




DANGER POISON - PRECAUTIONS 


CAN KILL YOU IF SWALLOWED

This product can kill you if swallowed even if it is diluted. Do not drink or eat anything if you have swallowed.



CAN KILL YOU BY SKIN CONTACT

This product can kill you if touched by hands or spilled or splashed on skin, in eyes or on clothing (liquid goes through clothes).



CAN KILL YOU IF BREATHED

This product can kill you if vapors, spray mist or dust are breathed.

POISONOUS TO FISH AND WILDLIFE

This product is toxic to fish and wildlife. Birds and other wildlife in treated areas may be killed. Keep

out of any body of water. Do not apply when weather conditions favor drift from treated areas. Do not apply when runoff is likely to occur.

This product is highly toxic to bees exposed to direct treatment or residues on crops. Protective information may be obtained from your Cooperative Agricultural Extension Service.

Do not contaminate water by cleaning of equipment or disposal of wastes.

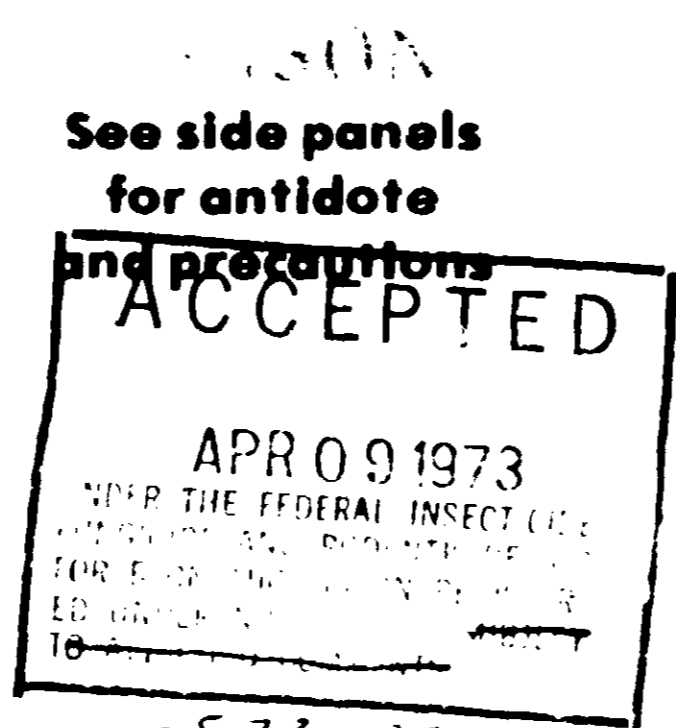
CAUTION: DO NOT USE, POUR, SPILL, OR STORE NEAR HEAT OR OPEN FLAME.

MANUFACTURED BY

TIFTON CHEMICAL COMPANY

P.O. Box 5 — Tifton, Georgia 31794

P.O. Box 1137 — Forrest City, Arkansas 72335



See side panels for antidote and precautions

STOP! READ THE LABEL



DANGER
Keep out of reach of children

6-2 TOXAPHENE—EPN

ACTIVE INGREDIENTS:

	By Wt.
*Toxaphene	54.65%
**O-Ethyl O-p-nitrophenyl Phosphonothioate	18.22%
Xylene	19.11%
INERT INGREDIENTS	8.02%
TOTAL	100.00%

*Technical Chlorinated Camphene(67%-69% Chlorine)
**EPN

Contains: 6 lbs. Toxaphene — 2 lbs. EPN per gallon

READ ENTIRE LABEL. USE STRICTLY IN ACCORDANCE WITH CAUTIONS, WARNINGS AND DIRECTIONS, AND WITH APPLICABLE STATE AND FEDERAL REGULATIONS, TIMING AND DOSAGE MAY VARY AS A CONSEQUENCE OF LOCAL WEATHER OR CONDITIONS) WE RECOMMEND REFERENCE TO AGRICULTURAL EXPERIMENT STATIONS ON SPECIFIC USAGE.

DIRECTIONS FOR USE

Application should be made only by trained personnel using approved protective equipment. Do not apply with hand equipment.

Pour specified amount of this product into nearly filled spray tank. Add balance of water to fill tank. Keep agitator running during filling and spraying operations. Do not combine wettable powders unless previous use of the mixture has proven physically compatible and safe to plants. Always

thoroughly emulsify this product with at least half of total water before adding wettable powder.

COTTON: Red Spider Mites, Cotton Fleahopper - 1 pt. in sufficient water to cover 1 acre. **BOLL WEEVIL** - 2 pts. in sufficient water to cover 1 acre. Repeat applications as necessary. Do not graze dairy animals or animals being finished for slaughter on treated cotton fields. Workers entering the fields within 24 hours after application should wear protective clothing. Do not hand pick or harvest within 7 days of application.

USE ONLY PROTECTIVE

1. Wear boots or goggles approved protection rubber g

Keep all away from danger of

Do not feel sick in right away hospital-victim has his condition. Aid Treatment come, take

IMPORTANT them with hands, face before sm

AFTER WC shoes. She only clean wear contact clothing and water be cleaner instruction

EPA. RI

H

LABEL



YOU

ENE—EPN

	By Wt.
.....	54.65%
ate	18.22%
.....	19.11%
.....	8.02%
TOTAL	100.00%

69% Chlorine)

illon

ANCE WITH CAUTIONS, WARNINGS AND
FEDERAL REGULATIONS, TIMING AND
LOCAL WEATHER OR CONDITIONS) WE
EXPERIMENT STATIONS ON SPECIFIC

ughly emulsify this product with at least half of total
r **before** adding wettable powder.

ON: Red Spider Mites, Cotton Fleahopper - 1 pt. in
ient water to cover 1 acre. **BOLL WEEVIL** - 2 pts. in
ient water to cover 1 acre. Repeat applications as neces-
Do not graze dairy animals or animals being finished
laughter on treated cotton fields. Workers entering the
s within 24 hours after application should wear protec-
clothing. Do not hand pick or harvest within 7 days of
cation

USE ONLY WHEN WEARING THE FOLLOWING PROTECTIVE EQUIPMENT AND CLOTHING

(1) Wear water-proof pants, coat, hat, rubber boots or rubber overshoes. (2) Wear safety goggles. (3) Wear mask or respirator approved by the U.S. Bureau of Mines for EPN protection. (4) Wear heavy duty, natural rubber gloves.

WORK SAFETY RULES

Keep all unprotected persons and children away from treated area or where there is danger of drift.

Do not rub eyes or mouth with hands. If you feel sick in any way, STOP work and get help right away. Call a doctor (physician), clinic or hospital—immediately. Explain that the victim has been exposed to EPN and describe his condition. After first aid is given (see First Aid Treatment Section) and if a doctor cannot come, take victim to clinic or hospital.

IMPORTANT! Before removing gloves, wash them with soap and water. Always wash hands, face and arms with soap and water before smoking, eating or drinking.

AFTER WORK, take off all work clothes and shoes. Shower, using soap and water. Wear only clean clothes when leaving job. Do not wear contaminated clothing. Wash protective clothing and protective equipment with soap and water after each use. Respirator should be cleaned and filter replaced according to instructions included with respirator

EPA. REG. NO. 10873—32

**NOT FOR
HOME USE**

POISON - BE CAREFUL

EPN is a very dangerous poison. It rapidly enters the body on contact with all skin surfaces and eyes. Clothing wet with this material must be removed immediately. Exposed persons must receive prompt medical treatment or they may die.

Some of the signs and symptoms of poisoning are: Headache, nausea, vomiting, cramps, weakness, blurred vision, pin-point pupils, tightness in chest, labored breathing, nervousness, sweating, watering of eyes, drooling or frothing of mouth and nose, muscle spasms and coma.

FIRST AID TREATMENT

Call a doctor (physician), clinic or hospital immediately. Explain that the victim has been exposed to EPN and describe his condition

If breathing has stopped, start artificial respiration immediately and maintain until doctor sees victim. **If swallowed** and victim is awake (conscious) make him vomit quickly. Induce vomiting by sticking finger down throat or by giving soapy or strong salty water to drink. Repeat until vomit is clear. Never give anything by mouth to an unconscious person. Have victim lie down and keep quiet. See doctor immediately.

In case of contact, immediately flush eyes or skin with plenty of water for at least 15 minutes while removing contaminated clothing and shoes. See doctor immediately.

NOTICE

Seller's guaranty shall be limited to the terms of the label and subject thereto. The buyer assumes any risk to persons or property arising out of use or handling and accepts the product on these conditions



NOTE TO PHYSICIAN TREAT SYMPTOMATICALLY

In this product mixture, EPN is the dominant toxic ingredient, exerting muscarinelike effects, that is, stimulation of the parasympathetic nervous system. Poisoning victims should be treated promptly with atropine to the limit of the victims tolerance to relieve symptoms and to improve chances of survival. 2-PAM may be administered in conjunction with atropine. The administration of oxygen is helpful. Morphine should not be given to persons suspected of EPN poisoning. Toxaphene produces central nervous system excitation which ordinarily responds to the barbituric acid derivatives, but this drug should be considered only if complete atropinization fails to relieve symptoms.

POST TREATED AREA

Consult your State Agricultural Extension Service or Experiment Station regarding posting treated areas.

DESTROY EMPTY CONTAINER NEVER RE-USE

Completely empty contents and bury unused chemical 18 inches deep in an isolated location away from water supplies.

GLASS CONTAINER: Break container and bury 18 inches deep.

METAL CONTAINERS: 1-Gal. Can — Pour 1 qt. of water into empty can. Add 1 tablespoon of household detergent. Rotate can carefully until all inner surfaces are wet. Bury rinse solution 18 inches deep. Punch holes in top and bottom of container, crush and bury. **5-Gal Drum** — Pour 2 qt. of water into empty container. Slowly add 1/2 cup caustic soda (lye) and 2 tablespoons household detergent. Then proceed as for 1-gal container. **30-Gal Drum** — Same as for 5-gal. drum except use 3 gal. water, 1 lb. lye, and 1/2 cup detergent for rinsing. **55-Gal Drum** — Same as for 5-gal. drum except use 5-gal. water, 2 lb. lye and 1 cup detergent for rinsing

Do not get rinse solution on hands, clothing, or in eyes. In case of contact, immediately wash with soap and water