

10806 - 97

12/20/2011

1/6



UNITED STATES ENVIRONMENTAL PROTECTION AGENCY
WASHINGTON, D.C. 20460

OFFICE OF
CHEMICAL SAFETY
AND POLLUTION PREVENTION

December 20, 2011

Ms. Kim Davis
Agent for Contact Industries
c/o RegWest Company, LLC
8203 West 20th St., Suite A
Greeley, CO 80634-4696

Subject: Application for Pesticide Amendment
Contact Water-Based Indoor Fogger II
EPA Reg. No. 10806-97
Your Submission Dated August 12, 2011
Decision No: 457963

Dear Ms. Davis:

The labeling referred to above, submitted in connection with registration under the Federal Insecticide, Fungicide, and Rodenticide Act, as amended, is acceptable. Two (2) copies of the finished labeling must be submitted prior to releasing the product for shipment. A stamped copy of the label is enclosed for your records.

If you have any questions contact Driss Benmhend at 703-308-9525 or by e-mail at: Benmhend.driss@epa.gov.

Sincerely,

A handwritten signature in black ink, appearing to read "Mark Suarez".

Mark Suarez
Product Manager 13, Insecticide Branch
Registration Division (7504P)

Enclosure: *Label stamped "Accepted"*

2/6

Contact Water-Based Indoor Fogger II

{[Select marketing claims from "Marketing Claims" section]}

Active Ingredients:

- Pyrethrins (CAS No. 8003-34-7) 0.05%
- N-Octyl bicycloheptene dicarboximide* (CAS No. 113-48-4) 0.40%
- Permethrin** (CAS No. 52645-53-1) 0.40%

Other Ingredients 99.15%
Total 100.00%

*MGK 264, Insecticide Synergist

**Cis-trans isomers ratio: Min. 35% (±) cis; max. 65% (±) trans.

MGK® - Registered Trademark of McLaughlin Gormley King Company

**ACCEPTED
DEC 20 2011**

**Under the Federal Insecticide, Fungicide,
and Rodenticide Act, as amended, for the
pesticide registered under:**

**Keep Out of Reach of Children
CAUTION**

See back panel for First Aid and additional Precautionary Statements.

EPA Reg. No. 10806-97

EPA Reg. No: 10806-97
EPA Est. _____

Net Wt. _____ oz.
{3 oz. through 8 oz.}

{Back Panel}

First Aid

If Swallowed:	<ul style="list-style-type: none"> • Immediately call a poison control center or doctor. • Do not induce vomiting unless told to do so by the poison control center or doctor. • Do not give any liquid to the person. • Do not give anything by mouth to an unconscious person.
If on Skin or Clothing:	<ul style="list-style-type: none"> • Take off contaminated clothing. • Immediately rinse skin with plenty of water for 15-20 minutes • Call a poison control center or doctor for treatment advice.
If in Eyes:	<ul style="list-style-type: none"> • Hold eye open and rinse slowly and gently with warm water for 15-20 minutes • Remove contact lenses, if present, after the first 5 minutes, then continue rinsing eye. • Call a poison control center for treatment advice.
If Inhaled:	<ul style="list-style-type: none"> • Move person to fresh air. • If person is not breathing, call 911 or an ambulance, then give artificial respiration, preferably by mouth-to-mouth, if possible. • Call a poison control center or doctor for further treatment advice.

Have the product container or label with you when calling center or doctor or going for treatment. For information regarding medical emergencies or pesticide incidents, call 1-888-740-8710.

{Note: The First Aid statements' grid format will be used if market space permits; otherwise a paragraph format will be used.}

PRECAUTIONARY STATEMENTS

Hazards to Humans and Domestic Animals

CAUTION: Harmful if swallowed or absorbed through skin. Causes moderate eye irritation. Avoid contact with skin, eyes or clothing. Avoid breathing vapors or spray mist; breathing spray mist may be harmful. Thoroughly wash with

3/6

soap and water after handling and before eating, drinking, chewing gum, using tobacco or using the toilet. Remove and wash contaminated clothing before reuse.

Physical or Chemical Hazards

Highly Flammable Ingredient!



Ingrediente Alamente Inflamable!

Contents under pressure. Do not use or store near heat or open flame. Do not puncture or incinerate container. Exposure to temperatures above 130°F may cause bursting. This product contains a highly flammable ingredient. It may cause a fire or explosion if not used properly. Follow the "Directions for Use" on this label very carefully.

DIRECTIONS FOR USE

It is a violation of Federal law to use this product in a manner inconsistent with its labeling.

This product kills Cockroaches, Confused Flour Beetles, Crickets, Fleas, Houseflies, Pill Bugs, Saw-toothed Grain Beetles, Small Flying Moths, Rice Weevils and Ticks.

[Stop!] Read Entire Label Before Each Use.
Precautions and Restrictions
Shake well before use. Keep Container Upright.


Avoid contamination of food and feedstuffs. Do not treat establishments where livestock feed is present.

Do not apply directly to food. Do not use in food/feed areas of food/feed handling establishments, restaurants, or other areas where food/feed is commercially prepared or processed. Do not use in serving areas while food is exposed or facility is in operation. Serving areas include areas where prepared foods are served such as dining rooms, but exclude areas where foods may be prepared or held. In the home, cover all food processing surfaces and utensils during treatment or thoroughly wash before use following treatment. Cover or remove exposed food. Non-food areas are areas such as garbage rooms, lavatories, floor drains (to sewers), entries and vestibules, offices, locker rooms, machine rooms, boiler rooms, garages, mop closets and storage (after canning or bottling).

To Use This Product Correctly

Do Not use more than one fogger per room. **Do Not** use in small, enclosed spaces such as closets, cabinets or under counters or tables. Use of a fogger in an enclosed space may cause the product to explode, resulting in injury to people or damage to property. Do not use in a room 5 ft. x 5 ft. or smaller, instead, allow fog to enter from other rooms. **Turn off ALL ignition sources such as pilot lights (shut of gas valves), other open flames or running electrical appliances that cycle off and on (i.e., refrigerators, thermostats, etc.).** Call your gas utility or management company if you need assistance with your pilot lights.


{EPA Pre-Approved Pictogram 1:}



Do Not Use Multiple Canisters in a Room.


4/
6

{EPA Pre-Approved Pictogram 2:}



Do Not Use in Small Confined Spaces.

{EPA Pre-Approved Pictogram 3:}



Unplug and Turn Off Ignition Sources.

{EPA Pre-Approved Pictogram 4:}



No Flames or Pilot Lights.

How to Use

Step 1: Before You Fog.

Remove or cover exposed food and drinking water before application. Remove or cover dishes, utensils, food processing equipment and food preparation surfaces, or wash them before use. Remove pets and birds; cover and turn off fish aquariums before activating fogger.

{EPA Pre-Approved Pictogram 5:}



Remove or Cover Exposed Food.

Step 2: Preparation:

Cover wood floors and wood furniture in the immediate area around the fogger with newspapers or a drop cloth. Open cabinets, cupboards, drawers, closets and doors in areas to be treated. Close outside doors and windows. Shut off fans, air conditioners and ventilation equipment. Place a chair, small table or stand in the center of the room to be treated and cover with newspaper. One 3 ounce canister of fogger [Each 3 oz. can] will treat a room 20' x 20' with an 8 foot ceiling [(3,000 cubic feet)]. Use only 1 canister for each 3,000 cubic feet of space. Fill out and place hang-tag on the door to the treated area to alert family members and others with access to the treated area not to enter for 2 hours after treatment.

[One 4 ounce canister of fogger [Each 4 oz. can] will treat a room 23' x 22' with an 8 foot ceiling [(4,000 cubic feet)]. Use only 1 canister for each 4,000 cubic feet of space.]

[One 5 ounce canister of fogger [Each 5 oz. can] will treat a room 25' x 25' with an 8 foot ceiling [(5,000 cubic feet)]. Use only 1 canister for each 5,000 cubic feet of space.]

[One 6 ounce canister of fogger [Each 6 oz. can] will treat a room 30' x 25' with an 8-foot ceiling [(6,000 cubic feet)]. Use only 1 canister for each 6,000 cubic feet of space.]

[One 7 ounce canister of fogger [Each 7 oz. can] will treat a room 35' x 25' with an 8 foot ceiling [(7,000 cubic feet)]. Use only 1 canister for each 7,000 cubic feet of space.]

5/6

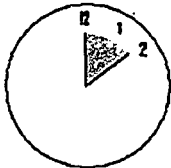
[One 7.5 ounce canister of fogger [Each 7.5 oz. can] will treat a room 37' 6" x 25' with an 8 foot ceiling [(7,500 cubic feet)]. Use only 1 canister for each 7,500 cubic feet of space.]

[One 8 ounce canister of fogger [Each 8 oz. can] will treat a room 40' x 20' with an 8 foot ceiling [(8,000 cubic feet)]. Use only 1 canister for each 8,000 cubic feet of space.]

Step 3: To Start Fogging:

Shake Well Just Before Using. To Operate Valve: Point fogger away from face and eyes when releasing (container sprays straight up). To lock valve in open position for automatic discharge, firmly press valve button down, hooking the catch [until it snaps into place]. Then place the fogger on the stand or table in the center of the room.


Do not re-enter for 2 hours.



Step 4: Airing Out:

Do not remain in the treated area; **immediately vacate the treated house, individual apartment unit or other structure and remain outside.** Do not allow adults, children or pets to re-enter the treated area/structure for a minimum of 2 hours to ensure the vapors, mists and aerosols have dispersed. Thoroughly ventilate the treated area before reoccupying. If an odor is still detectable after 2 hours, additional ventilation is required.

{EPA Pre-Approved Pictogram 6:}



Air Out the Room Before Entering.

To Kill Fleas and Ticks: Destroy pet's old bedding and replace with clean, fresh bedding after treatment is completed. Use product as above. Treat pets with a flea and tick control product registered for use on pets prior to allowing pets to reenter treated premises. Also treat your yard with a flea and tick control product registered for yard application. **This product does not control bed bugs.**

Storage and Disposal

Do not contaminate water, food or feed by storage or disposal.

Pesticide Storage: Store in a cool, dry (preferably locked) area away from food, pet food and sources of heat or ignition. **Pesticide Disposal:** Wastes resulting from the use of this product may be disposed on site or at an approved waste disposal facility. **Container Disposal:** Non-refillable container; do not reuse or refill this container. Do not Puncture or Incinerate! **If empty:** Place in trash or offer for recycling if available. **If partly filled:** Call your local solid waste agency for disposal instructions.

{Per PR Notice 2007-4 the batch code/lot number will appear on the label or container.}

[Manufactured by:]
Contact Industries, Inc
411 Wales Ave
Bronx, NY 10454



Federal regulations prohibit
CFC propellants in aerosols

{Door Knob Hang Tags provided at point-of-purchase:}

Fill out and place hang-tag on the door to the treated area to alert family members and others with access to the treated area not to enter for 2 hours after treatment.

Do Not Enter Until _____ {time} on _____ {date}

{Label copy will be both English and Spanish text}

{Marketing Claims}

Contact Water-Based Indoor Fogger II

For indoor use in apartments, attics, basements, boats, cabins, campers, closed porches, condominiums, dormitories, garages, homes, household storage areas, kennels, pet grooming parlors, pet sleeping areas, room verandas, veterinary clinics and hospitals, and the non-food/feed areas of drive-ins, drugstores, factories, food plants, hospitals, hotels, institutions, kitchens, motels, nursing homes, office buildings, railroad cars, restrooms, schools, ships, storage areas, supermarkets, theaters, trailers, trucks, warehouses and zoos

Kills Ants, Bedbugs, Cockroaches, Confused Flour Beetles, Crickets, Firebrats, Fleas, Flies, Mosquitoes, Pill Bugs, Rice Weevils, Saw-toothed Grain Beetles, Silverfish, Small Flying Moths, Ticks (including Brown Dog, Deer and other *Ixodid* species that may carry or transmit Lyme disease), Yellow Mealworms and Similar Insects

Now Kills 18 Types of Household Bugs

Water-Based Fogger

{End of Marketing Claims}

[] Denotes optional or alternate language

[] Denotes language that does not appear on market labeling