

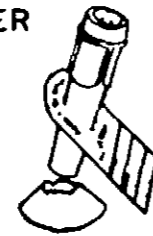
THERMOMETER I.D. CARD

ISOLATION
PATIENT NAME

ROOM	DATE

DIRECTIONS FOR ASSEMBLY

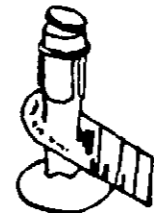
1. FILL OUT THERMOMETER I.D. CARD AND PLACE ON STEM



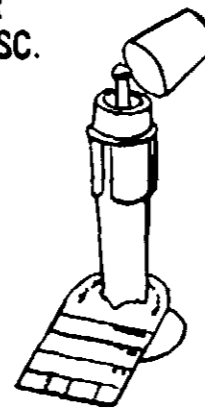
2. PLACE STEM IN BASE.

3. POUR BENZALKONIUM CHLORIDE SOLUTION PACKET U.S.P. INTO HOLDER.

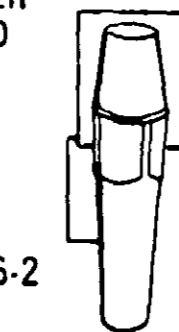
4. PRESS INSERT DISC INTO TOP OF STEM.



5. INSERT THERMOMETER THROUGH HOLE IN DISC.



6. PLACE DUST COVER OVER THERMOMETER.



7. FOR WALL MOUNTING, DISCARD BASE AND SLIP SLOTTED COLLAR ONTO MOUNTING BRACKET.

U.S.D.A REG. NO. 10586-2

U.S. PAT. D212-043

DEAR FRIEND,
THIS IS YOUR PERSONAL **Kenwood. temp pak.** THERMOMETER SET FOR YOUR USE. THIS THERMOMETER SET WILL BE DESTROYED UPON YOUR DISMISSAL OR TRANSFER. PLEASE ACCEPT OUR SINCERE WISHES FOR A HEALTHY AND SPEEDY RECOVERY.

ONE

Kenwood
temp pak
ISOLATION
THERMOMETER SET

ORAL — 93-1435

- STUBBY TIP, TRIANGLE TOP
- ORAL THERMOMETER ANGLE
- THERMOMETER HOLDER
- PATIENT THERMOMETER I.D. CARD
- BENZALKONIUM CHLORIDE SOLUTION PACKET U.S.P.

RECTAL — 93-1436

- STUBBY TIP, RED TRIANGLE TOP RECTAL THERMOMETER
- THERMOMETER HOLDER
- LUBRICATING JELLY PACKET
- PATIENT THERMOMETER I.D. CARD
- BENZALKONIUM CHLORIDE SOLUTION PACKET U.S.P.

ACTIVE INGREDIENT —

Alkyl[®] dimethyl benzyl ammonium chlorides (benzalkonium chloride U.S.P.) 0.13%

INERT INGREDIENT —

membrane filtered water 99.87%

* (C₁₂ 67%, C₁₄ 25%, C₁₆ 7%, C₁₈ 1%) dimethyl benzyl ammonium chloride.

CAUTION

Keep Out of Reach of Children

MFD BY **BADGER** LABORATORIES, INC.
JACKSON, WISCONSIN 53031

Directions:

1. Fill out patient thermometer I.D. card with patient's name and room number. Slide patient identification card toward top of holder and place in base, or fold card at scoremark and slip into wall mounting bracket. Spaces at bottom of card may be used to indicate dates the Benzalkonium Chloride Solution Packet is changed.
2. Open Benzalkonium Chloride Solution Packet and pour solution into thermometer holder.
3. Place thermometer in holder; disc on top of holder and insert thermometer through hole.
4. Cover thermometer with protective dust cover.
5. Insert thermometer into lubricating jelly packet to lubricate. Packet may be re-used for same patient by folding over end of packet after each use.

ACCEPTED WITH COMMENTS



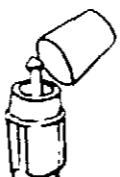




TEMPERATURE I.D. CARD

RECTAL
PATIENT NAME

ROOM	DATE

ACCEPTED
JUN 5 1971
UNSP...
FUND...
FOR...
11586

DIRECTIONS FOR ASSEMBLY

1. FILL OUT THERMOMETER I.D. CARD AND PLACE ON STEM 
2. PLACE STEM IN BASE. 
3. POUR BENZALKONIUM CHLORIDE SOLUTION PACKET U.S.P. INTO HOLDER. 
4. PRESS INSERT DISC INTO TOP OF STEM. 
5. INSERT THERMOMETER THROUGH HOLE IN DISC. 
6. PLACE DUST COVER OVER THERMOMETER. 
7. FOR WALL MOUNTING, DISCARD BASE AND SLIP SLOTTED COLLAR ONTO MOUNTING BRACKET. 

U.S.D.A. REG. NO. 10586-3
U.S. PAT. D212-043

DEAR FRIEND,
THIS IS YOUR PERSONAL **Kenwood temp pak** THERMOMETER SET FOR YOUR USE. PLEASE FEEL FREE TO TAKE IT HOME WITH YOU, ALONG WITH OUR SINCERE WISHES FOR A HEALTHY AND SPEEDY RECOVERY.

ONE REORDER
93-1431

Kenwood
temp pak
RECTAL

THERMOMETER SET


- STUBBY TIP, RED TRIANGLE TOP RECTAL THERMOMETER
- THERMOMETER HOLDER
- LUBRICATING JELLY PACKET
- PATIENT THERMOMETER I.D. CARD
- BENZALKONIUM CHLORIDE SOLUTION PACKET U.S.P.

ACTIVE INGREDIENT —
Alkyl* dimethyl benzyl ammonium chlorides (benzalkonium chloride U.S.P.) 0.13%

INERT INGREDIENT —
membrane filtered water 99.87%

* (C, 67%, C, 25%, C, 7%, C.C.C., 1%) dimethyl benzyl ammonium chloride.

CAUTION
Keep Out of Reach of Children

MFD BY  LABORATORIES, INC.
JACKSON, WISCONSIN 53031

Directions:

1. Fill out patient thermometer I.D. card with patient's name and room number. Slide patient identification card toward top of holder and place in base, or fold card at scoremark and slip into wall mounting bracket. Spaces at bottom of card may be used to indicate dates the Benzalkonium Chloride Solution Packet is changed.
2. Open Benzalkonium Chloride Solution Packet and pour solution into thermometer holder.
3. Place thermometer holder disc on top of holder and insert thermometer through hole.
4. Cover thermometer with protective dust cover.
5. Insert thermometer into lubricating jelly packet to lubricate. Packet may be re-used for subsequent patient by folding over end of packet after each use.

ONE REORDER
93-1431

Kenwood
temp pak
RECTAL
THERMOMETER SET

MFD BY  LABORATORIES, INC.
JACKSON, WISCONSIN 53031