

10324-213

11/1/2011

1/29

UNITED STATES ENVIRONMENTAL PROTECTION AGENCY



U.S. ENVIRONMENTAL PROTECTION AGENCY

Office of Pesticide Programs
Antimicrobials Division (7510P)
1200 Pennsylvania Avenue NW
Washington, D.C. 20460

EPA Reg. Number: 10324-213

Date of Issuance: NOV 1 2011

Term of Issuance:

Conditional

Name of Pesticide Product:

Maquat 7.5-S

NOTICE OF PESTICIDE:

- x Registration
Reregistration

(under FIFRA, as amended)

Name and Address of Registrant (include ZIP Code):

Mason Chemical Company
721 West Algonquin Rd.
Arlington Heights, IL 60005

Note: Changes in labeling differing in substance from that accepted in connection with this registration must be submitted to and accepted by the Registration Division prior to use of the label in commerce. In any correspondence on this product always refer to the above EPA registration number.

On the basis of information furnished by the registrant, the above named pesticide is hereby registered/re-registered under the Federal Insecticide, Fungicide and Rodenticide Act.

Registration is in no way to be construed as an endorsement or recommendation of this product by the Agency. In order to protect health and the environment, the Administrator, on his motion, may at any time suspend or cancel the registration of a pesticide in accordance with the Act. The acceptance of any name in connection with the registration of a product under this Act is not to be construed as giving the registrant a right to exclusive use of the name or to its use if it has been covered by others.

This product is conditionally registered in accordance with FIFRA sec 3(c)(7)(A) provided that you:

- 1. Submit and/or cite all data required for registration of your product under FIFRA sec. 3(c)(5) when the Agency requires all registrants of similar products to submit such data; and submit acceptable responses required for re-registration of your product under FIFRA section 4.
2. Make the labeling changes listed below before you release the product for shipment:
a. Revise the EPA Registration Number to read, "EPA Reg. No. 10324-231".

Signature of Approving Official:

Velma Noble

Date:

NOV 1 2011

Product Manager Team-31

CONCURRENCES

Table with columns for SYMBOL, SURNAME, and DATE, and rows for Regulatory Management Branch I and Antimicrobials Division (7510P).

b. Delete the unqualified term "institutional" from the heading in the right column on page 1. Data to support hospital disinfection has not been provided for this product. Thus all unqualified references to use in institutional settings must be deleted. Also delete the following claims which are dependent on hospital disinfection data:

- "and other institutions", page 2, right column 1 and 10 bullet under marketing claims and other institutions", from the statement on page 3 left column beginning:
- "Hospital and institutional linen" on pages 3 and 7
- "deodorize ", from the section beginning: "[(This product) (Product Name)] is for use as a laundry sanitizer/bacteriostatic..." page 3, left column.
- "deodorizing" from the section beginning: "[(This product) (Product Name)] is a phosphate-free formulation designed to provide effective cleaning... on page 3, left column.
- On page 4 second paragraph left column delete words "deodorizes".
- On page 4 third paragraph left column delete "toilet (toilet bowls), urinals".
- On page 4 delete word "Deodorizes (Deodorizer). Also delete "deodorizes" from the section beginning: "[(This product) (Product Name)] cleans, shines.....
- On page 4 left column that reads "kill (99.99% of) household) delete "(institutional)".
- On page 4 right column that reads "kill (99.99% of) (kitchen) (bathroom) (household) delete "(institutional)".
- On pages 4 and 6 left and right column that read "[(This product) (Product Name)] delete the words "deodorant , deodorizer and deodorizing".

c. There are no AOAC efficacy standards for non-food contact sanitizers. There is an ASTM testing method. As such, delete the following incorrect claim on page 4:

- "[(This product) (Product Name)] meets AOAC efficacy standards for hard non-porous (inanimate) (environmental) surface, non-food contact sanitizers."

d. Delete the following references on page 1 as directions for these uses have not been provided or must be deleted as per subsequent comments in this notice (n., j.):
 "Formulated for effective Poultry Sanitization," "Formulated for effective Swine Premise Sanitization," and "Formulated for effective Mushroom Farm Sanitization."

Also delete the following claims which are not supported by directions for use:

- "poultry and turkey farms", page 2, right column
- "mushroom farms," page 2, left column
- "toilets, toilet seats, toilet bowls, urinals, portable and chemical toilets and latrine buckets" page 3, right column
- "toilet (toilet bowls), urinals" page 4, right column
- "[(This product) (Product name)] cleans by removing dirt grime, mold, blood...eliminates odors leaving surfaces smelling clean and fresh." page 6, left column.
- "toilets, urinals" page 6, right column.

- e. Revise the first two claims on page 5, right column for "Federally inspected meat and poultry plants..." by deleting the statements: "All surfaces must be thoroughly rinsed with potable water." as this is not in agreement with the directions for use of this product as a food contact sanitizer.
- f. Delete the claim of effectiveness against HIV-1 (page 2) when used as a laundry sanitizer. Virus claims are not acceptable since disinfection data has not been provided in support of this product. In addition, delete the following claims from pages 6 and 7 from the section beginning: "At 48 ounces (of (this product) (Product Name)) per 100 lbs. of dry laundry..." delete: "and is effective against HIV." and "For HIV, [(this product) (Product Name)] is effective in 200 ppm hard water when presoaked for 10 minutes before normal washing." Also delete the HIV reference in the following statement on page 7: "[((This product) (Product Name))] works as a laundry sanitizer against bacteria and is effective against HIV."
- g. Your product is for use as a non-food contact sanitizer at 200 ppm active ingredient. Thus correct the following statement:
- "[((This product) (Product Name))] is for use as a sanitizer on hard, non-porous (inanimate) (environmental) non-food contact surfaces (at **200** ppm active)." page 5, left column.
- h. There are no AOAC efficacy standards for non-food contact sanitizers. There is an ASTM testing method. As such, delete the following incorrect claim on page 5:
- "[((This product) (Product Name))] meets AOAC efficacy standards for hard non-porous (inanimate) (environmental) surface, non-food contact sanitizers."
- i. Revise the first two claims on page 5, right column for "Federally inspected meat and poultry plants..." by deleting the statements: "All surfaces must be thoroughly rinsed with potable water." as this is not in agreement with the directions for use of this product as a food contact sanitizer.
- j. As per page 8 of your label, this product "Contains no fragrances." Your note on page 17 immediately under the "Deodorization/Cleaning" heading indicates "All deodorizing claims can only be used with formulas containing fragrance." Since your product does not contain fragrances and thus is not to be used as a deodorizer, a number of claims and sets of directions for use must be deleted. Delete the following:
- "When used as directed, [(This product) (Product Name)] will deodorize surfaces in restroom and toilet..." page 6, left column.
 - "[((This product) (Product Name))] [(controls) (reduces) (eliminates) (neutralizes) (destroys) odors..." page 6, left column.
 - "[((This product) (Product Name))] neutralizes musty and tough odors from smoke..." page 6, left column.
 - Delete the words "deodorant" and "deodorizing" from the statement beginning: "[((This product) (Product Name))] is a one-step cleaner..." page 6, left column.
 - Revise the statement beginning: "[((This product) (Product Name))] cleans and deodorizes surfaces..." to state: "[((This product) (Product Name))] cleans and kills odor causing..." page 7, left column.

- Delete the phrase “and deodorizer” from the statement: “[(This product) (Product Name)] is a multi-surface cleaner and deodorizer...” page 7, right column.
- Revise the statement beginning: “[(This product) (Product Name)] can be relied on to deodorize coolers...” to read: “[(This product) (Product Name)] can be relied on to *clean* coolers...” page 7, right column.
- Revise the statement beginning: “Use (this product) (Product Name)] to clean and deodorize flower buckets...” to read: “Use (this product) (Product Name)] to *clean* flower buckets...” page 7, right column.
- Delete the heading “Deodorization” page 16, right column.
- Delete the word “Deodorizing” from the first set of directions under the heading “Deodorization/Cleaning” page 16, right column.
- Delete the directions for “General Deodorization”, page 16, right column.
- Delete the phrase “and/or Deodorize” from the directions “For Use As A (General) Cleaner” page 16, right column.
- Delete the directions “For Deodorizing Garbage Cans, Garbage Trucks, Industrial Waste Receptacles and Garbage Handling Equipment” page 17, right column.
- Delete the directions “For Deodorizing Septic Storage Tanks” page 17, left column.
- Delete the directions for “RV Holding Tanks/Recreational Vehicles” page 17, left column.
- Delete the directions for “Automotive Uses” page 17, right left column.
- Delete the directions for “Air Freshener” page 17, left column.
- Delete the directions “For Odors Caused by Dogs, Cats and Other Domestic Animals” page 17, left column.
- Delete the directions “Waterbed Conditioner” page 17, left column.
- Revise the directions for glass cleaning by deleting the words “deodorizing” and “deodorize” page 17, left column.
- Delete the directions “Sewer Backup & River Flooding” page 17, right column.
- Delete the directions “Carpets, Carpet Cushions, upholstery, Drapes and other porous Material, Sub Floors, Drywall, Trim and Frame Lumber, Tackless Strip and Paneling” page 17, right column.
- Delete the directions “Smoke Damage Restoration” page 17, right column.
- Delete the directions “Water and Smoke Damage Restoration” page 17, right column.

k. On page 14 revise the direction for “Sanitizing Hatchery Rooms Using Fogging Devices” to read “Remove all animals and feed form areas to be treated,...” also, add the statement “Do not allow people to contact or breathe this fog and do not enter until 2 hours after fogging is complete” after statement that reads When fogging is completed, ventilate buildings and other closed spaces.”

l. Delete the directions “Cleansing of Body Surface and Body Orifices of Human Remains” page 18, left column. Even in the absence of the malodor claim, this site in not acceptable as there is not a pesticidal use associated with this site on your label.

5/29

m. On page 14 Under "Sanitizing Incubators and Hatchers Using Fogging Devices" correct the use rate to read as follows: "...Mix 16.5 ounces....to 115 ounces of water..." and "... fog setters and hatchers with a 1.5 ounce ... per gallon of water..." This will bring your label into agreement with the cited efficacy data.

n. On page 14 Under "Salon/Barber Instruments and Tools Sanitizer Directions" correct the use rate to read as follows: "...solution of 0.34 ounce....per gallon of water."

o. On page 18 under "Sanitization Of Hard, Non-Porous (Inanimate) (Environmental Surfaces in Whirlpool Units" and "Sanitization of Exterior Household Surfaces Direction" correct the use rates to read as follows "...add 0.34 ounces.... Per gallon of water".

p. Directions for use include mandatory language as per PR Notice 2000-5. As such revise the directions on page 8, left column to begin: "Dilution Chart" by deleting the word "Guide." Make the same correction on pages 8 and 9, left column.

q. When directions for a non-pesticidal use are included on a product label, they must be in agreement with pesticidal claims for use at the same site. Since your product label does not include directions for use as a pesticide in mushroom farms, you must delete the non-pesticidal directions for use on mushroom farms (page 9). Cleaning claims alone on a pesticide product are misleading and could imply that the product performs as a pesticide at that site.

r. There are a number of instances of an incorrect rate for the use of this product as a sanitizer on non-food contact surfaces. Make the following corrections indicating that the product is to be used at 1.36 ounces/4 per gallons or 0.34 oz. per gallon of water:

- "For Foot Dip of Water Proof Footwear" page 8, right column.
- "To Sanitize Hoof Trimming Equipment" correct rate and ppm to read 200, page 14, right column.
- "Salon/Barber Instruments and Tools Sanitizer Directions", page 14, left column.

s. Under the "Laundry" headings delete the word "Institutional".

t. When directions for a non-pesticidal use are included on a product label, they must be in agreement with pesticidal claims for use at the same site. Since your product formulation does not support use of this product as a deodorizer on carpet, and the label does not include directions for use as a pesticide on carpet, you must delete all directions for use carpets (page 18). Cleaning claims alone on a pesticide product are misleading and could imply that the product performs as a pesticide at that site.

u. Revise the Physical or Chemical Hazards Statement on page 1 to begin as follows: "*Combustible*. Do not use or store..."

6/29

Chemistry Data

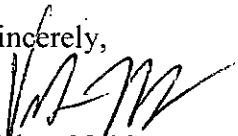
The Confidential Statements of Formula #1 and #2 dated 6/1/11 are the only acceptable formulations at this time. No other formulations have been accepted for this product.

General Comments

If these conditions are not complied with, the registration will be subject to cancellation in accordance with FIFRA sec. 6(e). Your release for shipment of the product constitutes acceptance of these conditions.

A stamped copy of the label and reviews for this product are enclosed for your records. Submit one (1) copy of your final printed labeling prior to release of this product for shipment. If you have any questions concerning this letter, please contact Drusilla Copeland at (703) 308-6224.

Sincerely,



Velma Noble
Product Manager 31
Regulatory Branch I
Antimicrobials Division (7510P)

Enclosures: Stamped Label



MASON CHEMICAL COMPANY
 "The Quaternary Specialists"

721 W. Algonquin Road | Arlington Heights, IL 60005 | 847-290-1621 or 800-362-1855

E.P.A. Reg. No. 10324-XXX
 E.P.A. Est. No. 10324-IL-1

MAQUAT® 7.5-S

Net Contents: ((Batch))(Lot) No (Manufacturing Date):

PRECAUTIONARY STATEMENTS

HAZARDS TO HUMANS AND DOMESTIC ANIMALS

DANGER. Keep Out of Reach of Children. Corrosive. Causes irreversible eye damage and skin burns. Harmful if swallowed, inhaled or absorbed through the skin. Avoid breathing spray mist. Do not get in eyes, on skin or on clothing. Wear goggles or face shield and rubber gloves and protective clothing when handling. Wash thoroughly with soap and water after handling and before eating, drinking, chewing gum, using tobacco or using the toilet. Remove contaminated clothing and wash clothing before use.

(If container is 5 gallons or larger the following statement must appear on the label.)

ENVIRONMENTAL HAZARD

This pesticide is toxic to fish and aquatic invertebrates. Do not discharge effluent containing ((this product)) (Product Name) into lakes, streams, ponds, estuaries, oceans or other waters unless in accordance with the requirements of a National Pollutant Discharge Elimination System (NPDES) permit and the permitting authority has been notified in writing prior to discharge. Do not discharge effluent containing ((this product)) (Product Name) into sewer systems without previously notifying the local sewage treatment plant authority. For guidance contact your State Water Board or Regional Office of the EPA.

(If container is equal to or less than 5 gallons use the following as an alternate to the above statement.)

ENVIRONMENTAL HAZARD

[[This product]] (Product Name) is toxic to fish.

PHYSICAL OR CHEMICAL HAZARDS

Do not use or store near heat or open flame.
 Do not mix with oxidizers, anionic soaps and detergents.

First Aid

Have the product container or label with you when calling a poison control center or doctor, or going for treatment.

IF ON SKIN OR CLOTHING: Take off contaminated clothing. Rinse skin immediately with plenty of water for 15-20 minutes. Call a poison control center or doctor for treatment advice.

IF IN EYES: Hold eye open and rinse slowly and gently with water for 15-20 minutes. Remove contact lenses, if present, after the first 5 minutes, then continue rinsing eye. Call a poison control center or doctor for treatment advice.

IF SWALLOWED: Call a poison control center or doctor immediately for treatment advice. Have person sip a glass of water if able to swallow. Do not induce vomiting unless told to do so by a poison control center or doctor. Do not give anything by mouth to an unconscious person.

IF INHALED: Move person to fresh air. If person is not breathing, call 911 or an ambulance, then give artificial respiration, preferably mouth-to-mouth, if possible. Call a poison control center or doctor for further treatment advice.

NOTE TO PHYSICIAN: Probable mucosal damage may contraindicate the use of istic lavage.

Cleaner - (Food Contact) (Non-Food Contact) Sanitizer - Deodorizer - Mildewstat - Home, Hotels & Motels, Waterbed Conditioner, Institutional, Industrial, Schools, Dairy, Equine, Poultry/Turkey, Farm, Veterinary, Restaurant, Food Handling and Process Areas, Wineries, Federally Inspected Meat and Poultry Plants, Bar and Institutional Kitchen Use and for Sanitizing Ice Machines and for Harvesting & Handling Equipment. Controls Algae and Algal Slime Growth in Industrial and/or Commercial Recirculating Cooling Water Towers and Once Through Fresh Water Cooling Systems. *(Not for use in cooling towers, water cooling systems in CA)*

Small Fly Ovicidal Treatment.
 Non-Acid Bathroom Cleaner.
 Laundry Sanitizer. Laundry Bacteriostat.

Fabric mildew inhibitor & sanitizer.
 Residual Bacteriostat and Self-Sanitizing Agent under Humid or Wet Contamination Conditions.

Formulated for effective Poultry Sanitation.
 Formulated for effective Swine Premise Sanitation.

Formulated for effective Mushroom Farm Sanitation.
 (Product of USA) (Made in the USA)

ACTIVE INGREDIENTS:

Octyl Decyl Dimethyl Ammonium Chloride 2.250%

Didecyl Dimethyl Ammonium Chloride 1.125%

Dioctyl Dimethyl Ammonium Chloride 1.125%

Alkyl (C₁₄, 50%; C₁₂, 40%; C₁₆, 10%)
 dimethyl benzyl ammonium chloride 3.000%

INERT INGREDIENTS: 92.500%

TOTAL 100.000%

**KEEP OUT OF REACH OF CHILDREN
 DANGER PELIGRO**

See (left) (back) (side) (right) panel (of label) (below) for additional precautionary statements and first aid statements.

(Note to Reviewer: This information has been verified per DOT regulations. It is NOT required be on the label but is being requested by a customer.)

TRANSPORTATION INFORMATION

DOT Hazard Class: 8 Corrosive

DOT Proper Shipping Name: Quaternary Ammonium Corrosive (Quaternary Ammonium Compound), 8 UN1903, PGI

PELIGRO: SI NO PUEDE LEER EN INGLES, PREGUNTE A SU SUPERVISOR SOBRE LAS INSTRUCCIONES DE USO APROPIADAS. CONTESTE DE TRABAJAR CON ESTE PRODUCTO.

Printed in the U.S.A.
 11th COMMENTS
 In E.P.A. Letter Dated:
 NOV 1 2011

Under the Federal Insecticide, Fungicide, and Rodenticide Act

(Note to reviewer: The Table of Contents will not be on any label. This is for our customer's reference only. The page numbers will change when the label changes.)

Description	Page No.
Organism Guide	2
Marketing Claims Sanitization	3
General	7
Deodorization/Mold & Mildew	9
Barber/Salon	
Non-Food Contact Sanitization	11
Restroom/Bathroom	11
Food Processing	
Non-Food Contact Sanitization	13
Food Contact Sanitization	14
Animal Premises	
Non-Food Contact Sanitization	19
Other	
Non-Food Contact Sanitization	21

ORGANISM LIST

(Note: For reference use only. This is a list of all organisms covered by this label. Please see appropriate Directions for Use for proper use dilution.)

NON-FOOD CONTACT SANITIZING PERFORMANCE: [(This product) (Product name) (Product name)] is an effective one-step sanitizer on hard, non-porous (inanimate) (environmental) surfaces against:

- Staphylococcus aureus (ATCC 6538)
- Klebsiella pneumoniae (ATCC 4352)

FOOD CONTACT SANITIZING PERFORMANCE: [(This product) (Product name)] was evaluated in water up to 500-ppm hardness and found to be an effective food-contact surface sanitizer against:

- Aeromonas hydrophila (ATCC 23213)
- Campylobacter jejuni (ATCC 29428)
- Clostridium perfringens-vegetative (ATCC 13124)
- Escherichia coli (ATCC 11229)
- Escherichia coli O111:H8
- Escherichia coli O157:H7 (ATCC 35150)
- Enterococcus faecalis Vancomycin resistant (ATCC 51299)
- Enterobacter sakazakii (ATCC 29544)
- Listeria monocytogenes (ATCC 984)
- Klebsiella pneumoniae (ATCC 4352)
- Salmonella enterica (ATCC 10708)
- Salmonella enteritidis (ATCC 4931)
- Salmonella typhi (ATCC 6539)
- Shigella dysenteriae (ATCC 9361)
- Shigella sonnei (ATCC 25931)
- Staphylococcus aureus (ATCC 6538)
- Staphylococcus aureus Methicillin Resistant (ATCC 33592)
- Streptococcus pyogenes (ATCC 12344)
- Yersinia enterocolitica (ATCC 23715)

FUNGISTATIC PERFORMANCE: [(This product) (Product name)] was evaluated in the presence of 5% serum and found to be effective against the following on hard, non-porous environmental surfaces:

Aspergillus niger

LAUNDRY BACTERIOSTATIC PERFORMANCE: (This product) (Product name) was evaluated against the following:

- Corynebacterium ammoniagenes* (ATCC 6872)
- Klebsiella pneumoniae* (ATCC 4352)
- Staphylococcus aureus* (ATCC 6538)

LAUNDRY SANITIZER PERFORMANCE: (This product) (Product name) was evaluated against the following:

- HIV-1
- Pseudomonas aeruginosa* (ATCC 15442)
- Klebsiella pneumoniae* (ATCC 4352)
- Staphylococcus aureus* (ATCC 6538)
- Methicillin-resistant *Staphylococcus aureus* (MRSA) (ATCC 33592)

MARKETING CLAIMS

[(Maquat® 7.5-S) (This product) (Product name)] is for use on hard, non-porous (inanimate) (environmental) surfaces in:

- Restaurants, restaurants and bars, bars, kitchens, taverns, cafeterias, institutions/kitchens, fast food operations and food storage areas.
- Supermarkets, convenience stores, retail and wholesale establishments, department stores, shopping malls, gift shops, video stores, bookstores, dressing rooms and laundries, photocopy centers, bicycle shops, auto repair centers.
- Computer manufacturing sites, toy factories.
- Food establishments, coffee shops, donut shops, bagel stores, pizza parlors, liquor stores.
- Factories, business and office buildings, hotels and motels and transportation terminals.
- Public restrooms, public facilities, waysides, travel rest areas, shower rooms, bathrooms, shower and bath areas.
- Hotel, motels, dormitories.
- Kitchens, bathrooms and other household areas.
- Homes (households), condos, apartments, vacation cottages, summer homes.
- Institutions, schools and colleges, commercial and industrial sites, churches/classrooms, community colleges, universities, athletic facilities and locker room/exercise rooms, exercise facilities, gyms, gymnasiums, fieldhouses.
- Massage/facial salons, hair/nail/pedicure salons, barber/beauty shops, salons, tattoo parlors. (Not for use on needles or other skin piercing instruments)
- Recycling centers.
- Campgrounds, playgrounds, recreational facilities, picnic facilities, sports arenas, sports complexes.
- Food (preparation) (and) (storage) areas.
- Food processing plants, USDA inspected food-processing facilities, federally inspected meat and poultry plants, farms, dairy farms, hog farms, equine farms, poultry and turkey farms and egg processing plants, meat/poultry processing plants, meat/poultry producing establishments, mushroom farms, rendering plants.

canneries, caterers, bakeries, meat packing plants, hide and leather processing plants.

- Fishery, Milk, Citrus, Wine, Fruit, Vegetable, Ice Cream and Potato Processing Plants and beverage plants.
- Tobacco plant premise and equipment.
- Cruise lines, cruise ships, airline terminals, airports, shipping terminals, public transportation, transportation terminals.
- Laundry, laundry facilities, washing machines, clothes washing machines, commercial laundries, coin-operated laundries, laundry cleaning facilities.

[(This product) (Product name) (Maquat® 7.5-S)] [(when used as directed) (can be used) (is formulated for use)] on (washable) hard, non-porous (inanimate) (environmental) surfaces such as:

Food preparation and storage areas.

- Dishes, glassware, silverware, cooking utensils, eating utensils, plastic and other non-porous cutting boards, plastic and other non-porous chopping blocks, coolers, ice chests, refrigerator bins used for meat, vegetables, fruit and eggs, Tupperware®.
- Kitchen equipment such as food processors, blenders, cutlery, trash compactors and other utensils.
- Countertops (counters), countertop laminates, Slurppy® machines, stovetops (stoves), sinks (bathroom, kitchen), tub surfaces, appliances, refrigerators, ice machines, microwave ovens, shelves, racks and carts.
- Interior hard, non-porous surfaces of water softeners, reverse osmosis units, ice machines, water coolers, water holding tanks and pressure tanks.
- Beer fermentation and holding tanks, bottling or pre-mix dispensing equipment.
- Wine processing equipment and holding tanks.
- Citrus processing equipment and holding tanks.
- Dishes, silverware, glasses, cooking utensils, eating utensils and other similar size food processing equipment can be sanitized by immersion.
- Tobacco plant equipment.
- Drinking fountains and breakrooms.
- Highchairs.
- Exhaust fans, refrigerated storage and display equipment, coils and drain pans of air conditioning, refrigeration equipment and heat pumps.
- Shower stalls, shower doors and curtains, bathtubs and glazed tiles, chrome plated intakes, toilets, toilet seats, toilet bowls, toilet bowl surfaces, urinals, empty diaper pails, portable and chemical toilets and latrine buckets, vanity tops, glazed porcelain, glazed tile and restroom fixtures, bathroom fixtures.
- Windows and mirrors.
- Tables, chairs, desks, folding tables, workstations, bed frames, lifts, washable walls, cabinets, doorknobs and garbage cans/pails, trash barrels, trash cans, trash containers, cuspidors and spittoons.
- Sealed foundations, steps, plumbing fixtures, finished baseboards and windowsills.

- Glass, laminated surfaces, metal, stainless steel, glazed porcelain, glazed ceramic, sealed granite, sealed marble, plastic (such as polycarbonate, polyvinylchloride, polystyrene or polypropylene), sealed limestone, sealed slate, sealed stone, sealed terra cotta, sealed terrazzo, chrome and vinyl, Plexiglass®, vanity tops.

- Enameled surfaces, painted (finished) woodwork, Formica®, vinyl and plastic upholstery, washable wallpaper.

- Large inflatable, non-porous plastic and rubber structures such as animals, promotional items, moonwalks, slides, obstacle course play and exercise equipment.

- Hard, non-porous (inanimate) (environmental) surfaces of picnic tables and outdoor furniture or Non-wooden Picnic tables and outdoor furniture except cushions and wood frames. (Note: Only one statement will be used on label.)

- Playground equipment.

- Automobile interiors.

- Crypton barrier fabric.

- Humidifier water tanks.

(This product) (Product name) is for use as a laundry sanitizer/bacteriostatic/deodorizer on washable fabrics such as:

- Diapers.
- Napkins, tablecloths, curtains, draperies.
- Hospital and institutional linen.
- Commercial linen, hotel/motel linen.
- Athletic apparel, athletic clothing.

[(This product) (Product name)] contains no phosphorous.

[(This product) (Product name)] is a phosphate-free formulation designed to provide effective cleaning, deodorizing and sanitization in areas where housekeeping is of prime importance in controlling the hazard of cross-contamination on treated surfaces.

This [(container) (bottle)] is made of (at least) (x)% post-consumer recycled plastic.

Convenient Trigger Spray. (To be used on applicable container)

Easy to Use.

Economy size. (To be used on applicable container)

Contains no [(abrasives) (bleach) (harsh acids) (phosphates)] (so it won't scratch) surfaces.

Cleans without bleaching.

Fewer products – no need for separate deodorizer.

Use (this product) (Product name) on the multi-touch surfaces responsible for cross-contamination.

Cross-contamination is of major housekeeping concern in schools and industry.

[(This product) (Product name)] has been formulated to aid in the reduction of cross-contamination on treated surfaces in schools and industry.

[(This product) (Product name)] is a no-rinse cleaner that cleans and deodorizes in one labor-saving step.

Use (This product) (Product name) on finished floors, high speed burnished floors, conductive flooring, washable walls, tables, chairs, bathroom bowls, sinks, basins,

shower stalls, tubs, glazed tiles, toilet, countertops, stove tops, exterior surfaces of appliances and refrigerators, cabinets, garbage cans, outdoor furniture (except cushions and wood frames), desks, telephones, door knobs and handles, and glass surfaces including windows and mirrors.

Sanitizes, cleans, and deodorizes the following hard, non-porous inanimate surfaces: floors, walls, (non-medical) metal surfaces, (non-medical) stainless steel surfaces, glazed porcelain, plastic surfaces (such as polypropylene, polystyrene, etc.).

[[([This product] (Product name)) (is designed for use)] (Use daily)] on (the following) hard, non-porous (inanimate) environmental surfaces: vinyl, painted surfaces, plastic (surfaces), glazed ceramic, glazed porcelain, chrome, stainless steel, aluminum, brass, copper, laminated surfaces and baked enamel surfaces associated with floors, walls, ceilings, tables, chairs, countertops, telephones, fixtures, glazed tile, toilets (toilet bowls), urinals, sinks found in food establishments, (restaurants), (commercial kitchens) & restrooms, shower rooms and locker rooms (areas) - any washable (food and non-food contact) surface where sanitization is required. [(This product] (Product name)]'s disinfecting formula eliminates the time and labor normally required for rinsing. Do not use (This product] (Product name) to clean glasses, dishes, utensils or interior surfaces of appliances.

- Concentrate (Concentrated).
- Neutral (Neutral pH).
- Sanitizes (Sanitizer).
- Cleans (Cleaner).
- Deodorizes (Deodorizer).

Will not harm sealed stone, sealed grout, or glazed tile.

[(This product] (Product name)] is a complete, chemically balanced sanitizer that provides clear use solutions even in the presence of hard water.

[(This product] (Product name)] is an economical concentrate that can be used with a mop and bucket, trigger sprayers, sponge or by soaking.

[(This product] (Product name)] can be applied through foaming apparatus, low-pressure sprayers and fogging (wet misting) systems. Follow manufacturers' instructions when using this equipment.

[(This product] (Product name)] delivers non-acid performance in an economical concentrate.

Antibacterial.

[(This product] (Product name)] cleans, shines, deodorizes and sanitizes all hard, non-porous (household) (inanimate) (environmental) surfaces listed on the label.

Sanitizes kitchen surfaces (bathroom surfaces and floors). Kills household bacteria.

Kills common [(kitchen] (bathroom)] bacteria.

Kills (99.999% of) (any sanitization organism listed) (above) (below) (on hard, non-porous (inanimate) (environmental) surfaces).

Kills (99.999% of) (common) (household) (institutional) (kitchen) bacteria (on (the) floor(s)).

Kills (99.999% of) (household) (institutional) (kitchen) bacteria ((that get) tracked into your -or- home) (by shoes -and/or- pets -and/or- kids) (from outside) (every day).

Kills (99.999% of) (kitchen) (bathroom) (household) (institutional) bacteria (on (the) floor(s)) (ordinary dish soap can't).

Kills -and/or- (helps(s)) eliminate(s) -and/or- sanitizes -and/or- destroy(s) -and/or- remove(s) -and/or- (help(s)) get(s) rid of -and/or- reduces -and/or- fights -and/or- effective against (99.999% of) (the) (common) (list use site/surface) bacteria.

Kills -and/or- (helps(s)) eliminate(s) -and/or- sanitizes -and/or- destroy(s) -and/or- remove(s) -and/or- (help(s)) get(s) rid of -and/or- reduces -and/or- fights -and/or- effective against (99.999% of) (the) bacteria ((commonly) found in -or- on (the) (list use site/surface)).

Kills -and/or- (helps(s)) eliminate(s) -and/or- sanitizes -and/or- destroy(s) -and/or- remove(s) -and/or- (help(s)) get(s) rid of -and/or- reduces -and/or- fights -and/or- effective against (99.999% of) (the) bacteria ((commonly) found on (the) (list use site/surface) surfaces your kids -and/or- pets (may) touch every day.

Kills -and/or- (helps(s)) eliminate(s) -and/or- sanitizes -and/or- destroy(s) -and/or- remove(s) -and/or- (help(s)) get(s) rid of -and/or- reduces -and/or- fights -and/or- effective against (99.999% of) (common) (household) bacteria (on) (from) (your) (children's) toys.

Kills -and/or- (helps(s)) eliminate(s) -and/or- sanitizes -and/or- destroy(s) -and/or- remove(s) -and/or- (help(s)) get(s) rid of -and/or- reduces -and/or- fights -and/or- effective against (99.999% of) (list sanitization organism) ((commonly) found -in/or- on (the) (list use site/surface)).

Kills -and/or- (helps(s)) eliminate(s) -and/or- sanitizes -and/or- destroy(s) -and/or- remove(s) -and/or- (help(s)) get(s) rid of -and/or- reduces -and/or- fights -and/or- effective against (the) (list use site/surface) (from) (99.9% of) (common) (household) bacteria (this season -or- flu season).

Kills bacteria on (the) surfaces (your kids -and/or- pets touch every day).

[(Kills) (Eliminate(s)) (Remove(s)) (Get(s) rid of)] (99.999% of) (the) bacteria (in your home -and/or- (office -or- work (place) (area) (environment)) (school) (classroom) (kitchen)).

For use in [(automated dilution systems) (automated) (dilution systems) (Dilution System trade name)].

Contains no fragrances.

This product contains no fragrances.

Fragrance-Free.

[(This product] (Product name)] is a one-step cleaner and deodorant (odor, counteractant) (odor neutralizer), designed for general cleaning, (and) sanitization, (deodorizing) (and controlling mold and mildew on) (of) hard, non-porous (inanimate) (environmental) surfaces. [(This product] (Product name)] cleans quickly by removing dirt, grime, mold, mildew, food residue, body oils, dead skin, blood and other organic matter commonly found in schools and colleges, day care centers, hotels, motels, public areas and restrooms, foodservice establishments (restaurants) and federally inspected meat and poultry establishments (food [processing] plants). [(It] (This product] (Product name)] (also) eliminates odors leaving (restroom) surfaces smelling clean and fresh. Use where odors are a problem.

[(This product] (Product name)] is for use as a sanitizer on hard, non-porous, (inanimate) (environmental) non-food contact surfaces (at 150 ppm active).

[(This product] (Product name)] meets AOAC efficacy standards for hard non-porous (inanimate) (environmental) surface, non-food contact sanitizers.

[(This product) (Product name)] is an effective non-food contact sanitizer in the presence of soils on hard nonporous (inanimate) (environmental) non-food contact surfaces.

Effective sanitizer in the presence of soils.

[(This product) (Product name)] is an effective non-food contact sanitizer in the presence of 5% serum contamination.

Effective sanitizer in the presence of 5% serum contamination.

Sanitizes kitchen surfaces (bathroom surfaces and floors).

[(This product) (Product name)] is a versatile cleaner and sanitizer formulated for use on bath and therapy equipment (Whirlpools).

Non-Food Contact Surface Sanitizer.

Food Contact Surface Sanitizer.

[(This product) (Product name)] meets AOAC efficacy standards for hard non-porous (inanimate) (environmental) surface food contact sanitizers.

[(This product) (Product name)] meets AOAC Germicidal and Detergent Test Standards for hard non-porous (inanimate) (environmental) food contact surfaces.

[(This product) (Product name)] has been cleared by the EPA in 40CFR180.940(a) and (c) for use on hard non-porous (inanimate) (environmental) food processing equipment, utensils, and other hard non-porous (inanimate) (environmental) food - contact articles at a concentration of 150-400 ppm active.

Eliminates (kills) 99.999% of bacteria (germs) commonly found on kitchen surfaces (in 60 seconds).

Kills 99.999% of bacteria (germs) like, *Escherichia coli*, *Campylobacter jejuni*, *Escherichia coli* O157:H7, *Staphylococcus aureus*, *Listeria monocytogenes*, *Yersinia enterocolitica* and *Shigella dysenteriae* on food contact kitchen surfaces in 60 seconds.

[(This product) (Product name)] is a sanitizer for hard nonporous (inanimate) (environmental) non-food contact surfaces (200 ppm active) according to the method for Sanitizers - Non-Food Contact Surfaces, modified in the presence of 5% organic serum in 3 minutes against:

(OR)

[(This product) (Product name)] is an effective one-step non-food contact sanitizer against the following on hard non-porous (inanimate) (environmental) surfaces:

Staphylococcus aureus

Klebsiella pneumoniae

For use in:

Federally inspected meat and poultry plants on all hard, non-porous (inanimate) (environmental) surfaces in inedible product processing areas, non-processing areas and/or exterior areas. All surfaces must be thoroughly rinsed with potable water.

Federally inspected meat and poultry plants as a floor and wall cleaner for use in all departments. Food products and packaging material must be removed from the room or carefully protected. All surfaces must be thoroughly rinsed with potable water.

Federally inspected meat and poultry plants as a sanitizing agent for use in all departments. Food products and packaging material must be removed from the room or carefully protected. Use product in accordance with its label. All surfaces must be thoroughly rinsed with potable water.

[(This product) (Product name)] is for use as a sanitizer on dishes, glassware and utensils, public eating places, dairy processing equipment, and food processing

equipment and utensils, food processing equipment and utensils (at 150-400 ppm active).

[(This product) (Product name)] is for use as a sanitizer in bottling and beverage dispensing equipment.

[(This product) (Product name)] is for use as a sanitizer in sanitary filling of bottles and cans.

[(This product) (Product name)] is for use in sanitizing bottles or cans in the final rinse application, and for external spraying of filling and closing machines.

[(This product) (Product name)] is for use as a sanitizer in beer fermentation and holding tanks.

[(This product) (Product name)] is for use as a sanitizer in wineries for use on holding tanks, floors and processing equipment.

[(This product) (Product name)] is for use as a Food Grade Egg Shell sanitizer, with best results achieved in water temperatures ranging from 78°-110°F.

Escherichia coli (*E. coli*), *Salmonella enterica* (*Salmonella*), and *Staphylococcus aureus* (*Staph*) are common-bacteria found where food is prepared and stored. [(This product) (Product name)] kills these bacteria and helps prevent cross-contamination on (treated) food contact kitchen surfaces listed on this label.

Regular, effective cleaning and sanitizing of equipment, utensils and work or dining surfaces which could harbor food poisoning microorganisms minimizes the probability of contaminating food during preparation, storage or service. Effective cleaning will remove soil and prevent the accumulation of food residues, which may decompose or support the rapid development of food poisoning organisms or toxins. Application of effective sanitizing procedures reduces the number of those microorganisms that (which) are present on equipment and utensils after cleaning, and reduces the potential for the transfer, either directly through tableware such as glasses, cups and flatware or indirectly through food.

To prevent cross contamination, kitchenware and food contact surfaces of equipment must be washed, rinsed with potable water and sanitized after each use and following any interruption of operation during which time contamination may have occurred.

Where equipment and utensils are used for preparation of foods on a continuous or production line basis, utensils and the food contact surfaces of equipment must be washed, rinsed and sanitized at intervals throughout the day on a schedule based on food temperature, type of food and amount of food particle accumulation.

[(This product) (Product name)] is effective against the control of small flies on non-food contact surfaces such as floors, walls, drains, countertops, metal surfaces, painted surfaces, glazed porcelain, glazed tile, glass, chrome, rubber, and plastic in restaurants, kitchens, dishwashing areas, and bar and wait station areas.

[(This product) (Product name)] cleans by removing dirt, grime and food soils in food preparation and processing areas. Its non-abrasive formula will not [(harm) (scratch)] surfaces. It cleans, sanitizes and eliminates odors leaving surfaces smelling clean and fresh. Use where odors are a problem.

[(This product) (Product name)] provides long lasting freshness against tough (pet) odors such as odors from litter boxes and pet accidents.

[(This product) (Product name)] is a versatile Sanitizer for Veterinarian, Veterinary Practice, Animal Care, Animal Laboratory, and Agricultural and Farm Premise applications.

[[This product] (Product name)] cleans by removing dirt, grime, mold, mildew, blood, urine, fecal matter and other common soils found in animal housing facilities, livestock, swine or poultry facilities, grooming facilities, farms, kennels, pet stores, veterinary clinics, laboratories or other small animal facilities. It (also) eliminates odors leaving surfaces smelling clean and fresh.

[[This product] (Product name)] is effective at controlling [(mold and mildew) (odor)] on shower curtains.

[[It] (This product) (Product name)] inhibits the growth of mold and mildew, leaving bathrooms and kitchens clean and fresh smelling.

Eliminates odors caused by bacteria (and) (mildew) (and) (non-fresh foods).

[[This product] (Product name)] is for non-scratch cleaning of showers and tubs, shower doors and shower curtains, fixtures and toilet bowls.

[[This product] (Product name)] will not leave a grit or soap scum.

[[This product] (Product name)] is a (concentrated) non-acid (bowl and) bathroom cleaner, which cleans, sanitizes and deodorizes in one easy step. It cleans, sanitizes and deodorizes surfaces by killing many odor-causing microorganisms and mold and mildew. [(Its non-abrasive formula is designed for use) (Use daily)] on hard, non-porous (inanimate) (environmental) restroom surfaces: glazed ceramic (restroom) tile, glazed porcelain, chrome, stainless steel and plastic surfaces associated with floors, walls, fixtures, toilets, urinals, sinks, shower rooms and locker rooms.

[[This product] (Product name)] is for use in work areas such as tool rooms and garages for odor control and light duty cleaning.

Great for use [(on) (in the)] [(kitchen), (bathroom), (floors) (and) (other household areas)]. [(Removes) (eliminates)] odors. Deodorizes. Will not harm most surfaces.

[[This product] (Product name)] [(maximizes) (improves)] labor results by effectively controlling odors.

When used as directed, [(This product) (Product name)] will deodorize surfaces in restroom and toilet areas, behind and under sinks and counters, garbage cans and garbage storage areas, and other places where bacterial growth can cause malodors.

[[This product] (Product name)] [(controls) (eliminates) (neutralizes) (destroys)] odors to make your [(home) (kitchen) (bathroom)] sanitary.

[[This product] (Product name)] neutralizes musty and tough odors from smoke, pet accidents, and spills on contact.

[[This product] (Product name)] is specially formulated to effectively eliminate offensive odors caused by mold and mildew.

[[This product] (Product name)] is effective against odors caused by animal waste, septic tank or sewage backup, smoke, bathroom and kitchen odors.

[[This product] (Product name)] is for use in household and commercial humidifiers. Use (of (this product) (Product name)) will control unpleasant [(malodors) (odors)].

Humidifier Bacteria-Algae treatment is a bacteriostat which can control the build-up of bacteria and algae in water tanks of portable, (evaporative) humidifiers. (Not for use in CA)

[[This product] (Product name)] is a one-step cleaner and [(deodorant) (odor counteractant) (odor-neutralizer)] designed for [(general cleaning), (and) (deodorizing) (and) controlling mold and mildew]] on hard, non-porous (inanimate) (environmental) surfaces.

[[This product] (Product name)] cleans and deodorizes surfaces by killing odor causing microorganisms and mold and mildew. Its non-abrasive formula is designed for use on (restroom surfaces): glazed ceramic (restroom) tile, glazed porcelain, chrome, stainless steel and plastic surfaces associated with floors, walls, fixtures, toilets, urinals, sinks, shower rooms, and locker rooms.

Kills odor causing bacteria in the [(Kitchen) (bathroom)].

[[Malodor Activity] (Odor) (Counteractancy)] - [(eliminates) (destroys)] odors and odor-causing bacteria on, hard nonporous (inanimate) (environmental) surfaces in restroom areas, behind and under sinks and counters, and storage areas (and other hard nonporous (inanimate) (environmental) surfaces) where bacterial growth can cause malodors.

Controls odors caused by bacteria found in waterbed uses.

Cleans everyday kitchen messes.

Cleans non-food contact kitchen surfaces and food preparation areas.

One-step cleaner.

Cleans and shines.

Will not harm most surfaces. For a cleaner, fresher household. Removes stains. Removes dirt. Non-staining. Clear formula.

Cleans everyday kitchen messes like dirt, grease and food stains. Cuts through tough grease and grime.

Floor cleaner.

[[This product] (Product name)] provides effective cleaning strength that will not dull most metal-interlock floor finishes, and does not require a rinse prior to recoat.

[[This product] (Product name)] is formulated to provide effective cleaning strength that will not dull high gloss floor finishes with repeated use.

[[This product] (Product name)] is for use in kitchens, bathrooms and other household areas.

[[This product] (Product name)] is a multi-surface cleaner and deodorizer. Use on windows, mirrors, and other non-food contact glass surfaces.

For use in households.

Use (this product) (Product name) to sanitize non-porous salon/barber tools and instruments such as combs, brushes, clippers, scissors, plastic rollers, trimmers, razors, blades, tweezers, baths and manicure instruments, and pedicure instruments.

[[This product] (Product name)] is a concentrate formulation designed for use in commercial, institutional and industrial laundry operations.

[[This product] (Product name)] is a laundry sanitizer designed for use in commercial, institutional and industrial laundry operations.

At 16 ounces (of (this product) (Product name)) per 100 lbs. of dry laundry, [(this product) (Product name)] provides sanitization against Staphylococcus aureus, Klebsiella pneumoniae, Pseudomonas aeruginosa, Methicillin-resistant Staphylococcus aureus (MRSA), and is effective against HIV. [(This product) (Product name)] is effective in rinse water up to 200 ppm hard water. For HIV, [(this product) (Product name)] is effective in 400 ppm hard water when presoaked for 10 minutes before normal washing.

At 13.25 ounces (of (this product) (Product name)) per 100 lbs. of dry laundry, [(this product) (Product name)] imparts to the fabric a residual self-sanitizing and residual

bacteriostatic finish under humid or wet contamination conditions (ie. diapers and bed linens of incontinent persons) during normal conditions of use and storage.

When added in the final rinse cycle, this formulation provides fabric with residual self-sanitizing activity under conditions of high relative humidity or wet contamination.

[(This product (Product name)) works as a laundry sanitizer against bacteria and is effective against HIV.

[(This product (Product name)) eliminates bad odor found on wet and soiled laundry.

[(This product (Product name)) eliminates the bad odor normal detergent can't do.

Fabric treated with ((this product (Product name)) which has become contaminated or soiled through use will inhibit the growth of many organisms not only at the time of exposure, but also through the handling and transportation until the garments are again laundered and treated with ((this product (Product name)).

[(This product (Product name)) is particularly effective in inhibiting the growth of monia producing organisms, such as Corynebacterium ammoniagenes, which acts

urine in the diapers to produce ammonia.

[(This product (Product name)) sanitizes fabrics, reducing bacterial count by 99.9%.

[(This product (Product name)) is a highly concentrated, ready to use liquid fabric sanitizer & mildewcide.

Eliminated discoloration, pinholing and tensile strength loss caused by mildew growth.

[(This product (Product name)) controls musty odors and discoloration on all fabrics due to molds, mildew and fungi.

Especially useful for colored textiles that cannot be bleached.

Perfect for table linens, aprons, towels, coats and diapers.

[(This product (Product name)) is for use on fabrics, such as: diapers, athletic apparel, table linens, bedding & towels and hospital and institutional linen.

Soiled and contaminated fabrics, such as diapers, hospital and institutional linen, and athletic apparel, is of major housekeeping concern, not only in hospitals, but in institutions, hotels, restaurants and schools.

Used as directed, [(this product (Product name))] provides effective residual bacteriostatic and self-sanitizing properties for laundered items such as diapers, hospital and institutional linens, and athletic apparel.

For residual bacteriostatic or self-sanitizing activity, conditions of high relative humidity or wet contamination are required.

Laundered fabric must be treated by soaking in a solution of [(this product (Product name))].

This water treatment microbiocide will control algae and bacterial slimes found in recirculating cooling tower waters and oil field water flood.

This microbiocide helps clean and loosen slime debris from cooling and flooding system surfaces.

When used in slug doses, no other microbiocide is required.

[(This product (Product name)) is efficient and stable in use dilution.

DIRECTIONS FOR USE

(Note to reviewer: Brackets [] indicate that one option within the brackets MUST be used in the final label text. Each option within the brackets is enclosed in a set of parentheses ().)

(Note to reviewer: The following statement will be used on all labels.)

It is a violation of Federal Law to use [(this product (Product name))] in a manner inconsistent with its labeling.

(Note to reviewer: One of The following statements will be used on all labels with applicable use sites - ie, kitchens and food processing areas, except for fogging and food contact sanitization directions for use.)

Before using [(this product (Product name))], food products and packaging materials must be removed from the room or carefully protected. Do not use (this product (Product name)) to clean glassware, utensils, dishes or interior surfaces of appliances.

OR

Before use in federally inspected meat and poultry food processing plants and dairies, food products and packaging materials must be removed from room or carefully protected.

OR

Before using [(this product (Product Name))], food products and packaging materials must be removed from the room or carefully protected.

NON-FOOD CONTACT SANITIZING PERFORMANCE: At 1 ounce (of (this product (Product name)) per 4 gallons of water use-level (or equivalent use dilution) (150 ppm active), [(this product (Product name))] is an effective one-step sanitizer with a 3-minute contact time against the following on hard non-porous (inanimate) (environmental) surfaces:

Staphylococcus aureus (ATCC 6538)

Klebsiella pneumoniae (ATCC 4352)

MOLD AND MILDEW PERFORMANCE: At 3.5 ounces (of (this product (Product name)) per 4.5 gallons of water use level (or equivalent use dilution) (450 ppm active) and with a 10-minute contact time, [(this product (Product name))] was evaluated in the presence of 5% serum and found to be effective against the following on hard, non-porous (inanimate) (environmental) surfaces:

Aspergillus niger

CLEANING: For heavily soiled areas, a pre-cleaning step is required. For all general cleaning, use a 2-ounce (of (this product (Product name)) per 4.5 gallons of water use solution (260 ppm active) (or equivalent use dilution). Apply use solution to hard nonporous (inanimate) (environmental) surfaces using a brush, sponge, cloth, mop, auto scrubber or mechanical spray device (hand pump) coarse pump or trigger spray device) or by immersion so as to thoroughly wet surface. For sprayer applications, spray 6-8 inches from surface. Do not breathe spray. Rub with brush, cloth, or sponge. [(Rinse) (Wipe up excess liquid (with a paper towel)) (Allow to air dry)]. Change cloth, sponge or towels frequently to avoid redeposition of soil. [(A fresh solution must be prepared) (Prepare a fresh solution)] at least daily or when use solution becomes visit [(diluted) (soiled) (dirty)].

FOR USE AS A ONE-STEP CLEANER:

1. Pre-clean heavily soiled areas.
2. Apply (use solution of) 2 ounces (of (this product (Product name)) per 4.5 gallons of water) (260 ppm active) (or equivalent use dilution) to hard, non-porous (inanimate) (environmental) surfaces using a sponge, brush, cloth, mop, auto scrubber or mechanical spray device (hand pump) coarse pump or trigger spray device) or by immersion. For spray applications, spray 6-8 inches from surface. Do not breathe spray.
1. Rub with brush, cloth, or sponge.
3. [(Rinse) (Wipe up excess liquid (with a paper towel)) (Allow to air dry)].
4. Change cloth, sponge or towels frequently to avoid redeposition of soil. [(A fresh solution must be prepared) (Prepare a fresh solution)] at least daily or when use solution becomes visibly [(diluted) (soiled) (dirty)].

PREPARATION OF NON-FOOD CONTACT SANITIZER USE SOLUTION: For heavily soiled areas, a preliminary cleaning is required. [(Add) (Mix)] [(1/4-ounce) ((a) (one) 1/4-ounce packet)] (of (this product) (Product name)) [(to) (with)] [(one) (1)] gallon of water (150 ppm active) (or equivalent use dilution). Apply sanitizer use solution to hard, non-porous (inanimate) (environmental) non-food contact surfaces with a brush, cloth, mop, sponge, auto scrubber, mechanical spray device (hand pump) coarse pump or trigger spray device) or by immersion so as to thoroughly wet surface to be sanitized. For sprayer applications, spray 6-8 inches from surface. Do not breathe spray. Rub with brush, cloth, or sponge. Treated surfaces must remain wet for 3 minutes. [(Rinse) (Wipe up excess liquid (with a paper towel)) (Allow to air dry)]. Change cloth, sponge or towels frequently to avoid redeposition of soil. [(A fresh solution must be prepared) (Prepare a fresh solution)] at least daily or when use solution becomes visibly [(diluted) (soiled) (dirty)].

TO SANITIZE (AND DEODORIZE): For heavily soiled areas, a preliminary cleaning is required. Apply sanitizer use solution of [(1/4 ounce) ((a) (one) 1/4-ounce packet)] (of (this product) (Product name)) per (one) (1) gallon of water (or equivalent use dilution) (150 ppm active) to hard, non-porous (inanimate) (environmental) non-food contact surfaces, thoroughly wetting as required. Apply with a brush, cloth, mop, sponge, auto scrubber, or mechanical spray device (hand pump) coarse pump or trigger spray device) or by immersion. For sprayer applications, spray 6-8 inches from surface. Do not breathe spray. Rub with brush, cloth, or sponge. Let stand for 3 minutes. [(Rinse) (Wipe up excess liquid (with a paper towel)) (Allow to air dry)]. Change cloth, sponge or towels frequently to avoid redeposition of soil. [(A fresh solution must be prepared) (Prepare a fresh solution)] at least daily or when use solution becomes visibly [(diluted) (soiled) (dirty)].

NON-FOOD CONTACT SANITIZING DILUTION CHART

Ounces of Product	Amount of Water
0.0625 ounce	1 quart
0.125 ounce	1/2 Gallon
0.25 ounce	1 gallon
1.25 ounces	5 gallons
2.5 ounces	10 gallons

MILD & MILDREW DILUTION CHART

Ounces of Product	Amount of Water
0.20 ounces	1 quart
0.40 ounces	1/2 Gallon
0.78 ounces	1 gallon
2.0 ounces	2 1/2 gallons
3.5 ounces	4 1/2 gallons
4.0 ounces	5 gallons
7.8 ounces	10 gallons

DILUTION GUIDE:

- For Non-Food Contact Sanitizing claims 1/4 oz/1 gal. water
- For Food Contact Sanitizing claims at 150 ppm 1oz/4 gal. water
- For Food Contact Sanitizing claims at 200 ppm 1.36oz/4 gal. water
- For Food Contact Sanitizing claims at 400 ppm 2.67oz/4 gal. water
- For Laundry Bacteriostatic claims 13.3oz./100 lbs. of dry fabric
- For Laundry Sanitizer 16oz./100 lbs. of dry fabric
- For Mold and Mildew 3.5oz/4.5 gal. water

FOOD PROCESSING PREMISES

SHOE (BOOT) BATH SANITIZER DIRECTIONS: To prevent cross contamination from area to area in animal areas, and the packaging and storage areas of food plants, shoe baths containing one inch of freshly made sanitizing solution must be placed at all entrances to buildings, hatcheries and at all the entrances to the production and packaging rooms. Scrape waterproof shoes and place in a 0.25-ounce (of (this product) (Product name)) per (one) (1) gallon of water (or equivalent use dilution) (150 ppm active) use solution for 3 minutes prior to entering area. [(A fresh solution must be prepared) (Prepare a fresh solution)] at least daily or when use solution becomes visibly [(diluted) (soiled) (dirty)].

FOR FOOT DIP OF WATER PROOF FOOTWEAR: Use (this product) (Product name) at 0.25 ounce per (one) (1) gallon of water in foot dip tray. Shoe baths must contain at least 1 inch of freshly made solution and be placed at the entrances to buildings. Scrape shoes and place in diluted solution for 3 minutes before entering building. Change solution in bath daily or soon if solution appears dirty.

SHOE FOAM DIRECTIONS: To prevent cross contamination from area to area in animal areas, and the packaging and storage areas of food plants, apply a foam layer approximately 0.5 to 2 inches thick made from a solution of 1.36 to 2 ounces (of (this product) (Product name)) per (one) (1) gallon of water (or equivalent use dilution) (80. to 1200 ppm active) at all entrances to buildings, hatcheries, production and packaging rooms by using a foam generating machine or aerator to apply foam layer. Follow the foaming directions as specified by the manufacturer of the foam generator/aerator. Scrape waterproof shoes. Stand and/or walk through foamed area for 3 minutes prior to entering area. Foam area must be washed and replaced at least daily or when it appears visibly [(diluted) (soiled) (dirty)].

(For food processing or other facilities that have installed entryway sanitizing systems.)

ENTRYWAY SANITIZING SYSTEMS: To prevent cross contamination from area to area, set the system to deliver (0.68 - 1.36 oz. per (one) (1) gallon of water) (or equivalent use dilution) (400 - 800 ppm active) of sanitizing solution. The [(spray) (foam)] must cover the entire path of the doorway. Set the system so that a continuous wet blanket of sanitizer solution is delivered to the floor.

Do not mix other foam additives to the sanitizing solution.

FOOD CONTACT AND TOBACCO PROCESSING EQUIPMENT SANITIZING DIRECTIONS

(Note to reviewer: This statement must appear with any of the Food Contact Sanitizing claims. This section except for the Fogging directions for use.)

Before use as a sanitizer in public eating places and dairies, food products and packaging materials must be removed from the room or carefully protected. Prior to application, remove gross food particles and soil by a pre-flush or pre-scrub and when necessary, presoak. Then thoroughly wash or flush objects with a good detergent or compatible cleaner, followed by a potable water rinse before application of the sanitizing solution.

FOOD CONTACT SANITIZING PERFORMANCE: At 0.34 ounce (of (this product) (Product name)) per (one) (1) gallon of water (or equivalent use dilution) (200 ppm active), [(this product) (Product name)] eliminates 99.999% of the following bacteria in (60 seconds) (1 minute) in 500 ppm hard water (calculated as CaCO₃) according to the AOAC Germicidal and Detergent Sanitizing Action of Disinfectants test:

- Aeromonas hydrophila* (ATCC 23213)
- Salmonella enterica* (ATCC 10708)
- Campylobacter jejuni* (ATCC 29428)
- Salmonella enteritidis* (ATCC 4931)

- Clostridium perfringens*-vegetative (ATCC 13124)
Escherichia coli (ATCC 11229)
Escherichia coli O157:H7 (ATCC 35150)
Escherichia coli O111:H8
Enterococcus faecalis Vancomycin resistant (ATCC 51299)
Enterobacter sakazakii (ATCC 29544)
Listeria monocytogenes (ATCC 984)
Klebsiella pneumoniae (ATCC 4352)
- Salmonella typhi* (ATCC 6539)
Shigella dysenteriae (ATCC 9361)
Shigella sonnei (ATCC 25931)
Staphylococcus aureus (ATCC 6538)
Staphylococcus aureus Methicillin Resistant (ATCC 33592)
Streptococcus pyogenes (ATCC 12344)
Yersinia enterocolitica (ATCC 23715)

At 1 ounce (of this product) (Product name) per (one) (1) gallon (150 ppm active) (This product) (Product name) is effective with a 1-minute contact time as a food-contact surface sanitizer in water up to 500-ppm hardness against *Escherichia coli* and *Staphylococcus aureus*.

At 1 ounce (of this product) (Product name) per 4 gallons this sanitizer fulfills the criteria of Appendix F of the Grade A Pasteurized Milk Ordinance 1978 recommendations of the U.S. Public Health Services in waters up to 500 ppm of hardness calculated as CaCO₃ when evaluated by the AOAC Germicidal and Detergent Sanitizer Method against *Escherichia coli* and *Staphylococcus aureus*.

FOOD CONTACT SANITIZING DILUTION GUIDE

To prepare a 150, 200, 300 or 400 ppm active solution use the following dilution table. Prepare the correct dilution rate based upon the appropriate use site.

Active solution	1 gallon	4 gallons	10 gallons	20 gallons
150 ppm	1/4 ounce	1.0 ounce	2 1/2 ounces	5.0 ounces
200 ppm	0.34 ounces	1.36 ounces	3.4 ounces	6.8 ounces
300 ppm	1/2 ounce	2.0 ounces	5.0 ounces	10.0 ounces
400 ppm	0.67 ounce	2.67 ounces	6.67 ounces	13.3 ounces

SANITIZATION: When used for sanitization of previously cleaned hard nonporous (inanimate) (environmental) food equipment or food contact items, limit active to 200-400 ppm active. At this level **NO POTABLE WATER RINSE** is allowed.

To sanitize previously cleaned and rinsed hard non-porous (inanimate) (environmental) food contact surfaces, prepare a 150-400 ppm active solution by adding 1 to 2.67 oz. to 4 gallons of water.

TO SANITIZE IMMOBILE HARD NONPOROUS (INANIMATE) (ENVIRONMENTAL) (such as tanks, chopping blocks, countertops, refrigerated storage and display equipment, food processing equipment, tables, picnic tables, appliances, stovetops and food work areas): Flood the area with appropriate ppm active quaternary solution (of this product) (Product Name) for at least [(1 minute) (60 seconds)], making sure to wet all surfaces completely (Let surfaces drain) (Drain the use-solution from the surface) (Drain thoroughly before reuse) (Thoroughly drain (non-immersed) (all sanitized) articles) (Allow sanitized surfaces to adequately drain before contact with food) (and then air dry)]. [(NO POTABLE WATER RINSE IS ALLOWED) (A potable water rinse is not allowed) (Do not rinse)] (after use as a sanitizer) (Product Name) as a sanitizer (on solution) (following the use of (this product) (Product Name) as a sanitizer) (on previously cleaned hard, non-porous (inanimate) (environmental) surfaces) (provided that the surfaces are adequately drained before contact with food so that little or no residue remains)]. [(A fresh solution must be prepared) (Prepare a fresh solution) at least daily or when use solution becomes visibly [(diluted) (soiled) dirty]]. For mechanical operations, this solution can be used once for sanitizing and re-used for cleaning.

TO SANITIZE MOBILE HARD NONPOROUS (INANIMATE) (ENVIRONMENTAL) (such as glassware, utensils, cookware and dishware, glasses and eating items (such as glassware, utensils, cookware, dishware, glassware, dishware and other

mobile hard nonporous (inanimate) (environmental) items. Immerse in appropriate ppm active quaternary solution (of (this product) (Product Name)) for at least [(1 minute) (60 seconds)], making sure to immerse completely. [(Remove items) (Remove immersed items from solution) (Drain the use-solution from the surface) (Place sanitized utensils on a rack or drain board) and air dry) (Thoroughly drain (immersed) (all sanitized) articles) (Allow sanitized surfaces to adequately drain before contact with food) (and then air dry)]. [(NO POTABLE WATER RINSE IS ALLOWED) (A potable water rinse is not allowed) (Do not rinse)] (after use as a sanitizer) (after application of the sanitizing solution) (following the use of (this product) (Product Name)) as a sanitizer (on previously cleaned hard, non-porous (inanimate) (environmental) surfaces) (provided that the surfaces are adequately drained before contact with food so that little or no residue remains)]. [(A fresh solution must be prepared) (Prepare a fresh solution) at least daily or when use solution becomes visibly [(diluted) (soiled) dirty]]. For mechanical operations, this solution can be used once for sanitizing and re-used for cleaning.

PUBLIC EATING PLACES/DAIRY PROCESSING

FOR PUBLIC EATING PLACES, DAIRY PROCESSING EQUIPMENT AND FOOD PROCESSING EQUIPMENT AND UTENSILS: Apply a use solution of [(1-2.67 ounce(s) (of (this product) (Product name)) per 4 gallons of water (or equivalent use dilution) (150-400 ppm active) to pre-cleaned, hard, non-porous (inanimate, (environmental) food contact surfaces, thoroughly wetting surfaces with a brush, cloth, mop, sponge, auto scrubber, mechanical spray device (hand pump) coarse pump or trigger spray device) or by immersion. For spray applications, spray 6 to 8 inches from surface. Do not breathe spray. Rub with brush, sponge, or cloth. From a Closed Loop Dilution Center, apply 150-400 ppm active solution to the surface to be sanitized. [(Allow surface to remain wet) (Surfaces must remain wet)] for at least [(1 minute) (60 seconds) (one minute)]. [(Remove items) (Remove immersed items from solution followed by adequate draining) (Let surfaces drain) (Drain the use-solution from the surface) (Drain thoroughly before reuse) (Place sanitized utensils on a rack or drain board) (Thoroughly drain (immersed) (non-immersed) (all sanitized) articles) (Allow sanitized surfaces to adequately drain before contact with food) (and then air dry)]. [(NO POTABLE WATER RINSE IS ALLOWED) (A potable water rinse is not allowed) (Do not rinse)] (after use as a sanitizer) (after application of the sanitizing solution) (following the use of (this product) (Product Name)) as a sanitizer) (on previously cleaned hard, non-porous (inanimate) (environmental) surfaces) (provided that the surfaces are adequately drained before contact with food so that little or no residue remains)]. Change cloth, sponge or towels frequently to avoid redeposition of soil. [(A fresh solution must be prepared) (Prepare a fresh solution)] at least daily or when use solution becomes visibly [(diluted) (soiled) dirty]]. For mechanical application, use solution must not be reused for sanitizing applications.

SANITIZING OF FOOD PROCESSING EQUIPMENT AND OTHER HARD NONPOROUS (INANIMATE) (ENVIRONMENTAL) FOOD CONTACT SURFACES IN FOOD PROCESSING LOCATIONS, MEAT PLANTS, DAIRIES, BAKERIES, CANNERIES, BEVERAGE PLANTS, RESTAURANTS AND BARS DIRECTIONS: For sanitizing pre-cleaned food processing equipment, dairy equipment, food utensils, dishes, silverware, eating utensils, glasses, sink tops, countertops, refrigerated storage and display equipment and other hard, non-porous (inanimate) (environmental) food contact surfaces, apply use solution of [(1-2.67 ounce(s) (of (this product) (Product name)) per 4 gallons of water (or equivalent use dilution) (150-400 ppm active) with a cloth, brush, sponge, mop, auto scrubber, mechanical spray device ((hand pump) coarse pump or trigger spray device) or by immersion, thoroughly wetting surfaces. For spray applications, spray 6 to 8 inches from surface. Do not breathe spray. Rub with

brush, sponge, or cloth. Dishes, silverware, glasses, cooking utensils, eating utensils and other similar size food processing equipment must be sanitized (by immersion) in a 1-2.67- ounces (of this product) (Product name) per 4 gallons of water use solution (of this product) (Product name) (150-400 ppm active) (or equivalent use dilution). [(Allow surface to remain wet) (Surfaces must remain wet)] for at least [(60 seconds) (one minute)]. [(Remove items) (Remove immersed items from solution followed by adequate draining) (Let surfaces drain) (Drain the use-solution from the surface) (Drain thoroughly before reuse) (Place sanitized utensils on a rack or drain board) (Thoroughly drain (immersed) (non-immersed) (all sanitized) articles) (Allow sanitized surfaces to adequately drain before contact with food) (and then air dry)]. [(NO POTABLE WATER RINSE IS ALLOWED) (A potable water rinse is not allowed) (Do not rinse)] (after use as a sanitizer) (after application of the sanitizing solution) (following the use of ((this product) (Product Name)) as a sanitizer) (on previously cleaned hard, non-porous (inanimate) (environmental) surfaces) (provided that the surfaces are adequately cleaned before contact with food so that little or no residue remains)). Change cloth, sponge or towels frequently to avoid redeposition of soil. [(A fresh solution must be prepared) (Prepare a fresh solution)] at least daily or when use solution becomes visibly [(diluted) (soiled) dirty)]. For mechanical application, use solution must not be reused for sanitizing applications.

DIRECTIONS FOR SANITIZING FOOD CONTACT SURFACES IN PUBLIC EATING PLACES, DAIRY PROCESSING EQUIPMENT AND FOOD PROCESSING EQUIPMENT AND UTENSILS, AND FOOD CONTACT ARTICLES REGULATED BY 40CFR sec 180.940(a):

1. Sanitize pre-cleaned hard nonporous (inanimate) (environmental) articles using a solution of 0.25 to 0.67 ounces (of this product) (Product name) per (one) (1) gallon of water (or equivalent use dilution) (150-400 ppm active). Articles that can be immersed in solution must remain in solution for [(60 seconds) (1 minute)]. Articles too large for immersing must be thoroughly wetted for [(60 seconds) (1 minute)] by rinsing, spraying or swabbing.
2. [(Remove items) (Remove immersed items from solution followed by adequate draining) (Let surfaces drain) (Drain the use-solution from the surface) (Drain thoroughly before reuse) (Place sanitized utensils on a rack or drain board) (Thoroughly drain (immersed) (non-immersed) (all sanitized) articles) (Allow sanitized surfaces to adequately drain before contact with food) (and then air dry)]. [(NO POTABLE WATER RINSE IS ALLOWED) (A potable water rinse is not allowed) (Do not rinse)] (after use as a sanitizer) (after application of the sanitizing solution) (following the use of ((this product) (Product Name)) as a sanitizer) (on previously cleaned hard, non-porous (inanimate) (environmental) surfaces) (provided that the surfaces are adequately drained before contact with food so that little or no residue remains)).
4. [(A fresh solution must be prepared) (Prepare a fresh solution)] at least daily or when use solution becomes visibly [(diluted) (soiled) dirty)]. For mechanical application, use solution must not be reused for sanitizing applications.

U.S. PUBLIC HEALTH SERVICE FOOD SERVICE SANITIZATION RECOMMENDATIONS CLEANING AND SANITIZING

1. Thoroughly wash equipment and utensils in a hot detergent solution. Rinse utensils and equipment thoroughly with potable water.
2. Sanitize equipment and utensils by immersion in 1-2.67 ounces (of this product) (Product name) per 4 gallons of water use solution (or equivalent use dilution) for at least [(60 seconds) (1 minute)] at a temperature of 75°F.
3. For equipment and utensils too large to sanitize by immersion, apply use solution of 1-2.67 ounces (of this product) (Product name) per 4 gallons of water use solution

(150-400 ppm active) (or equivalent use dilution) by rinsing, spraying or swabbing until thoroughly wetted for [(60 seconds) (1 minute)].

4. [(Remove items) (Remove immersed items from solution followed by adequate draining) (Let surfaces drain) (Drain the use-solution from the surface) (Drain thoroughly before reuse) (Place sanitized utensils on a rack or drain board) (Thoroughly drain (immersed) (non-immersed) (all sanitized) articles) (Allow sanitized surfaces to adequately drain before contact with food) (and then air dry)]. [(NO POTABLE WATER RINSE IS ALLOWED) (A potable water rinse is not allowed) (Do not rinse)] (after use as a sanitizer) (after application of the sanitizing solution) (following the use of ((this product) (Product Name)) as a sanitizer) (on previously cleaned hard, non-porous (inanimate) (environmental) surfaces) (provided that the surfaces are adequately drained before contact with food so that little or no residue remains)). [(Do not rinse (before contact with food))].
6. [(A fresh solution must be prepared) (Prepare a fresh solution)] at least daily or when use solution becomes visibly [(diluted) (soiled) dirty)]. For mechanical application, use solution must not be reused for sanitizing applications.

WISCONSIN STATE DIVISION OF HEALTH DIRECTIONS FOR EATING ESTABLISHMENTS (Not applicable in CA)

1. Scrape and pre-wash hard nonporous utensils and glasses whenever possible.
2. Wash with a good detergent or compatible cleaner.
3. Rinse with potable water.
4. Sanitize in a solution of 1 to 1.36 ounce(s) (of this product) (Product name) per 4 gallons of water (150-200 ppm active). Immerse all utensils for at least [(one minute) (60 seconds)] or for contact time specified by governing sanitary code. For equipment and utensils too large to sanitize by immersion, apply use solution of 1 to 1.36 ounce(s) (of this product) (Product name) per 4 gallons of water (150-200 ppm active) (or equivalent use dilution) by rinsing, spraying or swabbing until thoroughly wetted for [(60 seconds) (1 minute)].
5. Place sanitized utensils on a rack or drain board to air-dry.
6. [(A fresh solution must be prepared) (Prepare fresh sanitizing solution)] at least daily or more often when visibly [(soiled) (diluted) (dirty)].

NOTE: A clean potable water rinse following sanitization is not permitted under Section HFS 196.13 of the Wisconsin Administrative Code.

(Alternative language for clean in place, closed loop dilution centers.)

WISCONSIN STATE DIVISION OF HEALTH DIRECTIONS FOR EATING ESTABLISHMENTS (Not applicable in CA)

1. Scrape and pre-wash hard nonporous utensils and glasses whenever possible.
2. Wash with a good detergent or compatible cleaner.
3. Rinse with potable water.
4. Sanitize in a solution from the Closed Loop Dilution Center (150-200 ppm active) for at least [(one minute) (60 seconds)] or for contact time specified by governing sanitary code.
5. Place sanitized utensils on a rack or drain board to air-dry.
6. [(A fresh solution must be prepared) (Prepare fresh sanitizing solution)] at least daily or more often when visibly [(soiled) (diluted) (dirty)].

Note: A clean potable water rinse following sanitization is not permitted under Section HFS 196.13 of the Wisconsin Administrative Code.

DIRECTIONS FOR RESTAURANT AND BAR SANITIZER

For sanitizing pre-cleaned, hard nonporous (inanimate) (environmental) dishes, glassware, silverware, eating utensils, and cooking utensils, cookware and dishware, [(immerse in) (saturate using)] a solution containing 1 to 2.67 ounce(s) (of this product) (Product name) per 4 gallons of water (or equivalent use dilution) (150-400 ppm

active). [(Allow surface to remain wet) (Surfaces must remain wet)] for at least [(60 seconds) (one minute)]. [(Remove items) (Remove immersed items from solution followed by adequate draining) (Let surfaces drain) (Drain the use-solution from the surface) (Drain thoroughly before reuse) (Place sanitized utensils on a rack or drain board) (Thoroughly drain (immersed) (non-immersed) (all sanitized) articles) (Allow sanitized surfaces to adequately drain before contact with food) (and then air dry)]. [(NO POTABLE WATER RINSE IS ALLOWED) (A potable water rinse is not allowed) (Do not rinse)] [(after use as a sanitizer) (after application of the sanitizing solution) (following the use of ((this product) (Product Name)) as a sanitizer) (on previously cleaned hard, non-porous (inanimate) (environmental) surfaces) (provided that the surfaces are adequately drained before contact with food so that little or no residue remains)]. Change cloth, sponge or towels frequently to avoid redeposition of soil. [(A fresh solution must be prepared) (Prepare a fresh solution)] at least daily or when use solution becomes visibly [(diluted) (soiled) dirty)]. For mechanical application, use solution must not be reused for sanitizing applications.

(Alternative language for clean in place, closed loop dilution centers.)

FOR USE AS A SANITIZER ON DISHES, GLASSWARE, SILVERWARE, EATING UTENSILS, COOKING UTENSILS: Remove gross food particles by preflush, prescrape, and presoak when necessary. Wash thoroughly with detergent or compatible cleaner then rinse with potable water prior to application (of (this product) (Product name)). Then immerse in a sanitizing solution from Closed Loop Dilution Center (150-400 ppm active). [(Allow surface to remain wet) (Surfaces must remain wet)] for at least [(60 seconds) (one minute)]. [(Remove items) (followed by adequate draining) (Let surfaces drain) (Drain the use-solution from the surface) (Drain thoroughly before reuse) (Place sanitized utensils on a rack or drain board) (Thoroughly drain (immersed) (non-immersed) (all sanitized) articles) (Allow sanitized surfaces to adequately drain before contact with food) (and then air dry)]. [(NO POTABLE WATER RINSE IS ALLOWED) (A potable water rinse is not allowed) (Do not rinse)] [(after use as a sanitizer) (after application of the sanitizing solution) (following the use of ((this product) (Product Name)) as a sanitizer) (on previously cleaned hard, non-porous (inanimate) (environmental) surfaces) (provided that the surfaces are adequately drained before contact with food so that little or no residue remains)]. For mechanical application, use solution must not be reused for sanitizing applications

NITIZING OF (REFRIGERATED) FOOD PROCESSING EQUIPMENT (ICE MACHINES) AND OTHER HARD NON-POROUS (INANIMATE) (ENVIRONMENTAL) SURFACES IN FOOD CONTACT LOCATIONS: For sanitizing food processing equipment, dairy equipment, refrigerated storage and display equipment and other hard, non-porous (inanimate) (environmental) surfaces. [(Equipment and utensils) (Food contact surfaces)] must be thoroughly pre-flushed or pre-scraped and, when necessary, presoaked to remove gross food particles.

1. Turn off refrigeration *(Note: Use this direction only if applicable)*
2. Unit must be washed with a compatible detergent and rinsed with potable water before sanitizing. *(Note: Use this direction only if applicable)*
3. Wash and rinse all surfaces thoroughly.
4. Apply a solution of 1 to 2.67 ounce(s) (of (this product) (Product name)) [(in) (per)] 4 gallons of water (or equivalent use dilution) (150-400 ppm active) by mechanical spray device (coarse pump or trigger spray device), direct pouring or by recirculating through the system. [(Allow surface to remain wet) (Surfaces must remain wet)] for at least [(60 seconds) (one minute) (followed by complete draining)].

5. [(Let surfaces drain) (Drain the use-solution from the surface) (Drain thoroughly before reuse) (Thoroughly drain) (Allow sanitized surfaces to adequately drain before contact with food) (liquid) (and then air dry)].
6. [(NO POTABLE WATER RINSE IS ALLOWED) (A potable water rinse is not allowed) (Do not rinse)] [(after use as a sanitizer) (after application of the sanitizing solution) (following the use of ((this product) (Product Name)) as a sanitizer) (on previously cleaned hard, non-porous (inanimate) (environmental) surfaces) (provided that the surfaces are adequately drained before contact with (food) (liquid) so that little or no residue remains)].
7. [(A fresh solution must be prepared) (Prepare a fresh solution)] at least daily or when use solution becomes visibly [(diluted) (soiled) dirty)].
8. Return machine to service.

SANITIZATION OF INTERIOR HARD, NON-POROUS (INANIMATE) (ENVIRONMENTAL) SURFACES OF WATER SOFTENERS AND REVERSE OSMOSIS (RO) UNITS

Water Softeners – Sanitization must occur after initial installation, after the system is serviced and periodically during its use.

1. [(Tank must be washed with a compatible detergent and rinsed with potable water before sanitizing) (Unit must be washed with a compatible detergent and rinsed with potable water before sanitizing)].
2. Backwash the softener and add 1 to 2.67 ounces of sanitizer per 4 gallons of water (or equivalent use dilution) (150-400 ppm active) to the brine tank well. (The brine tank must have water in it to permit the solution to be carried into the softener.) (NOTE: Standard system capacity is 48 gallons.)
3. Proceed with the normal regeneration or interrupt the cycle after the brining step and let the softener soak for a minimum of [(one minute) (60 seconds)].
4. Backwash the softener with potable water to make sure all sanitizing solution is thoroughly rinsed from the unit before returning the system to service. Return system to service. Follow the manufacturer's directions for re-installation of new pre-filters, membrane element and post filter.

Reverse Osmosis (RO) Units – Sanitization must occur after initial installation, after the system is serviced and periodically during its use.

1. Turn off RO system, drain storage tank and remove membrane element and pre-filters. Put membrane element in a plastic bag so it remains wet. Do not use ((this product) (Product name)) to sanitize the membrane element. Membrane element must be sterilized separately.
2. Tank must be washed with a compatible detergent and rinsed with potable water before sanitizing.
3. Fill empty pre-filter housing with 1 to 2.67 ounces of sanitizer per 4 gallons of water (or equivalent use dilution) (150-400 ppm active) and turn on raw water. (NOTE: Standard system capacity is 1 to 2 gallons).
4. After holding tank is full, let system stand idle for a minimum of [(one minute) (60 seconds)]. Turn off water. Drain holding tank.
5. Before the system is put back into service, flush system with potable water to assure sanitizing solution is rinsed thoroughly from system. Return unit(s) to normal operation. Follow the manufacturer's directions for re-installation of new pre-filters, membrane element and post filter.

SANITIZATION OF INTERIOR HARD, NON-POROUS (INANIMATE) (ENVIRONMENTAL) SURFACES OF ICE MACHINES, WATER COOLERS, WATER HOLDING TANKS AND PRESSURE TANKS

Ice Machines – Sanitization must occur after initial installation, after the machine is serviced and periodically during its use.

1. Shut off incoming water line to machine.
2. Unit must be washed with a compatible detergent and rinsed with potable water before sanitizing.
3. Prepare a solution of 1 to 2.67 ounces of sanitizer per 4 gallons of water (or equivalent use dilution) (150-400 ppm active).
4. Circulate solution through machine making sure to wet all hard nonporous (inanimate) (environmental) surfaces and allow a minimum contact of [(60 seconds) (1 minute)].
5. [(Drain thoroughly before reuse) (Thoroughly drain) (Allow sanitized surfaces to adequately drain before contact with (food) (liquid)) (and then air dry)].
6. [(NO POTABLE WATER RINSE IS ALLOWED) (A potable water rinse is not allowed) (Do not rinse)] [(after use as a sanitizer) (after application of the sanitizing solution) (following the use of ((this product) (Product Name)) as a sanitizer) (on previously cleaned hard, non-porous (inanimate) (environmental) surfaces) (provided that the surfaces are adequately drained before contact with (food) (liquid) so that little or no residue remains)].
7. Return machine to normal operation.

Water Coolers, Water Holding Tanks and Pressure Tanks – Sanitization must occur after initial installation, after the system is serviced and periodically during its use.

1. Shut off incoming water line.
2. (Units) (Tanks) must be washed with a compatible detergent and rinsed with potable water before sanitizing.
3. Prepare a solution of 1 to 2.67 ounces of sanitizer per 4 gallons of water (or equivalent use dilution) (150-400 ppm active).
4. Apply or circulate (if possible) solution to wet all hard nonporous (inanimate) (environmental) surfaces [(and allow) (for)] a minimum contact of [(one minute) (60 seconds)].
5. [(Drain thoroughly before reuse) (Thoroughly drain) (Allow sanitized surfaces to adequately drain before contact with (food) (liquid)) (and then air dry)].
6. [(NO POTABLE WATER RINSE IS ALLOWED) (A potable water rinse is not allowed) (Do not rinse)] [(after use as a sanitizer) (after application of the sanitizing solution) (following the use of ((this product) (Product Name)) as a sanitizer) (on previously cleaned hard, non-porous (inanimate) (environmental) surfaces) (provided that the surfaces are adequately drained before contact with (food) (liquid) so that little or no residue remains)].
7. Return to service by opening incoming water lines.

DIRECTIONS FOR FOOD PROCESSING EQUIPMENT AND DAIRIES

Apply sanitizing solution containing 1 to 2.67 ounce(s) of (this product) (Product name) per 4 gallons of water (or equivalent use dilution) (150-400 ppm active). Apply solution to pre-cleaned, hard, non-porous (inanimate) (environmental) surfaces thoroughly wetting surfaces with a brush, cloth, mop, sponge, auto scrubber, mechanical spray device ((hand pump) coarse pump or trigger spray device) or by immersion. For spray applications, spray 6-8 inches from surface. Rub with brush, sponge, or cloth. Do not breathe spray. [(Allow surface to remain wet) (Surfaces must remain wet)] for at least [(60 seconds) (one minute)]. [(Remove items) (Remove immersed items from solution followed by adequate draining) (Let surfaces drain) (Drain the use-solution from the board) (Thoroughly drain (immersed) (non-immersed) articles) (Allow sanitized surfaces to adequately drain before contact with food) (and then air dry)]. [(NO POTABLE WATER RINSE IS ALLOWED) (A potable water rinse is not allowed) (Do not rinse)] [(after use as a sanitizer) (after application of the sanitizing solution) (following the use of ((this product) (Product Name)) as a sanitizer) (on previously cleaned hard, non-porous (inanimate) (environmental) surfaces) (provided that the surfaces are adequately drained before contact with food) (and then air dry)]. [(NO POTABLE WATER RINSE IS ALLOWED) (A potable water rinse is not allowed) (Do not rinse)] [(after use as a sanitizer) (after application of the sanitizing solution) (following the use of ((this product) (Product Name)) as a sanitizer) (on previously cleaned hard, non-porous (inanimate) (environmental) surfaces) (provided that the surfaces are

adequately drained before contact with food so that little or no residue remains)]. Change cloth, sponge or towels frequently to avoid redeposition of soil. [(A fresh solution must be prepared) (Prepare a fresh solution)] at least daily or when use solution becomes visibly [(diluted) (soiled) (dirty)]. For mechanical operation, use solution must not be reused for sanitizing applications.

FOOD PROCESSING EQUIPMENT AND UTENSILS

FOR FOOD PROCESSING EQUIPMENT AND UTENSILS IN FOOD PROCESSING FACILITIES: Apply a solution of 1 to 2.67 ounce(s) of (this product) (Product name) in 4 gallons of water (or equivalent use dilution) (150-400 ppm active) to pre-cleaned, hard, non-porous (inanimate) (environmental) surfaces thoroughly wetting surfaces with a brush, cloth, mop, sponge, auto scrubber, mechanical spray device ((hand pump) coarse pump or trigger spray device) or by immersion. For spray applications, spray 6 to 8 inches from surface. Rub with brush, sponge, or cloth. Do not breathe spray. From a Closed Loop Dilution Center, apply 150-400 ppm active solution to the surface to be sanitized. [(Allow surface to remain wet) (Surfaces must remain wet)] for at least [(60 seconds) (one minute)]. [(Remove items) (Remove immersed items from solution followed by adequate draining) (Let surfaces drain) (Drain the use-solution from the surface) (Thoroughly drain (immersed) (non-immersed) articles) (Allow sanitized surfaces to adequately drain before contact with food) (and then air dry)]. [(NO POTABLE WATER RINSE IS ALLOWED) (A potable water rinse is not allowed) (Do not rinse)] [(after use as a sanitizer) (after application of the sanitizing solution) (following the use of ((this product) (Product Name)) as a sanitizer) (on previously cleaned hard, non-porous (inanimate) (environmental) surfaces) (provided that the surfaces are adequately drained before contact with food so that little or no residue remains)]. Change cloth, sponge or towels frequently to avoid redeposition of soil. [(A fresh solution must be prepared) (Prepare a fresh solution)] at least daily or when use solution becomes visibly [(diluted) (soiled) (dirty)]. For mechanical application, use solution must not be reused for sanitizing applications.

DIRECTIONS FOR FOOD PROCESSING EQUIPMENT AND UTENSILS (AS REGULATED BY) (40CFR sec 180.940(c))

Apply sanitizing solution containing 5 to 13.3 ounce(s) of (this product) (Product name) per 20 gallons of water (or equivalent use dilution) (150-400 ppm active) to hard nonporous (inanimate) (environmental) equipment and utensils with a brush, cloth, sponge, auto scrubber, mechanical spray device ((hand pump) coarse pump or trigger spray device) or by immersion. For spray applications, spray 6 to 8 inches from surface. Rub with brush, sponge, or cloth. Do not breathe spray. [(Allow surface to remain wet) (Surfaces must remain wet)] for at least [(60 seconds) (one minute)]. [(Remove item) (Remove immersed items from solution followed by adequate draining) (Let surface drain) (Drain the use-solution from the surface) (Thoroughly drain (immersed) (non-immersed) utensils on a rack or drain board) (Thoroughly drain (immersed) (non-immersed) articles) (Allow sanitized surfaces to adequately drain before contact with food) (and then air dry)]. [(NO POTABLE WATER RINSE IS ALLOWED) (A potable water rinse is not allowed) (Do not rinse)] [(after use as a sanitizer) (after application of the sanitizing solution) (following the use of ((this product) (Product Name)) as a sanitizer) (on previously cleaned hard, non-porous (inanimate) (environmental) surfaces) (provided that the surfaces are adequately drained before contact with food so that little or no residue remains)]. Change cloth, sponge or towels frequently to avoid redeposition of soil. [(A fresh solution must be prepared) (Prepare a fresh solution)] at least daily or when use solution becomes visibly [(diluted) (soiled) (dirty)]. For mechanical application, use solution must not be reused for sanitizing applications.

DIRECTIONS FOR SANITIZING FOOD CONTACT SURFACES OF FOOD PROCESSING EQUIPMENT AND UTENSILS, AS REGULATED BY 40CFR sec 180.940(c):

1. Sanitize articles using a solution of ¼ to 0.67 ounce (of (this product) (Product name)) per (one) (1) gallon of water (150 to 400 ppm active) (or equivalent use dilution). Articles that can be immersed in solution must remain in solution for [(1 minute) (60 seconds)]. Articles too large for immersing must be thoroughly wetted by rinsing, spraying or swabbing for [(60 seconds) (1 minute)].
[(Remove items) (Remove immersed items from solution followed by adequate draining)].
2. [(Let surfaces drain) (Drain the use-solution from the surface) (Drain thoroughly before reuse) (Place sanitized utensils on a rack or drain board) (Thoroughly drain (immersed) (non-immersed) (all sanitized) articles) (Allow sanitized surfaces to adequately drain before contact with food) (and then air dry)].
3. [(NO POTABLE WATER RINSE IS ALLOWED) (A potable water rinse is not allowed) (Do not rinse)] (after use as a sanitizer) (after application of the sanitizing solution) (following the use of ((this product) (Product Name)) as a sanitizer) (on previously cleaned hard, non-porous (inanimate) (environmental) surfaces) (provided that the surfaces are adequately drained before contact with food so that little or no residue remains)].
4. Change cloth, sponge or towels frequently to avoid redeposition of soil. [(A fresh solution must be prepared) (Prepare a fresh solution)] at least daily or when use solution becomes visibly [(diluted) (soiled) dirty)].
5. For mechanical application, use solution must not be reused for sanitizing applications

BEVERAGE DISPENSING EQUIPMENT SANITIZER DIRECTIONS

For sanitizing of hard non porous (inanimate) (environmental) bottling or pre-mix dispensing equipment after cleaning thoroughly rinse equipment with cold or lukewarm potable water. Fill equipment with a solution of 1 to 2.67 ounce(s) (of (this product) (Product name)) per 4 gallons of water (or equivalent use dilution) (150-400 ppm active). [(Allow surface to remain wet) (Surfaces must remain wet)] for at least [(1 minute) (60 seconds) (one minute)] or until operations resume at which time the sanitizing solution must be drained from the system. To insure the removal of flavors arising changeover between products, the system must be cleaned, rinsed and flushed with the sanitizing solution for at least [(60 seconds) (1 minute)]. [(Drain the use-solution from the surface) (Drain thoroughly before reuse) (Thoroughly drain (all sanitized) articles) (Allow sanitized surfaces to adequately drain before contact with liquid) (and then air dry)]. [(NO POTABLE WATER RINSE IS ALLOWED) (A potable water rinse is not allowed) (Do not rinse)] (after use as a sanitizer) (after application of the sanitizing solution) (following the use of ((this product) (Product Name)) as a sanitizer) (on previously cleaned hard, non-porous (inanimate) (environmental) surfaces) (provided that the surfaces are adequately drained before contact with liquid so that little or no residue remains)]. For mechanical application, use solution must not be reused for sanitizing applications

SANITARY FILLING EQUIPMENT SANITIZER DIRECTIONS

For use in sanitizing hard nonporous (inanimate) (environmental) bottles or cans in the final rinse application. The product is to be proportioned into the final rinse water line of the container washer or rinsers in the concentration of 150-400 ppm active. Prepare a solution of 1 to 2.67 ounce(s) (of (this product) (Product name)) per 4 gallons of water (or equivalent use dilution) (150-400 ppm active) for the exterior application for the filler and closing machine. Allow surfaces to remain wet for at least [(60 seconds) (1 minute)]. [(Drain thoroughly before reuse) (Thoroughly drain (all sanitized) articles and then air dry) (Allow sanitized surfaces to adequately drain before contact with food)].

[(Do not rinse (before contact with food)) (NO POTABLE WATER RINSE IS ALLOWED) (A potable water rinse is not allowed) (Do not rinse)] (after use as a sanitizer) (after application of the sanitizing solution) (following the use of ((this product) (Product name)) as a sanitizer) (on previously cleaned hard, non-porous (inanimate) (environmental) surfaces) (provided that the surfaces are adequately drained before contact with food so that little or no residue remains)]. For mechanical application, use solution must not be reused for sanitizing applications.

STORAGE TANK SANITIZER DIRECTIONS

For sanitizing hard nonporous (inanimate) (environmental) beer fermentation and holding tanks, wine, citrus and food processing storage and holding tanks. Prepare a solution of 1 to 2.67 ounce(s) (of (this product) (Product name)) per 4 gallons of water (or equivalent use dilution) (150-400 ppm active) for mechanical or automated systems. Follow manufacturers' directions for use for application equipment. Allow surfaces to remain wet for at least [(60 seconds) (1 minute)]. [(Drain thoroughly before reuse) (Thoroughly drain (all sanitized) articles and then air dry) (Allow sanitized surfaces to adequately drain before contact with food)]. [(Do not rinse (before contact with food)) (NO POTABLE WATER RINSE IS ALLOWED) (A potable water rinse is not allowed) (Do not rinse)] (after use as a sanitizer) (after application of the sanitizing solution) (following the use of ((this product) (Product name)) as a sanitizer) (on previously cleaned hard, non-porous (inanimate) (environmental) surfaces) (provided that the surfaces are adequately drained before contact with food so that little or no residue remains)]. For mechanical operations or automated systems, the used sanitizing solution must not be reused for sanitizing, but can be reused for other purposes such as cleaning.

SANITIZING EGG SHELLS INTENDED FOR FOOD DIRECTIONS

To sanitize previously cleaned food-grade eggs in shell egg and egg product processing plants, spray with a solution of 1 to 1.36 ounce(s) (of (this product) (Product name)) per 4 gallons of warm water (or equivalent use dilution) (150-200 ppm active). The solution must be warmer than the eggs, but not to exceed 130°F. Wet eggs thoroughly and allow solution to drain. Eggs sanitized with [(this product) (Product name)] must be subjected to a potable water rinse only if they are to be broken immediately for use in the manufacture of egg products. Eggs must be reasonably dry before casing or breaking. [(Do not reuse the solution for sanitizing eggs) (The solution must not be re-used for sanitizing eggs)].

Note: Only clean, whole eggs can be sanitized. Dirty, cracked or punctured eggs cannot be sanitized.

FOR TREATMENT OF MEAT AND POULTRY OR FRUIT AND VEGETABLE CONVEYORS:

To sanitize the [(conveyor) (belt) (equipment) (line)], apply ((this product) (Product name)) at a 150-400 ppm active level (1 to 2.67 ounce(s) (of (this product) (Product Name)) per 4 gallons) (or equivalent use dilution) to conveyors with suitable feeding equipment. Do not allow this solution to be sprayed directly on food. Controlled volumes of sanitizer are applied to return portion of conveyor through nozzles so located as to permit maximum drainage of sanitizer from equipment and to prevent puddles on top of belt. During interruptions in operation, apply solution using coarse spray equipment to peelers, collators, slicers and saws, and other nonporous conveyor equipment. Allow surfaces to remain wet for at least [(60 seconds) (1 minute)]. Conveyor equipment must be free of product when applying this coarse spray.

FOR SANITIZING IN FISHERIES, MILK, CITRUS, WINE, POTATO & ICE CREAM AND BEVERAGE PROCESSING PLANTS: For use as a sanitizer on conveyor belts, follow the **FOR TREATMENT OF MEAT AND POULTRY OR FRUIT AND VEGETABLE CONVEYORS** directions. For directions to reduce or eliminate odors on the equipment in the processing area, follow the **FOR FOOD PROCESSING**

EQUIPMENT AND UTENSILS IN FOOD PROCESSING FACILITIES (directions) (DIRECTIONS FOR FOOD PROCESSING EQUIPMENT AND UTENSILS (AS REGULATED BY) (40CFR sec 180.940(c)) (DIRECTIONS FOR FOOD PROCESSING EQUIPMENT AND UTENSILS (AS REGULATED BY) (40CFR sec 180.940(c)) (BEVERAGE DISPENSING EQUIPMENT SANITIZER DIRECTIONS) (SANITARY FILLING EQUIPMENT SANITIZER DIRECTIONS) (STORAGE TANK SANITIZER DIRECTIONS)). Also, for directions for reducing bacteria associated with condensation on equipment and pipes, follow the [(BEVERAGE DISPENSING EQUIPMENT SANITIZER DIRECTIONS) (SANITARY FILLING EQUIPMENT SANITIZER DIRECTIONS)].

GLOVE DIP SANITIZER DIRECTIONS: To prevent cross contamination from area to area in animal areas and the packaging and storage areas of food plants, [(dip) (soak)] pre-washed (plastic, latex or other synthetic rubber) non-porous gloved hands into a suitable clean container that contains enough freshly made sanitizing solution to cover gloved area for at least [(one minute) (60 seconds)]. Make up the sanitizing solution by adding $\frac{1}{4}$ - 0.67 ounce (of this product) (Product name) per (one) (1) gallon of water (or equivalent use dilution) (150-400 ppm active). [(NO POTABLE WATER RINSE IS ALLOWED) (DO NOT RINSE)]. Change the sanitizing solution in the bath at least daily or when solution appears visibly [(diluted) (soiled) (dirty)]. Do not let sanitizing solution come into contact with exposed skin.

GLOVE SPRAY SANITIZER DIRECTIONS: Gloves must be sanitized before wearing. To prevent cross contamination from area to area in animal areas and the packaging and storage areas of food plants, spray pre-washed (plastic, latex or other synthetic rubber) gloves with enough freshly made sanitizing solution to cover the gloves. Do not let sanitizing solution come into contact with the exposed skin. Make up the sanitizing solution by adding $\frac{1}{4}$ - 0.67 ounce (of this product) (Product name) per (one) (1) gallon of water (or equivalent use dilution) (150-400 ppm active). Apply use solution prior to [(usage) (wearing)] using a coarse spray device, completely covering all glove surfaces with use solution and allow gloves to remain wet for at least [(one minute) (60 seconds)]. Let air dry thoroughly before wearing gloves. NO POTABLE WATER RINSE IS ALLOWED. Change the sanitizing solution at least daily or when solution appears visibly [(dirty) (soiled) (diluted)].

ANIMAL PREMISES

SANITIZE HOOF TRIMMING EQUIPMENT: Prior to application, pre-clean hoof trimming equipment before and after use on each animal with detergent and warm water or compatible cleaner to remove soil using a pre-scraper, pre-flush, or when necessary, pre-soak followed by a potable water rinse. To sanitize, prepare a [($\frac{1}{4}$ ounce) ((a) (one)) $\frac{1}{4}$ -ounce packet)] (of this product) (Product name) per (one) (1) gallon of water use solution (or equivalent use dilution) (150 ppm active). Apply to pre-cleaned hard nonporous (inanimate) (environmental) surfaces using a brush, cloth, mop, sponge, auto scrubber or mechanical spray device ((hand pump) coarse pump or trigger spray device) or by immersion to thoroughly wet surfaces. For spray applications, spray 6-8 inches from surface. Rub with brush, cloth, or sponge. Allow surfaces to remain wet for at least 3 minutes followed by [(adequate draining) (air drying)]. Change cloth, sponge or towels frequently to avoid redeposition of soil. [(A fresh solution must be prepared) (Prepare a fresh solution)] at least daily or when use solution becomes visibly [(diluted) (soiled) (dirty)].

SANITIZING HATCHERY ROOMS USING FOGGING DEVICES: Remove all animals and feed from [(premises) (areas to be treated)], vehicles and enclosures. Remove all litter and manure from floors, walls and surfaces of the room to be treated. Empty all troughs, racks and other feeding and watering appliances. Thoroughly clean all

surfaces with soap or detergent and rinse with water. Close room off so fog is confined to room to be treated. Mix 187 ounces (of this product) (Product name) to 2.5 gallons water (or equivalent use dilution). Wear a dust mist respirator when mixing the use solution and pouring it into the fogging apparatus. Insert the nozzle of the fogger through a suitable opening into the room. With the setting in maximum output, fog for one minute for each 4000 cubic feet of space in the room. Vacate the room of all personnel during and after fogging for a minimum of 2 hours of fogging and of 4 air exchanges (ACH) per hour in the facility. When fogging is completed ventilate buildings and other closed spaces. Do not house livestock or employ equipment until treatment has been absorbed or dried. Thoroughly clean all treated surfaces with soap or detergent and rinse with water.

SANITIZING INCUBATORS AND HATCHERS USING FOGGING DEVICES

Only for treatment of setters and hatchers after poultry/chicks/eggs have been removed. Not for treatment of hatchers which contain chicks/eggs. Mix 4.75 ounces (of this product) (Product name) to 120 ounces of water (or equivalent use dilution). Wear a dust mist respirator when mixing the use solution and pouring it into the fogging apparatus. Fog 3-8 ounces of this into setters and hatchers immediately after transfer. Repeat daily in setters and every 12 hours in hatchers. Discontinue hatcher treatments at least 24 hours prior to pulling the hatchers. Do not allow people to contact or breathe this fog. It is acceptable to fog setters and hatchers with a 1.1-ounce (of this product) (Product name) per (one) (1) gallon of water solution (or equivalent use dilution) on an hourly or every other hour basis. If this is done, fog for 30-90 seconds once per hour or once every two hours. When fogging is complete, ventilate buildings, and other closed spaces. Do not house livestock or employ equipment until treatment has been absorbed or dried. Thoroughly scrub all treated feed racks, mangers, troughs, automatic feeders, fountains and waterers, and other treated equipment with soap or detergent, and rinse with potable water before reuse.

(Note to Reviewer: The following statements must be used with either of the previous two (2) fogging directions for use).

Note: The fog generated is irritating to the eyes, skin and mucous membranes. Under no circumstances must a room or building be entered by anyone within two hours of the actual fogging and a minimum of 4 air exchanges (ACH) per hour in the facility. If the building must be entered, then the individuals entering the building must wear a self-contained respirator approved by NIOSH/MSHA, goggles, long sleeves and long pants.

FOGGING IS TO BE USED AS AN ADJUNCT TO ACCEPTABLE MANUAL CLEANING OF ROOM AND MACHINE SURFACES.

BARBERSALON

SALON/BARBER INSTRUMENTS AND TOOLS SANITIZER DIRECTIONS (N/A applicable in California): Pre-clean soiled instruments and tools. Completely immerse water safe hard nonporous (inanimate) (environmental) instruments and tools in a use solution of 0.25 ounce (of this product) (Product name) per (one) (1) gallon (or equivalent use dilution) (200 ppm active) of water for at least 3 minutes. Rinse thoroughly and dry before use. [(A fresh solution must be prepared) (Prepare a fresh solution)] at least daily or when (immersion (tank) (bowl) (sink)) use solution becomes visibly [(diluted) (soiled) (dirty)].

Note: Plastic instruments can remain immersed until ready to use. Stainless steel shears and other metal instruments must be removed after 10 minutes, rinsed, dried, and kept in a clean non-contaminated receptacle. Prolonged soaking will cause damage to metal instruments.

**RESTROOM/BATHROOM
NON-ACID TOILET BOWL (AND URINAL) (& BATHROOM)
CLEANER/MILDEWSTAT DIRECTIONS**

USE SOLUTION INSTRUCTIONS

PREPARATION OF USE SOLUTION: Mix [(0.78 oz. (of (this product) (Product name)) with (one) (1) gallon of water) ((a) (one) (1)) 3.5-oz. packet with 4.5 gallons of water)] (or equivalent use dilution) (450 ppm active).

FROM USE SOLUTION: Preclean surface. Empty water out of toilet bowl or urinal and apply 1/2 to 1 ounce use solution to exposed surfaces, including under the rim with a brush, cloth, mop, sponge, auto scrubber or mechanical spray device (hand pump) coarse pump or trigger spray device). For spray applications, spray 6-8 inches from surface. Do not breathe spray. Allow solution to stand for 10 minutes and flush. Swab all areas after spraying. Refill toilet bowl or urinal with water. Change cloth, sponge or towels frequently to avoid redeposition of soil. [(A fresh solution must be prepared) (soiled) (dirty)] at least daily or when use solution becomes visibly [(diluted) (soiled) (dirty)].

(Or use alternate Use-Dilution directions)

FOR USE AS A NON-ACID BOWL CLEANER/MILDEWSTAT IN TOILET BOWLS (AND URINALS) FROM USE-DILUTION:

1. Preclean heavily soiled areas.
2. Empty toilet bowls by forcing water through the trap.
3. Apply 1/2 to 1 oz of use solution to exposed surfaces in toilet bowls and urinals.
4. Swab entire surface area especially under the rim.
5. Allow entire surface to remain wet for ten (10) minutes.
6. Flush toilet and rinse swab applicator thoroughly.
7. Refill toilet bowl or urinal with water.
8. [(A fresh solution must be prepared) (Prepare a fresh solution)] at least daily or when use solution becomes visibly [(diluted) (soiled) (dirty)].

(Or use alternate Use-Dilution directions)

TOILET BOWLS/URINALS: Swab bowl with brush to remove heavy soil prior to cleaning. Clean by applying use-solution around the bowl and up under the rim. Stubborn stains may require brushing. Remove or expel the residual bowl water over inner trap. Pour in 1/2 to 1 oz. of the use solution to thoroughly cover surfaces. Swab bowl completely using a scrub brush or mop, making sure to get under rim. Let stand for 10 minutes or overnight, then flush. Refill toilet bowl or urinal with water. [(A fresh solution must be prepared) (Prepare a fresh solution)] at least daily or when use solution becomes visibly [(diluted) (soiled) (dirty)].

(Or use alternate Use-Dilution directions)

TOILET BOWL (AND URINAL) MILDEWSTAT/CLEANER DIRECTIONS: Remove gross filth. Empty toilet bowl or urinal of water and apply 1/2 to 1 ounce of use solution directly to exposed surfaces including under the rim. Brush or swab thoroughly with a brush, cloth, mop, sponge, auto scrubber or mechanical spray device (hand pump) coarse pump or trigger spray device) and allow solution to stand for 10 minutes and flush. For spray applications, spray 6-8 inches from surface. Allow toilet bowl to fill with water. [(A fresh solution must be prepared) (Prepare a fresh solution)] at least daily or when use solution becomes visibly [(diluted) (soiled) (dirty)].

(Or use alternate Use-Dilution directions)

TO CLEAN URINALS: Flush to remove heavy soil. Remove screens and strainers. Empty urinal of water. Then squirt 1/2 to 1 ounce of use solution around the edges and top. Allow solution to flow down over surfaces. Allow it to stand several minutes before scrubbing, then flush and rinse. Refill toilet bowl or urinal with water. [(A fresh solution

must be prepared) (Prepare a fresh solution)] at least daily or when use solution becomes visibly [(diluted) (soiled) (dirty)].

(Or use alternate Use-Dilution directions)

TO CLEAN URINAL:

1. Remove gross filth and heavy soil deposits.
2. Empty urinal of water.
3. Apply 1/2 to 1 ounce of use solution directly to urinal surfaces including water outlets area for general cleaning.
4. Then pour additional solution on applicator.
5. Clean entire unit, especially under rim at water outlets, with applicator.
6. Remove screen trap to deodorize drain and apply 1 ounce directly on edge and into drain.
7. Wait 10 minutes, flush and rinse applicator.
8. Refill urinal with water.
9. [(A fresh solution must be prepared) (Prepare a fresh solution)] at least daily or when use solution becomes visibly [(diluted) (soiled) (dirty)].

(Or use alternate Use-Dilution directions)

MILDEWSTAT AND CLEANING TOILET BOWLS AND URINALS:

1. Preliminary cleaning is required for heavily soiled surfaces.
2. With a swab mop applicator, remove water from bowl by forcing out trap.
3. Press swab mop against side of bowl to remove excess water from applicator.
4. Apply 1/2 to 1 oz of use solution evenly onto surface to be cleaned.
5. Swab entire surface area especially under the rim where outlets are located.
6. Allow surface to remain wet at least 10 minutes.
7. Flush toilet and rinse applicator thoroughly.
8. Refill bowl with water.
9. [(A fresh solution must be prepared) (Prepare a fresh solution)] at least daily or when use solution becomes visibly [(diluted) (soiled) (dirty)].

DEEP CLEANING/MILDEWSTAT USE ON WATERFREE (WATERLESS) URINALS:

Preliminary cleaning is required for heavily soiled surfaces. Remove and properly dispose of cartridge according to manufacturer's directions. Deep clean the entire urinal by applying 1/2 to 1 ounce of use solution directly onto surface. [(Brush) (Scrub)] surfaces and let solution stand for 10 minutes. Dry surface with a soft cloth. Do not pour excess or soiled water down waterless urinal trap. [(A fresh solution must be prepared) (Prepare a fresh solution)] at least daily or when use solution becomes visibly [(diluted) (soiled) (dirty)].

GENERAL CLEANING TOILET BOWL: [(Apply) (Open cap) (Squeeze gently, directing)] 1/2 to 1 oz of bowl cleaner under the rim and on sides of bowl (inside only). Brush, clean and flush toilet. (Close cap). Rinse brush with clean water. Do not use any other surfaces including toilet seat, toilet lid, countertops, tubs and sinks. To clean other acid resistant toilet bowls or urinals, dilute product with 3 parts water. Do not allow solution to remain on surfaces without immediately rinsing thoroughly with water.

TO CLEAN WATERFREE (WATERLESS) URINALS: Remove any debris from the bowl. Spray 1/2 - 1 oz. of use solution onto urinal surface. DO NOT spray product directly onto cartridge. Wipe surface to clean. Change cartridge as needed.

FOR HEAVY DUTY CLEANING: Preclean heavily soiled areas. Empty toilet bowl or urinal of water and apply 2-4 ounces of use solution to exposed surfaces including under the rim with a brush, cloth, mop, sponge, auto scrubber or mechanical spray device (hand pump) coarse pump or trigger spray device). For spray applications, spray 6-8 inches from surface. Allow solution to soak in soil removal. Brush or swab thoroughly and allow solution to stand for 10 minutes and flush. Refill toilet bowl or urinal with water. Change cloth, sponge or towels frequently to avoid redeposition of

... becomes visibly [(diluted) (soiled) (dirty)].

TO USE AS A MILDEWSTAT ON TUBS, SHOWER STALLS, SINKS, FAUCETS:

Swab area and remove gross filth and heavy soil. Apply a solution of 3.5 ounces (this product) [(Product Name)] per 4.5 gallons of water (450 ppm active) [(or equivalent device) to wet all surfaces thoroughly. For spray applications, coarse pump or trigger spray allow solution to dry on surface. Rinse thoroughly with water. Change cloth, sponge or towels frequently to avoid redeposition of soil. [(A fresh solution) at least daily or when use solution becomes visibly [(diluted) (soiled) (dirty)].

USE TO CLEAN AND AS A MILDEWSTAT IN SHOWER ROOMS, LOCKER ROOMS AND OTHER LARGE, OPEN AREAS WITH FLOOR DRAINS:

1. Preclean heavily soiled areas.
2. Apply use solution of 3.5 ounces [(450 ppm active)] per 4.5 gallons of water (450 ppm active) [(or equivalent use dilution)] to floors, walls and ceilings making sure not to over spray. All hard nonporous (inanimate) (environmental) surfaces must remain wet for ten (10) minutes. Attach bottle to spray nozzle and ensure gun is attached to hose. [(Note: See foam gun instructions for more information. Pour concentrate into foam gun bottle and remain wet for ten (10) minutes. Make sure setting is set for a 1-164 dilution.)] [(A fresh solution must be prepared) (Prepare a fresh solution) at least daily or when use solution becomes visibly [(diluted) (soiled) (dirty)].

MOLD AND MILDEW PERFORMANCE:

Aspergillus niger (ATCC 6275)

MOLD & MILDEW:

odors on hard, non-porous (inanimate) (environmental) surfaces, apply use solution of 3.5 ounces [(of this product) (Product Name)] per 4.5 gallons of water (450 ppm active) [(or equivalent use dilution)] to floors, walls and ceilings thoroughly wet all treated surfaces completely. For spray applications, coarse pump or trigger spray device to dry on surface and repeat treatment every seven days or when new growth appears. Change cloth, sponge or towels frequently to avoid redeposition of soil. [(A fresh solution must be prepared) (Prepare a fresh solution) at least daily or when use solution becomes visibly [(diluted) (soiled) (dirty)].

CONTROL THE GROWTH OF MOLD AND MILDEW ON NON-POROUS PLASTIC AND RUBBER STRUCTURES:

For use on nonporous surfaces with a use solution of 3.5 ounces [(of this product) (Product Name)] per 4.5 gallons of water (450 ppm active) [(or equivalent use dilution)] to floors, walls and ceilings. Saturate (nonporous (inanimate) (environmental) surfaces with a use solution of 3.5 ounces [(of this product) (Product Name)] per 4.5 gallons of water (450 ppm active) [(or equivalent use dilution)]. Thoroughly clean all surfaces with a use solution of 3.5 ounces [(of this product) (Product Name)] per 4.5 gallons of water (450 ppm active) [(or equivalent use dilution)]. Apply by cloth, sponge, mop, brush, auto scrubber, mechanical spray device (hand pump) coarse pump or trigger spray device. Do not breathe spray. Allow surfaces to remain wet for a period of 10 minutes. Ventilate buildings and other closed spaces. Do not use equipment until treatment has been absorbed, set or dried. Change cloth, sponge or towels frequently to avoid redeposition of soil. [(A fresh solution must be prepared) (Prepare a fresh solution) at least daily or when use solution becomes visibly [(diluted) (soiled) (dirty)].

DEODORIZATION/CLEANING

Note to reviewer: All Deodorizing claims can only be used with formulas containing fragrances.

per 4.5 gallons of water [(or equivalent dilution)] to clean and deodorize (Product name) [(or equivalent use dilution)].

mirrors and other surfaces. Apply solution with a brush, mop, cloth, sponge, auto scrubber or mechanical spray device (hand pump) coarse pump or trigger spray device) so as to wet all surfaces thoroughly. For spray applications, spray 6-8 inches from surface. Rub with sponge or cloth. [(Rinse) (wipe up excess liquid) (with a paper towel)] frequently to avoid redeposition of soil.

GENERAL DEODORIZATION: To deodorize, add 2 ounces [(of this product) (Product name)] to 4.5 gallons of water (or equivalent use dilution). [(Rinse) (wipe up excess liquid) (with a paper towel)] to surfaces. [(Rinse) (wipe up excess liquid) (with a paper towel)]. [(Excess liquid clean hard, non-porous (inanimate) (environmental) surfaces.) (Allow to air dry)].

FOR USE AS A (GENERAL) CLEANER AND/OR DEODORIZER:

Apply use solution to surfaces. [(Rinse) (wipe up excess liquid) (with a paper towel)]. [(Allow to air dry)].

heavy-duty use, add 2 ounces [(of this product) (Product name)]. [(Excess liquid clean hard, non-porous (inanimate) (environmental) surfaces.) (Allow to air dry)].

water (450 ppm active) [(or equivalent dilution)]. Apply by cloth, sponge, mop, brush, auto scrubber or mechanical spray device [(hand pump) coarse pump or trigger spray device]. For spray applications, spray 6-8 inches from surface. Do not breathe spray. Allow surfaces to remain wet for a period of 10 minutes. Ventilate buildings and other closed spaces. Do not use equipment until treatment has been absorbed, set or dried. Change cloth, sponge or towels frequently to avoid redeposition of soil. [(A fresh solution must be prepared) (Prepare a fresh solution) at least daily or when use solution becomes visibly [(diluted) (soiled) (dirty)].

TO CONTROL THE GROWTH OF MOLD AND MILDEW ON LARGE INFLATABLES:

For use on nonporous surfaces with a use solution of 3.5 ounces [(of this product) (Product Name)] per 4.5 gallons of water (450 ppm active) [(or equivalent use dilution)]. Thoroughly clean all surfaces with a use solution of 3.5 ounces [(of this product) (Product Name)] per 4.5 gallons of water (450 ppm active) [(or equivalent use dilution)]. Apply by cloth, sponge, mop, brush, auto scrubber, mechanical spray device (hand pump) coarse pump or trigger spray device. Do not breathe spray. Allow surfaces to remain wet for a period of 10 minutes. Ventilate buildings and other closed spaces. Do not use equipment until treatment has been absorbed, set or dried. Change cloth, sponge or towels frequently to avoid redeposition of soil. [(A fresh solution must be prepared) (Prepare a fresh solution) at least daily or when use solution becomes visibly [(diluted) (soiled) (dirty)].

HUMIDIFIER BACTERIALGAE TREATMENT

(Not for use in CA)

Formulated for use in portable (evaporative) humidifiers. Thoroughly clean the humidifier tank, add 0.25 ounces [(of this product) (Product name)] for every gallon of water added in the tank (or equivalent use dilution). [(Rinse) (wipe up excess liquid) (with a paper towel)] to surfaces. [(Rinse) (wipe up excess liquid) (with a paper towel)]. [(Excess liquid clean hard, non-porous (inanimate) (environmental) surfaces.) (Allow to air dry)].

FOR USE AS A (GENERAL) CLEANER AND/OR DEODORIZER:

Apply use solution to surfaces. [(Rinse) (wipe up excess liquid) (with a paper towel)]. [(Allow to air dry)].

heavy-duty use, add 2 ounces [(of this product) (Product name)]. [(Excess liquid clean hard, non-porous (inanimate) (environmental) surfaces.) (Allow to air dry)].

For use on hard, non-porous (inanimate) (environmental) surfaces, apply use solution of 3.5 ounces [(of this product) (Product Name)] per 4.5 gallons of water (450 ppm active) [(or equivalent use dilution)] to floors, walls and ceilings. Saturate (nonporous (inanimate) (environmental) surfaces with a use solution of 3.5 ounces [(of this product) (Product Name)] per 4.5 gallons of water (450 ppm active) [(or equivalent use dilution)]. Thoroughly clean all surfaces with a use solution of 3.5 ounces [(of this product) (Product Name)] per 4.5 gallons of water (450 ppm active) [(or equivalent use dilution)]. Apply by cloth, sponge, mop, brush, auto scrubber, mechanical spray device (hand pump) coarse pump or trigger spray device. Do not breathe spray. Allow surfaces to remain wet for a period of 10 minutes. Ventilate buildings and other closed spaces. Do not use equipment until treatment has been absorbed, set or dried. Change cloth, sponge or towels frequently to avoid redeposition of soil. [(A fresh solution must be prepared) (Prepare a fresh solution) at least daily or when use solution becomes visibly [(diluted) (soiled) (dirty)].

FOR DEODORIZING GARBAGE CANS, GARBAGE TRUCKS, INDUSTRIAL WASTE RECEPTACLES AND GARBAGE HANDLING EQUIPMENT: It is especially important to preclean for the product to perform properly. Use 2 ounces (of (this product) (Product name)) per 4.5 gallons of (this product) (Product name) or other suitable detergent system for pre-cleaning step. Then, apply a wetting concentration of 4.25 ounces (of (this product) (Product name)) per (one) (1) gallon of water (or equivalent use dilution) (2,500 ppm active).

FOR DEODORIZING SEPTIC STORAGE TANKS: Preclean heavily soiled areas. When tanks are empty, pour 2 oz. (of (this product) (Product name)) for every 4.5 gallons of water in tank (or equivalent use dilution) into septic storage tank on recreational vehicles, campers and boats to control odors. As tank fills with sewage and the vehicle is moving, this solution will mix and provide an adequate deodorizing solution for this use. [(This product) (Product name)] is to be used on gray and black water tanks only. Check with local, state, or federal authorities before disposing of sewage in accordance to federal, state and local regulations for waste disposal.

HOLDING TANKS/RECREATIONAL VEHICLES: For toilet waste and holding tanks, cover bottom of holding tank with water and add 2 to 3.5 ounces (of (this product) (Product name)) per 4.5 gallons of water (or equivalent use dilution) to deodorize. If odors return before time to empty, add 2 to 3.5 ounces (of (this product) (Product name)) per 4.5 gallons of water (or equivalent use dilution) to the tank. For kitchen waste, add 2 to 3.5 ounces (of (this product) (Product name)) per 4.5 gallons of water (or equivalent use dilution) to gray water tank as needed to control malodors created by dirty dishwasher.

AUTOMOTIVE USES: A solution of 2 ounces (of (this product) (Product name)) per 4.5 gallons of water (or equivalent use dilution) will effectively neutralize damp musty odors. Spray or apply onto seats, carpets, headliner and ashtray or into trunk and all vents to eliminate odors from tobacco, food, beverage spills and musty carpet. For sprayer applications, use a coarse spray device. [(Wipe up excess liquid (with a paper towel)) (Allow surface to air dry)].

AIR FRESHENER: A solution of 2 ounces (of (this product) (Product name)) per 4.5 gallons of water (or equivalent use dilution) will effectively neutralize damp musty odors caused by mildew in storage areas, basements, closets, bathrooms and A/C filters. Spray to eliminate odors from tobacco, food, beverage spills and musty carpet. For sprayer applications, use a coarse spray device. [(Wipe up excess liquid (with a paper towel)) (Allow surface to air dry)].

FOR ODORS CAUSED BY DOGS, CATS AND OTHER DOMESTIC ANIMALS: Use on rugs, floors, walls, tile, cages, crates, litter boxes, mats, floor coverings, or any surface soiled by a pet. Test a small inconspicuous area first. Blot problem area. Then follow directions for "General Deodorization".

WATERBED CONDITIONER: When used as a waterbed conditioner, [(this product) (Product name)] eliminates the odor caused by bacteria. If bed has not been treated properly, drain bed completely. Add 15 gallons of water, mix vigorously, drain bed again. Fill bed with water and follow dosage directions.

Dosage: To eliminate the odor caused by bacteria, add 5.5 ounces (of (this product) (Product name)) in a free flow waterbed of 90 to 180 gallon capacity. Add 11 fluid ounces (of (this product) (Product name)) in a waveless/fiber waterbed mattress of 90 to 180 gallon capacity. Repeat application every 4 to 6 months.

GLASS CLEANING/DEODORIZING DIRECTIONS: Use a 2-ounce (of (this product) (Product name)) per 4.5 gallons solution (or equivalent use dilution) to clean and deodorize windows, mirrors, and glass surfaces. Use a coarse spray device. For spray

applications, spray 6-8 inches from surface. Rub with sponge or cloth. Do not breathe spray.

SEWER BACKUP & RIVER FLOODING: To use as a deodorizer, dilute 1½ to 3 ounces (of (this product) (Product name)) per (one) (1) gallon of water allowing for the diluting effect of absorbed water within saturated materials. Remove gross filth or heavy soil along with non-salvageable materials. Saturate all affective areas with a mechanical spray device (coarse pump or trigger spray device) before and after cleaning and extraction. For spray applications, spray 6-8 inches from surface. Use proper ventilation; open windows.

CARPETS, CARPET CUSHIONS, UPHOLSTERY, DRAPES AND OTHER POROUS MATERIALS, SUB FLOORS, DRYWALL, TRIM AND FRAME LUMBER, TACKLESS STRIP AND PANELING: To use as a deodorizer against water damage, extract the excess water. Test hidden area for colorfastness. Dilute 1½ to 3 ounces (of (this product) (Product name)) per (one) (1) gallon of water, allowing for the diluting effect of absorbed water within saturated materials. Remove gross filth or heavy soil. Apply directly with a mechanical spray device (coarse pump or trigger spray device) to fully saturate affected materials. For spray applications, spray 6-8 inches from surface. Roll, brush or agitate into materials and allow the materials to remain damp for 10 minutes. Follow with a thorough extraction. Dry rapidly and thoroughly.

SMOKE DAMAGE RESTORATION: Effective against odors caused by smoke damage for home, institutional, industrial and hospital use. [(This product) (Product name)] is particularly suitable for use in smoke damage restoration situations. Saturate affected materials with enough product to remain wet for at least 10 minutes. Use proper ventilation.

WATER and SMOKE DAMAGE RESTORATION: Effective against odor caused by smoke and water damage for home, institutional, industrial and hospital use. [(This product) (Product name)] is particularly suitable for use in water damage restoration situations. Saturate affected materials with enough product to remain wet for at least 10 minutes. Use proper ventilation.

SPECIAL INSTRUCTIONS FOR CLEANING CARPETS: [(This product) (Product name)] can be used in industrial, institutional, commercial and residential areas such as homes, motel & hotel chains, nursing homes, schools and hospitals. For use on wet cleanable synthetic fibers. Do not use on wool. Vacuum carpet thoroughly prior to cleaning. Test fabric for color fastness.

For Portable Extraction Units: Mix 1.5 ounces (of (this product) (Product name)) per (one) (1) gallon of water (or equivalent use dilution).

For Truck Mounted Extraction Machines: Mix 1.5 ounces (of (this product) (Product name)) per (one) (1) gallon of water (or equivalent use dilution) and meter at 4 gallons per hour.

For Rotary Floor Machines: Mix 1.5 ounces (of (this product) (Product name)) per (one) (1) gallon of water (or equivalent use dilution) and apply at the rate of 300-500 sq. ft. per (one) (1) gallon.

Do not mix (this product) (Product name) with other cleaning products. Follow the cleaning procedures specified by the manufacturer of the cleaning equipment. After using (this product) (Product name) set the carpet pile and protect the carpet from furniture legs and bases while drying. Do not over wet. If applied to stain resistant nylon carpet, apply a fabric protector according to the carpet manufacturer's directions.

CARPET CLEANING/DEODORIZATION FOR HOME, INSTITUTIONAL, INDUSTRIAL AND HOSPITAL USE

[(This product) (Product name)] cleans and deodorizes the carpet. It can be used in industrial, institutional, commercial and residential areas such as homes, motels, hotel chains, nursing homes and hospitals.

Vacuum carpet thoroughly prior to application. Mix 1.5 ounces (of (this product) (Product name)) per (one) (1) gallon of water (or equivalent use dilution). Follow the injection and/or extraction procedures as specified for any conventional steamcleaning equipment you are using. For rotary floor machines, mix 1.5 ounces (of (this product) (Product name)) per (one) (1) gallon of water and spray on carpet at a rate of 300-500 sq. ft. per (one) (1) gallon.

[(For use) (Use (this product) (Product name))] on washable synthetic fibers. Do not use on wool. Test color fastness of carpet before use. Apply diluted product to a small concealed spot, then rub with a clean white cloth. If color changes or transfers to the cloth, a water-based product must not be used.

After using the product, set carpet pile in one direction with a stiff brush. Place aluminum foil under the legs of furniture while carpet is drying. Over-wetting can cause carpet to shrink. Manufacturer assumes no responsibility for over-wetting misuse.

Note: [(This product) (Product name)] must not be mixed with other cleaning products.

CLEANSING OF BODY SURFACES AND BODY ORIFICES OF HUMAN REMAINS: [(This product) (Product Name)] removes secretions, soil and blood, along with their accompanying malodor, from the surfaces and orifices of human remains. Using a sponge or washcloth, bathe the entire body with a use solution of [(2 ounces) ((a) (one)) 2-ounce packet] (of (this product) (Product name)) [(to) (with)] 4.5 gallons (or equivalent use dilution). A soft brush may be employed on surfaces other than the face. Allow a 10-minute contact time for optimal results. [(Fresh solution must be prepared) (Prepare fresh solution)] for each [(cadaver) (remains)] at least daily or [(more often if) (when)] use solution becomes visibly [(dirty) (soiled) (diluted)].

FOR USE ON FINISHED FLOORS: To limit gloss reduction, use [(2 ounces) ((a) (one)) 2-ounce packet] (of (this product) (Product name)) [(to) (with)] 4.5 gallons of water (or equivalent use dilution). Apply with a damp mop or auto scrubber. Allow face to air dry.

OTHER USES

SANITIZATION OF HARD, NON-POROUS (INANIMATE) (ENVIRONMENTAL) SURFACES IN WHIRLPOOL UNITS: To remove body oils, dead tissue, soil and all other buildups or organic matter on inanimate surfaces after using the whirlpool unit, drain and refill with fresh water to just cover the intake valve. Add 0.25 ounce (of (this product) (Product name)) for each gallon of water (or equivalent use dilution) (200 ppm active) at this point. Briefly start the pump to circulate the solution. Turn off the pump. Wash down the unit sides, seat of the chair, lift and (any) (all) other related equipment with a clean swab, brush or sponge. Treated surfaces must remain wet for 3 minutes. After the unit has been thoroughly sanitized, drain the solution from the unit and rinse any/all cleaned surfaces with fresh water. Repeat for heavy soiled units. (A fresh solution must be prepared) (Prepare a fresh solution) at least daily or when use solution becomes visibly (diluted) (soiled) (dirty).

SANITIZATION OF EXTERIOR HOUSEHOLD SURFACES DIRECTIONS

Preparation of Use Solution: Add 0.25 ounces (of (this product) (Product name)) per (one) (1) gallon of water (200 ppm active) (or equivalent use dilution) to sanitize hard, non-porous (inanimate) (environmental) exterior surfaces such as vinyl, plastic, sealed

concrete, painted or sealed woodwork, and sealed stucco. Surfaces to be treated include house siding, decks, patios, walkways and driveways.

Application: Pre-clean heavily soiled areas. Apply solution with a brush, mop, cloth, sponge, auto scrubber, mechanical spray device ((hand pump) coarse pump or trigger spray device), or with a low-pressure (less than 60 psi) airless sprayer so as to wet all surfaces thoroughly. Treated surfaces must remain wet for 60 seconds. Wearing suitable respiratory protective equipment and protective eyewear to control exposure to spray, pressure wash surfaces to thoroughly clean all treated areas using a high-pressure spray. Do not breathe spray. Change cloth, sponge or towels frequently to avoid redeposition of soil. [(A fresh solution must be prepared) (Prepare a fresh solution)] at least daily or when use solution becomes visibly [(diluted) (soiled) (dirty)]. One-half gallon of diluted product will treat 200-300 sq ft of surface.

LAUNDRY

COMMERCIAL AND INSTITUTIONAL LAUNDRY USE

For residual bacteriostatic activity against gram negative and/or gram positive odor-causing bacteria, residual self-sanitizing activity against *Klebsiella pneumoniae* and *Staphylococcus aureus*, use [(this product) (Product name)] as directed.

Initial Treatment: Use 13.3 ounces (of (this product) (Product name)) per 100 pounds of fabric (dry weight) (or equivalent use dilution). Dilute the appropriate amount (of (this product) (Product name)) in one to two gallons of water then add solution to the wash wheel at the beginning of the final rinse cycle. A minimum rinse cycle time of 5 minutes is required.

Repeat Treatment: Follow Initial Treatment directions and re-treat fabric after each washing (or if odor persists).

LAUNDRY BACTERIOSTAT FOR COMMERCIAL, INDUSTRIAL, AND NON-MEDICAL INSTITUTIONAL LAUNDRY APPLICATIONS: [(This product) (Product name)] provides the fabric with residual bacteriostatic activity against odor causing gram-negative and gram-positive bacteria when added to the final rinse at a rate of 13.3 ounces (of (this product) (Product name)) per 100 lbs. of dry laundry. [(This product) (Product name)] was evaluated against:

Corynebacterium ammoniagenes (ATCC 6872)
Klebsiella pneumoniae (ATCC 4352)
Staphylococcus aureus (ATCC 6538)

LAUNDRY DEODORIZER (AGAINST ODOR CAUSING BACTERIA): Use 4 ounces (of (this product) (Product name)) per 100 pounds of dry weight fabric. Dilute the appropriate amount (of (this product) (Product name)) in one to two gallons of water. Then add to the washwheel in the final rinse. Re-treat fabric after each washing. F. activity against odor causing bacteria, conditions of high relative humidity or wet contamination are required. Laundered fabric is also to be treated by soaking.

PRESERVATION AGAINST MILDEW BY SOAKING: Use 13.3 ounces (of (this product) (Product name)) per 100 pounds of fabric (dry weight). A minimum soaking time of 5 minutes is required.

LAUNDRY SANITIZER

When added at the rate of 1.33 oz (of (this product) (Product name)) per (one) (1) gallon water (to yield 780ppm active) (16 ounces (of (this product) (Product name)) per 100 lbs. of dry laundry) (or equivalent use dilution) (780 ppm active), this formulation provides sanitization against *Staphylococcus aureus*, *Klebsiella pneumoniae*, *Pseudomonas aeruginosa*, and Methicillin-resistant *Staphylococcus aureus* (MRSA) and is effective against HIV. [(This product) (Product name)] is effective in rinse water up to 200ppm hard water.

KILLS HIV-1 ON LAUNDRY IN COMMERCIAL, INDUSTRIAL AND INSTITUTIONAL APPLICATIONS. [This product (Product name)] provides virucidal* activity against HIV-1 on fabrics when presoaked with a 10-minute contact time followed by normal washing in detergent and rinsing at a rate of 16 ounces (of (this product) (Product name)) per 100 lbs. of dry laundry in water hardness of 400 ppm.

LAUNDRY SANITIZING DIRECTIONS FOR USE: For sanitizing step, fill washer to low water level with minimum temperature water of 95°F. Using an appropriate (company name) dispenser, inject [(this product) (Product name)] into the sanitizing rinse step at the rate of 1.33oz (of (this product) (Product name)) per (one) (1) gallon water (to yield 780 ppm active) (16 ounces (of (this product) (Product name)) per 100 lbs. of dry laundry) (780 ppm active) (or equivalent use dilution). Treat the laundry for a minimum of 5 minutes at a minimum temperature of 95°F. Other laundry additives, such as fabric softeners, laundry soaps, starch and sizing must be used per manufacturer's instructions in subsequent rinse cycles after the sanitizing rinse cycle.

(OR)
 [This product] (Product name) is used in the final, warm rinse cycle at a low water level. Dilute the appropriate amount (1.33 ounces (of (this product) (Product name)) per (one) (1) gallon of water) (16 ounces (of (this product) (Product name)) per 100 lbs. of dry laundry) (780 ppm active) (or equivalent use dilution); then add to the wash in the final rinse, or dispense directly through automatic dispensing equipment. Run for a minimum of 5 minutes. Retreat as necessary. This product will not harm fabrics. **DO NOT USE IN THE PRESENCE OF, OR MIX WITH OTHER CHEMICALS.**

FOR USE IN CONSUMER OR HOUSEHOLD TYPE WASHING MACHINES: Use the chart below to determine the equivalent use dilution per wash load for use as a Laundry Sanitizer in consumer or household type washing machines. This is based on 16 oz. (of (this product) (Product name)) per 100 lbs of dry laundry.

Washer Capacity (lbs dry laundry)	Ounces (per wash load)
5 or less	1
6 - 10	2
11 - 20	3

FOR USE IN SMALL COMMERCIAL WASHING MACHINES: Use the chart below to determine the equivalent use dilution per wash load for use as a Laundry Sanitizer in all commercial washing machines. This is based on 16 oz. (of (this product) (Product name)) per 100 lbs of dry laundry.

Washer Capacity (lbs dry laundry)	Ounces (per wash load)
25	4
50	8
75	12

DIRECTIONS FOR ALTERNATE CONTAINERS/DELIVERY SYSTEMS

AUTOMATED DILUTION SYSTEM (DILUTION SYSTEMS TRADE NAME) INSTRUCTIONS: Remove [(cap) (spray nozzle)] from empty container. Fill empty container with a newly prepared use-solution. Replace [(cap) (spray nozzle)]. Place correct use-dilution label on newly filled container.

BAG-IN BOX CONTAINERS

How to use this package: This package is designed to be used with dilution control systems only. Open package and connect to dispense according to directions on the box.

TRIGGER SPRAYERS: Fill bottle from dispenser. Apply to surfaces according to directions above.

MOP BUCKETS: Fill bucket from dispenser. Set up "Wet Floor" signs. Mop floor surfaces as specified in directions above.

PACKETS (For pre-measured tear open packets)
For Mold & Mildew use: (Simply) (Tear) open and pour contents into 4.5 gallons of water. Keep packets in box until ready to use.

(OR)
 Pour contents of (3.5 oz) (2.0 oz.) packet into 4.5 gallons of water. Keep packets in box until ready to use.

For Sanitizer: (Simply) (Tear) open and pour contents into 1 gallon of water. Keep packets in box until ready to use.

(OR)
 Pour contents of (¼ oz) packet into 1 gallon of water. Keep packets in box until ready to use.

REFILLS

To Refill Concentrate From Large Containers into Smaller Containers: [(This product) (Product name)] may be used to fill and refill clean, properly labeled containers for dilution elsewhere within your facility. Make sure the small container has been cleaned, dried and properly labeled according to state and local regulations. Also make sure other items (funnels or hand pumps) are properly cleaned and dried. To refill, [(simply pour) (pump product)] from the larger container directly into the smaller one being careful not to spill any product. Keep both containers sealed when not in use.

(Note to reviewer: The title and first statement of this section must appear on every label, followed by the appropriate Storage and Disposal section. Brackets [] indicate that one option within the brackets MUST be used in the final label text. Each option within the brackets is enclosed in a set of parenthesis (). All "Notes" are only for reviewers and will not be included on label.)

STORAGE AND DISPOSAL

Do not contaminate water, food, or feed by storage and disposal.
(FOR USE ON NON-REFILLABLE CONTAINERS WITH HOUSEHOLD/RESIDENTIAL USES)
PESTICIDE DISPOSAL/CONTAINER HANDLING/CONTAINER DISPOSAL: Non-refillable container. Store only in original container in areas inaccessible to children. Triple rinse container. Do not reuse empty container. Wrap (container) and put in trash or offer for recycling if available.

(FOR USE ON NON-REFILLABLE CONTAINERS WITH INSTITUTIONAL/COMMERCIAL/INDUSTRIAL)
(Note: To be used with either Nonpublic health or Public health uses in this section.)
PESTICIDE STORAGE: Open dumping is prohibited. Store only in original container. If a leaky container must be contained within another, mark the outer container to identify the contents. Store pesticides away from food, pet food, feed, seed, fertilizers, and veterinary supplies. Keep [(this product) (Product Name)] under locked storage sufficient to make it inaccessible to children or persons unfamiliar with its proper use.

(Note: For use on containers greater than one gallon)
PESTICIDE DISPOSAL: Pesticide wastes are acutely hazardous. Improper disposal of excess pesticide, spray mixture or rinsate is a violation of Federal Law. If these wastes cannot be disposed of by use according to label instructions, contact your State Pesticide or Environmental Control Agency, or the Hazardous Waste Representative at the nearest EPA Regional Office for guidance.
CONTAINER DISPOSAL: (Note: Only one of the following Container Disposal paragraphs will be used, depending on packaging type.)
Non-refillable container. Do not reuse this container to hold materials other than pesticides or diluted pesticides (rinsate). Offer for recycling if available or puncture and dispose in a sanitary landfill, or by other procedures approved by state and local authorities. If rinsate cannot be used, to reduce worker exposure to the concentrate. None of these can be triple rinsed because they are closed sealed containers. The following text will be used on these non-refillable sealed container types only.)
Nonrefillable container. Do not reuse or refill this container. Wrap empty container and put in

Removal instructions are used when BAG in BOX container types only. No Residue Then offer for recycling if available or dispose of in a sanitary landfill, or by incinerations, or by other procedures allowed by state and local authorities.
(Note: For use on containers of one gallon or less. The following replaces the above "Pesticide Storage" "Pesticide Disposal" and "Container Disposal" directions in the INSTITUTIONAL/COMMERCIAL/INDUSTRIAL section.)
CONTAINER DISPOSAL/PESTICIDE STORAGE: Non-refillable container. Store only in original container. Do not reuse empty container. Store pesticides away from food, pet food, feed, seed, fertilizers, and veterinary supplies. Keep [(This product) (Product Name)] under locked storage sufficient to make it inaccessible to children or persons unfamiliar with its proper use. Triple rinse as follows: Fill container ¼ full with water and reclose the container. Agitate vigorously and dispose of rinsate. Repeat two more times. Wrap (container) and put in trash or offer for recycling if available.

(FOR USE ON REFILLABLE CONTAINERS)
Cleaning the container before final disposal is the responsibility of the person disposing of the container. Cleaning before refilling is the responsibility of the refiller.

PESTICIDE STORAGE: Open dumping is prohibited. Store only in original container. If a leaky pesticides away from food, pet food, feed, seed, fertilizers, and veterinary supplies. Keep [(this product) (Product Name)] under locked storage sufficient to make it inaccessible to children or persons unfamiliar with its proper use.

PESTICIDE DISPOSAL: Pesticide wastes are acutely hazardous. Improper disposal of excess pesticide, spray mixture or rinsate is a violation of Federal Law. If these wastes cannot be disposed of by use according to label instructions, contact your State Pesticide or Environmental Control Agency, or the Hazardous Waste Representative at the nearest EPA Regional Office for guidance.
(Note to Reviewer: Only one of the following paragraphs will be used for Residue Removal/Container Disposal on all refillable and non-refillable INSTITUTIONAL/COMMERCIAL/INDUSTRIAL labels.)
(Note: For containers up to and including 5 gallons)


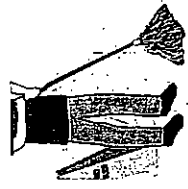
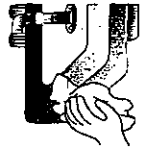
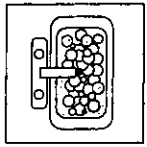

RESIDUE REMOVAL INSTRUCTIONS: Triple rinse container (or equivalent) promptly after emptying. Triple rinse as follows: Fill the container ¼ full with water and recap. Shake for 10 seconds. Follow Pesticide Disposal instructions for rinsate disposal. Drain for 10 seconds after the flow begins to drip. Repeat this procedure two more times.
(For containers greater than 5 gallons with Industrial/Commercial Non-public Health Uses)

RESIDUE REMOVAL INSTRUCTIONS: To clean the container before final disposal, empty the remaining contents from this container into application equipment or a mix tank. Empty remaining contents into application equipment or a mix tank. Fill the container ¼ full with water. Empty remaining contents. [(Tip container on its side and roll it back and forth, ensuring at least one complete revolution for 30 seconds) (Agitate vigorously or recirculate water for 30 seconds)]. Stand the container on its end and tip it back and forth several times. Turn the container over onto its other end and tip it back and forth several times. Repeat this procedure two more times.
(For containers greater than 5 gallons with Industrial/Commercial Public Health Uses)

RESIDUE REMOVAL INSTRUCTIONS: To clean the container before final disposal, triple rinse as follows: Fill container ¼ full with water. [(Tip container on its side and roll it back and forth, ensuring at least one complete revolution for 30 seconds) (Agitate vigorously or recirculate water for 30 seconds)]. Stand the container on its end and tip it back and forth several times. Turn the container over onto its other end and tip it back and forth several times. Repeat this procedure two more times.
(For containers up to and including 5 gallons - Refillable containers only.)

CONTAINER HANDLING/RESIDUE REMOVAL: Refillable container. Triple rinse (or equivalent) this container with [(this brand) (This product) (Product Name) (pesticide)] only. Do not reuse responsibility of the person disposing of the container. Cleaning before final disposal is the responsibility of the refiller.

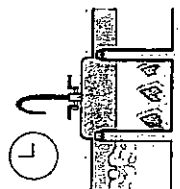
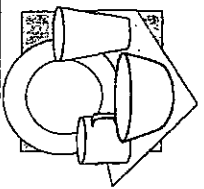
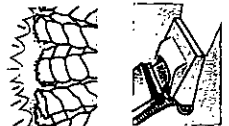
(Note to Reviewer: These icons have been requested by our customers and will appear on the label with the appropriate directions.)



WARNING
AVISO

DO NOT USE IN CHILDREN'S ROOMS
KEEP CHILDREN AWAY FROM
BUCKETS WITH EVEN A
SMALL AMOUNT OF WATER

¡Atención! No usar en habitaciones de niños
Mantenga a los niños alejados de
los cubos con agua.



KSA
KOSHER

**3.5-OUNCE PACKET LABEL TO BE USED WITH MASTER
CONTAINER LABEL**

MIX EACH PACKET WITH 4.5 GALLONS OF WATER
FOR USE AS A MILDEWSTAT

MAQUAT 7.5-S

E.P.A. Reg. No. 10324-XXX E.P.A. Est. No. 10324-IL-1

NET CONTENTS: 3.5 FLUID OZ.

ACTIVE INGREDIENTS:

Octyl Decyl Dimethyl Ammonium Chloride	2.250%
Didecyl Dimethyl Ammonium Chloride	1.125%
Dioctyl Dimethyl Ammonium Chloride	1.125%
Alkyl (C ₁₄ , 50%; C ₁₂ , 40%; C ₁₆ , 10%) dimethyl benzyl ammonium chloride	3.000%

INERT INGREDIENTS:	92.500%
TOTAL	100.000%

KEEP OUT OF REACH OF CHILDREN

DANGER PELIGRO

SEE OUTER CONTAINER FOR PRECAUTIONARY STATEMENTS
AND USE DIRECTIONS

DISPOSAL: Do not reuse container. Wrap and put in trash collection.

MASON CHEMICAL COMPANY
"THE QUATERNARY SPECIALISTS"

721 W. Algonquin Road
Arlington Heights, IL 60005



847-290-1621

Toll Free:

1-800-362-1855

PELIGRO: SI NO PUEDE LEER EN INGLES, PREGUNTE A SU
SUPERVISOR SOBRE LAS INSTRUCCIONES DE USO APROPIADAS
ANTES DE TRABAJAR CON ESTE PRODUCTO.

**1/4-OUNCE PACKET LABEL TO BE USED WITH MASTER
CONTAINER LABEL**

MIX EACH PACKET WITH 1 GALLON OF WATER
FOR USE AS A NON FOOD CONTACT SANITIZER

MAQUAT 7.5-S

E.P.A. Reg. No. 10324-XXX E.P.A. Est. No. 10324-IL-1

NET CONTENTS: 0.25 FLUID OZ.

ACTIVE INGREDIENTS:

Octyl Decyl Dimethyl Ammonium Chloride	2.250%
Didecyl Dimethyl Ammonium Chloride	1.125%
Dioctyl Dimethyl Ammonium Chloride	1.125%
Alkyl (C ₁₄ , 50%; C ₁₂ , 40%; C ₁₆ , 10%) dimethyl benzyl ammonium chloride	3.000%

INERT INGREDIENTS:	92.500%
TOTAL	100.000%

KEEP OUT OF REACH OF CHILDREN

DANGER PELIGRO

SEE OUTER CONTAINER FOR PRECAUTIONARY STATEMENTS
AND USE DIRECTIONS

DISPOSAL: Do not reuse container. Wrap and put in trash collection.

MASON CHEMICAL COMPANY
"THE QUATERNARY SPECIALISTS"

721 W. Algonquin Road
Arlington Heights, IL 60005



847-290-1621

Toll Free:

1-800-362-1855

PELIGRO: SI NO PUEDE LEER EN INGLES, PREGUNTE A SU
SUPERVISOR SOBRE LAS INSTRUCCIONES DE USO APROPIADAS
ANTES DE TRABAJAR CON ESTE PRODUCTO.

TRIGGER SPRAYER LABEL

THE PRODUCT IN THIS CONTAINER IS DILUTED AS DIRECTED ON THE PESTICIDE PRODUCT LABEL.

MAQUAT 7.5-S

E.P.A. Reg. No. 10324-XXX E.P.A. Est. No. 10324-IL-1

ACTIVE INGREDIENTS:

Octyl Decyl Dimethyl Ammonium Chloride	2.250%
Didecyl Dimethyl Ammonium Chloride	1.125%
Diocetyl Dimethyl Ammonium Chloride	1.125%
Alkyl (C ₁₄ , 50%; C ₁₂ , 40%; C ₁₆ , 10%) dimethyl benzyl ammonium chloride	3.000%
INERT INGREDIENTS:	92.500%
TOTAL	100.000%

KEEP OUT OF REACH OF CHILDREN

DANGER PELIGRO

SEE OUTER CONTAINER FOR PRECAUTIONARY STATEMENTS, FIRST AID AND USE DIRECTIONS

The contents of this container have been prepared by the user to a (insert ppm #) PPM solution.

It is a violation of Federal Law to use this product in a manner inconsistent with its labeling. Follow Directions for Use on the pesticide label when mixing and applying this product.

MASON CHEMICAL COMPANY
"THE QUATERNARY SPECIALISTS"

721 W. Algonquin Road
Arlington Heights, IL 60005



847-290-1621

Toll Free:

1-800-362-1855

NOT FOR RESALE

PELIGRO: SI NO PUEDE LEER EN INGLES, PREGUNTE A SU SUPERVISOR SOBRE LAS INSTRUCCIONES DE USO APROPIADAS ANTES DE TRABAJAR CON ESTE PRODUCTO.

SECONDARY CONTAINER LABEL

(Note to Reviewer: This secondary container label will be used only when the product is diluted in accordance with the use directions.)

MAQUAT 7.5-S

E.P.A. Reg. No. 10324-XXX E.P.A. Est. No. 10324-IL-1

The product in this container is diluted as directed on the pesticide product label.

ACTIVE INGREDIENTS:

Octyl Decyl Dimethyl Ammonium Chloride	2.250%
Didecyl Dimethyl Ammonium Chloride	1.125%
Diocetyl Dimethyl Ammonium Chloride	1.125%
Alkyl (C ₁₄ , 50%; C ₁₂ , 40%; C ₁₆ , 10%) dimethyl benzyl ammonium chloride	3.000%
INERT INGREDIENTS:	92.500%
TOTAL	100.000%

KEEP OUT OF REACH OF CHILDREN

DANGER PELIGRO

PRECAUTIONARY STATEMENTS
HAZARDS TO HUMANS AND DOMESTIC ANIMALS

Corrosive. Causes irreversible eye damage and skin burns. Harmful if swallowed, inhaled or absorbed through the skin. Avoid breathing spray mist. Do not get in eyes, on skin or on clothing. Wear goggles or face shield and rubber gloves and protective clothing when handling. Wash thoroughly with soap and water after handling and before eating, drinking, chewing gum, using tobacco or using the toilet. Remove contaminated clothing and wash clothing before reuse.

Follow the directions for use on the pesticide label when applying this product.

MASON CHEMICAL COMPANY
"THE QUATERNARY SPECIALISTS"

721 W. Algonquin Road
Arlington Heights, IL 60005



847-290-1621

Toll Free:

1-800-362-1855

PELIGRO: SI NO PUEDE LEER EN INGLES, PREGUNTE A SU SUPERVISOR SOBRE LAS INSTRUCCIONES DE USO APROPIADAS ANTES DE TRABAJAR CON ESTE PRODUCTO.