

NOV 2 - 2011

Ms. Elizabeth Tannehill  
Mason Chemical Company  
721 West Algonquin Rd.  
Arlington Heights, IL 60005

Subject: Maquat 25.6-PDX  
EPA Registration No.: 10324-201  
Amendment Date: August 3, 2011  
EPA Receipt Date: August 5, 2011

Dear Ms. Tannehill,

The following amendment, submitted in connection with registration under the Federal Insecticide, Fungicide, and Rodenticide Act (FIFRA), as amended, is acceptable subject to the conditions listed below:

- Correct errors on pages 13 and 14; non food contact sanitizing use rate

**Conditions**

Revise the label as follows:

1. Revise the following claim on page 6. Revise to begin as follows: "Respiratory illnesses attributable to Pandemic 2009 H1N1 (formerly called Swine Flu) are caused by an Influenza A virus..."
2. Revise your label directions for Dairies, Beverage and Food Processing Plants (page 13), Treatment of Hatchery Rooms Using Fogging Devices as well as Treatment of Incubators and Hatchers Using Fogging Devices (page 18) by correcting the typographical error in the following statement: "All surfaces must be cleaned and disinfected in accordance with label *directions prior* to fogging. Fogging is an adjunct or supplement to normal cleaning and disinfection procedures and practices."

CONCURRENCES							
SYMBOL							
SURNAME							
DATE							

**General Comments**

A stamped copy of the accepted labeling is enclosed. Submit one (1) copy of your final printed labeling before distributing or selling the product bearing the revised labeling. Should you have any questions concerning this letter, please contact Tracy Lantz at (703) 308-6415.

Sincerely,



Velma Noble  
Product Manager (31)  
Regulatory Management Branch I  
Antimicrobials Division (7510P)

Enclosure: Stamped Label  
7510P:T.Lantz:11/3/11:10324-201a label amendment

**MASON CHEMICAL COMPANY**  
"The Quaternary Specialists"

721 W. Algonquin Road | Arlington Heights, IL 60005 | 847-290-1621 or 800-362-1855

E.P.A. Reg. No. 10324-201  
E.P.A. Est. No. 10324-IL-1

# MAQUAT® 25.6-PDX

Net Contents: (Batch)(Lot) No) (Manufacturing Date)):

### PRECAUTIONARY STATEMENTS

#### HAZARDS TO HUMANS AND DOMESTIC ANIMALS

**WARNING. KEEP OUT OF REACH OF CHILDREN.** Causes substantial but temporary eye injury. Avoid contact with skin. Harmful if swallowed, inhaled, or absorbed through the skin. Do not get in eyes, on skin or on clothing. Wear goggles or face shield and rubber gloves and protective clothing when handling. Wash thoroughly with soap and water after handling and before eating, drinking, chewing gum, using tobacco or using the toilet. Remove contaminated clothing and wash clothing before reuse.

*(If container is 5 gallons or larger the following statement must appear on the label.)*

#### ENVIRONMENTAL HAZARD

This pesticide is toxic to fish and aquatic invertebrates. Do not discharge effluent containing [(this product) (Product name)] into lakes, streams, ponds, estuaries, oceans or other waters unless in accordance with the requirements of a National Pollutant Discharge Elimination System (NPDES) permit and the permitting authority has been notified in writing prior to discharge. Do not discharge effluent containing [(this product) (Product name)] into sewer systems without previously notifying the local sewage treatment plant authority. For guidance contact your State Water Board or Regional Office of the EPA.

*(If container is equal to or less than 5 gallons use the following as an alternate to the above statement.)*

#### ENVIRONMENTAL HAZARD

[(This product) (Product name)] is toxic to fish.

#### PHYSICAL OR CHEMICAL HAZARDS

Do not use or store near heat or open flame.  
Do not mix with oxidizers, anionic soaps and detergents.

#### First Aid

Have the product container or label with you when calling a poison control center or doctor, or going for treatment.

**IF IN EYES:** Hold eye open and rinse slowly and gently with water for 15-20 minutes. Remove contact lenses, if present, after the first 5 minutes, then continue rinsing eye. Call a poison control center or doctor for treatment advice.

**IF ON SKIN OR CLOTHING:** Take off contaminated clothing. Rinse skin immediately with plenty of water for 15-20 minutes. Call a poison control center or doctor for treatment advice.

**IF SWALLOWED:** Call a poison control center or doctor immediately for treatment advice. Have person sip a glass of water if able to swallow. Do not induce vomiting unless told to do so by a poison control center or doctor. Do not give anything by mouth to an unconscious person.

**IF INHALED:** Move person to fresh air. If person is not breathing, call 911 or an ambulance, then give artificial respiration, preferably mouth-to-mouth, if possible. Call a poison control center or doctor for further treatment advice.

**NOTE TO PHYSICIAN:** Probable mucosal damage may contraindicate the use of gastric lavage.

### DETERGENT/DISINFECTANT

Disinfectant, (Non-Food Contact) Sanitizer, (Odor Counteractant) (Odor Neutralizer) Deodorizer, Cleaner, Fungicide (against Pathogenic fungi), Mildewstat, Virucide\*, Detergent (on hard inanimate surfaces) – for Hospitals, Nursing Homes, Whirlpool, Homes, Households, Hotels & Motels, Waterbed Conditioner, Institutional, Industrial, School, Dairy, Equine, Poultry/Turkey Farm, Veterinary, Restaurant, Food Handling and Process Areas, Wineries, Federally Inspected Meat and Poultry Plants, Bar and Institutional Kitchen Use and for Sanitizing Ice Machines and for Harvesting & Handling Equipment.

Non-Dulling to Floors (Floor Finishes).

Athletic Surface Disinfection.

Formulated for effective Poultry Sanitation. with **ACCEPTED COMMENTS**

Formulated for effective Swine Premise Sanitation. Letter Dated:

Formulated for effective Mushroom Farm Sanitation. **NOV 2 -- 2011**

Meets OSHA Bloodborne Pathogen Standard for HIV, HBV and HCV.

Small Fly Ovicidal Treatment.

(Product of USA) (Made in the USA)

**ACTIVE INGREDIENTS:** Under the Federal Insecticide, Fungicide, and Rodenticide Act as amended, for the pesticide,

n-Alkyl (60%C<sub>14</sub>, 30%C<sub>16</sub>, 5%C<sub>12</sub>, 5%C<sub>18</sub>)  
dimethyl benzyl ammonium chloride ..... 0.625%

n-Alkyl (68%C<sub>12</sub>, 32%C<sub>14</sub>)  
dimethyl ethylbenzyl ammonium chloride ..... 0.625%

**INERT INGREDIENTS:** ..... 98.750%

**TOTAL:** ..... 100.000%

## KEEP OUT OF REACH OF CHILDREN WARNING

See (left) (back) (side) (right) panel (of label) (below) for additional precautionary and first aid statements.

*(Note to Reviewer: This information has been verified per DOT regulations. It is NOT required to be on the label but is being requested by a customer.)*

#### Transportation Information

DOT Hazard Class: Not Applicable

DOT Proper Shipping Name: Not Applicable

**PELIGRO: SI NO PUEDE LEER EN INGLÉS, PREGUNTE A SU SUPERVISOR SOBRE LAS INSTRUCCIONES DE USO APROPIADAS ANTES DE TRABAJAR CON ESTE PRODUCTO.**

(Note to reviewer: The Table of Contents will not be on any label. This is for our customer's reference only. The page numbers will change when the label changes.)

**Table of Contents**

Description	Page No.
Organism List	2
Marketing Claims	3
Use Directions	7
General	
Hospital/Healthcare	
Disinfection	8
Non-Food Contact Sanitization	9
Food Processing Premises	
Disinfection	9
Non-Food Contact Sanitization	10
Food Contact Sanitization	10
Eating Places/Dairy Processing	11
Food Processing Equipment	13
Animal Premises	
Disinfection	14
Non-Food Contact Sanitization	17
Barber/Salon	
Disinfection	17
Non-Food Contact Sanitization	18
Restroom/Bathroom	18
Deodorization/Mold & Mildew	19
Horticultural	20
Other	
Disinfection	21
Non-Food Contact Sanitization	22

**ORGANISM LIST**

(Note to reviewer: Brackets [ ] indicate that one option within the brackets MUST be used in the final label text. Each option within the brackets is enclosed in a set of parenthesis ( ).)  
 (Note: For reference use only. This is a list of all organisms covered by this label. Please see appropriate Directions for Use for proper use dilution.)

**DISINFECTION PERFORMANCE IN INSTITUTIONS (Hospitals, Dental Offices, Nursing Homes, and Other Health Care Institutions) AND NON-MEDICAL FACILITIES (Households, Schools, Restaurants, Food Services, Dairies, Farms, Beverage, Food Processing Plants and Other Non-Medical Facilities):** [(This product) (Product name)] is bactericidal according to the AOAC Use Dilution Test method on hard non-porous (inanimate) (environmental) surfaces modified in the presence of 5% organic serum against:

- Corynebacterium ammoniagenes* (ATCC 6872)
- Enterobacter aerogenes* (ATCC 13408)
- Enterococcus faecalis* (ATCC 29212)
- Enterococcus faecalis* (Vancomycin resistant) – VRE (ATCC 51299)
- Escherichia coli* (ATCC 11229)
- Klebsiella pneumoniae* (ATCC 4352)
- Legionella pneumophila* (ATCC 33153)
- Proteus mirabilis* (ATCC 9240)
- Pseudomonas aeruginosa*, PRD-10 (ATCC 15442)
- Salmonella enterica* (ATCC 10708)
- Salmonella schottmuelleri* (ATCC 8759)
- Serratia marcescens* (ATCC 14756)
- Shigella dysenteriae* (ATCC 11835)
- Staphylococcus aureus* (Methicillin resistant) (ATCC# 33592)
- Staphylococcus aureus* (Vancomycin resistant) – VISA (HIP 5836)
- Staphylococcus aureus* (ATCC 6538)

Community Associated Methicillin Resistant *Staphylococcus aureus* (CA-MRSA)  
*Streptococcus faecalis*  
*Streptococcus salivarius* (ATCC 7073)

**VIRUCIDAL\* PERFORMANCE:** [(This product) (Product name)] was evaluated in the presence of 5% serum and found to be effective against the following viruses on hard, non-porous (inanimate) (environmental) surfaces:

- Avian Influenza A (H5N1) virus
- \*\*Avian Influenza A/Turkey/Wisconsin virus (ATCC VR-798)
- Adenovirus Type 2 (causative agent of upper respiratory infections)
- \*\*Hepatitis B Virus (HBV)
- \*\*Hepatitis C Virus (HCV)
- Herpes simplex, Type 1 virus (causative agent of fever blisters)
- Herpes simplex, Type 2 virus
- HIV-1 (AIDS Virus)
- Human Coronavirus
- Influenza A (H1N1) virus (ATCC VR-1469)
- Influenza A2 /Japan (representative of the common flu virus)

**ANIMAL PREMISE VIRUCIDAL\* PERFORMANCE:** [(This product) (Product name)] was evaluated in the presence of 5% serum and found to be effective against following viruses on hard, non-porous (inanimate) (environmental) surfaces:

- Avian Influenza A (H5N1) virus
- \*\*Avian Influenza A/Turkey/Wisconsin virus (ATCC VR-798)
- Avian Reovirus (ATCC VR-2449)
- Bovine Viral Diarrhea Virus (ATCC VR-534)
- Canine Coronavirus
- Canine Distemper virus
- Equine Arteritis Virus
- Infectious Avian Laryngotracheitis virus
- Infectious Bovine Rhinotracheitis virus (IBR)
- Infectious Bronchitis Virus
- Newcastle disease virus
- Porcine Respiratory & Reproductive virus (PRRSV)
- Porcine Rotavirus
- Pseudorabies virus
- Transmissible Gastroenteritis (TGE) virus
- Vaccinia Virus (representative of the pox virus group)

**NON-FOOD CONTACT SANITIZING PERFORMANCE:** [(This product) (Product name)] is an effective one-step sanitizer on hard, non-porous (inanimate) (environmental) surfaces against the following:

- Klebsiella pneumoniae*
- Staphylococcus aureus*
- Aspergillus niger* (ATCC 6273)
- Trichophyton mentagrophytes* (ATCC 9533) (athlete's foot fungus) (a cause of Ringworm) (a cause of Ringworm of the foot)

**FUNGICIDAL PERFORMANCE:** [(This product) (Product name)] was found to be effective against the following on hard, non-porous (inanimate) (environmental) surfaces:

- Aspergillus niger* (ATCC 6273)
- Trichophyton mentagrophytes* (ATCC 9533) (athlete's foot fungus) (a cause of Ringworm) (a cause of Ringworm of the foot)

## MARKETING CLAIMS

*(Note to reviewer: Brackets [ ] indicate that one option within the brackets MUST be used in the final label text. Each option within the brackets is enclosed in a set of parenthesis ( ).*  
[[Maquat® 25.6-PDX] (This product) (Product Name)] is for use on hard, non-porous (inanimate) (environmental) surfaces in:

- Hospitals, nursing homes, medical and dental offices and clinics, health care facilities, physician offices, operating rooms/theaters, radiology rooms, isolation wards, quarantine areas, hospices and medical research facilities.
- Patient care rooms & facilities, recovery rooms, Emergency Rooms, X-ray cat labs, exam rooms, newborn nurseries, neonatal units, orthopedics, respiratory therapy, surgi-centers, out-patient surgical centers, labs, blood collection rooms, central supply, housekeeping & janitorial rooms, ophthalmic/optometric facilities.
- EMS & fire facilities, emergency vehicles, ambulance(s), police cars, fire trucks.
- Day care centers and nurseries, sick rooms, elder care centers, kindergartens, and preschools.
- Acute care institutions, alternate care institutions, home healthcare institutions.
- Life care retirement communities, elder care facilities.
- Restaurants, restaurants and bars, bars, kitchens, taverns, cafeterias, institutional kitchens, fast food operations and food storage areas.
- Supermarkets, convenience stores, retail and wholesale establishments, department stores, shopping malls, gift shops, video stores, bookstores, dressing rooms and laundries, photocopy centers, bicycle shops, auto repair centers.
- Computer manufacturing sites, toy factories.
- Food establishments, coffee shops, donut shops, bagel stores, pizza parlors, liquor stores.
- Crime scenes and funeral homes, morgues, mortuaries, burial vaults, mausoleums, autopsy rooms, cadaver processing areas.
- Police stations, courthouses, correctional facilities, municipal government buildings, jails, prisons, penitentiaries, correctional institutions, bus stations, train stations.
- Institutional facilities, laboratories, factories, business and office buildings, restrooms, hotels and motels and transportation terminals, maintenance vehicles.
- Public restrooms, public facilities, waysides, travel rest areas, shower rooms, bathrooms, shower and bath areas.
- Hotel, motels, dormitories.
- Kitchens, bathrooms and other household areas.
- Homes (households), condos, apartments, vacation cottages, summer homes.
- Institutions, schools and colleges, commercial and industrial sites, churches, classrooms, community colleges, universities, athletic facilities and locker rooms, exercise rooms, exercise facilities, gyms, gymnasiums, fieldhouses.
- Cosmetic manufacturing facilities, medical device manufacturing facilities, biotechnology firms, pharmaceutical manufacturing facilities, warehouses.
- Health clubs, spas, tanning salons, tanning spas, massage/facial salons, hair/nail/pedicure salons, barber/beauty shops, salons, tattoo parlors. *(Not for use on needles or other skin piercing instruments)*

- Museums, art galleries, post offices, performance/theater centers, banks, libraries, movie houses, bowling alleys.
  - Recycling centers.
  - Campgrounds, playgrounds, recreational facilities, picnic facilities, sports arenas, sports complexes.
  - Whirlpools.
  - Farms, dairy farms, hog farms, equine farms, poultry and turkey farms and egg processing plants, meat/poultry processing plants, meat/poultry producing establishments, mushroom farms, rendering plants, meat packing plants, hide and leather processing plants.
  - Tobacco plant premise.
  - Veterinary clinics, animal life science laboratories, animal laboratories, animal research centers, animal quarantine areas, animal holding areas, equine farms, kennels, dog/cat (animal) kennels, animal breeding facilities, breeding establishments, grooming establishments, pet animal quarters, zoos, pet shops, tack shops, operating rooms, washing areas, waiting rooms, examination rooms and other animal care facilities.
  - Farmhouses, barns, sheds, tool sheds, cattle barns, swine barns, sheep barns, horse barns, brooder houses, seed houses.
  - Household and automotive garages, boats, ships, barges, watercraft, campers, RV's, trailers, mobile homes, cars, automobiles, trucks, delivery trucks, boxcars, tankers, tank trucks, buses, trains, taxis and airplanes, helicopters.
  - Cruise lines, cruise ships, airline terminals, airports, shipping terminals, public transportation, transportation terminals.
  - Commercial florist and flower shops.
  - Basements, cellars, bedrooms, attics, living rooms, and porches.
- [[This product] (Product name) (Maquat® 25.6-PDX)] [(when used as directed) (can be used) (is formulated to disinfect) (is formulated for use)] on (washable) hard, non-porous (inanimate) (environmental) surfaces such as:
- Countertops (counters), stovetops (stoves), sinks (bathroom, kitchen), tub surfaces, exterior surfaces of appliances, refrigerators, ice machines, microwave ovens and countertop laminates, shelves, racks and carts.
  - Hospital beds, bed railings, bedpans, gurneys, traction devices, MRI, CAT, examir tables, scales, paddles, wheelchairs, hard nonporous surfaces of cervical collars and neck braces, spine backboards, stretchers, utility stools, CPR training mannequins, curing lights, light lens covers, slit lamps, operating room lights, operating tables, oxygen hoods, dental chairs/countertops, examination tables, X-ray tables, washing areas, anesthesia, carts, whirlpool surfaces, footbath surfaces, ambulance equipment/ surfaces.
  - Ultrasonic baths, whirlpools, whirlpool bathtubs.
  - Highchairs, baby cribs, diaper changing stations, infant bassinets/cribs/warmers/incubators/care equipment, folding tables, hampers, laundry pails.
  - Drinking fountains and breakrooms.
  - Exhaust fans, refrigerated storage and display equipment, coils and drain pans of air conditioning, refrigeration equipment and heat pumps.

- Kennel runs, cages, kennel/cage floors, conductive flooring, examination tables, veterinary x-ray tables.
- Hatchers, setters, trays, racks, egg flats, walls, floors, ceilings, chick boxes, egg cases, vans and trash containers.
- Tanning spas/beds, tanning equipment, footbath surfaces.
- Tattoo equipment. *(Not for use on needles or other skin piercing instruments)*
- Hair clippers, cutting implements, plastic rollers, washable nail files.
- Shower stalls, shower doors and curtains, bathtubs and glazed tiles, chrome plated intakes, toilets, toilet seats, toilet bowls, toilet bowl surfaces, urinals, empty diaper pails, portable and chemical toilets and latrine buckets, vanity tops, glazed porcelain, glazed tile and restroom fixtures, bathroom fixtures.
- Windows and mirrors.
- Tables, chairs, desks, folding tables, workstations, bed frames, lifts, washable walls, cabinets, doorknobs and garbage cans/pails, trash barrels, trash cans, trash containers, cuspidors and spittoons.
- Sealed foundations, steps, plumbing fixtures, finished baseboards and windowsills.
- Glass, laminated surfaces, metal, stainless steel, glazed porcelain, glazed ceramic, sealed granite, sealed marble, plastic (such as polycarbonate, polyvinylchloride, polystyrene or polypropylene), sealed limestone, sealed slate, sealed stone, sealed terra cotta, sealed terrazzo, chrome and vinyl, Plexiglass®, vanity tops.
- Enameled surfaces, painted (finished) woodwork, Formica®, vinyl and plastic upholstery, washable wallpaper.
- Large inflatable, non-porous plastic and rubber structures such as animals, promotional items, moonwalks, slides, obstacle course play and exercise equipment.
- Hard, non-porous (inanimate) (environmental) surfaces of picnic tables and outdoor furniture or Non-wooden picnic tables and outdoor (patio) furniture except cushions and wood frames. *(Note: Only one statement will be used on label.)*
- Playground equipment.
- Wrestling and gymnastic mats, athletic training tables, physical therapy tables, exercise equipment.
- Automobile interiors.
- Maintenance equipment.
- Telephones and Telephone booths.
- Hard hats, headphones.
- External lenses vision correction including eyeglasses (not for use on contact lenses), protective eyewear, goggles, light lens covers, optical instruments/implements.
- Crypton Barrier fabric.
- Humidifier water tanks.

[(This product) (Product name)] contains no phosphorous.

[(This product) (Product name)] is a phosphate-free formulation designed to provide effective cleaning, deodorizing and disinfection in areas where housekeeping is of prime importance in controlling the hazard of cross-contamination on treated surfaces.

This [(container) (bottle)] is made of (at least) (x)% post-consumer recycled plastic.

Convenient Trigger Spray. *(To be used on applicable container)*  
Easy to Use.

Economy size. *(To be used on applicable container)*

Contains no [(abrasives) (bleach) (harsh acids) (phosphates)] (so it won't scratch surfaces).

Cleans without bleaching.

Fewer products – no need for separate deodorizer.

Use (this product) (Product name) on the multi-touch surfaces responsible for cross-contamination.

Cross-contamination is of major housekeeping concern not only in hospitals, but also in schools, institutions and industry.

[(This product) (Product name)] has been formulated to aid in the reduction of cross-contamination on treated surfaces not only in hospitals, but also in schools, institutions and industry.

[(This product) (Product name)] is a no-rinse disinfectant cleaner that disinfects, cleans and deodorizes in one labor-saving step.

Use (this product) (Product Name) on finished floors, high speed burnished floors, conductive flooring, washable walls, tables, chairs, bathroom bowls, sinks, basins, shower stalls, tubs, glazed tiles, toilet, countertops, stove tops, exterior surfaces of appliances and refrigerators, cabinets, garbage cans, outdoor furniture (except cushions and wood frames), desks, telephones, door knobs and handles, and glass surfaces including windows and mirrors.

Disinfects, cleans, and deodorizes the following hard, non-porous inanimate surfaces: floors, walls, (non-medical) metal surfaces, (non-medical) stainless steel surfaces, glazed porcelain, plastic surfaces (such as polypropylene, polystyrene, etc.).

[(This product) (Product Name)] (is designed for use) (Use daily) on (the following) hard, non-porous (inanimate) (environmental) surfaces: vinyl, painted surfaces, plastic surfaces, glazed ceramic, glazed porcelain, chrome, stainless steel, aluminum, brass, copper, laminated surfaces and baked enamel surfaces associated with floors, walls, ceilings, tables, chairs, countertops, telephones, fixtures, glazed tile, toilets, toilet bowls, urinals, sinks found in food establishments, restaurants (commercial kitchens) & restrooms, shower rooms and locker rooms (areas) – any washable (food and non-food contact) surface where disinfection is required. [(This product) (Product Name)]'s non-dulling formula eliminates the time and labor normally required for rinsing. Do not (this product) (Product Name) to clean or disinfect glasses, dishes, utensils or inte-

- Concentrate (Concentrated).
- Disinfects (Disinfectant).
- Cleans (Cleaner).
- Deodorizes (Deodorizer).

Will not harm sealed stone, sealed grout, or glazed tile.

[(This product) (Product name)] is a complete, chemically balanced disinfectant/sanitizer that provides clear use solutions even in the presence of hard water.

[[This product (Product name)] is an economical concentrate that can be used with a mop and bucket, trigger sprayers, sponge or by soaking.

[[This product (Product name)] can be applied through foaming apparatus, low-pressure sprayers and fogging (wet misting) systems. Follow manufacturers' instructions when using this equipment.

[[This product (Product name)] delivers non-acid disinfection performance in an economical concentrate.

Antibacterial.

Efficacy tests have demonstrated that [[this product (Product name)] is an effective bactericide and virucide\* in the presence of organic soil (5% blood serum).

[[This product (Product Name)] is effective against household germs (bacteria).

[[This product (Product name)] cleans, shines, deodorizes and disinfects all hard, non-porous (household) (inanimate) (environmental) surfaces listed on the label.

Disinfects (and Sanitizes) kitchen surfaces (bathroom surfaces and floors). Kills germs. Kills household bacteria.

Kills common [(kitchen) (bathroom)] [(germs) (bacteria) (and) (viruses\*)].

[[This product (Product name)] is for use as a disinfectant on hard, non-porous (inanimate) (environmental) surfaces (at 488 ppm active).

Kills (99.9% of) (any disinfection organism listed) (above) (below) (on hard, non-porous (inanimate) (environmental) surfaces).

Kills (99.9% of) (common) (household) (institutional) (kitchen) germs (on (the) floor(s)).

Kills (99.9% of) (household) (institutional) (kitchen) bacteria -and/or- germs (that get tracked into your -or- home) (by shoes -and/or- pets -and/or- kids) (from outside) (every day).

Kills (99.9% of) (kitchen) (bathroom) (household) (institutional) bacteria (on (the) floor(s)) (ordinary dish soap can't).

Kills -and/or- (helps(s)) eliminate(s) -and/or- disinfects -and/or- destroy(s) -and/or- remove(s) -and/or- (help(s)) get(s) rid of -and/or- reduces -and/or- fights -and/or- effective against (99.9% of) (the) (common) (list use site/surface) (bacteria -and/or- viruses) -or- germs.

Kills -and/or- (helps(s)) eliminate(s) -and/or- disinfects -and/or- destroy(s) -and/or- remove(s) -and/or- (help(s)) get(s) rid of -and/or- reduces -and/or- fights -and/or- effective against (99.9% of) (the) (bacteria -and/or- viruses) (and other germs)) -or- germs ((commonly) found in -or- on (the) (list use site/surface)).

Kills -and/or- (helps(s)) eliminate(s) -and/or- disinfects -and/or- destroy(s) -and/or- remove(s) -and/or- (help(s)) get(s) rid of -and/or- reduces -and/or- fights -and/or- effective against (99.9% of) (the) (bacteria -and/or- viruses) (and other germs)) -or- germs ((commonly) found on (the) (list use site/surface) surfaces your kids -and/or- pets (may) touch every day.

Kills -and/or- (helps(s)) eliminate(s) -and/or- disinfects -and/or- destroy(s) -and/or- remove(s) -and/or- (help(s)) get(s) rid of -and/or- reduces -and/or- fights -and/or- effective against (99.9% of) (common) (household) (bacteria -and/or- viruses) (and other germs)) -or- germs (on) (from) (your) (children's) toys.

Kills -and/or- (helps(s)) eliminate(s) -and/or- disinfects -and/or- destroy(s) -and/or- remove(s) -and/or- (help(s)) get(s) rid of -and/or- reduces -and/or- fights -and/or-

effective against (99.9% of) (list disinfectant organism) ((commonly) found -in/or- on (the) (list use site/surface)).

Kills -and/or- (helps(s)) eliminate(s) -and/or- disinfects -and/or- destroy(s) -and/or- remove(s) -and/or- (help(s)) get(s) rid of -and/or- reduces -and/or- fights -and/or- effective against (99.9% of) (the) flu (influenza) virus ((commonly) found -in/or- on (the) (list use site/surface)). (Use of "influenza" allowed only when Influenza virus listed on label.)

Kills -and/or- (helps(s)) eliminate(s) -and/or- disinfects -and/or- destroy(s) -and/or- remove(s) -and/or- (help(s)) get(s) rid of -and/or- reduces -and/or- fights -and/or- effective against (the) (list use site/surface) (from) (99.9% of) (common) (household) ((bacteria -and/or- viruses) (and other germs)) -or- germs (this season -or- flu season).

Kills bacteria on (the) surfaces (your kids -and/or- pets touch every day).

(Kills) (Eliminate(s)) (Remove(s)) (Get(s) rid of) (99.9% of) (the) germs -and/or- bacteria -and/or- viruses (in your home -and/or- office -or- work (place) (area) (environment)) (school) (classroom) (kitchen)).

For use in [(automated dilution systems) (automated) (dilution systems) (Dilution System trade name)].

Contains no fragrances. (Note: to be used only with non-fragrance formulas)

This product contains no fragrances. (Note: to be used only with non-fragrance formulas)

Fragrance-Free. (Note: to be used only with non-fragrance formulas)

This detergent/disinfectant has been designed specifically for hospitals, nursing homes, schools, food processing plants, food service establishments and other institutions where housekeeping is of prime importance.

[[This product (Product Name)] is a one-step (hospital-use) germicidal (disinfectant) cleaner and deodorant (odor-counteractant) (odor neutralizer) designed for general cleaning, (and) disinfecting, (deodorizing) (and controlling mold and mildew on) (of) hard, non-porous (inanimate) (environmental) surfaces. [[This product (Product Name)] cleans quickly by removing dirt, grime, mold, mildew, food residue, body oils, dead skin, blood and other organic matter commonly found in hospitals (and) (in health care facilities) (on medical surfaces), nursing homes, schools and colleges, day care centers, (medical) offices, funeral homes, veterinary clinics, pet shops, equine farms, animal life science laboratories, hotels, motels, public areas and restrooms, foodservice establishments (restaurants) and federally inspected meat and poultry establishments (food [processing] plants). [(It (This product (Product Name)) (also) eliminates odors leaving (restroom) surfaces smelling clean and fresh. Use where odors are a problem

[[This product (Product name)] is for use as a sanitizer on hard, non-porous, (inanimate) (environmental) non-food contact surfaces (732 ppm active).

[[This product (Product name)] meets efficacy standards for hard nonporous (inanimate) (environmental) surface, non-food contact sanitizers.

[[This product (Product name)] is an effective sanitizer in the presence of soils on hard nonporous (inanimate) (environmental) non-food contact surfaces.

Effective sanitizer in the presence of soils.

[[This product (Product name)] is an effective disinfectant/non-food contact sanitizer in the presence of 5% serum contamination.

Effective sanitizer in the presence of 5% serum contamination.

Sanitizes kitchen surfaces (bathroom surfaces and floors).

#### Institutional Disinfectant.

[(This product) (Product Name)] cleans, disinfects and deodorizes (hard, non-porous (inanimate) (environmental) hospital (medical) surfaces) in one step (with no rinsing required).

#### Hospital Use Disinfectant.

[(This product) (Product Name)] is a concentrated Hospital Use disinfectant that is effective against a broad -spectrum of bacteria, is virucidal\*, (and) fungicidal, and eliminates odor causing bacteria when used as directed.

For larger areas, such as operating rooms and patient care facilities, [(this product) (Product name)] is designed to provide both general cleaning and disinfection.

Will not cause swelling of transducer membrane or harm compressor plates.

[(This product) (Product name)] is a versatile sanitizer and broad-spectrum disinfectant formulated for use in Ultrasonic Baths (Ultrasonic cleaning units).

Kill Avian Influenza A (H5N1) virus on pre-cleaned environmental surfaces.

\*Respiratory illnesses attributable to Pandemic 2009 H1N1 (formerly called Swine Flu) are caused by influenza A virus. [(This product) (Product name)] is a broad-spectrum hard surface disinfectant that has been shown to be effective against (influenza A virus tested and listed on the label) and is expected to inactivate all influenza A viruses including Pandemic 2009 H1N1 (formerly called swine flu).

\*[(This product) (Product name)] has demonstrated effectiveness against influenza A virus and is expected to inactivate all influenza A viruses including Pandemic 2009 H1N1 influenza A virus.

\*[(This product) (Product name)] has demonstrated effectiveness against (influenza A virus tested and listed on the label) and is expected to inactivate all influenza A viruses including Pandemic 2009 H1N1 (formerly called swine flu).

\*Kills Pandemic 2009 H1N1 influenza A virus (formerly called swine flu).

\*Kills Pandemic 2009 H1N1 influenza A virus.

Respiratory illnesses attributable to Pandemic 2009 H1N1 (formerly called Swine Flu) are caused by an influenza virus. [(This product) (Product name)] is a broad-spectrum hard surface disinfectant that has been shown to be effective against other similar viruses.

Respiratory illnesses attributable to Pandemic 2009 H1N1 (formerly called Swine Flu) are caused by an influenza virus. [(This product) (Product name)] is a broad-spectrum hard surface disinfectant that has been shown to be effective against Influenza A (H1N1).

[(This product) (Product Name)] has passed the Virucidal Efficacy of a Disinfectant for Use on Inanimate Environmental Surfaces utilizing Influenza A (H1N1) virus.

[(This product) (Product Name)] has demonstrated effectiveness against Influenza A (H1N1) virus.

[(This product) (Product Name)] kills Influenza A (H1N1) virus.

Kill Influenza A virus (H1N1) on pre-cleaned environmental surfaces.

Kill (Avian) Influenza A virus (H5N1) on pre-cleaned environmental surfaces.

Kills (H1N1) (H5N1) Influenza A (Flu) virus.

Kills (insert virus name from approved organism listing for this product).

[(This product) (Product name)] is a one-step disinfectant that is effective against a broad spectrum of bacteria, is virucidal\* (including HIV-1, HCV & HBV), fungicidal and inhibits the growth of mold and mildew and their odors when used as directed.

[(This product) (Product name)] has passed the Virucidal Efficacy of a Disinfectant for Use on Inanimate Environmental Surfaces Utilizing (Duck) Hepatitis B Virus. (The description "Duck" must be used in California)

[(This product) (Product Name)] has passed the Virucidal Efficacy of a Disinfectant for Use on Inanimate Environmental Surfaces utilizing (Duck) Hepatitis B virus and Bovine viral diarrhea virus (BVDV) (Surrogate for human Hepatitis C virus). (The description "Duck" must be used in California).

[(This product) (Product Name)] has passed the Virucidal Efficacy of a Disinfectant for Use on Inanimate Environmental Surfaces Utilizing Hepatitis C Virus. (Not for use in CA)

[(This product) (Product name)] has passed the Virucidal Efficacy of a Disinfectant for Use on Inanimate Environmental Surfaces Utilizing Bovine Viral Diarrhea Virus (BVDV) (surrogate for human Hepatitis C virus).

[(This product) (Product name)] is a disinfectant and non-food contact surface sanitizer for Cleanroom and Laboratory areas to disinfect washable, hard, non-porous non-food contact surfaces such as: Laminar-airflow equipment and BioSafety Cabinet v surfaces and exterior surfaces of the following: countertops, sinks, plumbing fixture surfaces, and incubators, refrigerators and Centrifuge surfaces of metal, stainless steel, glass, plastic (such as polystyrene or polypropylene), Formica®, and vinyl.

[(This product) (Product Name)] cleans, disinfects and deodorizes (hard, non-porous environmental hospital (medical) surfaces) in one step (with no rinsing required). [(Its non-abrasive formula is designed for use) (Use daily)] on (the following) hard, non-porous environmental surfaces: vinyl, painted surfaces, plastic (surfaces), glazed ceramic, glazed porcelain, chrome, stainless steel, brass, copper, laminated surfaces and baked enamel surfaces associated with floors, walls, ceilings, tables, chairs, countertops, telephones, fixtures, glazed tile, toilets, toilet bowls, urinals, sinks found in (health care facilities [hospitals]), patient rooms, operating rooms, ICU areas, shower rooms, and locker rooms. It can also be used to pre-clean and disinfect (hospital items: wheelchairs, [hospital] [patient] bed rails and linings, wash basins, bed pans, medical equipment surfaces, food establishments, (restaurants), (commercial kitchens) & restrooms), any washable (food and non-food contact) surface (where disinfection is required). Do not use on glasses, dishes, utensils, or interior surfaces of appliances.

Use (this product) (Product name)) to clean, sanitize and disinfectant non-porous ambulance equipment and surfaces by rinsing all equipment that comes in prolonged contact with skin before reuse with clean warm water (about 120°F), and allow to air L. (Precaution: Cleaning at 120°F temperature will avoid overheating and distortion of the ambulance equipment and surfaces that would necessitate replacement.)

[(This product) (Product name)] is a versatile cleaner, sanitizer and broad-spectrum disinfectant formulated for use on bath and therapy equipment (Whirlpools).

Non-Food Contact Surface Sanitizer.

[(This product) (Product Name)] is a sanitizer for hard nonporous (inanimate) (environmental) non-food contact surfaces (752 ppm active) according to the method for Sanitizers - Non-Food Contact Surfaces, modified in the presence of 5% organic serum in 1 minute against:

(OR)

[(This product) (Product Name)] is an effective one-step non-food contact sanitizer on hard-non-porous (inanimate) (environmental) surfaces against the following:



*Staphylococcus aureus*

*Klebsiella pneumoniae*

For use in:

Federally inspected meat and poultry plants on all hard, non-porous (inanimate) (environmental) surfaces in inedible product processing areas, non-processing areas and/or exterior areas. All surfaces must be thoroughly rinsed with potable water.

Federally inspected meat and poultry plants as a floor and wall cleaner for use in all departments. Food products and packaging material must be removed from the room or carefully protected. All surfaces must be thoroughly rinsed with potable water.

Federally inspected meat and poultry plants as a disinfectant agent for use in all departments. Food products and packaging material must be removed from the room or carefully protected. Use product in accordance with its label. All surfaces must be thoroughly rinsed with potable water.

[(This product) (Product name)] is for use as a disinfectant on hard, non-porous (inanimate) (environmental) surfaces (at 488 ppm active).

[(This product) (Product name)] is effective against the control of small flies on non-food contact surfaces such as floors, walls, drains, countertops, metal surfaces, painted surfaces, glazed porcelain, glazed tile, glass, chrome, rubber, and plastic in restaurants, kitchens, dishwashing areas, and bar and wait station areas.

[(This product) (Product Name)] cleans by removing dirt, grime and food soils in food preparation and processing areas. Its non-abrasive formula will not [(harm) (scratch)] surfaces. It cleans, disinfects and eliminates odors leaving surfaces smelling clean and fresh. Use where odors are a problem.

[(It) (This product) (Product name)] is an effective sanitizer when diluted in water up to 250 ppm hardness (CaCO<sub>3</sub>).

[(This product) (Product name)] has passed the Virucidal Efficacy of a Disinfectant for Use on Inanimate Environmental Surfaces Utilizing Human (and Canine) Coronavirus.

[(This product) (Product Name)] has passed the Virucidal Efficacy of a Disinfectant for Use on Inanimate Environmental Surfaces Utilizing Canine Coronavirus.

[(This product) (Product name)] provides long lasting freshness against tough (pet) odors such as odors from litter boxes and pet accidents.

[(This product) (Product name)] is a versatile Disinfectant & Sanitizer for Veterinarian, Veterinary Practice, Animal Care, Animal Laboratory, and Agricultural and Farm Premise applications.

[(This product) (Product name)] cleans by removing dirt, grime, mold, mildew, blood, urine, fecal matter and other common soils found in animal housing facilities, livestock, swine or poultry facilities, grooming facilities, farms, kennels, pet stores, veterinary clinics, laboratories or other small animal facilities. It (also) eliminates odors leaving surfaces smelling clean and fresh.

[(This product) (Product name)] can be used to disinfect, clean and deodorize terrarium and small animal cages, hot rock, substrate and other hard nonporous (inanimate) (environmental) cage [(equipment) (furniture) (plastic terrarium ornaments) (driftwood, heat caves) (and ) (water dishes)]. (Use on hot rocks not allowed in CA)

[(This product) (Product Name)] cleans, disinfects and deodorizes (hard, non-porous (inanimate) (environmental) surfaces) in one step. [(Its non-abrasive formula is designed for use) (Use daily) (Use daily to clean and disinfect)] on (hard, non-porous (inanimate) (environmental) surfaces): plated or stainless steel, aluminum, chrome, glazed porcelain, glazed tile, laminated surfaces (associated with floors, walls,

countertops, cages, kennels, animal equipment) found in [(barns, pens and stalls) (animal housing facilities)].

[(This product) (Product name)] has been designed for veterinarians, animal groomers, hair stylists, barbers and beauticians, for use in disinfecting and maintaining clippers. It acts as a virucide\* and bactericide while also cleaning. Regular use will help to maintain blades that operate with reduced friction and with smoother clipping action. Will help to prolong equipment life. [(This product) (Product name)] is designed for use in pet salons, animal hospitals, barber and beauty shops. When used as directed it will disinfect metal clipper blades as well as many other hard, non-porous (inanimate) (environmental) surfaces.

[(This product) (Product name)] cleans rodent soiled areas.

[(This product) (Product name)] is for use in Poultry Premise Sanitation (Hatcheries)  
Egg Receiving Area      Tray Dumping Area      Chick Processing Area  
Egg Holding Area      Chick Holding Area      Chick Loading Area  
Setter Room      Hatchery Room      Poultry Buildings

[(This product) (Product name)] is for use in Swine Premise Sanitation:  
Farrowing Barns and Areas      Dressing Plants      Blocks  
Waterers and Feeders      Loading Equipment      Creep Area  
Hauling Equipment      Nursery      Chutes

**FUNGICIDAL ACTIVITY:** [(This product) (Product Name)] is effective against Trichophyton mentagrophytes (athlete's foot fungus) (a cause of Ringworm) (a cause of Ringworm of the foot) on inanimate surfaces in locker rooms, dressing rooms, shower and bath areas and exercise facilities.

Kills Athlete's Foot fungus on bathroom surfaces.

[(This product) (Product Name)] is an effective fungicide against Trichophyton mentagrophytes (the athlete's foot fungus) when used on surfaces in areas such as locker rooms, dressing rooms, shower and bath areas, exercise facilities.

[(This product) (Product name)] inhibits bacterial growth on moist surfaces and deodorizes by killing microorganisms that cause offensive odors. (Not for use in CA)

[(This product) (Product name)] is effective at controlling [(mold and mildew) (odor)] on shower curtains.

[(It) (This product) (Product name)] inhibits the growth of mold and mildew, leaving bathrooms and kitchens clean and fresh smelling.

Eliminates odors caused by bacteria (and) (mildew) (and) (non-fresh foods).

[(This product) (Product name)] is for non-scratch cleaning of showers and tubs, shower doors and shower curtains, fixtures and toilet bowls.

[(This product) (Product name)] will not leave a grit or soap scum.

[(This product) (Product Name)] is a (concentrated) non-acid (bowl and) bathroom cleaner, which cleans, disinfects and deodorizes in one easy step. It cleans, disinfects and deodorizes surfaces by killing many odor-causing microorganisms and mold and mildew. [(Its non-abrasive formula is designed for use) (Use daily)] on hard, non-porous (inanimate) (environmental) restroom surfaces: glazed ceramic (restroom) tile, glazed porcelain, chrome, stainless steel and plastic surfaces associated with floors, walls, fixtures, toilets, urinals, sinks, shower rooms and locker rooms.

[(This product) (Product name)] is for use in work areas such as tool rooms and garages for odor control and light duty cleaning.

Great for use [(on) (in the)] [(kitchen), (bathroom), (floors) (and ) (other household areas)]. [(Removes) (eliminates)] odors. Deodorizes. Will not harm most surfaces.

[(This product) (Product name)] [(maximizes) (improves)] labor results by effectively controlling odors.

When used as directed, [(this product) (Product name)] will deodorize hard nonporous (inanimate) (environmental) surfaces in restroom and toilet areas, behind and under sinks and counters, garbage cans and garbage storage areas, and other places where bacterial growth can cause malodors.

[(This product) (Product name)] [(controls) (reduces) (eliminates) (neutralizes) (destroys)] odors to make your [(home) (kitchen) (bathroom)] sanitary.

[(This product) (Product name)] neutralizes musty and tough odors from smoke, pet accidents, and spills on contact.

[(This product) (Product name)] is specially formulated to effectively eliminate offensive odors caused by mold and mildew.

[(This product) (Product name)] is effective against odors caused by animal waste, septic tank or sewage backup, smoke, bathroom and kitchen odors.

[(This product) (Product name)] is for use on hard nonporous (inanimate) (environmental) surfaces in household and commercial humidifiers. Use (of (this product) (Product name)) will control unpleasant [(malodors) (odors)].

Humidifier Bacteria-Algae treatment is a bacteriostat which can control the build-up of bacteria and algae in water tanks of portable, (evaporative) humidifiers. (Not for use in CA)

[(This product) (Product name)] is a one-step cleaner and [(deodorant) (odor counteractant) (odor-neutralizer)] designed for [(general cleaning), (and) (disinfecting), (deodorizing) (and) controlling mold and mildew]] on hard, non-porous (inanimate) (environmental) surfaces.

[(This product) (Product Name)] cleans, disinfects and deodorizes surfaces by killing odor causing microorganisms and mold and mildew. Its non-abrasive formula is designed for use on (restroom surfaces): glazed ceramic (restroom) tile, glazed porcelain, chrome, stainless steel and plastic surfaces associated with floors, walls, fixtures, toilets, urinals, sinks, shower rooms, and locker rooms.

Kills odor causing bacteria in the [(kitchen) (bathroom)].

[(Malodor Activity) (Odor) (Counteractancy)] – [(eliminates) (destroys)] odors and odor-causing bacteria on hard nonporous (inanimate) (environmental) surfaces in restroom areas, behind and under sinks and counters, and storage areas (and other hard nonporous (inanimate) (environmental) surfaces) where bacterial growth can cause malodors.

Controls odors caused by bacteria found in waterbed uses.

Cleans everyday kitchen messes.

Cleans (non-food contact) (food contact) kitchen surfaces and food preparation areas.

One-step cleaner.

Cleans and shines.

Will not harm most surfaces.

For a cleaner, fresher household.

Removes stains.

Removes dirt.

Non-staining.

Clear formula. (Note: To be used only when no dyes present)

Cleans everyday kitchen messes like dirt, grease and food stains. Cuts through tough grease and grime.

Floor cleaner.

[(This product) (Product name)] provides effective cleaning strength that will not dull most metal-interlock floor finishes, and does not require a rinse prior to recoat.

[(This product) (Product Name)] is formulated to provide effective cleaning strength that will not dull high gloss floor finishes with repeated use.

[(This product) (Product name)] is for use in kitchens, bathrooms and other household areas.

[(This product) (Product name)] is a multi-surface cleaner, deodorizer and disinfectant. Use on windows, mirrors, and other non-food contact glass surfaces.

For use in households.

Use (this product) (Product name) to disinfect non-porous salon/barber tools instruments such as combs, brushes, clippers, plastic rollers, scissors, trimmers, razors, blades, tweezers, baths and manicure instruments, pedicure instruments, and footbath surfaces.

Use (this product) (Product name) to sanitize and disinfect non-porous salon/barber tools and instruments such as combs, brushes, clippers, scissors, plastic rollers, trimmers, razors, blades, tweezers, baths and manicure instruments, and pedicure instruments.

[(This product) (Product name)] is an effective antimicrobial cleaner designed for use by wholesale and retail florists, shippers and green houses.

When used as directed, [(this product) (Product name)] will disinfect hard, non-porous (inanimate) (environmental) surfaces such as flower buckets, floors and walls of coolers, design and packing benches, and countertops.

[(This product) (Product name)] can be relied on to deodorize coolers, buckets, garbage pails and other areas where obnoxious odors develop.

Use (this product) (Product name) to clean, disinfect and deodorize flower buckets, walls and floors of coolers, shippers, greenhouse packing areas, garbage pails and other areas where obnoxious odors develop.

[(This product) (Product name)] can be used as a general purpose antimicrobial detergent in florist shops, wholesale florist, shippers, greenhouse packing areas and other commercial floriculture places for efficient cleaning and antimicrobial action against certain bacteria which cause: (Not for use in California.)

1. Plugging of stems with slime, which reduces uptake of water for various flowers including roses, chrysanthemums, gladioli and tulips.
2. Production of ethylene gas, which can injure blooms of the various sensitive flowers including carnations, snapdragons, some orchids, baby's breath, sweet peas, freesia and alstroemeria.

[(This product) (Product Name)] is a general disinfectant. It will help in the control of fungal, bacterial and viral plant pathogens, bacterial and fungal leaf rots, slime forming fungi, and odor causing bacteria and algae. It is designed specifically for use where disease cross contamination may occur between plants.

Use [(this product) (Product name)] to clean, sanitize and disinfect hard non-porous (inanimate) (environmental) surfaces of personal protective safety equipment, protective headgear, athletic helmets, wrestling/boxing headgear, athletic shoe soles, hard hats, half mask respirators, full face breathing apparatus, gas masks, goggles, spectacles, headphones, face shields, hearing protectors and hard non-porous surfaces of ear muffs. Rinse all equipment that comes in prolonged contact with skin before reuse with clean warm water (about 120°F), and allow to air dry. (Precaution: Cleaning at 120°F temperature will avoid overheating and distortion of the personal safety equipment that would necessitate replacement.)

Use to clean and disinfect non-medical (i.e. industrial and fire fighting) respirators in industrial, commercial and institutional premises.

Use [(on) (to clean and disinfect)] non-porous athletic mats, wrestling mats, gymnastic mats, exercise equipment and training tables.

[(This product) (Product Name)] is efficient and stable in use dilution.

### DIRECTIONS FOR USE

*(Note to reviewer: Brackets [ ] indicate that one option within the brackets MUST be used in the final label text. Each option within the brackets is enclosed in a set of parenthesis ( ).)*  
*(Note to reviewer: The following statement will be used on all labels.)*

It is a violation of Federal Law to use [(this product) (Product name)] in a manner inconsistent with its labeling.

*(Note to reviewer: One of The following statements will be used on all labels with applicable use sites - ie, kitchens and food processing areas, except for fogging and food contact sanitization directions for use.)*

Before using [(this product) (Product name)], food products and packaging materials must be removed from the room or carefully protected. Do not use [(this product) (Product name)] to clean or disinfect glassware, utensils, dishes or interior surfaces of appliances.

OR

Before use in federally inspected meat and poultry food processing plants and dairies, food products and packaging materials must be removed from room or carefully protected.

OR

Before using [(this product) (Product name)], food products and packaging materials must be removed from the room or carefully protected.

**DISINFECTION PERFORMANCE IN INSTITUTIONS (Hospitals, Dental Offices, Nursing Homes, and Other Health Care Institutions) AND NON-MEDICAL FACILITIES (Households, Schools, Restaurants, Food Services, Dairies, Farms, Beverage and Food Processing Plants and Other Non-Medical Facilities):** At 5 oz (of this product) (product name) per (one) (1) gallon of water use level (or equivalent use dilution) (488 ppm active) and with a 10-minute contact time, [(this product) (Product name)] (exhibits effective disinfectant activity) (is bactericidal according to the AOAC Use Dilution Test method) on hard non-porous (inanimate) (environmental) surfaces against the following:

*Corynebacterium ammoniagenes* (ATCC 6872)  
*Enterobacter aerogenes* (ATCC 13408)  
*Enterococcus faecalis* (ATCC 29212)  
*Enterococcus faecalis* (Vancomycin resistant) - VRE (ATCC 51299)  
*Escherichia coli* (ATCC 11229)  
*Klebsiella pneumoniae* (ATCC 4352)  
*Legionella pneumophila* (ATCC 33153)

*Proteus mirabilis* (ATCC 9240)  
*Pseudomonas aeruginosa, PRD-10* (ATCC 15442)  
*Salmonella enterica* (ATCC 10708)  
*Salmonella schottmuelleri* (ATCC 8759)  
*Serratia marcescens* (ATCC 14756)  
*Shigella dysenteriae* (ATCC 11835)  
*Staphylococcus aureus* (Methicillin resistant) (ATCC 33592)  
*Staphylococcus aureus* (Vancomycin resistant) - VISA (HIP 5836)  
*Staphylococcus aureus* (ATCC 6538)  
Community Associated Methicillin Resistant *Staphylococcus aureus* (CA-MRSA)  
*Streptococcus faecalis*  
*Streptococcus salivarius* (ATCC 7073)

**VIRUCIDAL \* PERFORMANCE:** At 5 ounces (of [this product] [product name]) per (one) (1) gallon of water use level (or equivalent use dilution) (488 ppm active), (this product) (Product name) was evaluated in the presence of 5% serum with a 10-minute contact time and found to be effective against the following viruses on hard, non-porous (inanimate) (environmental) environmental surfaces:

Avian Influenza A (H5N1) virus  
Adenovirus Type 2 (causative agent of upper respiratory infections)  
Herpes simplex, Type 1 (causative agent of fever blisters)  
Herpes simplex, Type 2  
HIV-1 (AIDS Virus)  
Human Coronavirus  
Influenza A (H1N1) virus (ATCC VR-1469)  
Influenza A2/Japan (representative of the common flu virus)

\*\*At 7.5 ounces (of [this product] [product name]) per (one) (1) gallon of water use level (or equivalent use dilution) (732 ppm active) and with a 10-minute contact time, (this product) (Product name) is effective against the following viruses on hard, non-porous (inanimate) (environmental) environmental surfaces:

Avian Influenza A/Turkey/Wisconsin virus (ATCC VR-798)  
Hepatitis B Virus (HBV)  
Hepatitis C Virus (HCV)

At 5 ounces (of [this product] [product name]) per (one) (1) gallon (or equivalent use dilution) (488 ppm active) in the presence of 5% blood serum and 400 ppm of hardness for a 2-minute contact time, (this product) (Product name) was found to be effective against HIV-1 (AIDS Virus).

At 7.5 ounces (of [this product] [product name]) per (one) (1) gallon of water (or equivalent use dilution) (732 ppm active) in the presence of 5% organic load, (this product) (Product name) was proven to be effective against (Duck) Hepatitis B V with a contact time of 10 minutes. (The description "Duck" must be used in California)

At 7.5 ounces (of [this product] [product name]) per (one) (1) gallon of water (or equivalent use dilution) (732 ppm active) in the presence of 5% organic load, (this product) (Product name) was proven to be effective against Bovine viral diarrhea virus (BVDV) (Surrogate for human Hepatitis C virus) with a contact time of 10 minutes.

At 7.5 ounces (of [this product] [product name]) per (one) (1) gallon of water (or equivalent use dilution) (732 ppm active) in the presence of 5% organic load, (this product) (Product name) was proven to be effective against (Duck) Hepatitis B Virus and Bovine viral diarrhea virus (BVDV) (Surrogate for human Hepatitis C virus) with a contact time of 10 minutes. (The description "Duck" must be used in California)

**NON-FOOD CONTACT SANITIZING PERFORMANCE:** At 7.5 oz (of [this product] (product name)) per (one) (1) gallon of water use level (or equivalent use dilution) (732 ppm active), [(this product) (Product name)] is an effective one-step sanitizer with a 60-

second contact time against the following on hard non-porous (inanimate) (environmental) surfaces:

*Staphylococcus aureus* (ATCC 6538)

*Klebsiella pneumoniae* (ATCC 4352)

**FUNGICIDAL PERFORMANCE:** At 5 ounces (of this product) (product name) per (one) (1) gallon of water use level (or equivalent use dilution) (488 ppm active) and with a 10-minute contact time, [(this product) (Product name)] is effective against the following on pre-cleaned hard non-porous (inanimate) (environmental) surfaces (such as locker rooms, dressing rooms, shower and bath areas and exercise facilities):

*Trichophyton mentagrophytes* (ATCC 9533) (athlete's foot fungus) (a cause of Ringworm) (a cause of Ringworm of the foot)  
*Aspergillus niger* (ATCC 6275)

**PREPARATION OF DISINFECTION/VIRUCIDAL\*/FUNGICIDAL USE SOLUTION:** For heavily soiled areas, a preliminary cleaning is required. Pre-clean all surfaces when used as a fungicide. [(Add) (Mix)] [(5 ounces) (\*\*7.5 ounces) ((a) (one)) (5- ) (\*\*7.5- ) ounce packet)] (of this product) (product name) [(per) (to) (with)] (one) (1) gallon of water (or equivalent use dilution) (488 ppm active) (\*\*732 ppm active) to disinfect hard, non-porous (inanimate) (environmental) surfaces. Apply use solution using a brush, cloth, mop, sponge, paper towel, auto scrubber or foam gun (device), or mechanical spray device (hand pump) coarse pump or trigger spray device) or by immersion so as to thoroughly wet surface and rub. For sprayer applications, spray 6-8 inches from surface. Do not breathe spray. Allow surfaces to remain wet for 10 minutes. (Rinse) (Wipe up excess liquid) (Allow to air dry). (Rinsing of floors is not necessary unless they are to be waxed or polished.) (Rinse all treated surfaces that come in contact with food such as countertops, appliances, tables and stovetops with potable water before reuse.) Change cloth, sponge or towels frequently to avoid redeposition of soil. (Fresh solution must be prepared) (Prepare a fresh solution) at least daily or (more often if use solution) (when use solution) becomes visibly (dirty) (diluted) (soiled). (\*\*Note to reviewer: Use of higher dilution rate is required for additional organisms.)

**\*VIRUCIDAL PERFORMANCE:** For heavily soiled areas, a preliminary cleaning is required. Apply [(\*\*7.5 ounces) ((a) (one)) (\*\*7.5-ounce packet)] (of this product) (product name) [(per) (to) (with)] (one) (1) gallon of water (732 ppm active) (or equivalent use dilution) to surfaces, thoroughly wetting with a brush, cloth, mop, sponge, auto scrubber or mechanical spray device (hand pump) coarse pump or trigger spray device) or by immersion. For spray applications, spray 6-8 inches from surface. Do not breathe spray. Rub with brush, cloth, or sponge. Treated hard, non-porous (inanimate) (environmental) surfaces must remain wet for ten (10) minutes. [(Rinse) (Wipe up excess liquid (with a paper towel)) (Allow to air dry)]. Change cloth, sponge or towels frequently to avoid redeposition of soil. [(Change the solution) (A fresh solution must be prepared) (Prepare a fresh solution)] at least daily or [(more often if use solution) (when use solution)] becomes visibly [(dirty) (soiled) (diluted)].

**CLEANING AND DISINFECTION:** For heavily soiled areas, a pre-cleaning step is required. For one step cleaning and disinfecting, use [(5 ounces) (\*\*7.5 ounces) ((a) (one)) (5- ) (\*\*7.5- ) ounce packet)] (of this product) (product name) [(per) (to) (with)] (one) (1) gallon of water use solution (or equivalent use dilution) (488 ppm active) (\*\*732 ppm active). Apply use solution to hard nonporous (inanimate) (environmental) surfaces using a brush, sponge, cloth, mop, paper towel, auto scrubber or foam gun (device) or mechanical spray device (hand pump) coarse pump or trigger spray device) or by immersion so as to thoroughly wet surface and rub. For sprayer applications, spray 6-8 inches from surface. Do not breathe spray. Allow surfaces to remain wet for 10 (Rinse) (Wipe up excess liquid) (Allow to air dry). Change cloth, sponge or towels frequently to avoid redeposition of soil. (Fresh solution must be prepared) (Prepare

fresh solution) at least daily or (more often if use solution) (when use solution) becomes visibly (dirty) (soiled) (diluted). (\*\*Note to reviewer: Use of higher dilution rate is required for additional organisms.)

**FOR USE AS A ONE-STEP CLEANER/DISINFECTANT:** (\*\*Note to reviewer: Use of higher dilution rate is required for additional organisms.)

1. Pre-clean heavily soiled areas.
2. Apply use solution of [(5 ounces) (\*\*7.5 ounces) ((a) (one)) (5- ) (\*\*7.5- ) ounce packet)] (of this product) (product name) [(per) (to) (with)] (one) (1) gallon (488 ppm active) (\*\*732 ppm active) (or equivalent use dilution) to hard, non-porous (inanimate) (environmental) surfaces using a sponge, brush, cloth, mop, paper towel, auto scrubber or foam gun (device) or mechanical spray device (hand pump) coarse pump or trigger spray device) or by immersion and rub. For spray applications, spray 6-8 inches from surface. Do not breathe spray. (\*\*Note to reviewer: Only one use dilution will be used in this section in the final commercial label.)
3. To disinfect, all surfaces must remain wet for ten (10) minutes.
4. (Rinse) (Wipe up excess liquid) (Allow to air dry).
5. Change cloth, sponge or towels frequently to avoid redeposition of soil. (Fresh solution must be prepared) (Prepare fresh solution) at least daily or (more often if use solution) (when use solution) becomes visibly (dirty) (soiled) (diluted).

**PREPARATION OF NON-FOOD CONTACT SANITIZER USE SOLUTION:** For heavily soiled areas, a preliminary cleaning is required. [(Add) (Mix)] [(7.5 ounces) ((a) (one)) (7.5-ounce packet)] (of this product) (Product name) [(to) (with)] (one) (1) gallon of water (or equivalent use dilution) (732 ppm active). Apply sanitizer use solution to hard, non-porous (inanimate) (environmental) non-food contact surfaces with a brush, cloth, mop, sponge, auto scrubber, mechanical spray device (hand pump) coarse pump or trigger spray device) or by immersion so as to thoroughly wet surface to be sanitized. For sprayer applications, spray 6-8 inches from surface. Do not breathe spray. Rub with brush, cloth, or sponge. Treated surfaces must remain wet for 60 seconds. [(Rinse) (Wipe up excess liquid (with a paper towel)) (Allow to air dry)]. Change cloth, sponge or towels frequently to avoid redeposition of soil. [(Change the solution) (A fresh solution must be prepared) (Prepare a fresh solution)] at least daily or [(more often if use solution) (when use solution)] becomes visibly [(dirty) (soiled) (diluted)].

**TO SANITIZE (AND DEODORIZE):** For heavily soiled areas, a preliminary cleaning is required. Apply sanitizer use solution of [(7.5 ounces) ((a) (one)) (7.5-ounce packet)] (of this product) (Product Name) per (one) (1) gallon of water to hard, non-porous (inanimate) (environmental) non-food contact surfaces (such as exterior surfaces of, coolers, ice chests, refrigerator meat and vegetable and eggs bins, Tupperware®, kitchen equipment like food processors, blenders, and other utensils), thorough wetting as required. Apply with a brush, cloth, mop, sponge, auto scrubber, mechanical spray device (hand pump) coarse pump or trigger spray device) or by immersion. For sprayer applications, spray 6-8 inches from surface. Do not breathe spray. Rub with brush, cloth, or sponge. Let stand for 1 minutes. [(Rinse) (Wipe up excess liquid (with a paper towel)) (Allow to air dry)]. Change cloth, sponge or towels frequently to avoid redeposition of soil. [(Change the solution) (A fresh solution must be prepared) (Prepare a fresh solution)] at least daily or [(more often if use solution) (when use solution)] becomes visibly [(diluted) (soiled) (dirty)].

**FOR DISINFECTING HARD, NON-POROUS (INANIMATE) SURFACES AGAINST AVIAN INFLUENZA A (H5N1) VIRUS:** For use in homes, hospitals, hotels, motels, schools and other non-animal use sites, follow the [(INSTITUTIONAL DISINFECTANT DIRECTIONS) (PREPARATION OF DISINFECTION/VIRUCIDAL\*/FUNGICIDAL USE SOLUTION)] directions. (OR) For

use in animal housing facilities, follow the **SPECIAL INSTRUCTIONS FOR INACTIVATING AVIAN INFLUENZA A (H5N1) VIRUS** in the Animal Premise section. **DISINFECTION/FUNGICIDAL/VIRUCIDAL\* DILUTION CHART** (Note: To be used with 5 oz. per 1 gallon of water dilution rate)

Ounces of Product	Amount of Water
1.25 ounce	1 quart
2.5 ounces	½ gallon
5 ounces	1 gallon
15 ounces	3 gallons
25 ounces	5 gallons
50 ounces	10 gallons

**DISINFECTION/FUNGICIDAL/VIRUCIDAL\* DILUTION CHART** (Note: To be used with 7.5 oz. per 1 gallon of water dilution rate)

Ounces of Product	Amount of Water
1.875 ounces	1 quart
3.75 ounces	½ gallon
7.5 ounces	1 gallon
15 ounces	2 gallons
37.5 ounces	5 gallons
75 ounces	10 gallons

**DILUTION TABLE:**

- For Disinfection claims 5 oz/1 gal. water
- For Virucidal\* claims 5 -\*\*7.5 oz/1 gal. water
- For Animal Virucidal\* claims 5 -\*\*7.5 oz/1 gal. water
- For Non-Food Contact Sanitizing claims 7.5 oz/1 gal. water
- For Fungicidal claims 5 oz/1 gal. water

**HOSPITAL/HEALTH CARE /INSTITUTIONAL**

(Note for reviewer: For labels that list medical premises and metal and/or stainless steel surfaces, one of the following FDA/EPA Memorandum of Understanding statements must be used.)

[(This product) (Product name)] is not to be used as a terminal sterilant/high-level disinfectant on any surface or instrument that (1) is introduced directly into the human body, either into or in contact with the bloodstream or normally sterile areas of the body, or, (2) contacts intact mucous membranes but which does not ordinarily penetrate the blood barrier or otherwise enter normally sterile areas of the body. [(This product) (Product name)] can be used to preclean or decontaminate critical or semi-critical medical devices prior to sterilization or high-level disinfection.

(Or)

[(Not for use on medical devices or medical equipment surfaces) [(This product) (Product name)] is not for use on Medical device surfaces].

**INSTITUTIONAL DISINFECTANT DIRECTIONS (Hospitals, Dental Offices, Nursing Homes, and Other Health Care Institutions):** For heavily soiled areas, a pre-cleaning step is required. For disinfecting hard, non-porous (inanimate) (environmental) surfaces such as floors, walls, countertops, bathing areas, lavatories, bed frames, tables, chairs, garbage pails, [(add) (mix)] [(5 ounces) (\*\*7.5 ounces) ((a) (one) (5-) (\*\*7.5-) ounce packet)] (of (this product) (product name)) [(per) (to) (with)] [(one) (1) gallon of water (488 ppm active) (\*\*732 ppm active) (or equivalent use dilution) to disinfect hard, non-porous (inanimate) (environmental) surfaces. Apply use solution to surfaces, thoroughly wetting surfaces with a brush, cloth, mop, sponge, auto scrubber, mechanical spray device ((hand pump) coarse pump or trigger spray device) or by immersion. For sprayer applications, spray 6-8 inches from surface. Do not breathe spray. Rub with brush,

cloth, or sponge. treated surfaces must remain wet for 10 minutes. [(Rinse) (Wipe up excess liquid (with a paper towel)) (Allow to air dry)]. Change cloth, sponge or towels frequently to avoid redeposition of soil. [(Change the solution) (A fresh solution must be prepared) (Prepare a fresh solution)] at least daily or [(more often if use solution) (when use solution)] becomes visibly [(dirty) (soiled) (diluted)].

**\*KILLS HIV, HCV AND HBV ON PRECLEANED ENVIRONMENTAL SURFACES/OBJECTS PREVIOUSLY SOILED WITH BLOOD/BODY FLUIDS** in health care settings or other settings in which there is an expected likelihood of soiling of hard nonporous (inanimate) (environmental) surfaces/objects with blood or body fluids and in which the surfaces/objects likely to be soiled with blood or body fluids can be associated with the potential for transmission of human immunodeficiency virus Type 1 (HIV-1) (associated with AIDS), Hepatitis B virus (HBV) and Hepatitis C virus (HCV).

**"SPECIAL INSTRUCTIONS FOR CLEANING AND DECONTAMINATION AGAINST HIV-1, HCV AND HBV ON SURFACES/OBJECTS SOILED WITH BLOOD/BODY FLUIDS."**

**Personal Protection:** [(Clean up must always be done wearing protective latex gloves, gowns, masks and eye protection) (Specific barrier protection items to be used when handling items soiled with blood or body fluids are disposable latex gloves, gow masks and eye protection)].

**Cleaning Procedure:** Blood and other body fluids (containing HIV-1, HBV and HCV) must be thoroughly cleaned from hard nonporous (inanimate) (environmental) surfaces and objects before application of [(this product) (product name) (the disinfectant)].

**Disposal of Infectious Materials:** Blood and other body fluids, cleaning materials and clothing must be autoclaved and disposed of according to federal, state and local regulations for infectious waste disposal.

**Contact Time:** Leave surfaces wet with 5 ounces (of (this product) (product name)) per (one) (1) gallon of water solution (488 ppm active) (or equivalent use dilution) for 2 minutes for HIV. This contact time will not control other common types of viruses and bacteria. Leave surfaces wet with 7.5 ounces (of (this product) (product name)) per (one) (1) gallon of water (732 ppm active) (or equivalent use dilution) for ten minutes for HBV and HCV.

**SURGICAL INSTRUMENT PRESOAK:** Add [(5 ounces) (\*\*7.5 ounces) ((a) (one) (5-) (\*\*7.5-) ounce packet)] (of (this product) (product name)) [(per) (to) (with)] (one) (1) gallon of water (or equivalent use dilution) (488 ppm active) (\*\*732 ppm active). Place pre-cleaned instruments in solution to presoak surgical instruments for a minimum of 10 minutes, then proceed with normal sterilization procedure. [(A fresh solution must be prepared) (Prepare a fresh solution)] at least daily or [(more often if use solution) (when use solution)] becomes visibly [(dirty) (soiled) (diluted)].

**Note:** Plastic instruments can remain immersed until sterilization. Metal instruments must be removed after 10 minutes, rinsed, dried, and kept in a clean non-contaminated receptacle until sterilization. Prolonged soaking will cause damage to metal instruments. Surgical instruments must be sterilized before use.

**ULTRASONIC BATH DISINFECTANT/FUNGICIDAL DIRECTIONS:** Pre-clean heavily soiled objects. Preclean all surfaces when used as a fungicide. Use [(this product) (Product name)] to disinfect hard, non-porous (inanimate) (environmental) non-critical objects compatible with Ultrasonic cleaning units. Pour a fresh solution of [(5 ounces) (\*\*7.5 ounces) ((a) (one) (5-) (\*\*7.5-) ounce packet)] (of (this product) (product name)) [(per) (to) (with)] (one) (1) gallon of water (or equivalent use dilution) (488 ppm active) (\*\*732 ppm active) directly into bath chamber. Place objects into unit and

operate for a minimum of 10 minutes (according to manufacturers' use directions). [(Remove objects and [(wash) (rinse)] with sterile water (for injection)) (Allow to air dry)]. [(Change the solution) (A Fresh solution must be prepared) (Prepare a fresh solution)] at least daily or [(more often if use solution) (when use solution)] becomes visibly [(dirty) (soiled) (diluted)].

**FOR DISINFECTING/FUNGICIDAL HARD, NON-POROUS (INANIMATE) (ENVIRONMENTAL) SURFACES ON PERSONAL PROTECTIVE EQUIPMENT (RESPIRATORS):** Pre-clean all surfaces when used as a fungicide. To remove body oils, dead tissue, soil and all other buildups or organic matter on hard nonporous (inanimate) (environmental) surfaces after using the unit, drain the water and refill with fresh water to just cover the intake valve. Add [(5 ounces) (\*\*7.5 ounces) (((a) (one)) (5- ) (\*\*7.5- ) ounce packet)] (of (this product) (product name)) [(per) (to) (with)] ((one) (1)) gallon of water (or equivalent use dilution) (488 ppm active) (\*\*732 ppm active) in the unit at this point. Briefly start the pump to circulate the solution. Turn off pump. Wash down the unit sides, seat of the chair lift, and any/all related equipment with a clean swab, brush or sponge. [(Product to surface contact time must be at least) (Treated surfaces must remain wet for)] 10 minutes for proper disinfection. After the unit has been thoroughly disinfected, drain solution from the unit and rinse any/all cleaned/disinfected surfaces with fresh water. The unit is ready for reuse.

**CLEANING AND DISINFECTING HARD, NON-POROUS (INANIMATE) (ENVIRONMENTAL) SURFACES ON PERSONAL PROTECTIVE EQUIPMENT (RESPIRATORS):** Pre-clean equipment if heavily soiled to ensure proper surface contact. Apply a [(5 ounces) (\*\*7.5 ounces) (((a) (one)) (5- ) (\*\*7.5- ) ounce packet)] (of (this product) (product name)) [(per) (to) (with)] ((one) (1)) gallon of water (488 ppm active) (\*\*732 ppm active) (or equivalent use dilution). Gently mix for uniform solution. Apply solution to hard, non-porous (inanimate) (environmental) surfaces of the respirator with a brush, cloth, mop, sponge, auto scrubber, mechanical spray device (hand pump) coarse pump or trigger spray device) or by immersion. Thoroughly wet all surfaces to be disinfected. For spray applications, spray 6-8 inches from surface. Do not breathe spray. Rub with brush, cloth, or sponge. Treated surfaces must remain wet for ten (10) minutes. Remove excess solution from equipment prior to storage. Change cloth, sponge or towels frequently to avoid redeposition of soil. [(Change the solution) (A fresh solution must be prepared) (Prepare a fresh solution)] at least daily or [(more often if use solution) (when use solution)] becomes visibly [(dirty) (soiled) (diluted)]. The user must comply with all OSHA regulations for cleaning respiratory protection equipment (29 CFR § 1910.134).

#### SANITIZER DIRECTIONS FOR NON-FOOD CONTACT SURFACES IN INSTITUTIONAL FACILITIES

**ULTRASONIC BATH SANITIZER DIRECTIONS:** Pre-clean soiled objects. Use ((this product) (Product name)) to sanitize hard, non-porous, (inanimate) (environmental) non-critical objects compatible with Ultrasonic cleaning units. Pour a fresh solution of [(7.5 ounces) (((a) (one)) 7.5-ounce packet)] (of (this product) (product name)) [(per) (to) (with)] ((one) (1)) gallon of water (or equivalent use dilution) (732 ppm active) directly into bath chamber. Place objects into unit and operate for a minimum of [(60 seconds) (1 minute)] (according to manufacturers' use directions). [(Remove objects and rinse with sterile water (for injection)) (Allow to air dry)]. [(Change the solution) (A Fresh solution must be prepared) (Prepare a fresh solution)] at least daily or [(more often if use solution) (when use solution)] becomes visibly [(dirty) (soiled) (diluted)].

**Note:** [(This product) (product name)] in its use solution is compatible with stainless steel, aluminum and most other hard nonporous (inanimate) (environmental) surfaces.

Before product use, it is recommended that you apply product to a smaller test area to determine compatibility before proceeding with its use.

**SANITIZATION OF HARD, NON-POROUS (INANIMATE) (ENVIRONMENTAL) SURFACES ON PERSONAL PROTECTIVE EQUIPMENT (RESPIRATORS):** Add [(7.5 ounces) (((a) (one)) 7.5-ounce packet)] (of (this product) (product name)) [(per) (to) (with)] ((one) (1)) gallons of water (or equivalent use dilution) (732 ppm active). Gently mix for uniform solution. Apply solution to hard, non-porous (inanimate) (environmental) surfaces of the respirator with a brush, cloth, mop, sponge, auto scrubber or mechanical spray device ((hand pump) coarse pump or trigger spray device) or by immersion. Thoroughly wet all surfaces to be sanitized. Treated surfaces must remain wet for (one) (1) minute. Remove excess solution from equipment prior to storage. Change cloth, sponge or towels frequently to avoid redeposition of soil. [(Change the solution) (A fresh solution must be prepared) (Prepare a fresh solution)] at least daily or [(more often if use solution) (when use solution)] becomes visibly [(dirty) (soiled) (diluted)].

#### FOOD PROCESSING PREMISES

**DIRECTIONS FOR FOOD PROCESSING PLANTS:** For use on non-food contact hard nonporous (inanimate) (environmental) surfaces such as floors, walls, tables, garbage cans and disposal areas. Follow the [(PREPARATION OF DISINFECTION USE SOLUTION)] (\*\*PREPARATION OF DISINFECTION/VIRUCIDAL\*/FUNGICIDAL U. SOLUTION)] use directions.

**DIRECTIONS FOR FOOD STORAGE AREAS:** For use on non-food contact hard nonporous (inanimate) (environmental) surfaces such as shelves, floors, walls and tables. Follow the [(PREPARATION OF DISINFECTION USE SOLUTION)] (\*\*PREPARATION OF DISINFECTION/VIRUCIDAL\*/FUNGICIDAL USE SOLUTION)] use directions.

#### FOR USE AS A CLEANER/DISINFECTANT IN FOOD PROCESSING PLANTS:

1. For heavily soiled areas, thoroughly clean surface prior to disinfecting.
  2. Apply use solution of [(\*\*7.5 ounces) (5 ounces) (((a) (one)) (5- ) (\*\*7.5- ) ounce packet)] (of (this product) (Product Name)) [(to) (with) (per)] (one) (1) gallon of water (488 ppm active) (\*\*732 ppm active) (or equivalent use dilution) evenly over hard nonporous (inanimate) (environmental) surfaces using a brush, cloth, mop, sponge, auto scrubber or mechanical spray device (hand pump) coarse pump or trigger spray device) or by immersion. Be sure to wet all surfaces thoroughly. For spray applications, spray 6-8 inches from surface. Do not breathe spray. Rub with brush, cloth, or sponge.
  3. Allow product to remain on surface for ten (10) minutes.
  4. [(Wipe with clean cloth, sponge or paper towel) (Wipe up excess liquid (with paper towel))]. Change cloth, sponge or towels frequently to avoid redeposition or soil.
  5. When disinfecting food contact surfaces used for food preparation, rinse surfaces thoroughly with potable water. [(This product) (Product Name)] must not be used to clean the following surfaces: utensils, glassware, dishes or interior surfaces of processing equipment.
  6. [(Change the solution) (A fresh solution must be prepared) (Prepare a fresh solution)] at least daily or [(more often if use solution) (when use solution)] becomes visibly [(dirty) (soiled) (diluted)].
- TO DISINFECT FOOD-PROCESSING AND TOBACCO PREMISES:** For heavily soiled areas, a pre-cleaning step is required. For use on floors, walls, storage areas and other hard nonporous (inanimate) (environmental) surfaces, [(add) (mix)] [(\*\*7.5 ounces) (5 ounces) (((a) (one)) (5- ) (\*\*7.5- ) ounce packet)] (of (this product) (Product Name))

use dilution) (488 ppm active) into drain during time of lowest level of drain use. Add 14 ounces of solution daily to each drain to maintain fly control. Apply around the edge of the drain and coat all sides of inside of drain. Repeat application 1-2 times per week or as needed. Do not contaminate food and food packaging.

**MUSHROOM FARM INDUSTRY USE DIRECTIONS**

**Site Preparation:** The first step in any on-going sanitation program must be the removal of gross contamination and debris. This may be accomplished by using a shovel, broom, or vacuum, depending on the area to be disinfected.

**Disinfection:** For heavily soiled areas, preclean first. Use a [(\*\*7.5 ounces) (5 ounces) ((a) (one)) (5- ) (\*\*7.5- ) ounce packet)] (of (this product) (Product Name)) [(to) (with) (per)] (one) (1) gallon of water use solution (488 ppm active) (\*\*732 ppm active) (or equivalent use dilution). Wet all hard nonporous (inanimate) (environmental) surfaces thoroughly. Treated surfaces must remain wet for 10 minutes. Let air-dry. Prepare a fresh solution for each use.

**For Heavy Duty Cleaning:** When greater cleaning is desired, use a 10.25-ounce (of (this product) (Product name)) per (one) (1) gallon of water (or equivalent dilution) use solution. Heavily soiled areas will require repeated cleaning before treatment.

**DO NOT APPLY TO THE MUSHROOM CROP, COMPOST OR CASING.** Rir treated surfaces with potable water before they contact the crop, compost or casing.

**All surfaces must be cleaned and disinfected in accordance with label direction prior to fogging. Fogging is an adjunct or supplement to normal cleaning and disinfection procedures and practices.**

**DIRECTIONS FOR FOGGING IN DAIRIES, BEVERAGE AND FOOD PROCESSING PLANTS:** Prior to fogging, food products and packaging material must be removed from the room or carefully protected. After cleaning, fog desired areas using 1 quart per 1000 cubic feet of room area with a solution containing 12.5 ounces of product to 1 gallon of water (or equivalent use dilution) (1,220 ppm active). Wear a dust mist respirator when mixing the use solution and pouring it into the fogging apparatus. Vacate the area of all personnel during fogging and for a minimum of 2 hours after fogging and a minimum of 4 air exchanges (ACH) per hour in the facility. All food contact surfaces must be sanitized with an EPA approved food contact sanitizer solution prior to use. [(All food contact surfaces must be thoroughly rinsed prior to reuse with potable water) (Allow food contact surfaces to drain thoroughly before operations are resumed)].

**Note:** The fog generated is irritating to the eyes, skin and mucous membranes. Under no circumstances must a room or building be entered by anyone within two hours of actual fogging and a minimum of 4 air exchanges (ACH) per hour in the facility. If a building must be entered, then the individuals entering the building must wear a self-contained respirator approved by NIOSH/MSHA, goggles, long sleeves and long pants.

**SANITIZER DIRECTIONS FOR NON-FOOD CONTACT SURFACES IN FOOD PROCESSING FACILITIES**

**SHOE (BOOT) BATH SANITIZER DIRECTIONS:** To prevent cross contamination from area to area in animal areas, and the packaging and storage areas of food plants, shoe baths containing one inch of freshly made sanitizing solution must be placed at all entrances to buildings, hatcheries and at all the entrances to the production and packaging rooms. Scrape waterproof shoes and place in a 7.5-ounce (of (this product) (Product name)) per (one) (1) gallon of water (or equivalent use dilution) (732 ppm active) use solution for (60 seconds) (1 minute) prior to entering area. [(Change the sanitizing solution in the bath) (A fresh solution must be prepared) (Prepare a fresh

use dilution) (488 ppm active) (\*\*732 ppm active) (or equivalent use dilution). Apply solution with a brush, mop, cloth, sponge, auto scrubber, mechanical spray device (hand pump) coarse pump or trigger spray device) or by immersion so as to wet all surfaces thoroughly. For spray applications, spray 6-8 inches from surface. Rub with brush, sponge, or cloth. Allow surface to remain wet for 10 minutes. [(Then remove excess liquid (with a paper towel) and rinse the surface with potable water) (After use, all surfaces in the area must be thoroughly rinsed with potable water)]. Change cloth, sponge or towels frequently to avoid redeposition of soil. [(Change the solution) (A Fresh solution must be prepared) (Prepare a fresh solution)] at least daily or [(more often if use solution) (when use solution)] becomes visibly [(diluted) (soiled) (dirty)].

**FOR USE ON NON-FOOD CONTACT SURFACES AS A DISINFECTANT IN THE BREWERY INDUSTRY:** Follow the [(DIRECTIONS FOR FOOD PROCESSING PLANTS) (FOR USE AS A CLEANER/DISINFECTANT IN FOOD PROCESSING PLANTS) (TO DISINFECT FOOD-PROCESSING AND TOBACCO PREMISES)] use directions.

**DISINFECTING POTATO STORAGE AREA AND EQUIPMENT:** Remove all potatoes prior to disinfection of potato storage area and equipment. Follow the [(DIRECTIONS FOR FOOD PROCESSING PLANTS) (FOR USE AS A CLEANER/DISINFECTANT IN FOOD PROCESSING PLANTS) (TO DISINFECT FOOD-PROCESSING AND TOBACCO PREMISES)] use directions.

**FOR CONTROL OF DROSOPHILA SPP. AND PHORIDAE FAMILY OF FLIES ON NON-FOOD CONTACT SURFACES:** To control flies on hard non porous non-food contact (inanimate) (environmental) surfaces such as floors, walls, countertops, metal surfaces, painted surfaces, glazed porcelain, glazed tile, glass, chrome, rubber, and plastic in restaurants, bars, kitchens, dishwashing areas, bar and wait station areas and other food storage areas. After removing gross filth, apply a solution of [(5 ounces) ((a) (one)) 5-ounce packet)] (of (this product) (Product name)) per (one) (1) gallon of water (or equivalent use dilution) (488 ppm active) to surfaces and locations where flies breed. Spray surfaces thoroughly or apply by pouring, mopping or sponging onto the surface. Allow surface to remain wet for 10 minutes. Repeat application 1-2 times per week or as needed. Do not contaminate food and food packaging.

**FOR CONTROL OF SMALL FLIES IN DRAINS:** For control of small flies: Drosophila spp. and the Phoridae family. Spray or pour solution of [(5 ounces) ((a) (one)) 5-ounce packet)] (of (this product) (Product name)) per (one) (1) gallon of water (or equivalent

solution]] at least daily or [[more often if use solution) (when use solution)] becomes visibly [[dirty) (soiled) (diluted)].

**FOR FOOT DIP OF WATER PROOF FOOTWEAR:** Use [(this product) (Product name)] at 7.5 ounces per (one) (1) gallon of water in foot dip tray. Shoe baths must contain at least 1 inch of freshly made solution and placed at the entrances to buildings. Scrape shoes and place in diluted solution for (1) (one) minute before entering building. [(Change the sanitizing solution in the bath) (A fresh solution must be prepared) (Prepare a fresh solution)] at least daily or [(more often if use solution) (when use solution)] becomes visibly [(dirty) (soiled) (diluted)].

**SHOE FOAM DIRECTIONS:** To prevent cross contamination from area to area in animal areas, and the packaging and storage areas of food plants, apply a foam layer approximately 0.5 to 2 inches thick made from a solution of 7.5 to 11.125 ounces (of this product) (Product Name) per (one) (1) gallon of water (or equivalent use dilution) (732 to 1098 ppm active) at all entrances to buildings, hatcheries, production and packaging rooms by using a foam generating machine or aerator to apply foam layer. Follow the foaming directions as specified by the manufacturer of the foam generator/aerator. Scrape waterproof shoes. Stand and/or walk through foamed area for (60 seconds) (1 minute) prior to entering area. Foam area must be washed and replaced at least daily or when it appears visibly [(dirty) (soiled) (diluted)].

**SHOE SPRAY SANITIZING DIRECTIONS:** For heavily soiled work boots (shoes) scrape (wipe) with brush, sponge or cloth or Neat Feet Clean Solution Welcome Mat to remove excess filth (dirt).

1. Hold pre-mixed sanitizer solution of 7.5 ounces per (one) (1) gallon of water 4-6 inches away from sole of (waterproof) work boot (shoe).
2. Lightly spray to thoroughly wet entire surface.
3. Repeat procedure on other sole.
4. Treated surfaces must remain wet for (1) (one) minute.
5. [(Allow to air dry) (Wipe up) (Absorb) excess product (with clean cloth) (by stepping on Neat Feet Clean Shoe Solution Welcome Mat)].

*(For food processing or other facilities that have installed entryway sanitizing systems.)*

**ENTRYWAY SANITIZING SYSTEMS:** To prevent cross contamination from area to area, set the system to deliver sanitizing solution of 7.5 oz. (of this product) (Product Name) per (one) (1) gallon of water (or equivalent use dilution) (732 ppm active). The [(spray) (foam)] must cover the entire path of the doorway. Set the system so that a continuous wet blanket of sanitizer solution is delivered to the floor.

Do not mix other foam additives to the sanitizing solution.

## ANIMAL PREMISES

*(Note to reviewer: The following statement will be used with all of the use directions in this section except terrarium and small animal cage, reptile tank and fogging directions.)*

*(\*\*Note to reviewer: Use of higher dilution rate is required for virucidal organisms.)*

Prior to use (of this product) (Product Name)), cover or remove all food and packaging material before disinfection and remove all animals and feeds from [(premises) (areas to be treated)], animal transportation vehicles (trucks, cars), and enclosures (coops, crates, kennels, stables). Remove all litter, droppings and manure from floors, walls and surfaces of barns, pens, stalls, chutes and other surfaces of facilities and fixtures occupied or traversed by poultry or other animals. Empty all troughs, racks and other feeding and watering appliances. Thoroughly clean surfaces with soap or detergent and rinse with water.

**ANIMAL PREMISE VIRUCIDAL\* PERFORMANCE:** At a 5 ounces (of this product) (Product Name) per (one) (1) gallon of water use level (or equivalent use dilution) (488

ppm active), [(this product) (Product name)] was evaluated (and found to be effective in the presence of 5% blood serum) and with a 10-minute contact time against the following viruses on hard, non-porous (inanimate) (environmental) surfaces:

- Avian Influenza A (H5N1) virus
- Canine Coronavirus
- Vaccinia Virus (representative of the pox virus group)

\*\*At 7.5 ounces (of this product) (product name) per (one) (1) gallon of water use level (or equivalent use dilution) (732 ppm active) and with a 10-minute contact time, [(this product) (Product name)] is effective against the following:

- Avian Influenza A/Turkey/Wisconsin virus
- Avian Reovirus (ATCC VR-2449)
- Bovine Viral Diarrhea Virus (ATCC VR-534)
- Canine Distemper virus
- Equine Arteritis Virus
- Infectious Avian Laryngotracheitis virus
- Infectious Bovine Rhinotracheitis virus (IBR)
- Infectious Bronchitis Virus
- Newcastle disease virus
- Porcine Respiratory & Reproductive virus (PRRSV)
- Porcine Rotavirus
- Pseudorabies virus
- Transmissible Gastroenteritis (TGE) virus

**SITE PREPARATION:** The first step in any on-going sanitation program must be the removal of gross contamination and debris. This can be accomplished using a shovel, broom, or vacuum depending on the area to be disinfected. The efficacy of even the most efficient germicidal cleaner is reduced in the presence of heavy organic matter. Once the heavy debris is eliminated thoroughly clean all surfaces with soap or detergent and rinse with water.

**GENERAL APPLICATION USE DIRECTIONS:** [(Saturate with) (Use) (Apply)] disinfecting or virucidal\* solution of [(5 ounces) (\*\*7.5 ounces) ((a) (one)) (5-) (\*\*7.5-) ounce packet)] (of this product) (product name) [(per) (to) (with)] (one) (1) gallon of water (or equivalent use dilution) (488 ppm active) (\*\*732 ppm active) to hard nonporous (inanimate) (environmental) surfaces so as to wet thoroughly. Apply by cloth, mop, brush, sponge, auto scrubber, mechanical spray device ((hand pump) coarse pump or trigger spray device) or by immersion. For spray applications, spray 6-8 inches from surface. Do not breathe spray. Rub with brush, cloth, or sponge. Allow surfaces to remain wet for a period of 10 minutes. Immerse all halters, and other types of hard nonporous (inanimate) (environmental) equipment used in handling and restraining animals, as well as forks, shovels, and scrapers used for removing litter and manure the use solution. Ventilate buildings, coops and other closed spaces. Do not house (animals) (livestock) or employ equipment until treatment has been absorbed, set or dried. Thoroughly scrub all treated feed racks, troughs, automatic feeders, fountains and waterers and other treated equipment which can contact food or water with soap or detergent, and rinse with potable water before reuse. Change cloth, sponge or towels frequently to avoid redeposition of soil. [(Change the solution) (A Fresh solution must be prepared) (Prepare a fresh solution)] at least daily or [(more often if use solution) (when use solution)] becomes visibly [(dirty) (soiled) (diluted)].

**VETERINARY CLINICS/ANIMAL LIFE SCIENCE LABORATORY/ANIMAL CARE FACILITIES/ANIMAL RESEARCH CENTERS/ANIMAL LABORATORY/ANIMAL QUARANTINE AREAS/ ANIMAL BREEDING FACILITIES/ZOO/PET SHOP/ANIMAL HUSBANDRY/KENNELS/BREEDING AND GROOMING ESTABLISHMENTS/TACK SHOPS DISINFECTION DIRECTIONS:** For cleaning and disinfecting (the following)



hard, non-porous (inanimate) (environmental) surfaces ((in the following (premises) (areas to be treated)) ((such as) equipment, utensils, instruments, cages, kennels, stables, stalls and catteries, and other hard-nonporous (inanimate) (environmental) surfaces)), [(saturate with) (use) (apply)] a use solution of [(5 ounces) (\*\*7.5 ounces) ((a) (one)) (5- ) (\*\*7.5- ) ounce packet)] (of (this product) (product name)) [(per) (to) (with)] (one) (1) gallon of water (or equivalent use dilution) (488 ppm active) (\*\*732 ppm active) so as to wet thoroughly. Apply by cloth, mop, brush, sponge, auto scrubber, mechanical spray device (hand pump) coarse pump or trigger spray device) or by immersion. For spray applications, spray 6-8 inches from surface. Do not breathe spray. Rub with brush, cloth, or sponge. Allow surfaces to remain wet for a period of 10 minutes. Immerse all halters and other types of hard, non-porous (inanimate) (environmental) equipment used in handling and restraining animals as well as forks, shovels, scrapers used in removing litter and manure in the use solution. Ventilate buildings and other closed spaces. Do not house (animals) (livestock) or employ equipment until treatment has been absorbed, set or dried. Thoroughly scrub all treated feed racks, automatic feeders, waterers and other treated equipment that dispenses food or water with soap or detergent, and rinse with potable water before reuse. Change cloth, sponge or towels frequently to avoid redeposition of soil. [(Change the solution) (A Fresh solution must be prepared) (Prepare a fresh solution)] at least daily or [(more often if use solution) (when use solution)] becomes visibly [(dirty) (soiled) (diluted)].

**RENDERING PLANT/DRESSING PLANT DISINFECTANT (VIRUCIDE\*) DIRECTIONS (DRESSING PLANT AND RENDERING PLANT DISINFECTANT (VIRUCIDE\*) DIRECTIONS):** [(Saturate with) (Use) (Apply)] disinfecting or virucidal\* solution of [(5 ounces) (\*\*7.5 ounces) ((a) (one)) (5- ) (\*\*7.5- ) ounce packet)] (of (this product) (product name)) [(per) (to) (with)] (one) (1) gallon of water (or equivalent use dilution) (488 ppm active) (\*\*732 ppm active) to hard nonporous (inanimate) (environmental) surfaces (such as walls, floors, loading platforms, and other hard nonporous (inanimate) (environmental) surfaces) in poultry and animal dressing plants so as to wet thoroughly. Apply by cloth, mop, brush, sponge, auto scrubber, mechanical spray device ((hand pump) coarse pump or trigger spray device) or by immersion. For spray applications, spray 6-8 inches from surface. Do not breathe spray. Rub with brush, cloth, or sponge. Surfaces must remain wet for 10 minutes then thoroughly rinsed with potable water before operations are resumed. Change cloth, sponge or towels frequently to avoid redeposition of soil. [(Change the solution) (A fresh solution must be prepared) (Prepare a fresh solution)] at least daily or when use solution becomes visibly [(dirty) (soiled) (diluted)].

**TERRARIUM AND SMALL ANIMAL CAGE AND CAGE FURNITURE DISINFECTION:** Animals frequently defecate on hot rocks and other hard non-porous (inanimate) (environmental) cage furniture items inside your terrarium. This can result in high bacteria and ammonia levels that can lead to possible infection/disease in your animals. When used regularly [(this product) (Product name)] can eliminate these high bacteria/ammonia levels in your cage and on your cage furniture items. (Use on rocks not allowed in CA)

1. Remove all animals.
2. Thoroughly clean all surfaces and objects (hot rocks, caves, cage furniture, feeding and watering dishes, and appliances) including the substrate in the terrarium or cage with soap or detergent and rinse with water.
3. Saturate all hard nonporous (inanimate) (environmental) surfaces (such as floors, walls, cages and other washable hard, non-porous (environmental) (inanimate) surfaces) with the disinfecting and virucidal\* solution of [(5 ounces) (\*\*7.5 ounces) ((a) (one)) (5- ) (\*\*7.5- ) ounce packet)] (of (this product) (product name)) [(per) (to)

- (with)] (one) (1) gallon of water (or equivalent use dilution) (488 ppm active) (\*\*732 ppm active) so as to wet thoroughly.
4. Apply by cloth, mop, brush, sponge, auto scrubber, mechanical spray device ((hand pump) coarse pump or trigger spray device) or by immersion. For spray applications, spray 6-8 inches from surface. Do not breathe spray. Rub with brush, cloth, or sponge. For smaller surfaces, use a trigger spray bottle to spray all surfaces with solution until thoroughly wet.

5. Allow surfaces to remain wet for a period of 10 minutes.
6. Saturate gravel as above and let stand for 10 minutes. Place in bucket of clean water and swirl for 15-30 seconds. Thoroughly air dry before returning to terrarium.
7. Thoroughly scrub all treated surfaces (except gravel) with soap or detergent and rinse with potable water before reuse.
8. Do not return animals to the habitat until it is dry and ventilated.
9. Clean terrarium at least once weekly or more as needed. Change cloth, sponge or towels frequently to avoid redeposition of soil.
10. [(Change the solution) (A Fresh solution must be prepared) (Prepare a fresh solution)] at least daily or [(more often if use solution) (when use solution)] becomes visibly [(dirty) (soiled) (diluted)].

**Note:** Do not apply ((this product) (Product name)) directly onto the small animal ((this product) (Product name)) comes into contact with the small animal's skin, then immediately wash the material off of the animal with lukewarm water. If the small animal ingests ((this product) (Product name)), contact your veterinarian immediately. Substrates for desert terrariums (i.e. gravel) must be completely dry before returning to terrarium to avoid high humidity levels. Always replace substrate if a foul odor persists.

**REPTILE TANK CLEANING AND DISINFECTION DIRECTIONS:** Remove all reptiles from the [(enclosure) (tank)] prior to cleaning and disinfecting. Remove all litter or droppings from surfaces. Empty all equipment used for feeding or watering reptiles. Thoroughly clean all surfaces with soap or detergent and rinse with water. [(Saturate with) (Use) (Apply)] disinfecting and virucidal\* solution of [(5 ounces) (\*\*7.5 ounces) ((a) (one)) (5- ) (\*\*7.5- ) ounce packet)] (of (this product) (product name)) [(per) (to) (with)] (one) (1) gallon of water (or equivalent use dilution) (488 ppm active) (\*\*732 ppm active) to hard nonporous (inanimate) (environmental) surfaces (of the enclosure (tank)). Apply by cloth, mop, brush, sponge, auto scrubber, mechanical spray device ((hand pump) coarse pump or trigger spray device) or by immersion until thoroughly wet. For spray applications, spray 6-8 inches from surface. Do not breathe spray. Allow surfaces to remain wet for 10 minutes. Wipe dry (with a paper towel). Rinse all surfaces that come in contact with food with potable water before reuse. Allow the (enclosure) (tank) to ventilate for a minimum of 10-15 minutes before replacing the reptiles. Char cloth, sponge or towels frequently to avoid redeposition of soil. [(Change the solution) (A Fresh solution must be prepared) (Prepare a fresh solution)] at least daily or [(more often if use solution) (when use solution)] becomes visibly [(dirty) (soiled) (diluted)].

**Note:** Do not apply ((this product) (Product name)) directly onto the reptile. If [(this product) (Product name)] comes into contact with the reptile's skin, then immediately wash the material off of the animal with lukewarm water. If the reptile ingests [(this product) (Product name)], contact your veterinarian immediately.

#### FARM PREMISE DISINFECTION DIRECTIONS

**FARM PREMISE USE (Equine, Poultry/Turkey, Dairy and Hog Farms): Do not use in milking stalls, milking parlors or milk houses. [(Saturate with) (Use) (Apply)] [(5 ounces) (\*\*7.5 ounces) ((a) (one)) (5- ) (\*\*7.5- ) ounce packet)] (of (this product) (product name)) [(per) (to) (with)] (one) (1) gallon of water (or equivalent use dilution) (488 ppm active) (\*\*732 ppm active) to hard nonporous (inanimate) (environmental)**

surfaces) and allow (hard nonporous (inanimate) (environmental)) surfaces to remain wet for a period of 10 minutes. Apply by cloth, mop, brush, sponge, auto scrubber, mechanical spray device (hand pump) coarse pump or trigger spray device) or by immersion. For spray applications, spray 6-8 inches from surface. Do not breathe spray. Immerse all halters and other types of hard nonporous (inanimate) (environmental) equipment used in handling and restraining animals as well as forks, shovels and scrapers used in removing litter and manure. Ventilate buildings, cars, trucks, boats and other closed spaces. Do not house [(animals) (livestock)] or employ equipment until treatment has been absorbed, set or dried. Thoroughly scrub all treated feed racks, mangers, troughs, automatic feeders, fountains and waterers and other treated equipment with soap or detergent and rinse with potable water before reuse. Change cloth, sponge or towels frequently to avoid redeposition of soil. [(Change the solution) (A Fresh solution must be prepared) (Prepare a fresh solution)] at least daily or [(more often if use solution) (when use solution)] becomes visibly [(dirty) (soiled) (diluted)].

#### FOR USE IN EQUINE, DAIRY AND HOG FARMS:

1. [(Saturate with) (Use) (Apply)] a [(5 ounces) (\*\*7.5 ounces) ((a) (one)) (5-) (\*\*7.5-) ounce packet)] (of (this product) (product name)) [(per) (to) (with)] (one) (1) gallon of water (or equivalent use dilution) (488 ppm active) (\*\*732 ppm active) use solution to all hard nonporous (inanimate) (environmental) surfaces (625 ppm active) (or equivalent use dilution).
2. Apply by cloth, mop, brush, sponge, auto scrubber, mechanical spray device ((hand pump) coarse pump or trigger spray device) or by immersion. For spray applications, spray 6-8 inches from surface. Do not breathe spray.
3. Immerse all halters and other types of hard nonporous (inanimate) (environmental) equipment used in handling and restraining animals as well as forks, shovels, scrapers used in removing litter and manure.
4. Allow all surfaces to remain wet for a period of 10 minutes
5. Ventilate buildings, cars, trucks, boats and other closed spaces. Do not house [(animals) (livestock)] or employ equipment until treatment has been absorbed, set and dried.
6. Thoroughly scrub all treated feed racks, mangers, troughs, automatic feeders, fountains and waterers and other treated equipment with soap or detergent and rinse with potable water before reuse.
7. Change cloth, sponge or towels frequently to avoid redeposition of soil.
8. [(Change the solution) (A Fresh solution must be prepared) (Prepare a fresh solution)] at least daily or [(more often if use solution) (when use solution)] becomes visibly [(dirty) (soiled) (diluted)].

**VEAL, CALVING, HOG, CATTLE AND HORSE OPERATIONS:** Between depopulations of facilities, cleaning and disinfection of pens, hutches, aisles and other environmental surfaces can be required. Flush soils from these areas. [(Saturate with) (Use) (Apply)] the disinfecting and virucidal\* solution of [(5 ounces) (\*\*7.5 ounces) ((a) (one)) (5-) (\*\*7.5-) ounce packet)] (of (this product) (product name)) [(per) (to) (with)] (one) (1) gallon of water (or equivalent use dilution) (488 ppm active) (\*\*732 ppm active) (to hard nonporous (inanimate) (environmental) surfaces) and allow to remain wet for a period of 10 minutes. Apply by cloth, mop, brush, sponge, auto scrubber, mechanical spray device ((hand pump) coarse pump or trigger spray device) or by immersion. For spray applications, spray 6-8 inches from surface. Do not breathe spray. Immerse all halters and other types of hard nonporous (inanimate) (environmental) equipment used in handling and restraining animals as well as forks, shovels and scrapers used in removing litter and manure. Ventilate buildings, cars, trucks, boats and other closed spaces. Do not house [(animals) (livestock)] or employ equipment until treatment has been absorbed, set or dried. Thoroughly scrub all treated feed racks, mangers, troughs,

automatic feeders, fountains and waterers and other treated equipment with soap or detergent and rinse with potable water before reuse. Change cloth, sponge or towels frequently to avoid redeposition of soil. [(Change the solution) (A Fresh solution must be prepared) (Prepare a fresh solution)] at least daily or [(more often if use solution) (when use solution)] becomes visibly [(dirty) (soiled) (diluted)].

#### FOR USE IN THE TREATMENT OF ANIMAL HOUSING FACILITIES:

1. (Apply) (Use) (Saturate hard nonporous (inanimate) (environmental) surfaces (such as floors, walls, cages and other washable hard, non-porous (inanimate) (environmental) surfaces) with the disinfecting and virucidal\* solution of [(5 ounces) (\*\*7.5 ounces) ((a) (one)) (5-) (\*\*7.5-) ounce packet)] (of (this product) (product name)) [(per) (to) (with)] (one) (1) gallon of water (or equivalent use dilution) (488 ppm active) (\*\*732 ppm active) (to hard nonporous (inanimate) (environmental) surfaces).
2. Apply by cloth, mop, brush, sponge, auto scrubber, mechanical spray device ((hand pump) coarse pump or trigger spray device) or by immersion. For spray applications, spray 6-8 inches from surface. Do not breathe spray. For smaller surfaces, use a (coarse) trigger spray bottle to spray all surfaces with solution until wet.
3. Immerse all halters and other types of hard nonporous (inanimate) (environmental) equipment used in handling and restraining animals as well as forks, shovels, scrapers used in removing litter and manure.
4. All treated surfaces must remain wet for a period of 10 minutes.
5. Ventilate buildings, cars, trucks, boats and other closed spaces. Do not house [(animals) (livestock)] or employ equipment until [(treatment has been absorbed, set and dried) (product has dried)].
6. Thoroughly scrub all treated feed racks, mangers, troughs, automatic feeders, fountains, waterers and other treated equipment with soap or detergent and rinse with potable water before reuse.
7. Change cloth, sponge or towels frequently to avoid redeposition of soil.
8. [(Change the solution) (A Fresh solution must be prepared) (Prepare a fresh solution)] at least daily or [(more often if use solution) (when use solution)] becomes visibly [(dirty) (soiled) (diluted)].

#### POULTRY (AND SWINE) PREMISE SANITATION SITE PREPARATION

**SITE PREPARATION:** The first step in any on-going sanitation program must be the removal of gross contamination and debris. This can be accomplished using a shovel, broom, or vacuum depending on the area to be disinfected. The efficacy of even the most efficient germicidal cleaner is reduced in the presence of heavy organic matter. Once the heavy debris is eliminated thoroughly clean all surfaces with soap or detergent and rinse with water.

**DISINFECTION/FUNGICIDE/VIRUCIDE\* OF POULTRY/TURKEY EQUIPMENT, SWINE QUARTERS, LIVESTOCK FARMS, EQUINE QUARTERS, ANIMAL QUARTERS AND KENNELS DIRECTIONS:** Pre-clean all surfaces when used as a fungicide. [(Use) (Saturate with) (Apply)] [(5 ounces) (\*\*7.5 ounces) ((a) (one)) (5-) (\*\*7.5-) ounce packet)] (of (this product) (product name)) [(per) (to) (with)] (one) (1) gallon of water (or equivalent use dilution) (488 ppm active) (\*\*732 ppm active) to hard nonporous (inanimate) (environmental) surfaces. Apply by cloth, mop, brush, sponge, auto scrubber, mechanical spray device ((hand pump) coarse pump or trigger spray device) or by immersion. For spray applications, spray 6-8 inches from surface. Do not breathe spray. Allow to remain wet for a period of 10 minutes. Immerse all halters and other types of hard nonporous (inanimate) (environmental) equipment used in handling and restraining animals, as well as forks, shovels, and scrapers used for removing litter and manure. After application, ventilate buildings, coops and other closed spaces. Do

not house poultry or other animals or employ equipment until treatment has been absorbed, set or dried. Thoroughly scrub [(All treated equipment) (feed racks, mangers, troughs, automatic feeders, fountains and waterers and other treated equipment)] which may contact food and water with soap or detergent and rinse with potable water before reuse. Change cloth, sponge or towels frequently to avoid redeposition of soil. [(Change the solution) (A Fresh solution must be prepared) (Prepare a fresh solution)] at least daily or [(more often if use solution) (when use solution)] becomes visibly [(dirty) (soiled) (diluted)].

#### FOR USE IN LIVESTOCK, POULTRY AND TURKEY HOUSES:

1. [(Saturate with) (Use) (Apply)] [(5 ounces) (\*\*7.5 ounces) ((a) (one)) (5-) (\*\*7.5- ) ounce packet)] (of (this product) (product name)) [(per) (to) (with)] (one) (1) gallon of water (or equivalent use dilution) (488 ppm active) (\*\*732 ppm active) (to hard nonporous (inanimate) (environmental) surfaces) and allow (hard nonporous (inanimate) (environmental)) surface to remain wet for a period of 10 minutes.
2. Apply by cloth, mop, brush, sponge, auto scrubber or mechanical spray device ((hand pump) coarse pump or trigger spray device) or by immersion. For spray applications, spray 6-8 inches from surface. Do not breathe spray.
3. Immerse all halters and other types of hard nonporous (inanimate) (environmental) equipment used in handling and restraining animals as well as forks, shovels, and scrapers used in removing litter and manure.
4. Thoroughly scrub all treated feed racks, mangers, troughs, automatic feeders, fountains, waterers and other treated equipment with soap or detergent and rinse with potable water before reuse.
5. Ventilate buildings, cars, trucks, boats and other closed spaces. Do not house livestock or employ equipment until treatment has been absorbed, set and dried.
6. Change cloth, sponge or towels frequently to avoid redeposition of soil. [(Change the solution) (A fresh solution must be prepared) (Prepare a fresh solution)] at least daily or [(more often if use solution) (when use solution)] becomes visibly [(dirty) (soiled) (diluted)].

**HATCHERIES:** Use [(5 ounces) (\*\*7.5 ounces) ((a) (one)) (5-) (\*\*7.5- ) ounce packet)] (of (this product) (product name)) [(per) (to) (with)] (one) (1) gallon of water (or equivalent use dilution) (488 ppm active) (\*\*732 ppm active). Apply to hard, non-porous (inanimate) (environmental) surfaces such as hatches, setters, trays, racks, egg flats, walls, floors, ceilings, chickboxes, egg cases, trash containers, carts, sexing tables, delivery trucks, vans and other hard non-porous (inanimate) (environmental) surfaces. Apply by cloth, mop, brush, sponge, auto scrubber, mechanical spray device ((hand pump) coarse pump or trigger spray device) or by immersion. For spray applications, spray 6-8 inches from surface. Do not breathe spray. Leave all treated surfaces (exposed to solution) (wet) for 10 minutes or more. Rinse treated surfaces with potable water before reuse. Allow surface to air dry. Change cloth, sponge or towels frequently to avoid redeposition of soil. [(Change the solution) (A Fresh solution must be prepared) (Prepare a fresh solution)] at least daily or [(more often if use solution) (when use solution)] becomes visibly [(dirty) (soiled) (diluted)].

**VEHICLES:** Clean and disinfect all vehicle hard nonporous (inanimate) (environmental) surfaces including mats, crates, cabs, and wheels with high-pressure water and [(this product) (Product name)]. Use [(5 ounces) (\*\*7.5 ounces) ((a) (one)) (5-) (\*\*7.5- ) ounce packet)] (of (this product) (product name)) [(per) (to) (with)] (one) (1) gallon of water (or equivalent use dilution) (488 ppm active) (\*\*732 ppm active). Apply by cloth, mop, brush, sponge, auto scrubber, mechanical spray device ((hand pump) coarse pump or trigger spray device) or by immersion. For spray applications, spray 6-8 inches from surface. Do not breathe spray. Leave all treated surfaces [(exposed to solution) (wet)] for 10 minutes or more and allow to air dry. Change cloth, sponge or towels

frequently to avoid redeposition of soil. [(Change the solution) (A Fresh solution must be prepared) (Prepare a fresh solution)] at least daily or [(more often if use solution) (when use solution)] becomes visibly [(dirty) (soiled) (diluted)].

**DISINFECTANT/IRUCIDAL\* DIRECTIONS FOR CHICK VANS, EGG TRUCKS HATCHERY and FARM VEHICLES:** Clean all vehicle surfaces including mats, crates, cabs, and wheels, and other hard nonporous (inanimate) (environmental) surfaces with high-pressure water and [(this product) (Product name)]. [(Saturate with) (Use) (Apply)] [(5 ounces) (\*\*7.5 ounces) ((a) (one)) (5-) (\*\*7.5- ) ounce packet)] (of (this product) (product name)) [(per) (to) (with)] (one) (1) gallon of water (or equivalent use dilution) (488 ppm active) (\*\*732 ppm active) to treat the vehicle's hard nonporous (inanimate) (environmental) surfaces. Leave all treated surfaces [(exposed to disinfectant solution) (wet)] for 10 minutes or more. Apply by cloth, mop, brush, sponge, auto scrubber, mechanical spray device ((hand pump) coarse pump or trigger spray device) or by immersion. For spray applications, spray 6-8 inches from surface. Do not breathe spray. Change cloth, sponge or towels frequently to avoid redeposition of soil. [(Change the solution) (A Fresh solution must be prepared) (Prepare a fresh solution)] at least daily or [(more often if use solution) (when use solution)] becomes visibly [(dirty) (soiled) (diluted)].

**DISINFECTANT/IRUCIDAL\* DIRECTIONS TO TREAT HARD NON-POROUS, NC FOOD CONTACT SURFACES OF AUTOMATED TRAY, RACK AND BUGGY WASHERS:** Mix a solution containing [(5 ounces) (\*\*7.5 ounces) ((a) (one)) (5-) (\*\*7.5- ) ounce packet)] (of (this product) (product name)) [(per) (to) (with)] (one) (1) gallon of water (or equivalent use dilution) (488 ppm active) (\*\*732 ppm active). Treat all hard non-porous, non-food contact (inanimate) (environmental) surfaces of automated trays, racks and buggy washers with solution for 10 minutes. Apply by cloth, mop, brush, sponge, auto scrubber, mechanical spray device ((hand pump) coarse pump or trigger spray device) or by immersion. For spray applications, spray 6-8 inches from surface. Do not breathe spray. Thoroughly clean all surfaces with soap or detergent and rinse with water before reuse. Change cloth, sponge or towels frequently to avoid redeposition of soil. [(Change the solution) (A Fresh solution must be prepared) (Prepare a fresh solution)] at least daily or [(more often if use solution) (when use solution)] becomes visibly [(dirty) (soiled) (diluted)].

**DISINFECTANT/IRUCIDAL\* DIRECTIONS TO TREAT HARD NON-POROUS, NON-FOOD CONTACT SURFACES IN EGG RECEIVING AND EGG HOLDING AREAS:** Mix a solution containing [(5 ounces) (\*\*7.5 ounces) ((a) (one)) (5-) (\*\*7.5- ) ounce packet)] (of (this product) (product name)) [(per) (to) (with)] (one) (1) gallon of water (or equivalent use dilution) (488 ppm active) (\*\*732 ppm active). (Saturate with) (Use) (Apply)] the solution to hard nonporous (inanimate) (environmental) surfaces and allow to remain wet for a period of 10 minutes. Apply by cloth, mop, brush, sponge, auto scrubber, mechanical spray device ((hand pump) coarse pump or trigger spray device) or by immersion. For spray applications, spray 6-8 inches from surface. Do not breathe spray. Thoroughly clean all surfaces with soap or detergent and rinse with water before reuse. Change cloth, sponge or towels frequently to avoid redeposition of soil. [(Change the solution) (A Fresh solution must be prepared) (Prepare a fresh solution)] at least daily or [(more often if use solution) (when use solution)] becomes visibly [(dirty) (soiled) (diluted)].

**MEAT PACKING PLANTS:** [(Use) (Apply)] [(this product) (Product Name)] to disinfect hard, non-porous (inanimate) (environmental) surfaces associated with the following sites: livestock vehicles and holding pens, receiving areas and delivery chutes, slaughter areas and conveyors, hand, rub and guide rails, post knock cabinets, stands and flooring surfaces, chains and moving process lines, surfaces of equipment for hide

operations consisting of brine curing, hide transfer bin surfaces, chutes, conveyors, tallow and animal feed production surfaces, processed products and offal equipment surfaces, fabrication and processing areas covering cold storage areas, all stainless steel cut out and prep tables, countertops, conveyors, chains, tables, floors, walls and all stainless surfaces. Use [(5 ounces) (\*\*7.5 ounces) ((a) (one)) (5- ) (\*\*7.5- ) ounce packet)] (of this product) (product name)) [(per) (to) (with)] (one) (1) gallon of water (or equivalent use dilution) (488 ppm active) (\*\*732 ppm active). Apply by cloth, mop, brush, sponge, auto scrubber, mechanical spray device ((hand pump) coarse pump or trigger spray device) or by immersion. For spray applications, spray 6-8 inches from surface. Do not breathe spray. Rub with brush, cloth, or sponge. Surfaces must remain wet for 10 minutes then thoroughly rinsed with potable water before operations are resumed. All treated equipment that will contact animal feed or food surfaces must be thoroughly scrubbed with soap or detergent then rinsed with potable water before reuse. Change cloth, sponge or towels frequently to avoid redeposition of soil. [(Change the solution) (A Fresh solution must be prepared) (Prepare a fresh solution)] at least daily or [(more often if use solution) (when use solution)] becomes visibly [(dirty) (soiled) (diluted)].

**HIDE/LEATHER PROCESSING PLANTS:** To use as a disinfectant/fungicide on hard, non-porous (inanimate) (environmental) surfaces, add [(5 ounces) (\*\*7.5 ounces) ((a) (one)) (5- ) (\*\*7.5- ) ounce packet)] (of this product) (product name)) [(per) (to) (with)] (one) (1) gallon of water (or equivalent use dilution) (488 ppm active) (\*\*732 ppm active). The product can be used on hide storage bins, holding tanks, chill tanks, serpentine tanks and chains, machine and tannery equipment surfaces, conveyors and trolleys, hide press, grading and storage areas and scales, etc. Apply use solution with a brush, cloth, mop, sponge, auto scrubber, mechanical spray device ((hand pump) coarse pump or trigger spray device) or by immersion thoroughly wetting surfaces. For sprayer applications, spray 6-8 inches from surface. Do not breathe spray. Treated surfaces must remain wet for 10 minutes. [(Wipe up excess liquid (with a paper towel) (allow to air dry)]. Change cloth, sponge or towels frequently to avoid redeposition of soil. [(Change the solution) (A Fresh solution must be prepared) (Prepare a fresh solution)] at least daily or [(more often if use solution) (when use solution)] becomes visibly [(dirty) (soiled) (diluted)].

**SPECIAL INSTRUCTIONS FOR INACTIVATING AVIAN INFLUENZA A (H5N1) VIRUS:** [(Saturate with) (Use) (Apply)] the disinfecting solution of [(5 ounces) (\*\*7.5 ounces) ((a) (one)) (5- ) (\*\*7.5- ) ounce packet)] (of this product) (product name)) [(per) (to) (with)] (one) (1) gallon of water (or equivalent use dilution) (488 ppm active) (\*\*732 ppm active) to all hard nonporous (inanimate) (environmental) surfaces and allow to remain wet for a period of 10 minutes. Apply by cloth, mop, brush, sponge, auto scrubber, mechanical spray device ((hand pump) coarse pump or trigger spray device) or by immersion. For spray applications, spray 6-8 inches from surface. Do not breathe spray. Immerse all halters and other types of hard nonporous (inanimate) (environmental) equipment used in handling and restraining animals as well as forks, shovels, and scrapers used in removing litter and manure. Ventilate buildings, coops, and other closed spaces. Do not house poultry or employ equipment until treatment has been absorbed, set, or dried. Thoroughly scrub treated feed racks, troughs, automatic feeders, fountains, and waterers, and other treated equipment with soap or detergent, and rinse with potable water before reuse. Change cloth, sponge or towels frequently to avoid redeposition of soil. [(Change the solution) (A Fresh solution must be prepared) (Prepare a fresh solution)] at least daily or [(more often if use solution) (when use solution)] becomes visibly [(dirty) (soiled) (diluted)].

## SANITIZER DIRECTIONS FOR NON-FOOD CONTACT SURFACES IN ANIMAL PREMISES

**TO SANITIZE HOOF TRIMMING EQUIPMENT:** Prior to application, preclean hoof trimming equipment before and after use on each animal with detergent and warm water or compatible cleaner to remove soil using a pre-scrape, pre-flush, or when necessary, presoak followed by a potable water rinse. To sanitize, prepare a 7.5 oz (of this product) (Product name) per (one) (1) gallon of water solution (732 ppm active) (or equivalent use dilution). Apply to pre-cleaned hard nonporous (inanimate) (environmental) surfaces using a brush, cloth, mop, sponge, auto scrubber, mechanical spray device ((hand pump) coarse pump or trigger spray device) or by immersion to thoroughly wet surfaces. For spray applications, spray 6-8 inches from surface. Rub with brush, cloth, or sponge. Allow surfaces to remain wet for at least 3 minutes followed by adequate draining or air drying. Change cloth, sponge or towels frequently to avoid redeposition of soil. [(Change the solution) (A fresh solution must be prepared) (Prepare a fresh solution)] at least daily or [(more often if use solution) (when use solution)] becomes visibly [(dirty) (soiled) (diluted)].

**All surfaces must be cleaned and disinfected in accordance with label direction prior to fogging. Fogging is an adjunct or supplement to normal cleaning and disinfection procedures and practices.**

**TREATMENT OF HATCHERY ROOMS USING FOGGING DEVICES:** Remove all animals and feed from [(premises) (areas to be treated)], vehicles and enclosures. Remove all litter and manure from floors, walls and surfaces of the room to be treated. Empty all troughs, racks and other feeding and watering appliances. Thoroughly clean all surfaces with soap or detergent and rinse with water. Close room off so fog is confined to room to be treated. Mix 7.5 ounces (of this product) (Product name)) with 1 gallon of water (or equivalent use dilution). Wear a dust mist respirator when mixing the use solution and pouring it into the fogging apparatus. Insert the nozzle of the fogger through a suitable opening into the room. With the setting in maximum output, fog for one minute for each 4000 cubic feet of space in the room. Vacate the room of all personnel during and after fogging for a minimum of 2 hours and of 4 air exchanges (ACH) per hour in the facility. When fogging is completed ventilate buildings and other closed spaces. Do not house (animals) (livestock) or employ equipment until treatment has been absorbed or dried. Thoroughly clean all treated surfaces with soap or detergent and rinse with water.

**TREATMENT OF INCUBATORS AND HATCHERS USING FOGGING DEVICES:** Only for treatment of setters and hatchers after poultry/chicks/eggs have been removed. Not for treatment of hatchers which contain chicks/eggs. Mix 7.5 ounces (of this product) (Product name)) to 1 gallon of water (or equivalent use dilution). Wear a dust mist respirator when mixing the use solution and pouring it into the fogging apparatus. Fog 3-8 ounces of this into setters and hatchers immediately after transfer. Repeat daily in setters and every 12 hours in hatchers. Discontinue hatcher treatments at least 24 hours prior to pulling the hatchers. Do not allow people to contact or breathe this fog. It is acceptable to fog setters and hatchers with a 7.5 ounces (of this product) (product name) per (one) (1) gallon solution of [(this product) (Product name)] (or equivalent use dilution) on an hourly or every other hour basis, if this is done, fog for 30-90 seconds once per hour or once every two hours. When fogging is complete, ventilate buildings, and other closed spaces. Do not house (animals) (livestock) or employ equipment until treatment has been absorbed or dried. Thoroughly scrub all treated feed racks, mangers, troughs, automatic feeders, fountains and waterers, and other treated equipment with soap or detergent, and rinse with potable water before reuse.

(Note to Reviewer: The following statements must be used with either of the previous two (2) fogging directions for use).

**Note:** The fog generated is irritating to the eyes, skin and mucous membranes. Under no circumstances must a room or building be entered by anyone within two hours of the actual fogging and a minimum of 4 air exchanges (ACH) per hour in the facility. If the building must be entered, then the individuals entering the building must wear a self-contained respirator approved by NIOSH/MSHA, goggles, long sleeves and long pants.

## BARBER/SALON

**DISINFECTING/FUNGICIDE/IRUCIDE\* FOR BARBER/SALON TOOLS DIRECTIONS:** Immerse precleaned hard nonporous (inanimate) (environmental) barber/salon tools such as combs, brushes, plastic rollers, razors, clipper and trimmer blades, tweezers, manicle/pedicure tools and scissors, and other hard non-porous (inanimate) (environmental) salon instruments and tools, in a [(5-ounce) (\*\*7.5-ounce) ((a) (one) (5- (\*\*7.5- ) ounce packet))] (of (this product) (Product Name)) per (one) (1) gallon use solution (or equivalent use dilution) (488 ppm active) (\*\*732 ppm active). Completely immerse instruments and tools for at least 10 minutes. Rinse thoroughly and dry before use. [(Change the solution) (A Fresh solution must be prepared) (Prepare a fresh solution)] at least daily or when (immersion (tank) (bowl) (sink)) use solution becomes visibly [(dirty) (soiled) (diluted)].

## FOR USE TO CLEAN AND DISINFECT BARBER AND BEAUTY/MANICURE INSTRUMENTS AND TOOLS:

1. Preclean heavily soiled items.
2. Completely immerse precleaned combs, scissors, plastic rollers, clipper blades, razors, manicle implements and other hard nonporous (inanimate) (environmental) instruments in the use solution [(5 ounces) (\*\*7.5 ounces) ((a) (one) (5- (\*\*7.5- ) ounce packet))] (of (this product) (product name)) [(per) (to) (with)] (one) (1) gallon of water (or equivalent use dilution) (488 ppm active) (\*\*732 ppm active) so that surfaces remain wet for ten (10) minutes.
3. Rinse surfaces thoroughly and let air dry before reuse.
4. [(Change the solution) (A Fresh solution must be prepared) (Prepare a fresh solution)] at least daily or when (immersion (tank) (bowl) (sink)) use solution becomes visibly [(dirty) (soiled) (diluted)].

**DISINFECTING/IRUCIDE\* GROOMING CLIPPERS:** Remove hair, dandruff and dust particles prior to disinfecting the blades. Turn the clipper off occasionally during use and spray between the teeth of blades with a use solution of [(5 ounces) (\*\*7.5 ounces) ((a) (one) (5- (\*\*7.5- ) ounce packet))] (of (this product) (product name)) [(per) (to) (with)] (one) (1) gallon of water (or equivalent use dilution) (488 ppm active) (\*\*732 ppm active). Allow hard nonporous (inanimate) (environmental) surface to remain wet for at least 10 minutes. Rinse surfaces thoroughly. Then wipe dry with a clean soft cloth[(Change the solution) (A Fresh solution must be prepared) (Prepare a fresh solution)] at least daily or when (immersion (tank) (bowl) (sink)) use solution becomes visibly [(dirty) (soiled) (diluted)].

**CLEANING HAIR CLIPPERS AND ELECTRIC SHEARS:** While clipper/shear is running, hold in the downward position and spray a 5-ounce (of (this product) (Product Name)) per (one) (1) gallon of water use solution (or equivalent use dilution) (488 ppm active) directly onto the blades two or three times to thoroughly wet the blades. Do not spray on the clipper case or drip into clipper housing. Turn off clipper/shear. Rub with brush, cloth, or sponge. Rinse surfaces thoroughly. Then wipe dry with a clean soft cloth. Lubricate as per clipper/shear manufacturer's instructions. [(Change the solution) (A Fresh solution must be prepared) (Prepare a fresh solution)] at least daily or when (immersion (tank) (bowl) (sink)) use solution becomes visibly [(dirty) (soiled) (diluted)].

**CLEANING BARBER/SALON SHEARS AND OTHER IMPLEMENTS:** Spray shear/implement until thoroughly wet. Wipe away visible debris using a soft bristle brush or cloth. Turn off clipper/shear. Immerse precleaned shear/implement into a container of 5 ounces (of (this product) (Product Name)) per (one) (1) gallon of water use solution. Rub with brush, cloth, or sponge. Rinse surfaces thoroughly. Remove shear/implement and wipe dry. [(Change the solution) (A fresh solution must be prepared) (Prepare a fresh solution)] at least daily or when (immersion (tank) (bowl) (sink)) use solution becomes visibly [(diluted) (soiled) (dirty)].

(Note to Reviewer: The following statement will be used with all above Barber/Salon Directions for Use).

**Note:** Plastic instruments can remain immersed until ready to use. Stainless steel shears and other metal instruments must be removed after 10 minutes, rinsed, dried and kept in a clean, non-contaminated receptacle. Prolonged soaking will cause damage to metal instruments.

**DISINFECTING/FUNGICIDE/IRUCIDE\* OF HARD, NON-POROUS (INANIMATE) (ENVIRONMENTAL) SURFACES IN FOOTBATHS:** To remove body oils, dead tissue, soil and all other buildups or organic matter on (hard nonporous (inanimate) (environmental)) footbath surfaces after using the unit, drain the water and thoroughly clean all (hard, non-porous (inanimate) (environmental)) surfaces with soap detergent, then rinse with water. [(Saturate with) (Use) (Apply)] a use solution of [(ounces) (\*\*7.5 ounces) ((a) (one) (5- (\*\*7.5- ) ounce packet))] (of (this product) (product name)) [(per) (to) (with)] (one) (1) gallon of water (or equivalent use dilution) (488 ppm active) (\*\*732 ppm active) on all hard nonporous (inanimate) (environmental) surfaces with a brush, mop, sponge, auto scrubber, mechanical spray device ((hand pump) coarse pump or trigger spray device). Brush or swab thoroughly and allow solution to stand for 10 minutes. For spray applications, spray 6-8 inches from surface. Do not breathe spray. After the unit has been thoroughly disinfected, rinse all [(cleaned) (treated)] surfaces with fresh water. Do not use equipment until treatment has been absorbed, set or dried. Change cloth, sponge or towels frequently to avoid redeposition of soil. [(Change the solution) (A Fresh solution must be prepared) (Prepare a fresh solution)] at least daily or [(more often if use solution) (when use solution)] becomes visibly [(dirty) (soiled) (diluted)].

## SANITIZER DIRECTIONS FOR NON-FOOD CONTACT SURFACES IN BARBER/SALON FACILITIES

**SALON/BARBER INSTRUMENTS AND TOOLS SANITIZER DIRECTIONS (Not applicable in CA):** Pre-clean soiled instruments and tools. Completely immerse water safe hard nonporous (inanimate) (environmental) instruments and tools in a solution of 7.5 ounces (of (this product) (Product Name)) per (one) (1) gallon (or equivalent use dilution) (732 ppm active) of water for at least 60 seconds. Rinse thoroughly and dry before use. [(Change the solution) (A fresh solution must be prepared) (Prepare a fresh solution)] at least daily or when (immersion (tank) (bowl) (sink)) use solution becomes visibly [(dirty) (soiled) (diluted)].

**Note:** Plastic instruments can remain immersed until ready to use. Stainless steel shears and other metal instruments must be removed after 10 minutes, rinsed, dried, and kept in a clean non-contaminated receptacle. Prolonged soaking will cause damage to metal instruments.

## RESTROOM/BATHROOM

### NON-ACID TOILET BOWL (& URINAL) (& BATHROOM) DISINFECTANT/CLEANER DIRECTIONS

### CONCENTRATE INSTRUCTIONS

**FROM CONCENTRATE:** Remove gross filth prior to disinfection. Add [(5 ounces) (\*\*7.5 ounces) ((a) (one)) (5- ) (\*\*7.5- ) ounce packet)] (of (this product) (product name)) directly into the [(toilet bowl) (or) (urinal)] and mix. Brush thoroughly over exposed surfaces and under the rim with a brush, cloth, mop, or sponge, auto scrubber, mechanical spray device ((hand pump) coarse pump or trigger spray device). Repeat and allow solution to stand for 10 minutes and flush. Change cloth, sponge or towels frequently to avoid redeposition of soil.

(Or use alternate Concentrate Use directions)

**FOR USE AS A NON-ACID BOWL CLEANER/DISINFECTANT IN TOILET BOWLS FROM CONCENTRATE:**

1. Preclean heavily soiled areas.
2. Add [(5 ounces) (\*\*7.5 ounces) ((a) (one)) (5- ) (\*\*7.5- ) ounce packet)] (of (this product) (product name)) directly into toilet bowl.
3. Swab entire surface area especially under the rim.
4. Repeat and allow entire surface to remain wet for ten (10) minutes.
5. Flush toilet and rinse swab applicator thoroughly.

(Or use alternate Concentrate Use directions)

**TO CLEAN AND DISINFECT TOILET BOWLS:** A preliminary cleaning is required for the removal of heavy soil prior to disinfection. Fill toilet bowl with clean water. Saturate mop with [(5 ounces) (\*\*7.5 ounces)] (of (this product) (product name)) while holding bottle and mop applicator over bowl. Swab bowl completely making sure to get under the rim. Let solution stand for 10 minutes then flush. Rinse applicator completely.

(Or use alternate Concentrate Use directions)

**TO DISINFECT TOILET BOWLS:** A preliminary cleaning step is required for the removal of heavy soil prior to disinfection. Fill toilet bowl with clean water. [(Apply) (Squeeze)] [(5 ounces) (\*\*7.5 oz)] (of ((bowl cleaner) (this product) (Product Name)) onto bowl brush. Clean the entire unit especially under the rim at water outlets. Allow surface to remain wet 10 minutes. Flush bowl and rinse out brush with clean water.

(Or use alternate Concentrate Use directions)

**TO DISINFECT TOILET BOWLS:** Flush to remove heavy soil. To disinfect, simply squirt [(5 ounces) (\*\*7.5 ounces)] (of (this product) (product name)) under the rim and around sides. Allow it to stand several minutes then scrub entire surface (especially under the rim) with a bowl (toilet) mop. Allow solution to remain in the bowl for 10 minutes after scrubbing. Flush and rinse.

(Or use alternate Concentrate Use directions)

**TO DISINFECT TOILET BOWLS:**

1. Remove gross filth and heavy soil deposits.
2. Fill toilet bowl with clean water.
3. Apply [(5 ounces) (\*\*7.5 ounces) ((a) (one)) (5- ) (\*\*7.5- ) ounce packet)] (of (this product) (product name)) to swab applicator, brush, cloth, mop, sponge, auto scrubber or directly to surface with mechanical spray device ((hand pump) coarse pump or trigger spray device). For spray applications, spray 6-8 inches from surface. Do not breathe spray.
4. Swab entire surface area, especially under the rim.
5. Allow entire surface to remain wet for ten (10) minutes.
6. Flush toilet and rinse swab applicator thoroughly. Change cloth, sponge or towels frequently to avoid redeposition of soil.

(Or use alternate Concentrate Use directions)

**TOILET BOWL (AND URINAL) DISINFECTION/CLEANER DIRECTIONS:** Remove gross filth prior to disinfection. Apply [(5 ounces) (\*\*7.5 ounces) ((a) (one)) (5- ) (\*\*7.5- ) ounce packet)] (of (this product) (product name)) to exposed surfaces including under the rim with a brush, cloth, mop, sponge, auto scrubber, mechanical spray device ((hand pump) coarse pump or trigger spray device). For spray applications, spray 6-8

inches from surface. Brush or swab thoroughly. Allow solution to stand for 10 minutes and flush. Change cloth, sponge or towels frequently to avoid redeposition of soil.

(Or use alternate Concentrate Use directions)

**TO CLEAN AND DISINFECT URINALS:** Flush to remove heavy soil. Remove screens and strainers. Then squirt [(5 ounces) (\*\*7.5 ounces)] (of (this product) (product name)) around edges and top. Allow product to flow down over surfaces. Allow product to remain in urinal at least 10 minutes after scrubbing, then flush and rinse. Change cloth, sponge or towels frequently to avoid redeposition of soil.

(Or use alternate Concentrate Use directions)

**TO DISINFECT URINAL:**

1. Remove gross filth and heavy soil deposits.
2. Apply [(5 ounces) (\*\*7.5 ounces)] (of (this product) (product name)) directly to urinal surfaces including water outlets area for general cleaning.
3. Then pour an additional 5 oz. on applicator.
4. Clean entire unit, especially under rim at water outlets, with applicator.
5. Remove screen trap to deodorize drain and apply [(5 ounces) (\*\*7.5 oz)] (of (this product) (product name)) directly on edge and into drain.
6. Wait 10 minutes, flush and rinse applicator. Change cloth, sponge or towels frequently to avoid redeposition of soil.

**FOR HEAVY DUTY CLEANING:** Preclean heavily soiled surfaces. Empty toilet bowl, urinal and apply 15 ounces (of (this product) (Product Name)) to exposed surfaces including under the rim with a brush, cloth, mop, sponge, auto scrubber, mechanical spray device ((hand pump) coarse pump or trigger spray device). Allow product to soak to aid in soil removal. For sprayer application, spray 6-8 inches from surface. Brush or swab thoroughly and allow solution to stand for 10 minutes and flush. Change cloth, sponge or towels frequently to avoid redeposition of soil.

**USE SOLUTION INSTRUCTIONS**

**PREPARATION OF USE SOLUTION:** Mix [(5 ounces) (\*\*7.5 ounces) ((a) (one)) (5- ) (\*\*7.5- ) ounce packet)] (of (this product) (product name)) [(per) (to) (with)] (one) (1) gallon of water (or equivalent use dilution) (488 ppm active) (\*\*732 ppm active).

**FROM USE SOLUTION:** Preclean surface. Empty water out of toilet bowl or urinal and apply ½ to 1 ounce use solution to exposed surfaces, including under the rim with a brush, cloth, mop, sponge, auto scrubber, mechanical spray device ((hand pump) coarse pump or trigger spray device). For spray applications, spray 6-8 inches from surface. Do not breathe spray. Allow solution to stand for 10 minutes and flush. Swab all areas after spraying. Refill toilet bowl or urinal with water. Change cloth, sponge or towels frequently to avoid redeposition of soil. [(Change the solution) (A Fresh solution must be prepared) (Prepare a fresh solution)] at least daily or [(more often if solution) (when use solution)] becomes visibly [(dirty) (soiled) (diluted)].

(Or use alternate Use-Dilution directions)

**FOR USE AS A NON-ACID BOWL CLEANER/DISINFECTANT IN TOILET BOWLS (AND URINALS) FROM USE-DILUTION:**

1. Preclean heavily soiled areas.
2. Empty toilet bowls by forcing water through the trap.
3. Apply ½ to 1 oz of use solution to exposed surfaces in toilet bowls and urinals.
4. Swab entire surface area especially under the rim.
5. Allow entire surface to remain wet for ten (10) minutes.
6. Flush toilet and rinse swab applicator thoroughly.
7. Refill toilet bowl or urinal with water.
8. [(Change the solution) (A fresh solution must be prepared) (Prepare a fresh solution)] at least daily or [(more often if use solution) (when use solution)] becomes visibly [(dirty) (soiled) (diluted)].

*(Or use alternate Use-Dilution directions)*

**TOILET BOWLS/URINALS:** Swab bowl with brush to remove heavy soil prior to cleaning or disinfecting. Clean by applying use-solution around the bowl and up under the rim. Stubborn stains may require brushing. To disinfect, first preclean to remove heavy soil, then remove or expel the residual bowl water over the inner trap. Pour in ½ to 1 oz. of the use solution to thoroughly cover surfaces. Swab the bowl completely using a scrub brush or mop, making sure to get under rim. Let stand for 10 minutes or overnight, then flush. Refill toilet bowl or urinal with water. [(Change the solution) (A Fresh solution must be prepared) (Prepare a fresh solution)] at least daily or [(more often if use solution) (when use solution)] becomes visibly [(dirty) (soiled) (diluted)].

*(Or use alternate Use-Dilution directions)*

**TOILET BOWL (AND URINAL) DISINFECTION/CLEANER DIRECTIONS:** Remove gross filth prior to disinfection. Empty toilet bowl or urinal of water and apply ½ to 1 ounce of use solution directly to exposed surfaces including under the rim. Brush or swab thoroughly with a brush, cloth, mop, sponge, auto scrubber or mechanical spray device ((hand pump) coarse pump or trigger spray device) and allow solution to stand for 10 minutes and flush. For spray applications, spray 6-8 inches from surface. Allow toilet bowl to fill with water. Change cloth, sponge or towels frequently to avoid redeposition of soil. [(A fresh solution must be prepared) (Prepare a fresh solution)] at least daily or [(more often if use solution) (when use solution)] becomes visibly [(dirty) (soiled) (diluted)].

*(Or use alternate Use-Dilution directions)*

**TO CLEAN AND DISINFECT URINALS:** Flush to remove heavy soil. Remove screens and strainers. Empty urinal of water. Then squirt ½ to 1 ounce of use solution around the edges and top. Allow solution to flow down over surfaces. Allow it to stand several minutes before scrubbing, then flush and rinse. To disinfect, allow solution to remain in urinal at least 10 minutes after scrubbing. Refill toilet bowl or urinal with water. [(A fresh solution must be prepared) (Prepare a fresh solution)] at least daily or [(more often if use solution) (when use solution)] becomes visibly [(dirty) (soiled) (diluted)].

*(Or use alternate Use-Dilution directions)*

**TO DISINFECT URINAL:**

1. Remove gross filth and heavy soil deposits.
2. Empty urinal of water.
3. Apply ½ to 1 ounce of use solution directly to urinal surfaces including water outlets area for general cleaning.
4. Then pour additional solution on applicator.
5. Clean entire unit, especially under rim at water outlets, with applicator.
6. Remove screen trap to deodorize drain and apply 1 ounce directly on edge and into drain.
7. Wait 10 minutes, flush and rinse applicator.
8. Refill urinal with water.
9. [(A fresh solution must be prepared) (Prepare a fresh solution)] at least daily or [(more often if use solution) (when use solution)] becomes visibly [(dirty) (soiled) (diluted)].

*(Or use alternate Use-Dilution directions)*

**DISINFECTION AND CLEANING TOILET BOWLS AND URINALS:**

1. Preliminary cleaning is required for heavily soiled surfaces.
2. With a swab mop applicator, remove water from bowl by forcing out trap.
3. Press swab mop against side of bowl to remove excess water from applicator.
4. Apply ½ to 1 oz of use solution evenly onto surface to be cleaned and disinfected.
5. Swab entire surface area especially under the rim where outlets are located.
6. Allow surface to remain wet at least 10 minutes.
7. Flush toilet and rinse applicator thoroughly.
8. Refill bowl with water.

9. [(A fresh solution must be prepared) (Prepare a fresh solution)] at least daily or [(more often if use solution) (when use solution)] becomes visibly [(dirty) (soiled) (diluted)].

**DEEP CLEANING/DISINFECTING WATERFREE (WATERLESS) URINALS:** Preliminary cleaning is required for heavily soiled surfaces. Remove and properly dispose of cartridge according to manufacturer's directions. Deep clean or disinfect the entire urinal by applying ½ to 1 ounce of use solution directly onto surface. [(Brush) (scrub) surfaces and let solution stand for 10 minutes. Dry surface with a soft cloth. Do not pour excess or soiled water down waterless urinal trap. [(A fresh solution must be prepared) (Prepare a fresh solution)] at least daily or [(more often if use solution) (when use solution)] becomes visibly [(dirty) (soiled) (diluted)].

**GENERAL CLEANING TOILET BOWL:** [(Apply) (Open cap) (Squeeze gently, directing)] ½ to 1 oz of bowl cleaner under the rim and on sides of bowl (inside only). Brush, clean and flush toilet. (Close cap). Rinse brush with clean water. Do not use on any other surfaces including toilet seat, toilet lid, countertops, tubs and sinks. To clean other acid resistant toilet bowls or urinals, dilute product with 3 parts water. Do not allow solution to remain on surfaces without immediately rinsing thoroughly with water.

**TO CLEAN WATERFREE (WATERLESS) URINALS:** Remove any debris from bowl. Spray ½ - 1 oz. of use solution onto urinal surface. DO NOT spray product directly onto cartridge. Wipe surface to clean. Change cartridge as needed.

**FOR HEAVY DUTY CLEANING:** Preclean heavily soiled areas. Empty toilet bowl or urinal of water and apply 1-2 ounces of use solution to exposed surfaces including under the rim with a brush, cloth, mop, sponge, auto scrubber, mechanical spray device ((hand pump) coarse pump or trigger spray device). For spray applications, spray 6-8 inches from surface. Allow solution to soak to aid in soil removal. Brush or swab thoroughly and allow solution to stand for 10 minutes and flush. Refill toilet bowl or urinal with water. Change cloth, sponge or towels frequently to avoid redeposition of soil. [(Change the solution) (A Fresh solution must be prepared) (Prepare a fresh solution)] at least daily or [(more often if use solution) (when use solution)] becomes visibly [(dirty) (soiled) (diluted)].

**OTHER INSTRUCTIONS**

**TO DISINFECT TUBS, SHOWER STALLS, SINKS, FAUCETS:** Swab area and remove gross filth and heavy soil. Apply a solution of [(5 ounces) (\*\*7.5 ounces) ((a) (one)) (5- ) (\*\*7.5- ) ounce packet)] (of (this product) (product name)) [(per) (to) (with)] (one) (1) gallon of water (or equivalent use dilution) (488 ppm active) (\*\*732 ppm active) directly onto surface to be cleaned or apply with a brush, cloth, sponge, auto scrubber mechanical spray device ((hand pump) coarse pump or trigger spray device) to wet surfaces thoroughly. For spray applications, spray 6-8 inches from surface. Wipe surfaces. Allow surface to remain wet for at least 10 minutes. Do not allow solution to dry on surface. Rinse thoroughly with water. Change cloth, sponge or towels frequently to avoid redeposition of soil. [(Change the solution) (A Fresh solution must be prepared) (Prepare a fresh solution)] at least daily or [(more often if use solution) (when use solution)] becomes visibly [(dirty) (soiled) (diluted)].

**FOR USE TO CLEAN AND DISINFECT SHOWER ROOMS, LOCKER ROOMS AND OTHER LARGE, OPEN AREAS WITH FLOOR DRAINS:**

1. Preclean heavily soiled areas.
2. Apply use solution of [(5 ounces) (\*\*7.5 ounces) ((a) (one)) (5- ) (\*\*7.5- ) ounce packet)] (of (this product) (product name)) [(per) (to) (with)] (one) (1) gallon of water (or equivalent use dilution) (488 ppm active) (\*\*732 ppm active) to floors, walls and ceilings making sure not to over spray. To disinfect, all hard nonporous (inanimate) (environmental) surfaces must remain wet for 10 minutes.

**Special instructions for foam guns:** Pour concentrate into foam gun bottle and attach bottle to spray nozzle and ensure gun is attached to hose. (Note: See foam gun instructions for more information. Make sure setting is set for a (1:25:6) (\*\*1:17.6) dilution.) Once in place, squeeze the handle to disperse foam solution. To disinfect, all surfaces must remain wet for ten (10) minutes. (Foam guns not for use in California.)

3. Scrub surface using a deck brush or other coarse material as necessary.
4. Rinse surfaces thoroughly and let air dry.
5. [(Change the solution) (A fresh solution must be prepared) (Prepare a fresh solution)] at least daily or [(more often if use solution) (when use solution)] becomes visibly [(dirty) (soiled) (diluted)].

## FUNGICIDAL/MOLD & MILDEW

### FUNGICIDAL PERFORMANCE:

*Aspergillus niger* (ATCC 6275)

*Trichophyton mentagrophytes* (ATCC 9533)

**TO KILL FUNGI:** Preclean all surfaces prior to use. Apply use solution to hard, non-porous environmental surfaces. Allow surface to remain wet for ten (10) minutes. Wipe surfaces (and let air dry). Use as directed at 5 ounces (of (this product) (Product Name)) per (one) (1) gallon of water (or equivalent use dilution).

(Or use alternate Fungicidal directions)

**FUNGICIDAL DIRECTIONS:** For use in areas such as locker rooms, dressing rooms, shower and bath areas and exercise facilities. Preclean all surfaces prior to use. Use as directed at 5 ounces (of (this product) (Product Name)) per (one) (1) gallon of water (or equivalent use dilution). Allow surface to remain wet for ten (10) minutes. Wipe surfaces or let air dry.

(Or use alternate Fungicidal directions)

**FUNGICIDAL ACTIVITY:** At 5 ounces (of (this product) (Product Name)) per (one) (1) gallon of water use-level (or equivalent use dilution) (488 ppm active), [(this product) (Product name)] is effective against *Trichophyton mentagrophytes* (athlete's foot fungus) (a cause of Ringworm) (a cause of Ringworm of the foot) and *Aspergillus niger* on hard nonporous (inanimate) (environmental) surfaces in locker rooms, dressing rooms, shower and bath areas and exercise facilities. Preclean all surfaces prior to use. Apply use solution by cloth, sponge, mop, brush, auto scrubber, mechanical spray device ((hand pump) coarse pump or trigger spray device). For spray applications, spray 6-8 inches from surface. Do not breathe spray. Saturate surfaces with use solution. Treated surfaces must remain wet for 10 minutes. Allow solution to dry on surface and repeat treatment every seven days or when new growth appears. Change cloth, sponge or towels frequently to avoid redeposition of soil. [(Change the solution) (A fresh solution must be prepared) (Prepare a fresh solution)] at least daily or [(more often if use solution) (when use solution)] becomes visibly [(dirty) (soiled) (diluted)].

**MOLD AND MILDEW CONTROL DIRECTIONS:** At 5 ounces (of (this product) (Product Name)) per (one) (1) gallon (or equivalent use dilution) (488 ppm active), [(this product) (Product name)] will effectively inhibit the growth of mold and mildew and the odors caused by them when applied to hard, non-porous (inanimate) (environmental) surfaces (as indicated in general instructions above). Preclean all surfaces prior to use. Apply use solution by cloth, sponge, mop, brush, auto scrubber, mechanical spray device ((hand pump) coarse pump or trigger spray device) to thoroughly wet all treated surfaces completely. For spray applications, spray 6-8 inches from surface. Do not breathe spray. Saturate surfaces with use solution. Allow surface to remain wet for ten (10) minutes. Allow solution to dry on surface and repeat treatment every seven days or when new growth appears. Change cloth, sponge or towels frequently to avoid redeposition of soil. [(Change the solution) (A Fresh solution must be prepared)

(Prepare a fresh solution)] at least daily or [(more often if use solution) (when use solution)] becomes visibly [(dirty) (soiled) (diluted)].

**MILDEWSTAT:** Controls the growth of mold and mildew on pre-cleaned hard, non-porous (inanimate) (environmental) surfaces (such as floors, walls, table tops). Preclean all surfaces prior to use. 5 oz. [(of (this product) (Product name)] per (one) (1) gallon of water (488 ppm active) (or equivalent use dilution). Apply use solution by cloth, sponge, mop, brush, auto scrubber, mechanical spray device ((hand pump) coarse pump or trigger spray device) to thoroughly wet all treated surfaces completely. For spray applications, spray 6-8 inches from surface. Do not breathe spray. Saturate surfaces with use solution. Allow surface to remain wet for ten (10) minutes. Allow solution to dry on surface and repeat treatment every seven days or when new growth appears. Change cloth, sponge or towels frequently to avoid redeposition of soil. [(Change the solution) (A Fresh solution must be prepared) (Prepare a fresh solution)] at least daily or [(more often if use solution) (when use solution)] becomes visibly [(dirty) (soiled) (diluted)].

**FOR DISINFECTION AND TO CONTROL THE GROWTH OF MOLD AND MILDEW ON NON-POROUS ATHLETIC EQUIPMENT:** For use on wrestling and gymnastic mats, athletic mats, exercise equipment, athletic training tables, physical therapy table, athletic helmets, wrestling/boxing headgear, athletic shoe soles, and other nonporous (inanimate) (environmental) surfaces. Preclean all surfaces prior to use. Saturate (nonporous (inanimate) (environmental)) surfaces with a use solution of [(5 ounces) ((a) (one)) 5-ounce packet] (of (this product) (Product Name)) per (one) (1) gallon of water (488 ppm active) (or equivalent dilution) Apply by cloth, sponge, mop, brush, auto scrubber, mechanical spray device ((hand pump) coarse pump or trigger spray device). For spray applications, spray 6-8 inches from surface. Do not breathe spray. Allow surfaces to remain wet for a period of 10 minutes. Ventilate buildings and other closed spaces. Do not use equipment until treatment has been absorbed, set or dried. Change cloth, sponge or towels frequently to avoid redeposition of soil. [(Change the solution) (A fresh solution must be prepared) (Prepare a fresh solution)] at least daily or [(more often if use solution) (when use solution)] becomes visibly [(dirty) (soiled) (diluted)].

**TO CONTROL THE GROWTH OF MOLD AND MILDEW ON LARGE, INFLATABLE, NON-POROUS PLASTIC AND RUBBER STRUCTURES:** For use on nonporous (inanimate) (environmental) surfaces such as animals, promotional items, moonwalks, slides, obstacle course play and exercise equipment. Thoroughly clean all surfaces with soap or detergent and rinse with water. Preclean all surfaces prior to use. Saturate nonporous (inanimate) (environmental) surfaces with a use solution of [(5 ounces) ((a) (one)) 5-ounce packet] (of (this product) (Product Name)) per (one) (1) gallon of water (488 ppm active) (or equivalent dilution). Apply by cloth, sponge, mop, brush, auto scrubber, mechanical spray device ((hand pump) coarse pump or trigger spray device). For spray applications, spray 6-8 inches from surface. Do not breathe spray. Allow surfaces to remain wet for a period of 10 minutes. Ventilate buildings and other closed spaces. Do not use equipment until treatment has been absorbed, set or dried. Change cloth, sponge or towels frequently to avoid redeposition of soil. [(Change the solution) (A fresh solution must be prepared) (Prepare a fresh solution)] at least daily or [(more often if use solution) (when use solution)] becomes visibly [(dirty) (soiled) (diluted)].

**HUMIDIFIER BACTERIA/ALGAE TREATMENT:** Formulated for use in portable (evaporative) humidifiers. Thoroughly clean the hard non-porous (inanimate) (environmental) surfaces of the water tank and filters before each heating season, or sooner if necessary. Preclean all surfaces prior to use. For every 4 gallons of water in the humidifier tank, add 3.33 ounces (of (this product) (Product name)) (or equivalent use dilution). When you refill the tank, add 3.33 ounces (of (this product) (Product



name)) for every 4 gallons of water added in the tank (or equivalent use dilution). [(Rinse) (Wipe up excess liquid (with a paper towel)) (Allow to air dry)]. Not for use in heat vaporizing or atomizing type vaporizer humidifiers.

## DEODORIZATION/CLEANING

(Note to reviewer: All deodorizing claims can only be used with formulas containing fragrances.)  
**PREPARATION OF (CLEANING) (DEODORIZING) USE SOLUTION:** (Add) (Mix) 2.5 to 10.25 ounces (of this product) (Product Name) to (one) (1) gallon of water.

**CLEANING/DEODORIZING DIRECTIONS:** Use [(cleaning) (deodorizing)] solution to clean and deodorize windows, mirrors, glass and other surfaces. Apply solution with a brush, mop, cloth, sponge, auto scrubber, or mechanical spray device ((hand pump) coarse pump or trigger spray device) so as to wet all surfaces thoroughly. For sprayer applications, spray 6-8 inches from surface. Do not breathe spray. Rub with brush, sponge, mop, or cloth. [(Rinse) (wipe up excess liquid (with a paper towel)) (Allow to air dry)]. Change cloth, sponge or towels frequently to avoid redeposition of soil.

**GENERAL DEODORIZATION:** Apply deodorizing solution to surfaces. [(Rinse) (Excess liquid material must be wiped up) (Wipe up excess liquid (with a paper towel)) (Allow to air dry)].

**FOR USE AS A (GENERAL) CLEANER AND/OR DEODORIZER:** Apply [(cleaning) (deodorizing)] solution to surfaces. [(Rinse) (Wipe up excess liquid (with a paper towel)) (Allow to air dry)]. For heavy-duty use, use 1 to 2 ounces of use solution to clean surfaces.

**FOR DEODORIZING GARBAGE CANS, GARBAGE TRUCKS, INDUSTRIAL WASTE RECEPTACLES AND GARBAGE HANDLING EQUIPMENT:** It is especially important to preclean for the product to perform properly. Apply [(cleaning) (deodorizing)] solution. [(Rinse) (Wipe up excess liquid (with a paper towel)) (Allow to air dry)].

**FOR DEODORIZING SEPTIC STORAGE TANKS:** Preclean heavily soiled areas. When tanks are empty, pour ½ to 1 oz. (of this product) (Product Name) for every per (one) (1) gallon of water in tank (or equivalent use dilution) into septic storage tank on recreational vehicles, campers and boats to control odors. As tank fills with sewage and the vehicle is moving, this solution will mix and provide an adequate deodorizing solution for this use. [(This product) (Product name)] is to be used on gray and black water tanks only. Check with local, state, or federal authorities before disposing of sewage in accordance to federal, state and local regulations for waste disposal.

**RV HOLDING TANKS/RECREATIONAL VEHICLES:** For toilet waste and holding tanks, cover bottom of holding tank with water and add ½ - 1 ounce (of this product) (Product Name) per (one) (1) gallon of water (or equivalent use dilution) to deodorize. If odors return before time to empty, add ½ - 1 ounce (of this product) (Product Name) per (one) (1) gallon of water (or equivalent use dilution) to the tank. For kitchen waste, add ½ - 1 ounce (of this product) (Product Name) with (one) (1) gallon of water (or equivalent use dilution) to gray water tank as needed to control malodors created by dirty dishwasher.

**AUTOMOTIVE USES:** A solution of ½ - 1 ounce (of this product) (Product Name) with (one) (1) gallon of water (or equivalent use dilution) will effectively neutralize damp musty odors. Spray or apply onto seats, carpets, headliner and ashtray or into trunk and all vents to eliminate odors from tobacco, food, beverage spills and musty carpet. For sprayer applications, use a coarse spray device. [(Wipe up excess liquid (with a paper towel)) (Allow surface to air dry)].

**AIR FRESHENER:** A solution of ½ - 1 ounce (of this product) (Product Name) with (one) (1) gallon of water (or equivalent use dilution) will effectively neutralize damp

musty odors caused by mildew in storage areas, basements, closets, bathrooms and A/C filters. Spray to eliminate odors from tobacco, food, beverage spills and musty carpet. For sprayer applications, use a coarse spray device. [(Wipe up excess liquid (with a paper towel)) (Allow surface to air dry)].

**FOR ODORS CAUSED BY DOGS, CATS AND OTHER DOMESTIC ANIMALS:** Use on rugs, floors, walls, tile, cages, crates, litter boxes, mats, floor coverings, or any surface soiled by a pet. Test a small inconspicuous area first. Blot problem area. Then follow directions for [(GENERAL DEODORIZATION) (CLEANING/DEODORIZING DIRECTIONS) (FOR USE AS A (GENERAL) CLEANER AND/OR DEODORIZER)].

**WATERBED CONDITIONER:** When used as a waterbed conditioner, [(this product) (Product Name)] eliminates the odor caused by bacteria. If bed has not been treated properly, drain bed completely. Add 15 gallons of water, mix vigorously, drain bed again. Fill bed with water and follow dosage directions.

**Dosage:** To eliminate the odor caused by bacteria, add 22.75 fluid ounces (of this product) (Product Name) in a free flow waterbed of 90 to 180 gallon capacity. Add 45.5 fluid ounces (of this product) (Product Name) in a waveless/fiber waterbed mattress of 90 to 180 gallon capacity. Repeat application every 4 to 6 months.

**GLASS CLEANING/DEODORIZING DIRECTIONS:** Use [(cleaning) (deodorizing) solution to clean and deodorize windows, mirrors, and glass surfaces. Use a coarse spray device. For spray applications, spray 6-8 inches from surface. Do not breathe spray. Rub with sponge or cloth. Change cloth, sponge or towels frequently to avoid redeposition of soil.

**SEWER BACKUP & RIVER FLOODING:** To use as a deodorizer, dilute 7.5 to 15 ounces (of this product) (Product Name) per (one) (1) gallon of water allowing for the diluting effect of absorbed water within saturated materials. Remove gross filth or heavy soil along with non-salvageable materials. Saturate all affected areas with a mechanical spray device (coarse pump or trigger spray device) before and after cleaning and extraction. For spray applications, spray 6-8 inches from surface. Use proper ventilation; open windows.

**CARPETS, CARPET CUSHIONS, UPHOLSTERY, DRAPES AND OTHER POROUS MATERIALS, SUB FLOORS, DRYWALL, TRIM AND FRAME LUMBER, TACKLESS STRIP AND PANELING:** To use as a deodorizer against water damage, extract the excess water. Test hidden area for colorfastness. Dilute 7.5 to 15 ounces (of this product) (Product Name) per (one) (1) gallon of water, allowing for the diluting effect of absorbed water within saturated materials. Remove gross filth or heavy soil. Apply directly with a mechanical spray device (coarse pump or trigger spray device) to saturate affected materials. For spray applications, spray 6-8 inches from surface. Brush or agitate into materials and allow the materials to remain damp for 10 minutes. Follow with a thorough extraction. Dry rapidly and thoroughly.

**SMOKE DAMAGE RESTORATION:** Effective against odors caused by smoke damage for home, institutional, industrial and hospital use. [(This product) (Product name)] is particularly suitable for use in smoke damage restoration situations. Saturate affected materials with enough product to remain wet for at least 10 minutes. Use proper ventilation.

**WATER AND SMOKE DAMAGE RESTORATION:** Effective against odors caused by smoke and water damage. For home, institutional, industrial and hospital use. [(This product) (Product name)] is particularly suitable for use in water damage restoration situations. Saturate affected materials with enough product to remain wet for at least 10 minutes. Use proper ventilation.

**SPECIAL INSTRUCTIONS FOR CLEANING CARPETS:** [(This product) (Product name)] can be used in industrial, institutional, commercial and residential areas such as homes, motel & hotel chains, nursing homes, schools and hospitals. For use on wet cleanable synthetic fibers. Do not use on wool. Vacuum carpet thoroughly prior to cleaning. Test fabric for color fastness.

**For Portable Extraction Units:** Mix 5 ounces (of (this product) (Product name)) per (one) (1) gallon of water (or equivalent use dilution).

**For Truck Mounted Extraction Machines:** Mix 5 ounces (of (this product) (Product name)) per 1½ gallons of water (or equivalent use dilution) and meter at (one) (1) gallon per hour.

**For Rotary Floor Machines:** Mix 5 ounces (of (this product) (Product name)) per (one) (1) gallon of water (or equivalent use dilution) and apply at the rate of 300-500 sq. ft. per (one) (1) gallon.

Do not mix [(this product) (Product name)] with other cleaning products. Follow the cleaning procedures specified by the manufacturer of the cleaning equipment. After using [(this product) (Product name)] set the carpet pile and protect the carpet from furniture legs and bases while drying. Do not over wet. If applied to stain resistant nylon carpet, apply a fabric protector according to the carpet manufacturer's directions.

#### **CARPET (CLEANING) (DEODORIZATION) FOR HOME, INSTITUTIONAL, INDUSTRIAL AND HOSPITAL USE**

[(This product) (Product name)] cleans and deodorizes the carpet. It can be used in industrial, institutional, commercial and residential areas such as homes, motels, hotels chains, nursing homes and hospitals.

Vacuum carpet thoroughly prior to application. Mix 5 ounces (of (this product) (Product name)) per (one) (1) gallon of water (or equivalent use dilution). Follow the injection and/or extraction procedures as specified for any conventional steam cleaning equipment you are using. For rotary floor machines, mix 5 ounces (of (this product) (Product Name)) per (one) (1) gallon of water and spray on carpet at a rate of 300-500 sq. ft. per (one) (1) gallon.

[(For use) (Use (this product) (Product name))] on washable synthetic fibers. Do not use on wool. Test color fastness of carpet before use. Apply diluted product to a small concealed spot, then rub with a clean white cloth. If color changes or transfers to the cloth, a water-based product must not be used.

After using the product, set carpet pile in one direction with a stiff brush. Place aluminum foil under the legs of furniture while carpet is drying. Over-wetting can cause carpet to shrink. Manufacturer assumes no responsibility for over-wetting misuse.

**Note:** [(This product) (Product name)] must not be mixed with other cleaning products.

**CLEANSING OF BODY SURFACES AND BODY ORIFICES OF HUMAN REMAINS:** [(This product) (Product Name)] removes secretions, soil and blood, along with their accompanying malodor, from the surfaces and orifices of human remains. Using a sponge or washcloth, bathe the entire body with a use solution of [(5 ounces) ((a) (one) 5-ounce packet)] (of (this product) (Product name)) [(to) (with)] 1 gallon (or equivalent use dilution). A soft brush may be employed on surfaces other than the face. Allow a 10-minute contact time for optimal results. [(Fresh solution must be prepared) (Prepare fresh solution)] for each [(cadaver) (remains)] at least daily or [(more often if use solution) (when use solution)] becomes visibly [(dirty) (soiled) (diluted)].

**FOR USE ON FINISHED FLOORS:** To limit gloss reduction, use [(5 ounces) ((a) (one) 5-ounce packet)] (of (this product) (Product name)) per (one) (1) gallon of water

(or equivalent use dilution). Apply with a damp mop or auto scrubber. Allow surface to air dry.

#### **OTHER USES**

**DISINFECT/FUNGICIDE/IRUCIDE\* OF HARD, NON-POROUS (INANIMATE) (ENVIRONMENTAL) SURFACES IN WHIRLPOOL UNITS:** Preclean all surfaces when used as a fungicide. After using the whirlpool unit, drain and refill with fresh water to just cover the intake valve. [(5 ounces) (\*\*7.5 ounces) ((a) (one) 5- ) (\*\*7.5- ) ounce packet)] (of (this product) (product name)) [(per) (to) (with)] (one) (1) gallon of water (or equivalent use dilution) (488 ppm active) (\*\*732 ppm active) at this point. Briefly start the pump to circulate the solution. Turn off the pump. Wash down the unit sides, seat of the chair, lift and (any) (all) other related equipment with a clean swab, brush or sponge. Treated surfaces must remain wet for 10 minutes. After the unit has been thoroughly disinfected, drain the solution from the unit and rinse any/all cleaned surfaces with fresh water. Repeat for heavy soiled units[(Change the solution) (A Fresh solution must be prepared) (Prepare a fresh solution)] at least daily or [(more often if use solution) (when use solution)] becomes visibly [(dirty) (soiled) (diluted)].

**FOR DISINFECTING BAGLESS VACUUM CLEANERS:** Add [(5 ounces) ((a) (one) 5-ounce packet)] (of (this product) (Product Name)) [(to) (with)] (one) (1) gallon of water (488 ppm active) (or equivalent use dilution). Turn off and unplug vacuum clean. Remove the hard, non-porous container that houses collected material from vacuum cleaner. Empty contents into a waste receptacle. Rinse collection container with water and wipe clean to remove any additional collected material. Apply solution to collection container with a brush, cloth, sponge, mechanical spray device ((hand pump) coarse pump or trigger spray device) so as to wet all surfaces thoroughly. For sprayer applications, spray 6-8 inches from surface. Allow surfaces to remain wet for 10 minutes. [(Wipe up excess liquid (with a paper towel)) (Allow to air dry)]. Reattach container to vacuum cleaner. Change cloth, sponge or towels frequently to avoid redeposition of soil. [(Change the solution) (A Fresh solution must be prepared) (Prepare a fresh solution)] at least daily or [(more often if use solution) (when use solution)] becomes visibly [(dirty) (soiled) (diluted)].

**FOR DISINFECTING NON-POROUS VACUUM CLEANER BRUSHES:** Add 5 ounces (of (this product) (Product Name)) to (one) (1) gallon of water (488 ppm active) (or equivalent use dilution). Turn off and unplug vacuum cleaner. Remove the non-porous brushes from vacuum cleaner. Submerge brush in solution so as to wet all surfaces thoroughly. Allow surfaces to remain wet for 10 minutes. Then remove excess liquid. Wipe and let surface air dry. Reattach brushes to vacuum cleaner. [(Change the solution) (A fresh solution must be prepared) (Prepare a fresh solution)] at least daily when use solution becomes visibly [(diluted) (soiled) (dirty)].

#### **DIRECTIONS FOR HOUSEHOLD USE**

**KITCHEN/BATHROOM/HOUSEHOLD CLEANING:** Apply [(5 ounces) ((a) (one) 5-ounce packet)] (of (this product) (Product Name)) per (one) (1) gallon of water use solution with a brush, cloth, sponge, mop, auto scrubber, mechanical spray device ((hand pump) coarse pump or trigger spray device) directly onto hard, non-porous (inanimate) (environmental) surfaces. For spray applications, hold container 6 inches to 8 inches from surface and spray until thoroughly wet. Wipe tie soiled area clean. [(Wipe up excess liquid (with a paper towel)) (Allow to air dry)]. [(This product) (Product Name)] is not to be used on dishware, glasses or eating utensils. Change cloth, sponge or towels frequently to avoid redeposition of soils.

**DISINFECT/DEODORIZE:** To disinfect hard, non-porous (inanimate) (environmental) surfaces such as floors, walls, counters, sinks, tubs, toilets, glazed tile, exterior surfaces

of appliances, refrigerators or freezers, microwave exteriors, stove tops and hoods, tables, garbage pails and faucets, apply [(5 ounces) (\*\*7.5 ounces) ((a) (one)) (5- ) (\*\*7.5- ) ounce packet)] (of (this product) (product name)) [(per) (to) (with)] (one) (1) gallon of water (or equivalent use dilution) (488 ppm active) (\*\*732 ppm active) with brush, cloth, sponge, mop, auto scrubber mechanical spray device ((hand pump) coarse pump or trigger spray device). For spray applications, hold container 6 inches to 8 inches from surface and spray until thoroughly wet. Treated surface must remain wet for 10 minutes before wiping. For heavily soiled areas a pre-cleaning step is required. The pre-cleaning step must be done according to the instructions under Kitchen/Bathroom/Household Cleaning directions. Rinse with potable water after use on surfaces that come in contact with food. Change cloth, sponge or towels frequently to avoid redeposition of soil. [(Change the solution) (A Fresh solution must be prepared) (Prepare a fresh solution)] at least daily or [(more often if use solution) (when use solution)] becomes visibly [(dirty) (soiled) (diluted)].

#### SANITIZER DIRECTIONS FOR NON-FOOD CONTACT SURFACES

**SANITIZATION OF HARD, NON-POROUS (INANIMATE) (ENVIRONMENTAL) SURFACES IN WHIRLPOOL UNITS:** To remove body oils, dead tissue, soil and all other buildups or organic matter on inanimate surfaces after using the whirlpool unit, drain and refill with fresh water to just cover the intake valve. Add 7.5 ounces (of (this product) (Product name)) for each gallon of water (or equivalent use dilution) (732 ppm active) at this point. Briefly start the pump to circulate the solution. Turn off the pump. Wash down the unit sides, seat of the chair, lift and (any) (all) other related equipment with a clean swab, brush or sponge. Treated surfaces must remain wet for 60 seconds. After the unit has been thoroughly sanitized, drain the solution from the unit and rinse (any) (all) cleaned surfaces with fresh water. Repeat for heavily soiled units. [(Change the solution) (A Fresh solution must be prepared) (Prepare a fresh solution)] at least daily or [(more often if use solution) (when use solution)] becomes visibly [(dirty) (soiled) (diluted)].

#### SANITIZATION OF EXTERIOR HOUSEHOLD SURFACES DIRECTIONS

**Preparation of Use Solution:** Add 7.5 ounces (of (this product) (Product Name)) per (one) (1) gallon of water (732 ppm active) (or equivalent use dilution) to sanitize hard, non-porous (inanimate) (environmental) exterior surfaces such as vinyl, plastic, sealed concrete, painted or sealed woodwork, and sealed stucco. Surfaces to be treated include house siding, decks, patios, walkways and driveways.

**Application:** Pre-clean heavily soiled areas. Apply solution with a brush, mop, cloth, sponge, auto scrubber, mechanical spray device ((hand pump) coarse pump or trigger spray device), or with a low-pressure (less than 60 psi) airless sprayer so as to wet all surfaces thoroughly. Treated surfaces must remain wet for 3 minutes. Wearing suitable respiratory protective equipment and protective eyewear to control exposure to spray, pressure wash surfaces to thoroughly clean all treated areas using a high-pressure spray. Do not breathe spray. Change cloth, sponge or towels frequently to avoid redeposition of soil. [(Change the solution) (A Fresh solution must be prepared) (Prepare a fresh solution)] at least daily or [(more often if use solution) (when use solution)] becomes visibly [(dirty) (soiled) (diluted)]. One-half gallon of diluted product will treat 200-300 sq ft of surface.

#### HORTICULTURAL AND ORNAMENTAL PLANTS

It is a violation of Federal Law to use [(this product) (Product name)] in a manner inconsistent with its label. Do not apply [(this product) (Product name)] in a way that will contact workers or other persons, either directly or through drift. Only protected

handlers may be in the area during application. For any requirements specific to your State or Tribe, consult the agency responsible for pesticide regulation.

Treatment is restricted to indoor uses or uses in which controlled conditions to prevent runoff and exposure to the environment. In the case of diseased trees, the spot treatment of trees must be at least 100 feet from any pond, lake, stream, or river to prevent possible runoff of the product into the waterway. **Do Not Apply by Aerial Spray.**

**COMMERCIAL FLORIST USE DIRECTIONS:** To clean, disinfect and deodorize hard, non-porous (inanimate) (environmental) surfaces in one step, prepare use solution by (adding) (mixing) [(5 ounces) ((a) (one)) (5-ounce packet)] (of (this product) (Product Name)) per (one) (1) gallon of water (1:25.6) (or equivalent use dilution). For heavy-duty use, [(add) (mix)] 10.25 ounces (of (this product) (Product Name)) per (one) (1) gallon of water (1:6.4) (or equivalent use dilution). For heavily soiled areas, a preliminary cleaning is required. Remove all leaves, petals, garbage and refuse. Pre-clean surfaces using pressurized water where possible. Apply use solution to hard (inanimate) (environmental) non-porous surfaces, thoroughly wetting surfaces as required, with a cloth, mop, brush, sponge, auto scrubber, mechanical spray device ((hand pump) coarse pump or trigger spray device). For spray applications, spray 6-8 inches from surface. Rub with brush, sponge, mop or cloth. Do not breathe spray. Treated surface must remain wet for 10 minutes. Allow surface to air dry. [(Wipe up excess liquid (with a paper towel)] (Allow to air dry)]. Change cloth, sponge or towels frequently to avoid redeposition of soil. [(Change the solution) (A fresh solution must be prepared) (Prepare a fresh solution)] at least daily or [(more often if use solution) (when use solution)] becomes visibly [(dirty) (soiled) (diluted)].

**AGRICULTURE USE REQUIREMENTS:** (Note to reviewer: This section might be surrounded by a box on label.) Use [(this product) (Product name)] only in accordance with its labeling and with the Worker Protection Standard, 40CFR170. This Standard contains requirements for the protection of agricultural workers on farms, forests, nurseries, and greenhouses, and handlers of agricultural pesticides. It contains requirements for training, decontamination, notification and emergency assistance. It also contains specific instructions and exceptions pertaining to the statements on this label about personal protective equipment (PPE). The requirements in this section (box) only apply to uses of (this product) (Product name) that are covered by the Worker Protection Standard. (Not for use in CA)

Do not enter or allow worker entry into treated areas during the restricted entry interval (REI) of 4 hours. Notify workers of the application by warning them orally and by posting warning signs at entrances to treated areas.

PPE required for early entry to treated areas that is permitted under the Worker Protection Standard and that involves contact with anything that has been treated, such as plants, soil, or water is: coveralls worn over long sleeved shirt and long pants, waterproof gloves, chemical-resistant shoes plus socks, and protective eyewear.

**NON-AGRICULTURAL USE REQUIREMENTS:** (Note to reviewer: This section might be surrounded by a box on label.) The requirements in this section (box) apply to uses of [(this product) (Product name)] that are NOT within the scope of the Worker Protection Standard for agricultural pesticides (40CFR170). The WPS applies when (this product) (Product name) is used to protect agricultural plants on farms, forests, nurseries, or greenhouses. (Not for use in CA)

Keep unprotected persons, children, pets and others out of treated areas until sprays have dried.

**CHEMIGATION:** Do not apply [(this product) (Product name)] through any type of irrigation system except when used to control algae in nozzles as directed on this label. (Not for use in CA)

**GENERAL INFORMATION:** [(This product) (Product name)] is a general disinfectant. It will help in the control of fungal, bacterial and viral plant pathogens, bacterial and fungal leaf rots, slime forming fungi, and odor causing bacteria and algae. It is designed specifically for greenhouse use where cross contamination may occur between plants. Pre-clean all surfaces prior to application of the disinfectant solution. All hard nonporous (inanimate) (environmental) surfaces must be thoroughly wetted and remain wet for 10 minutes for disinfection. Then wipe up excess or allow to air dry. Fresh solution must be prepared at least daily or when use solution becomes visibly dirty. To apply solutions for sprayer applications, use as a coarse spray only. (Not for use in CA)

#### DISINFECTING

(Note to reviewer: This section might be surrounded by a box on label.)

The requirements in this section (box) apply to uses of [(this product) (Product Name)] that are NOT within the scope of the Worker Protection Standard for agricultural pesticides (40CFR170). The WPS applies when [(this product) (Product Name)] is used to produce agricultural plants on farms, forests, nurseries, or greenhouses.

**WORK AREAS AND BENCHES:** Spray or swab hard nonporous (inanimate) (environmental) working surface with a solution of [(5 oz) ((a) (one)) 5-oz packet]] (of (this product) (Product name)) per (one) (1) gallon of water (488 ppm active) (or equivalent use dilution) before each work period and again after each plant is completed to help control transfer of diseases such as *Botrytis*, crown rot, downy mildew, *Erwinia* and root rot. Allow surface to remain wet for 10 minutes. To apply solution as a sprayer applications, use a coarse spray only and spray 6-8 inches from surface. [(Wipe up excess liquid (with a paper towel)) (Allow to air dry)]. Change cloth, sponge or towels frequently to avoid redeposition of soil. [(Change the solution) (A fresh solution must be prepared) (Prepare a fresh solution)] at least daily or [(more often if use solution) (when use solution)] becomes visibly [(dirty) (soiled) (diluted)].

**POTS, FLATS AND FLOWER BUCKETS:** Brush or wash used pots and flats, then soak in a solution of [(5 oz) ((a) (one)) 5-oz packet]] (of (this product) (Product name)) per (one) (1) gallon of water (or equivalent use dilution) for 10 minutes to help control transfer of diseases such as anthracnose, blight, *Botrytis*, crown rot, *Erwinia*, mildew, root rot, and rust. [(Wipe up excess liquid (with a paper towel)) (Allow to air dry)]. [(Change the solution) (A fresh solution must be prepared) (Prepare a fresh solution)] at least daily or [(more often if use solution) (when use solution)] becomes visibly [(dirty) (soiled) (diluted)].

**CUTTING TOOLS:** Soak cutting edge of tool for 10 minutes in a solution of [(5 oz) ((a) (one)) 5-oz packet]] (of (this product) (Product name)) per (one) (1) gallon of water (or equivalent use dilution) (488 ppm active) before use to help control transfer of diseases such as *Botrytis*, *Erwinia*, root and stem rots, and Tobacco Mosaic Virus (TMV). [(Wipe up excess liquid (with a paper towel)) (Allow to air dry)]. [(Change the solution) (A Fresh solution must be prepared) (Prepare a fresh solution)] at least daily or [(more often if use solution) (when use solution)] becomes visibly [(dirty) (soiled) (diluted)]. Dry and oil tools at the end of each workday.

#### ALGAE CONTROL (Not for use in CA)

When used as directed, [(this product) (Product name)] is effective against algae. With a little experience, you will quickly recognize algae contamination as it starts. Algae must be killed immediately! Remember - algae can double or quadruple in growth every day. Algae are generally dead when it does not feel slick to the touch and the color has changed. However, algae do not always change color when killed.

**GREENHOUSE GLASS:** Spray or swab hard nonporous (inanimate) (environmental) surfaces with a solution of [(5 oz) ((a) (one)) 5-oz packet]] (of (this product) (Product name)) per (one) (1) gallon of water (or equivalent use dilution). Allow to air dry. Wash off dead algae with water. Spray clean surface again with the solution. Do not rinse. For sprayer applications, use as a coarse spray only. Allow surfaces to remain wet for 10 minutes then air dry. [(Change the solution) (A fresh solution must be prepared) (Prepare a fresh solution)] at least daily or sooner if use solution becomes visibly [(dirty) (soiled) (diluted)].

**HOUSEPLANT and GARDENING CONTAINERS AND EQUIPMENT:** To control algae and cross contamination in terrariums, bubbles, and other hard nonporous gardening surfaces, wipe (inside of glass) (surface) with a solution of [(5 oz) ((a) (one)) 5-oz packet]] (of (this product) (Product name)) per (one) (1) gallon of water (or equivalent use dilution). Lightly spray plants with same solution. Allow surfaces to remain wet for 10 minutes then air dry. [(Change the solution) (A fresh solution must be prepared) (Prepare a fresh solution)] at least daily or sooner if use solution becomes visibly [(dirty) (soiled) (diluted)].

**WALKWAYS:** For heavy infestations, spray or swab surface with a solution of [(5 oz) ((a) (one)) 5-oz packet]] (of (this product) (Product name)) per (one) (1) gallon of water (or equivalent use dilution). Let stand for an hour or more then brush and wash av dead algae. Soak area again with the solution. Do not rinse. [(This product) (Product name)] will inhibit the growth of algae on hard nonporous (inanimate) (environmental) walkways. Allow to dry on the surface and repeat application when algae growth returns. For sprayer applications, use as a coarse spray only. Allow surfaces to remain wet for 10 minutes then air dry. [(Change the solution) (A fresh solution must be prepared) (Prepare a fresh solution)] at least daily or sooner if use solution becomes visibly [(dirty) (soiled) (diluted)].

**EVAPORATIVE COOLER (Not for use in CA):** Controls algae and slime forming fungi and certain fungal plant pathogens on cooler pads that may carry over in the cooler as well as bacterial odors. Use 5 ounces of [(this product) (Product name)] per 1 gallon of water every other week.

**Note:** Unintentional consequences such as crop injury or ineffectiveness may result because of certain environmental or growing conditions, manner of use or applications, and insect resistance. Therefore, before treating a large number of plants, spray a few plants and observe for plant damage and for performance prior to full-scale application. All risks shall be assumed by the user.

#### DIRECTIONS FOR ALTERNATE CONTAINERS/DELIVERY SYSTEMS AUTOMATED DILUTION SYSTEM (DILUTION SYSTEMS TRADE NAL

**INSTRUCTIONS:** Remove [(cap) (spray nozzle)] from empty container. Fill empty container with a newly prepared use-solution. Replace [(cap) (spray nozzle)]. Place correct use-dilution label on newly filled container.

#### BAG-IN BOX CONTAINERS

**How to use this package:** This package is designed to be used with dilution control systems only. Open package and connect to dispense according to directions on the box.

**TRIGGER SPRAYERS:** Fill bottle from dispenser. Apply to surfaces according to directions above.

**MOP BUCKETS:** Fill bucket from dispenser. Set up "Wet Floor" signs. Mop floor surfaces as specified in directions above.

**PACKETS (For pre-measured tear open packets)**

**For Disinfection packet only:** (Simply) (Tear) open and Pour contents of packet into 1 gallon of water. Keep packets in box until ready to use.

**For Non-Food Contact Sanitizer packet only:** (Simply) (Tear) open and pour contents into 1 gallon of water. Keep packets in box until ready to use.

**REFILLS**

**To Refill Concentrate From Large Containers Into Smaller Containers:** [(This product) (Product name)] may be used to fill and refill clean, properly labeled containers for dilution elsewhere within your facility. Make sure the small container has been cleaned, dried and properly labeled according to state and local regulations. Also make sure other items (funnels or hand pumps) are properly cleaned and dried. To refill, [(simply pour) (pump product)] from the larger container directly into the smaller one being careful not to spill any product. Keep both containers sealed when not in use.



(Note to reviewer: The title and first statement of this section must appear on every label, followed by the appropriate Storage and Disposal section. Brackets [ ] indicate that one option within the brackets MUST be used in the final label text. Each option within the brackets is enclosed in a set of parenthesis ( ). All "Notes" are only for reviewers and will not be included on label.)

## STORAGE AND DISPOSAL

Do not contaminate water, food, or feed by storage and disposal.

(FOR USE ON NON-REFILLABLE CONTAINERS WITH HOUSEHOLD/RESIDENTIAL USES)  
**PESTICIDE DISPOSAL/CONTAINER HANDLING/CONTAINER DISPOSAL:** Non-refillable container. Store only in original container in areas inaccessible to children. Triple rinse container. Do not reuse empty container. Wrap (container) and put in trash or offer for recycling if available.

(FOR USE ON NON-REFILLABLE CONTAINERS WITH INSTITUTIONAL/COMMERCIAL/INDUSTRIAL)

(Note: To be used with either Nonpublic health or Public health uses in this section.)

(Note: For use on containers greater than one gallon)

**PESTICIDE STORAGE:** Open dumping is prohibited. Store only in original container. Do not reuse empty container. If a leaky container must be contained within another, mark the outer container to identify the contents. Store pesticides away from food, pet food, feed, seed, fertilizers, and veterinary supplies. Keep [(this product) (Product Name)] under locked storage sufficient to make it inaccessible to children or persons unfamiliar with its proper use.

(Note: For use on containers greater than one gallon)

**PESTICIDE DISPOSAL:** Pesticide wastes are acutely hazardous. Improper disposal of excess pesticide, spray mixture or rinsate is a violation of Federal Law. If these wastes cannot be disposed of by use according to label instructions, contact your State Pesticide or Environmental Control Agency, or the Hazardous Waste Representative at the nearest EPA Regional Office for guidance.

**CONTAINER DISPOSAL:** (Note: Only one of the following Container Disposal paragraphs will be used, depending on packaging type.)

Non-refillable container. Do not reuse this container to hold materials other than pesticides or diluted pesticides (rinsate). Offer for recycling if available or puncture and dispose in a sanitary landfill, or by other procedures approved by state and local authorities. If rinsate cannot be used, follow Pesticide Disposal instructions.

(Note: Several of our customers' packaging options are sealed containers or bottles designed to reduce worker exposure to the concentrate. None of these can be triple rinsed because they are closed sealed containers. The following text will be used on these non-refillable sealed container types only.)

Nonrefillable container. Do not reuse or refill this container. Wrap empty container and put in trash.

(Note: The following text will be used on the BAG in BOX container types only. No Residue Removal instructions are used when BAG in BOX container disposal instructions is used.)

**BAG in BOX CONTAINER DISPOSAL:** Completely empty bag into application equipment. Then offer for recycling if available or dispose of in a sanitary landfill, or by incinerations, or by other procedures allowed by state and local authorities.

(Note: For use on containers of one gallon or less. The following replaces the above "Pesticide Storage" "Pesticide Disposal" and "Container Disposal" directions in the INSTITUTIONAL/COMMERCIAL/INDUSTRIAL section.)

**CONTAINER DISPOSAL/PESTICIDE STORAGE:** Non-refillable container. Store only in original container. Do not reuse empty container. Store pesticides away from food, pet food, feed, seed, fertilizers, and veterinary supplies. Keep [(this product) (Product Name)] under locked storage sufficient to make it inaccessible to children or persons unfamiliar with its proper use. Triple rinse as follows: Fill container ¼ full with water and reclose the container. Agitate vigorously and dispose of rinsate. Repeat two more times. Wrap (container) and put in trash or offer for recycling if available.

(FOR USE ON REFILLABLE CONTAINERS)

(Note: The following text must be used on all refillable containers greater than five gallons.)

Cleaning the container before final disposal is the responsibility of the person disposing of the container. Cleaning before refilling is the responsibility of the refiller.

**PESTICIDE STORAGE:** Open dumping is prohibited. Store only in original container. If a leaky container must be contained within another, mark the outer container to identify the contents. Store pesticides away from food, pet food, feed, seed, fertilizers, and veterinary supplies. Keep [(this product) (Product Name)] under locked storage sufficient to make it inaccessible to children or persons unfamiliar with its proper use.

**PESTICIDE DISPOSAL:** Pesticide wastes are acutely hazardous. Improper disposal of excess pesticide, spray mixture or rinsate is a violation of Federal Law. If these wastes cannot be disposed of by use according to label instructions, contact your State Pesticide or Environmental Control Agency, or the Hazardous Waste Representative at the nearest EPA Regional Office for guidance.

(Note to Reviewer: Only one of the following paragraphs will be used for Residue Removal/Container Disposal on all refillable and non-refillable Institutional/Commercial/Industrial labels.)

(Note: For containers up to and including 5 gallons)

**RESIDUE REMOVAL INSTRUCTIONS:** Triple rinse container (or equivalent) promptly after emptying. Triple rinse as follows: Fill the container ¼ full with water and recap. Shake for 10 seconds. Follow Pesticide Disposal instructions for rinsate disposal. Drain for 10 seconds after the flow begins to drip. Repeat this procedure two more times.

(For containers greater than 5 gallons with Industrial/Commercial Non-public Health Uses)




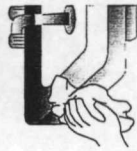
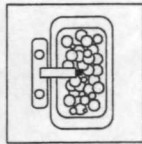

**RESIDUE REMOVAL INSTRUCTIONS:** To clean the container before final disposal, empty the remaining contents from this container into application equipment or a mix tank. Empty remaining contents into application equipment or a mix tank. Fill the container ¼ full with water. Replace and tighten closures. [(Tip container on its side and roll it back and forth, ensuring at least one complete revolution for 30 seconds) (Agitate vigorously or recirculate water for 30 seconds)]. Stand the container on its end and tip it back and forth several times. Turn the container over onto its other end and tip it back and forth several times. Empty the rinsate into application equipment or a mix tank or store rinsate for later use or disposal. Repeat this procedure two more times.

(For containers greater than 5 gallons with Institutional/Industrial/Commercial Public Health Uses)  
**RESIDUE REMOVAL INSTRUCTIONS:** To clean the container before final disposal, triple rinse as follows: Fill container ¼ full with water. [(Tip container on its side and roll it back and forth, ensuring at least one complete revolution for 30 seconds) (Agitate vigorously or recirculate water for 30 seconds)]. Stand the container on its end and tip it back and forth several times. Turn the container over its other end and tip it back and forth several times. Follow Pesticide Disposal instructions for rinsate disposal. Repeat this procedure two more times.

(For containers up to and including 5 gallons - Refillable containers only)

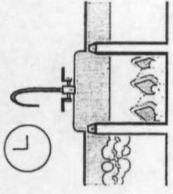
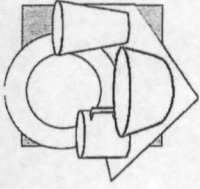
**CONTAINER HANDLING/RESIDUE REMOVAL:** Refillable container. Triple rinse (or equivalent). Refill this container with [(this brand) (this product) (Product name) (pesticide)] only. Do not reuse this container for any other purpose. Cleaning the container before final disposal is the responsibility of the person disposing of the container. Cleaning before refilling is the responsibility of the refiller.

(Note to Reviewer: These icons have been requested by our customers and will appear on the label with the appropriate directions.)



**WARNING**  
**AVISO**

CHILDREN CAN FALL INTO BUCKET AND DROWN. KEEP CHILDREN AWAY FROM BUCKETS WITH EVEN A SMALL AMOUNT OF WATER.  
Niños pueden caer adentro de un balde y ahogarse. Retire los niños de sí balde aunque solamente tenga un poco de agua.



DISINFECTANT



DESINFECTANTE

**KSA**  
**KOSHER**



**FIVE-OUNCE PACKET LABEL TO BE USED WITH MASTER  
CONTAINER LABEL FOR DISINFECTION**

**FOR DISINFECTION**

MIX EACH PACKET WITH 1 GALLON OF WATER

**MAQUAT 25.6-PDX**

E.P.A. Reg. No. 10324-201 E.P.A. Est. No. 10324-IL-1

NET CONTENTS: 5 FLUID OZ.

**ACTIVE INGREDIENTS:**

Alkyl (C<sub>14</sub> 60%, C<sub>16</sub> 30%, C<sub>12</sub> 5%, C<sub>18</sub> 5%)  
dimethyl benzyl ammonium chloride..... 0.625%  
Alkyl (C<sub>12</sub> 68%, C<sub>14</sub> 32%)  
dimethyl ethylbenzyl ammonium chloride ..... 0.625%

**INERT INGREDIENTS:** ..... 98.750%  
**TOTAL:** ..... 100.000%

**KEEP OUT OF REACH OF CHILDREN**

**WARNING**

SEE OUTER CONTAINER FOR PRECAUTIONARY STATEMENTS AND USE  
DIRECTIONS

DISPOSAL: Do not reuse container. Wrap and put in trash collection.

**MASON CHEMICAL COMPANY**  
"THE QUATERNARY SPECIALISTS"

721 W. Algonquin Road  
Arlington Heights, IL 60005



847-290-1621

Toll Free:

1-800-362-1855

PELIGRO: SI NO PUEDE LEER EN INGLES, PREGUNTE A SU  
SUPERVISOR SOBRE LAS INSTRUCCIONES DE USO  
APROPIADAS ANTES DE TRABAJAR CON ESTE PRODUCTO.

**7.5-OUNCE PACKET LABEL TO BE USED WITH MASTER  
CONTAINER LABEL FOR DISINFECTION**

**FOR DISINFECTION**

MIX EACH PACKET WITH 1 GALLON OF WATER

**MAQUAT 25.6-PDX**

E.P.A. Reg. No. 10324-201 E.P.A. Est. No. 10324-IL-1

NET CONTENTS: 7.5 FLUID OZ.

**ACTIVE INGREDIENTS:**

Alkyl (C<sub>14</sub> 60%, C<sub>16</sub> 30%, C<sub>12</sub> 5%, C<sub>18</sub> 5%)  
dimethyl benzyl ammonium chloride ..... 0.625%  
Alkyl (C<sub>12</sub> 68%, C<sub>14</sub> 32%)  
dimethyl ethylbenzyl ammonium chloride ..... 0.625%

**INERT INGREDIENTS:** ..... 98.750%  
**TOTAL:** ..... 100.000%

**KEEP OUT OF REACH OF CHILDREN**

**WARNING**

SEE OUTER CONTAINER FOR PRECAUTIONARY STATEMENTS AND USE  
DIRECTIONS

DISPOSAL: Do not reuse container. Wrap and put in trash collection.

**MASON CHEMICAL COMPANY**  
"THE QUATERNARY SPECIALISTS"

721 W. Algonquin Road  
Arlington Heights, IL 60005



847-290-1621

Toll Free:

1-800-362-1855

PELIGRO: SI NO PUEDE LEER EN INGLES, PREGUNTE A SU  
SUPERVISOR SOBRE LAS INSTRUCCIONES DE USO  
APROPIADAS ANTES DE TRABAJAR CON ESTE PRODUCTO.



**7.5-OUNCE PACKET LABEL TO BE USED WITH MASTER  
CONTAINER LABEL FOR NONFOOD CONTACT SANITIZER**

**FOR DISINFECTION**

MIX EACH PACKET WITH 1 GALLON OF WATER

**MAQUAT 25.6-PDX**

E.P.A. Reg. No. 10324-201 E.P.A. Est. No. 10324-IL-1

NET CONTENTS: 7.5 FLUID OZ.

**ACTIVE INGREDIENTS:**

Alkyl (C<sub>14</sub> 60%, C<sub>16</sub> 30%, C<sub>12</sub> 5%, C<sub>18</sub> 5%)  
dimethyl benzyl ammonium chloride..... 0.625%  
Alkyl (C<sub>12</sub> 68%, C<sub>14</sub> 32%)  
dimethyl ethylbenzyl ammonium chloride..... 0.625%

**INERT INGREDIENTS:** ..... 98.750%  
**TOTAL:** ..... 100.000%

**KEEP OUT OF REACH OF CHILDREN**

**WARNING**

SEE OUTER CONTAINER FOR PRECAUTIONARY STATEMENTS AND USE  
DIRECTIONS

DISPOSAL: Do not reuse container. Wrap and put in trash collection.



**MASON CHEMICAL COMPANY**  
"THE QUATERNARY SPECIALISTS"

721 W. Algonquin Road  
Arlington Heights, IL 60005

847-290-1621

Toll Free:  
1-800-362-1855

PELIGRO: SI NO PUEDE LEER EN INGLES, PREGUNTE A SU  
SUPERVISOR SOBRE LAS INSTRUCCIONES DE USO  
APROPIADAS ANTES DE TRABAJAR CON ESTE PRODUCTO.

