

10324-177

3/22/2011

10442

Elizabeth Tannehill  
Mason Chemical Company  
721 W. Algonquin Rd.  
Arlington Heights, IL 60005

MAR 22 2011

SUBJECT: Maquat® 705-M  
EPA Registration Number: 10324-177  
Application Date: February 18, 2010  
Receipt Date: February 23, 2011

Dear Ms. Tannehill:

This letter acknowledges receipt of the notification identified above submitted under provisions of the Federal Insecticide, Fungicide, and Rodenticide Act (FIFRA) as amended and PR Notice 98-10 is acceptable.

- Correcting the errors.

**General Comments**

Should you have any questions concerning this letter, please contact Emilia Oiguenblik at (703) 347-0199 or Velma Noble at (703) 308-6233.

Sincerely,



Velma Noble  
Product Manager (31)  
Regulatory Management Branch I  
Antimicrobials Division (7510P)

CONCURRENCES							
SYMBOL							
SURNAME							
DATE							

20442



United States  
Environmental Protection Agency  
Washington, DC 20460

<input type="checkbox"/>	Registration
<input type="checkbox"/>	Amendment
<input checked="" type="checkbox"/>	Other

OPP Identifier Number

Application for Pesticide - Section I

1. Company/Product Number 10324-177	2. EPA Product Manager Noble	3. Proposed Classification <input checked="" type="checkbox"/> None <input type="checkbox"/> Restricted
4. Company/Product (Name) Maquat 705-M	PM# 31	
5. Name and Address of Applicant (Include ZIP Code) Mason Chemical Company 721 W. Algonquin Rd. Arlington Heights, IL 60005 <input type="checkbox"/> Check if this is a new address	6. Expedited Review. In accordance with FIFRA Section 3(c)(3)(b)(ii), my product is similar or identical in composition and labeling to: EPA Reg. No. 10324-117 Product Name Maquat 710-M	

Section - II

<input type="checkbox"/> Amendment - Explain below.	<input type="checkbox"/> Final printed labels in response to Agency letter dated _____
<input checked="" type="checkbox"/> Resubmission in response to Agency letter dated 11/10/10	<input type="checkbox"/> "Me Too" Application.
<input checked="" type="checkbox"/> Notification - Explain below.	<input type="checkbox"/> Other - Explain below.

Explanation: Use additional page(s) if necessary. (For section I and Section II.)

We are correcting an error found in the EPA review letter dated 11/10/10 as well as correcting two other areas found to be incorrect on the label.

This notification is consistent with the provisions of PR Notice 95-2 and EPA regulations at 40 CFR 152.46, and no other changes have been made to the labeling or the confidential statement of formula of this product. I understand that it is a violation of 18 U.S.C. Sec. 1001 to willfully make any false statement to EPA. I further understand that if this notification is not consistent with the terms of PR Notice 95-2 and 40 CFR 152.46, this product may be in violation of FIFRA and I may be subject to enforcement action and penalties under sections 12 and 14 of FIFRA.

We feel this is a Notification and requires no fee payment. We understand the EPA will contact us with payment information, if needed, upon receipt of application.

Contact Information: Elizabeth (Liz) Tannehill, liz@maquat.com voice number 847-290-1621 fax number 847-290-1625

Section - III

1. Material This Product Will Be Packaged In:					
Child-Resistant Packaging <input checked="" type="checkbox"/> Yes <input type="checkbox"/> No	Unit Packaging <input type="checkbox"/> Yes <input checked="" type="checkbox"/> No	Water Soluble Packaging <input type="checkbox"/> Yes <input checked="" type="checkbox"/> No	2. Type of Container <input type="checkbox"/> Metal <input checked="" type="checkbox"/> Plastic <input type="checkbox"/> Glass <input type="checkbox"/> Paper <input type="checkbox"/> Other (Specify) _____		
* Certification must be submitted		If "Yes" Unit Packaging wgt.	No. per container	If "Yes" Package wgt.	No. per container
3. Location of Net Contents Information <input checked="" type="checkbox"/> Label <input checked="" type="checkbox"/> Container		4. Size(s) Retail Container 3.5 oz., 1 qt., 1 gal., 5 gal., 55 gal.		5. Location of Label Directions <input checked="" type="checkbox"/> On Label	
6. Manner in Which Label is Affixed to Product <input checked="" type="checkbox"/> Lithograph <input checked="" type="checkbox"/> Paper glued <input checked="" type="checkbox"/> Stenciled			<input type="checkbox"/> Other _____		

Section - IV

1. Contact Point (Complete items directly below for identification of individual to be contacted, if necessary, to process this application.)					
Name Elizabeth Tannehill		Title Regulatory Manager		Telephone No. (Include Area Code) 847-290-1621	
Certification I certify that the statements I have made on this form and all attachments thereto are true, accurate and complete. I acknowledge that any knowingly false or misleading statement may be punishable by fine or imprisonment or both under applicable law.					6. Date Application Received  (Stamped)
2. Signature 			3. Title Regulatory Manager		
4. Typed Name Elizabeth Tannehill			5. Date 2/18/11		





**MASON CHEMICAL COMPANY**  
 "The Quaternary Specialists"

721 W. Algonquin Road | Arlington Heights, IL 60005 | 847-290-1621 or 800-362-1855

E.P.A. Reg. No. 10324-177

E.P.A. Est. No. 10324-IL-1

**MAQUAT® 705-M**

Net Contents: ((Batch)(Lot) No) (Manufacturing Date)):

**PRECAUTIONARY STATEMENTS  
 HAZARDS TO HUMANS  
 AND DOMESTIC ANIMALS**

**DANGER. Keep Out of Reach of Children.** Corrosive. Causes irreversible eye damage and skin burns. Harmful if swallowed, inhaled or absorbed through the skin. Avoid breathing spray mist. Do not get in eyes, on skin or on clothing. Wear goggles or face shield and rubber gloves and protective clothing when handling. Wash thoroughly with soap and water after handling and before eating, drinking, chewing gum, using tobacco or using the toilet. Remove contaminated clothing and wash clothing before reuse.

*(If container is 5 gallons or larger the following statement must appear on the label.)*

**ENVIRONMENTAL HAZARD**

This pesticide is toxic to fish and aquatic invertebrates. Do not discharge effluent containing [(this product) (Product Name)] into lakes, streams, ponds, estuaries, oceans or other waters unless in accordance with the requirements of a National Pollutant Discharge Elimination System (NPDES) permit and the permitting authority has been notified in writing prior to discharge. Do not discharge effluent containing [(this product) (Product Name)] into sewer systems without previously notifying the local sewage treatment plant authority. For guidance contact your State Water Board or Regional Office of the EPA.

*(If container is equal to or less than 5 gallons use the following as an alternate to the above statement.)*

**ENVIRONMENTAL HAZARD**

[(This product) (Product Name)] is toxic to fish.

**PHYSICAL OR CHEMICAL HAZARDS**

Do not use or store near heat or open flame.  
 Do not mix with oxidizers, anionic soaps and detergents.

**First Aid**

Have the product container or label with you when calling a poison control center or doctor, or going for treatment.

**IF ON SKIN OR CLOTHING:** Take off contaminated clothing. Rinse skin immediately with plenty of water for 15-20 minutes. Call a poison control center or doctor for treatment advice.

**IF IN EYES:** Hold eye open and rinse slowly and gently with water for 15-20 minutes. Remove contact lenses, if present, after the first 5 minutes, then continue rinsing eye. Call a poison control center or doctor for treatment advice.

**IF SWALLOWED:** Call a poison control center or doctor immediately for treatment advice. Have person sip a glass of water if able to swallow. Do not induce vomiting unless told to do so by a poison control center or doctor. Do not give anything by mouth to an unconscious person.

**IF INHALED:** Move person to fresh air. If person is not breathing, call 911 or an ambulance, then give artificial respiration, preferably mouth-to-mouth, if possible. Call a poison control center or doctor for further treatment advice.

**NOTE TO PHYSICIAN:** Probable mucosal damage may contraindicate the use of gastric lavage.

Cleaner – Disinfectant – (Food Contact) (Non-Food Contact) Sanitizer – Deodorizer – Mildewstat – Virucide\* – With Organic Soil Tolerance For Hospitals, Nursing Homes, Whirlpools, Home, Hotels & Motels, Waterbed Conditioner, Institutional, Industrial, Schools, Dairy, Equine, Poultry/Turkey, Farm, Veterinary, Restaurant, Food Handling and Process Areas, Wineries, Federally Inspected Meat and Poultry Plants, Bar and Institutional Kitchen Use and for Sanitizing Ice Machines and for Harvesting & Handling Equipment. Controls Algae and Algal Slime Growth in Industrial and/or Commercial Recirculating Cooling Water Towers and Once Through Fresh Water Cooling Systems. *(Water Treatment uses not allowed in California).*

Small Fly Ovicidal Treatment.

Athletic Surface Disinfectant.

Non-Acid Bathroom Cleaner.

Laundry Sanitizer. Laundry Bacteriostat.

Fabric mildew inhibitor & sanitizer.

Residual Bacteriostat and Self-Sanitizing Agent under Humid or Wet Contamination Conditions.

Formulated for effective Poultry Sanitation.

Formulated for effective Swine Premise Sanitation.

Formulated for effective Mushroom Farm Sanitation.

A Water Treatment Microbiocide for industrial and/or Commercial Recirculating Cooling Water Towers, Retort Water Systems and Oil Field Water Flood/Salt Water Disposal Systems and Fracturing Fluids *(Water Treatment uses not allowed in California).*

(Product of USA) (Made in the USA)

**ACTIVE INGREDIENTS:**

Octyl Decyl Dimethyl Ammonium Chloride.....	1.50%
Didecyl Dimethyl Ammonium Chloride .....	0.75%
Diocetyl Dimethyl Ammonium Chloride .....	0.75%
Alkyl (C <sub>14</sub> , 50%; C <sub>12</sub> , 40%; C <sub>16</sub> , 10%) dimethyl benzyl ammonium chloride.....	2.00%

**INERT INGREDIENTS:** ..... 95.00%

**TOTAL** ..... 100.00%

**KEEP OUT OF REACH OF CHILDREN  
 DANGER PELIGRO**

See (left) (back) (side) (right) panel (of label) (below) for additional precautionary statements and first aid statements.

*(Note to Reviewer: This information has been verified per DOT regulations. It is NOT required to be on the label but is being requested by a customer.)*

**TRANSPORTATION INFORMATION**

**DOT Hazard Class:** 8 Corrosive

**DOT Proper Shipping Name:** Disinfectant Liquid Corrosive (Quaternary Ammonium Compound), 8, UN1903, PGII

**PELIGRO: SI NO PUEDE LEER EN INGLES, PREGUNTE A SU SUPERVISOR SOBRE LAS INSTRUCCIONES DE USO APROPIADAS ANTES DE TRABAJAR CON ESTE PRODUCTO.**

40642

(Note to reviewer: The Table of Contents will not be on any label. This is for our customer's reference only. The page numbers will change when the label changes.)

**Table of Contents**

Description	Page No.
Organism Guide	2
Marketing Claims	3 ✓
Use Directions	
General	10 ✓
Hospital/Healthcare	
Disinfection	12 ✓
Non-Food Contact Sanitization	13 ✓
Food Processing	
Disinfection	14 ✓
Non-Food Contact Sanitization	15 ✓
Food Contact Sanitization	15 ✓
Animal Premises	
Disinfection	21 ✓
Non-Food Contact Sanitization	24 ✓
Barber/Salon	
Disinfection	25 ✓
Non-Food Contact Sanitization	26 ✓
Restroom/Bathroom	26 ✓
Mold & Mildew	27 ✓
Deodorization/Cleaning	28 ✓
Other	
Disinfection	30 ✓
Non-Food Contact Sanitization	31 ✓
Laundry Sanitization	31 ✓
Water Treatment	
Industrial Water Systems	32 ✓
Gas Production	33 ✓

**ORGANISM LIST**

(Note: For reference use only: This is a list of all organisms covered by this label. Please see appropriate Directions for Use for proper use dilution.)

**GENERAL DISINFECTION PERFORMANCE IN NON-MEDICAL FACILITIES (Households, Schools, Restaurants, Food Services, Dairies, Farm, Beverage and Food Processing Plants and Other Non-Medical Facilities):** [(This product) (Product name)] is bactericidal according to the AOAC Use Dilution Test method on hard nonporous (inanimate) (environmental) surfaces modified in the presence of 5% organic serum against:

- Salmonella enterica* (ATCC 10708)
- Staphylococcus aureus* (ATCC 6538)

**\*\*DISINFECTION PERFORMANCE IN INSTITUTIONS (Hospitals, Dental Offices, Nursing Homes, and Other Health Care Institutions) AND NON-MEDICAL FACILITIES (Households, Schools, Restaurants, Food Services, Beverage, Food Processing Plants and Other Non-Medical Facilities):** [(This product) (Product name)] is bactericidal according to the AOAC Use Dilution Test method on hard, non-porous (inanimate) (environmental) surfaces modified in the presence of 5% organic serum against:

- Burkholderia cepacia* (ATCC 25416)
- Campylobacter jejuni* (ATCC 29428)
- Clostridium perfringens-vegetative* (ATCC 13124)
- Corynebacterium ammoniagenes* (ATCC 6871)
- Escherichia coli 0157:H7* (ATCC 35150)
- Enterococcus faecium* (Vancomycin Resistant) (VRE)
- Enterococcus faecium* (Ciprofloxacin Resistant) (Not for use in California.)
- Enterococcus faecium* (Penicillin-G Resistant) (Not for use in California.)

- Klebsiella pneumoniae* (ATCC 13883)
- Listeria monocytogenes* (ATCC 984)
- Pseudomonas aeruginosa* (ATCC 15442)
- Rhodococcus equi* (ATCC 7699)
- Salmonella enterica* (ATCC 10708)
- Salmonella enterica serovar agona* (ATCC 51957)
- Salmonella enterica serovar anatum* (ATCC 9270)
- Salmonella enterica serovar infantis* (ATCC 51741)
- Salmonella enterica serovar Newport* (ATCC 27869)
- Salmonella enterica serovar typhimurium* (ATCC 23564)
- Salmonella typhi* (ATCC 6539)
- Shigella sonnei* (ATCC 9290)
- Staphylococcus aureus* (ATCC 6538)
- Staphylococcus aureus* (Methicillin Resistant) (ATCC 33591)
- Community Associated Methicillin Resistant *Staphylococcus aureus* (CA MRSA)
- Streptococcus equi* (ATCC 33398)

**VIRUCIDAL\* PERFORMANCE:** [(This product) (Product name)] was evaluated and found to be effective in the presence of 5% blood serum against the following viruses on hard, non-porous (inanimate) (environmental) surfaces:

- Avian Influenza A (H5N1) virus
- Avian influenza/Turkey/Wisconsin virus (ATCC VR-798)
- Human Coronavirus (ATCC VR-740)
- Hepatitis B Virus
- Hepatitis C Virus
- Herpes Simplex Type1 virus (ATCC VR-260)
- Herpes Simplex Type 2 virus (ATCC VR-734)
- HIV-1
- Influenza A (H1N1) virus (ATCC VR-1469) (Influenza A/PR/8/34 1469)
- Influenza A2/Hong Kong virus (ATCC VR-544) (H3N1)
- Influenza A2/J305 virus (ATCC VR-100)
- Vaccinia virus (ATCC VR-119)

**ANIMAL PREMISE VIRUCIDAL\* PERFORMANCE:** [(This product) (Product name)] was evaluated and found to be effective in the presence of 5% blood serum against the following viruses on hard, non-porous (inanimate) (environmental) surfaces:

- Avian Influenza A (H5N1) virus
- Avian influenza/Turkey/Wisconsin virus (ATCC VR-798)
- Canine Distemper virus (ATCC VR-128)
- Canine Coronavirus (ATCC VR-809)
- Equine Influenza A (H3N8) virus
- Equine Herpes Virus Type 1 (ATCC VR-2229)
- Infectious Bovine Rhinotracheitis virus (IBR) (ATCC VR-188)
- Infectious Laryngotracheitis virus
- Newcastle disease virus (ATCC VR-109)
- Porcine Respiratory & Reproductive Virus (PRRSV)
- Porcine Rotavirus (ATCC VR-893)
- Pseudorabies virus (ATCC VR-135)
- Transmissible Gastroenteritis virus (TGE)

**NON-FOOD CONTACT SANITIZING PERFORMANCE:** [(This product) (Product name)] is an effective one-step sanitizer on hard, non-porous (inanimate) (environmental) surfaces against:

- Staphylococcus aureus* (ATCC 6538)

50442

*Klebsiella pneumoniae* (ATCC 4352)

**FOOD CONTACT SANITIZING PERFORMANCE:** [(This product) (Product name)] was evaluated in water up to 500-ppm hardness and found to be an effective food-contact surface sanitizer against:

*Aeromonas hydrophila* (ATCC 23213)  
*Campylobacter jejuni* (ATCC 29428)  
*Clostridium perfringens-vegetative* (ATCC 13124)  
*Escherichia coli* (ATCC 11229)  
*Escherichia coli* O111:H8  
*Escherichia coli* O157:H7 (ATCC 35150)  
*Enterococcus faecalis* Vancomycin resistant (ATCC 51299)  
*Enterobacter sakazakii* (ATCC 29544)  
*Listeria monocytogenes* (ATCC 984)  
*Klebsiella pneumoniae* (ATCC 4352)  
*Salmonella enterica* (ATCC 10708)  
*Salmonella enteritidis* (ATCC 4931)  
*Salmonella typhi* (ATCC 6539)  
*Shigella dysenteriae* (ATCC 9361)  
*Shigella sonnei* (ATCC 25931)  
*Staphylococcus aureus* (ATCC 6538)  
*Staphylococcus aureus* Methicillin Resistant (ATCC 33592)  
*Streptococcus pyogenes* (ATCC 12344)  
*Yersinia enterocolitica* (ATCC 23715)

**FUNGISTATIC PERFORMANCE:** [((This product) (Product name))] was evaluated in the presence of 5% serum and found to be effective against the following on hard, non-porous environmental surfaces:

*Aspergillus niger*

**LAUNDRY BACTERIOSTATIC PERFORMANCE:** (This product) (Product name) was evaluated against the following:

*Corynebacterium ammoniagenes* (ATCC 6872)  
*Klebsiella pneumoniae* (ATCC 4352)  
*Staphylococcus aureus* (ATCC 6538)

**LAUNDRY SANITIZER PERFORMANCE:** (This product) (Product name) was evaluated against the following:

HIV-1  
*Pseudomonas aeruginosa* (ATCC 15442)  
*Klebsiella pneumoniae* (ATCC 4352)  
*Staphylococcus aureus* (ATCC 6538)  
Methicillin-resistant *Staphylococcus aureus* (MRSA) (ATCC 33592)

### MARKETING CLAIMS

[(Maquat<sup>®</sup> 705-M) (This product) (Product name)] is for use on hard, non-porous (inanimate) (environmental) surfaces in:

- Hospitals, nursing homes, medical and dental offices and clinics, healthcare facilities, physician offices, operating rooms/theaters, radiology rooms, isolation wards, quarantine areas, hospices and medical research facilities.
- Patient care rooms & facilities, recovery rooms, Emergency Rooms, X-ray cat labs, exam rooms, newborn nurseries, neonatal units, orthopedics, respiratory therapy, surgi-centers, out-patient surgical centers, labs, blood collection rooms, central supply, housekeeping & janitorial rooms, ophthalmic/optometric facilities.

- EMS & fire facilities, emergency vehicles, ambulance(s), police cars, fire trucks.
- Day care centers and nurseries, sick rooms, elder care centers, kindergartens, and preschools.
- Acute care institutions, alternate care institutions, home healthcare institutions.
- Life care retirement communities, elder care facilities.
- Restaurants, restaurants and bars, bars, kitchens, taverns, cafeterias, institutional kitchens, fast food operations and food storage areas.
- Supermarkets, convenience stores, retail and wholesale establishments, department stores, shopping malls, gift shops, video stores, bookstores, dressing rooms and laundries, photocopy centers, bicycle shops, auto repair centers.
- Computer manufacturing sites, toy factories.
- Food establishments, coffee shops, donut shops, bagel stores, pizza parlors, liquor stores.
- Crime scenes and funeral homes, morgues, mortuaries, burial vaults, mausoleum autopsy rooms, cadaver processing areas.
- Police stations, courthouses, correctional facilities, municipal government buildings, prisons, jails, penitentiaries, correctional institutions, bus stations, train stations.
- Institutional facilities, laboratories, factories, business and office buildings, restrooms, hotels and motels and transportation terminals, maintenance vehicles.
- Public restrooms, public facilities, waysides, travel rest areas, shower rooms, bathrooms, shower and bath areas.
- Hotel, motels, dormitories.
- Kitchens, bathrooms and other household areas.
- Homes (households), condos, apartments, vacation cottages, summer homes.
- Institutions, schools and colleges, commercial and industrial sites, churches, classrooms, community colleges, universities, athletic facilities and locker rooms, exercise rooms, exercise facilities, gyms, gymnasiums, fieldhouses.
- Cosmetic manufacturing facilities, medical device manufacturing facilities, biotechnology firms, pharmaceutical manufacturing facilities, warehouses.
- Health clubs, spas, tanning salons, tanning spas, massage/ facial salc, hair/nail/pedicure salons, barber/beauty shops, salons, tattoo parlors. (Not for use on needles or other skin piercing instruments)
- Museums, art galleries, post offices, performance/theater centers, banks, libraries, movie houses, bowling alleys.
- Recycling centers.
- Campgrounds, playgrounds, recreational facilities, picnic facilities, sports arenas, sports complexes.
- Whirlpools.
- Food (preparation) (and) (storage) areas.
- Food processing plants, USDA inspected food-processing facilities, federally inspected meat and poultry plants, farms, dairy farms, hog farms, equine farms, poultry and turkey farms and egg processing plants, meat/poultry processing plants, meat/poultry producing establishments, mushroom farms, rendering plants,

60842

canneries, caterers, bakeries, meat packing plants, hide and leather processing plants.

- Fishery, Milk, Citrus, Wine, Fruit, Vegetable, Ice Cream and Potato Processing Plants and beverage plants.
- Tobacco plant premise and equipment.
- Veterinary clinics, animal life science laboratories, animal laboratories, animal research centers, animal quarantine areas, animal holding areas, equine farms, kennels, dog/cat (animal) kennels, animal breeding facilities, breeding and grooming establishments, pet animal quarters, zoos, pet shops, tack shops, operating rooms, washing areas, waiting rooms, examination rooms and other animal care facilities.
- Farmhouses, barns, sheds, tool sheds, barns, cattle barns, swine barns, sheep barns, horse barns, brooder houses, seed houses.
- Household and automotive garages, boats, ships, barges, watercraft, campers, RV's, trailers, mobile homes, cars, automobiles, trucks, delivery trucks, boxcars, tankers, tank trucks, buses, trains, taxis and airplanes, helicopters.
- Cruise lines, cruise ships, airline terminals, airports, shipping terminals, public transportation, transportation terminals.
- Commercial florist and flower shops.
- Basements, cellars, bedrooms, attics, living rooms, and porches.
- Laundry, laundry facilities, washing machines, clothes washing machines, commercial laundries, coin-operated laundries, laundry cleaning facilities.

[(This product) (Product name) (Maquat<sup>®</sup> 705-M)] [(when used as directed) (can be used) (is formulated to disinfect) (is formulated for use)] on (washable) hard, non-porous (inanimate) (environmental) surfaces such as:

- Food preparation and storage areas.
- Dishes, glassware, silverware, cooking utensils, eating utensils, plastic and other non-porous cutting boards, plastic and other non-porous chopping blocks, coolers, ice chests, refrigerator bins used for meat, vegetables, fruit and eggs, Tupperware<sup>®</sup>.
- Kitchen equipment such as food processors, blenders, cutlery, trash compactors and other utensils.
- Countertops (counters), countertop laminates, Slurppy<sup>®</sup> machines, stovetops (stoves), sinks (bathroom, kitchen), tub surfaces, appliances, refrigerators, ice machines, microwave ovens, shelves, racks and carts.
- Interior hard, non-porous surfaces of water softeners, reverse osmosis units, ice machines, water coolers, water holding tanks and pressure tanks.
- Beer fermentation and holding tanks, bottling or pre-mix dispensing equipment.
- Wine processing equipment and holding tanks.
- Citrus processing equipment and holding tanks.
- Dishes, silverware, glasses, cooking utensils, eating utensils and other similar size food processing equipment can be sanitized by immersion.
- Tobacco plant equipment.
- Drinking fountains and breakrooms.
- Hospital beds, bed railings, bedpans, gurneys, traction devices, MRI, CAT, examining tables, scales, paddles, wheelchairs, hard nonporous surfaces of cervical collars and

neck braces, spine backboards, stretchers, unit stools, CPR training mannequins, curing lights, light lens covers, slit lamps, operating room lights, operating tables, oxygen hoods, dental chairs/countertops, examination tables, X-ray tables, washing areas, anesthesia, carts, whirlpool surfaces, footbath surfaces, ambulance equipment/surfaces.

- Ultrasonic baths, whirlpools, whirlpool bathtubs.
- Highchairs, baby cribs, diaper changing stations, infant bassinets/cribs/warmers/incubators/care equipment, folding tables, hampers, laundry pails.
- Exhaust fans, refrigerated storage and display equipment, coils and drain pans of air conditioning, refrigeration equipment and heat pumps.
- Kennel runs, cages, kennel/cage floors, conductive flooring, examination tables, veterinary x-ray tables.
- Hatchers, setters, trays, racks, egg flats, walls, floors, ceilings, chick boxes, egg cases, vans and trash containers.
- Tanning spas/beds, tanning equipment, footbath surfaces.
- Tattoo equipment. *(Not for use on needles or other skin piercing instruments)*
- Hair clippers, cutting implements, plastic rollers, washable nail files.
- Shower stalls, shower doors and curtains, bathtubs and glazed tiles, chrome plated intakes, toilets, toilet seats, toilet bowls, toilet bowl surfaces, urinals, empty diaper pails, portable and chemical toilets and latrine buckets, vanity tops, glazed porcelain, glazed tile and restroom fixtures, bathroom fixtures.
- Windows and mirrors.
- Tables, chairs, desks, folding tables, workstations, bed frames, lifts, washable walls, cabinets, doorknobs and garbage cans/pails, trash barrels, trash cans, trash containers, cuspidors and spittoons.
- Sealed foundations, steps, plumbing fixtures, finished baseboards and windowsills.
- Glass, laminated surfaces, metal, stainless steel, glazed porcelain, glazed ceramic, sealed granite, sealed marble, plastic (such as polycarbonate, polyvinylchloride, polystyrene or polypropylene), sealed limestone, sealed slate, sealed stone, sealed terra cotta, sealed terrazzo, chrome and vinyl, Plexiglass<sup>®</sup>, vanity tops.
- Enameled surfaces, painted (finished) woodwork, Formica<sup>®</sup>, vinyl and plastic upholstery, washable wallpaper.
- Large inflatable, non-porous plastic and rubber structures such as animals, promotional items, moonwalks, slides, obstacle course play and exercise equipment.
- Hard, non-porous (inanimate) (environmental) surfaces of picnic tables and outdoor furniture or Non-wooden Picnic tables and outdoor furniture except cushions and wood frames. *(Note: Only one statement will be used on label.)*
- Playground equipment.
- Wrestling and gymnastic mats, athletic training tables, physical therapy tables, exercise equipment.
- Automobile interiors.
- Maintenance equipment.
- Telephones and telephone booths.
- Hard hats, headphones.

70542

- External lenses vision correction including eyeglasses (not for use on contact lenses), protective eyewear, goggles, light lens covers, optical instruments/implements.
- Crypton barrier fabric.
- Humidifier water tanks.

(This product) (Product name) is for use as a laundry sanitizer/bacteriostatic/deodorizer on washable fabrics such as: *(Use as a Laundry Deodorizer not allowed in CA)*

- Diapers.
- Napkins, tablecloths, curtains, draperies.
- Hospital and institutional linen.
- Commercial linen, hotel/motel linen.
- Athletic apparel, athletic clothing.

[(This product) (Product name)] contains no phosphorous.

[(This product) (Product name)] is a phosphate-free formulation designed to provide effective cleaning, deodorizing and disinfection in areas where housekeeping is of prime importance in controlling the hazard of cross-contamination on treated surfaces.

This [(container) (bottle)] is made of (at least) (x)% post-consumer recycled plastic.

Convenient Trigger Spray. *(To be used on applicable container)*

Easy to Use.

Economy size. *(To be used on applicable container)*

Contains no [(abrasives) (bleach) (harsh acids) (phosphates)] (so it won't scratch surfaces).

Cleans without bleaching.

Fewer products – no need for separate deodorizer.

Use (this product) (Product name) on the multi-touch surfaces responsible for cross-contamination.

Cross-contamination is of major housekeeping concern not only in hospitals, but also in schools, institutions and industry.

[(This product) (Product name)] has been formulated to aid in the reduction of cross-contamination on treated surfaces not only in hospitals, but also in schools, institutions and industry.

[(This product) (Product name)] is a no-rinse disinfectant cleaner that disinfects, cleans and deodorizes in one labor-saving step.

Use (This product) (Product name) on finished floors, high speed burnished floors, conductive flooring, washable walls, tables, chairs, bathroom bowls, sinks, basins, shower stalls, tubs, glazed tiles, toilet, countertops, stove tops, exterior surfaces of appliances and refrigerators, cabinets, garbage cans, outdoor furniture (except cushions and wood frames), desks, telephones, door knobs and handles, and glass surfaces including windows and mirrors.

Disinfects, cleans, and deodorizes the following hard, non-porous inanimate surfaces: floors, walls, (non-medical) metal surfaces, (non-medical) stainless steel surfaces, glazed porcelain, plastic surfaces (such as polypropylene, polystyrene, etc.).

[[[(This product) (Product name)] (is designed for use)] (Use daily)] on (the following) hard, non-porous (inanimate) environmental surfaces: vinyl, painted surfaces, plastic (surfaces), glazed ceramic, glazed porcelain, chrome, stainless steel, aluminum, brass,

copper, laminated surfaces and baked enamel surfaces associated with floors, walls, ceilings, tables, chairs, countertops, telephones, fixtures, glazed tile, toilets (toilet bowls), urinals, sinks found in food establishments, (restaurants), (commercial kitchens) & restrooms, shower rooms and locker rooms (areas) – any washable (food and non-food contact) surface where disinfection is required. [(This product) (Product name)]'s non-dulling formula eliminates the time and labor normally required for rinsing. Do not use (This product) (Product name) to clean or disinfect glasses, dishes, utensils or interior surfaces of appliances.

- Concentrate (Concentrated).
- Neutral (Neutral pH).
- Disinfects (Disinfectant).
- Cleans (Cleaner).
- Deodorizes (Deodorizer).

Will not harm sealed stone, sealed grout, or glazed tile.

[(This product) (Product name)] is a complete, chemically balanced disinfectant/sanitiz... that provides clear use solutions even in the presence of hard water.

[(This product) (Product name)] is an economical concentrate that can be used with a mop and bucket, trigger sprayers, sponge or by soaking.

[(This product) (Product name)] can be applied through foaming apparatus, low-pressure sprayers and fogging (wet misting) systems. Follow manufacturers' instructions when using this equipment.

[(This product) (Product name)] delivers non-acid disinfection performance in an economical concentrate.

Antibacterial.

Efficacy tests have demonstrated that [(This product) (Product name)] is an effective bactericide and virucide\* in the presence of organic soil (5% blood serum).

[(This product) (Product name)] cleans, shines, deodorizes and disinfects all hard, non-porous (household) (inanimate) (environmental) surfaces listed on the label.

Disinfects (and Sanitizes) kitchen surfaces (bathroom surfaces and floors). Kills germs. Kills household bacteria.

Kills common [(kitchen) (bathroom)] [(bacteria) (and) (viruses\*)].

[(This product) (Product name)] is for use as a disinfectant on hard, non-porous (inanimate) (environmental) surfaces (at 450 ppm active).

Kills (99.9% of) (any disinfection organism listed) (above) (below) (on hard, non-porous (inanimate) (environmental) surfaces).

Kills (99.9% of) (common) (household) (institutional) (kitchen) germs (on (the) floor(s)).

Kills (99.9% of) (household) (institutional) (kitchen) bacteria –and/or– germs ((that get tracked into your –or– home) (by shoes –and/or– pets –and/or– kids) (from outside) (every day).

Kills (99.9% of) (kitchen) (bathroom) (household) (institutional) bacteria (on (the) floor(s)) (ordinary dish soap can't).

Kills –and/or– (helps(s)) eliminate(s) –and/or– disinfects –and/or– destroy(s) –and/or– remove(s) –and/or– (help(s)) get(s) rid of –and/or– reduces –and/or– fights –and/or– effective against (99.9% of) (the) (common) (list use site/surface) (bacteria –and/or– viruses) –or– germs.

80442



Kills –and/or– (helps(s)) eliminate(s) –and/or– disinfects –and/or– destroy(s) –and/or– remove(s) –and/or– (help(s)) get(s) rid of –and/or– reduces –and/or– fights –and/or– effective against (99.9% of) (the) ((bacteria –and/or– viruses) (and other germs)) –or– germs ((commonly) found in –or– on (the) (list use site/surface)).

Kills –and/or– (helps(s)) eliminate(s) –and/or– disinfects –and/or– destroy(s) –and/or– remove(s) –and/or– (help(s)) get(s) rid of –and/or– reduces –and/or– fights –and/or– effective against (99.9% of) (the) ((bacteria –and/or– viruses) (and other germs)) –or– germs ((commonly) found on (the) (list use site/surface) surfaces your kids –and/or– pets (may) touch every day.

Kills –and/or– (helps(s)) eliminate(s) –and/or– disinfects –and/or– destroy(s) –and/or– remove(s) –and/or– (help(s)) get(s) rid of –and/or– reduces –and/or– fights –and/or– effective against (99.9% of) (common) (household) ((bacteria –and/or– viruses) (and other germs)) –or– germs (on) (from) (your) (children's) toys.

Kills –and/or– (helps(s)) eliminate(s) –and/or– disinfects –and/or– destroy(s) –and/or– remove(s) –and/or– (help(s)) get(s) rid of –and/or– reduces –and/or– fights –and/or– effective against (99.9% of) (list disinfectant organism) ((commonly) found –in/or– on (the) (list use site/surface)).

Kills –and/or– (helps(s)) eliminate(s) –and/or– disinfects –and/or– destroy(s) –and/or– remove(s) –and/or– (help(s)) get(s) rid of –and/or– reduces –and/or– fights –and/or– effective against (99.9% of) (the) flu (influenza) virus ((commonly) found –in/or– on (the) (list use site/surface)). (Use of "Influenza" allowed only when Influenza virus listed on label.)

Kills –and/or– (helps(s)) eliminate(s) –and/or– disinfects –and/or– destroy(s) –and/or– remove(s) –and/or– (help(s)) get(s) rid of –and/or– reduces –and/or– fights –and/or– effective against (the) (list use site/surface) (from) (99.9% of) (common) (household) ((bacteria –and/or– viruses) (and other germs)) –or– germs (this season –or– flu season).

Kills bacteria on (the) surfaces (your kids –and/or– pets touch every day).

(Kills) (Eliminate(s)) (Remove(s)) (Get(s) rid of) (99.9% of) (the) germs –and/or– bacteria –and/or– viruses (in your home –and/or– (office –or– work (place) (area) (environment)) (school) (classroom) (kitchen)).

For use in [(automated dilution systems) (automated) (dilution systems) (Dilution System trade name)].

Contains no fragrances.

This product contains no fragrances.

Fragrance-Free

This detergent/disinfectant has been designed specifically for hospitals, nursing homes, schools, food processing plants, food service establishments and other institutions where housekeeping is of prime importance.

[(This product) (Product name)] is a one-step (hospital-use) germicidal (disinfectant) cleaner and deodorant (odor-counteractant) (odor neutralizer) designed for general cleaning, (and) disinfecting, (deodorizing) (and controlling mold and mildew on) (of) hard, non-porous (inanimate) (environmental) surfaces. [(This product) (Product name)] cleans quickly by removing dirt, grime, mold, mildew, food residue, body oils, dead skin, blood and other organic matter commonly found in hospitals (and) (in health care facilities) (on medical surfaces), nursing homes, schools and colleges, day care centers, (medical) offices, funeral homes, veterinary clinics, pet shops, equine farms, animal life science laboratories, hotels, motels, public areas and restrooms, foodservice establishments (restaurants) and federally inspected meat and poultry establishments

(food [processing] plants). [(It) (This product) (Product name)] (also) eliminates odors leaving (restroom) surfaces smelling clean and fresh. Use where odors are a problem.

[(This product) (Product name)] is for use as a sanitizer on hard, non-porous, (inanimate) (environmental) non-food contact surfaces (at 150 ppm active).

[(This product) (Product name)] is an effective non-food contact sanitizer in the presence of soils on hard nonporous (inanimate) (environmental) non-food contact surfaces.

Effective sanitizer in the presence of soils.

[(This product) (Product name)] is an effective disinfectant/non-food contact sanitizer in the presence of 5% serum contamination.

Effective sanitizer in the presence of 5% serum contamination.

Sanitizes kitchen surfaces (bathroom surfaces and floors).

Institutional Disinfectant.

Hospital Use Disinfectant.

[(This product) (Product name)] is a concentrated Hospital Use disinfectant that is effective against a broad spectrum of bacteria, is virucidal\*, and eliminates odor causing bacteria when used as directed.

For larger areas, such as operating rooms and patient care facilities, [(this product) (Product name)] is designed to provide both general cleaning and disinfection.

Will not cause swelling of transducer membrane or harm compressor plates.

[(This product) (Product name)] is a versatile sanitizer and broad-spectrum disinfectant formulated for use in Ultrasonic Baths (Ultrasonic cleaning units).

Kill Avian Influenza A virus (H5N1) on pre-cleaned environmental surfaces.

\*Respiratory illnesses attributable to Pandemic 2009 H1N1 are caused by influenza A virus. [(This product) (Product name)] is a broad-spectrum hard surface disinfectant that has been shown to be effective against (influenza A virus tested and listed on the label) and is expected to inactivate all influenza A viruses including Pandemic 2009 H1N1 (formerly called swine flu).

\*[(This product) (Product name)] has demonstrated effectiveness against influenza A virus and is expected to inactivate all influenza A viruses including Pandemic 2009 H1N1 influenza A virus.

\*[(This product) (Product name)] has demonstrated effectiveness against (influenza A virus tested and listed on the label) and is expected to inactivate all influenza A viruses including Pandemic 2009 H1N1 (formerly called swine flu).

\*Kills Pandemic 2009 H1N1 influenza A virus (formerly called swine flu).

\*Kills Pandemic 2009 H1N1 influenza A virus.

[(This product) (Product name)] has demonstrated effectiveness against Influenza A (H1N1) virus.

[(This product) (Product name)] kills Influenza A (H1N1) virus.

Kill Influenza A virus (H1N1) on pre-cleaned environmental surfaces.

Kill (Avian) Influenza A virus (H5N1) on pre-cleaned environmental surfaces.

Kills (H1N1) (H3N1) (H5N1) Influenza A (Flu) virus.

Kills (insert virus name from approved organism listing for this product).

9247

[(This product) (Product name)] is a one-step disinfectant that is effective against a broad spectrum of bacteria, is virucidal\* (including HIV-1, HCV & HBV) and inhibits the growth of mold and mildew and their odors when used as directed.

[(This product) (Product name)] is a disinfectant and non-food contact surface sanitizer for Cleanroom and Laboratory areas to disinfect washable, hard, non-porous non-food contact surfaces such as: Laminar-airflow equipment and BioSafety Cabinet work surfaces and exterior surfaces of the following: countertops, sinks, plumbing fixture surfaces, and Incubators, Refrigerators and Centrifuge surfaces of metal, stainless steel, glass, plastic (such as polystyrene or polypropylene), Formica®, and vinyl.

[(This product) (Product name)] cleans, disinfects and deodorizes (hard, non-porous environmental hospital (medical) surfaces) in one step (with no rinsing required). [(Its non-abrasive formula is designed for use) (Use daily)] on (the following) hard, non-porous environmental surfaces: vinyl, painted surfaces, plastic (surfaces), glazed ceramic, glazed porcelain, chrome, stainless steel, brass, copper, laminated surfaces and baked enamel surfaces associated with floors, walls, ceilings, tables, chairs, countertops, telephones, fixtures, glazed tile, toilets, toilet bowls, urinals, sinks found in (health care facilities [hospitals]), patient rooms, operating rooms, ICU areas, shower rooms, and locker rooms. It can also be used to pre-clean and disinfect (hospital items: wheelchairs, [hospital] [patient] bed rails and linings, wash basins, bed pans, medical equipment surfaces, food establishments, (restaurants), (commercial kitchens) & restrooms), any washable (food and non-food contact) surface (where disinfection is required). Do not use on glasses, dishes, utensils, or interior surfaces of appliances.

Use (this product) (Product name) to clean, sanitize and disinfect non-porous ambulance equipment and surfaces by rinsing all equipment that comes in prolonged contact with skin before reuse with clean warm water (about 120°F), and allow to air dry. (Precaution: Cleaning at 120°F temperature will avoid overheating and distortion of the ambulance equipment and surfaces that would necessitate replacement.)

[(This product) (Product name)] is a versatile cleaner, sanitizer and broad-spectrum disinfectant formulated for use on bath and therapy equipment (Whirlpools).

Non-Food Contact Surface Sanitizer.

Food Contact Surface Sanitizer.

[(This product) (Product name)] meets AOAC Germicidal and Detergent Test Standards for hard non-porous (inanimate) (environmental) food contact surfaces.

[(This product) (Product name)] has been cleared by the EPA in 40CFR180.940(a) and (c) for use on hard non-porous (inanimate) (environmental) food processing equipment, utensils, and other hard non-porous (inanimate) (environmental) food – contact articles at a concentration of 150-400 ppm active.

Eliminates (kills) 99.999% of bacteria commonly found on kitchen surfaces (in 60 seconds).

Kills 99.999% of bacteria like *Escherichia coli*, *Campylobacter jejuni*, *Escherichia coli* O157:H7, *Staphylococcus aureus*, *Listeria monocytogenes*, *Yersinia enterocolitica* and *Shigella dysenteriae* on food contact kitchen surfaces in 60 seconds.

[(This product) (Product name)] is a sanitizer for hard nonporous (inanimate) (environmental) non-food contact surfaces (200 ppm active) according to the method for Sanitizers – Non-Food Contact Surfaces, modified in the presence of 5% organic serum in 3 minutes against:

(OR)

[(This product) (Product name)] is an effective one-step non-food contact sanitizer against the following on hard non-porous (inanimate) (environmental) surfaces:

*Staphylococcus aureus*

*Klebsiella pneumoniae*

For use in:

Federally inspected meat and poultry plants on all hard, non-porous (inanimate) (environmental) surfaces in inedible product processing areas, non-processing areas and/or exterior areas. All surfaces must be thoroughly rinsed with potable water.

Federally inspected meat and poultry plants as a floor and wall cleaner for use in all departments. Food products and packaging material must be removed from the room or carefully protected. All surfaces must be thoroughly rinsed with potable water.

Federally inspected meat and poultry plants as a disinfectant agent for use in all departments. Food products and packaging material must be removed from the room or carefully protected. Use product in accordance with its label. All surfaces must be thoroughly rinsed with potable water.

[(This product) (Product name)] is for use as a disinfectant on hard, non-porous (inanimate) (environmental) surfaces (at 450 ppm active) (and) (as a sanitizer on dishes, glassware and utensils, public eating places, dairy processing equipment, and food processing equipment and utensils, food processing equipment and utensils (150-400 ppm active)).

[(This product) (Product name)] is for use as a sanitizer in bottling and beverage dispensing equipment.

[(This product) (Product name)] is for use as a sanitizer in sanitary filling of bottles and cans.

[(This product) (Product name)] is for use in sanitizing bottles or cans in the final rinse application, and for external spraying of filling and closing machines.

[(This product) (Product name)] is for use as a sanitizer in beer fermentation and holding tanks.

[(This product) (Product name)] is for use as a sanitizer in wineries for use on holding tanks, floors and processing equipment.

[(This product) (Product name)] is for use as a Food Grade Egg Shell sanitizer, with best results achieved in water temperatures ranging from 78°-110°F.

*Escherichia coli* (E. coli), *Salmonella enterica* (Salmonella), and *Staphylococcus aureus* (Staph) are common bacteria found where food is prepared and stored. [(This product) (Product name)] kills these bacteria and helps prevent cross-contamination on (treat food contact kitchen surfaces listed on this label).

Regular, effective cleaning and sanitizing of equipment, utensils and work or dining surfaces which could harbor food poisoning microorganisms minimizes the probability of contaminating food during preparation, storage or service. Effective cleaning will remove soil and prevent the accumulation of food residues, which may decompose or support the rapid development of food poisoning organisms or toxins. Application of effective sanitizing procedures reduces the number of those microorganisms that (which) are present on equipment and utensils after cleaning, and reduces the potential for the transfer, either directly through tableware such as glasses, cups and flatware or indirectly through food.

To prevent cross contamination, kitchenware and food contact surfaces of equipment must be washed, rinsed with potable water and sanitized after each use and following any interruption of operation during which time contamination may have occurred.

Where equipment and utensils are used for preparation of foods on a continuous or production line basis, utensils and the food contact surfaces of equipment must be

10042

washed, rinsed and sanitized at intervals throughout the day on a schedule based on food temperature, type of food and amount of food particle accumulation.

[(This product) (Product name)] is effective against the control of small flies on non-food contact surfaces such as floors, walls, drains, countertops, metal surfaces, painted surfaces, glazed porcelain, glazed tile, glass, chrome, rubber, and plastic in restaurants, kitchens, dishwashing areas, and bar and wait station areas.

[(This product) (Product name)] cleans by removing dirt, grime and food soils in food preparation and processing areas. Its non-abrasive formula will not [(harm) (scratch)] surfaces. It cleans, disinfects and eliminates odors leaving surfaces smelling clean and fresh. Use where odors are a problem.

[(This product) (Product name)] has passed the Virucidal Efficacy of a Disinfectant for Use on Inanimate Environmental Surfaces Utilizing Human (and Canine) Coronavirus.

[(This product) (Product name)] has passed the Virucidal Efficacy of a Disinfectant for Use on Inanimate Environmental Surfaces Utilizing Canine Coronavirus.

[(This product) (Product name)] provides long lasting freshness against tough (pet) odors such as odors from litter boxes and pet accidents.

[(This product) (Product name)] is a versatile Disinfectant & Sanitizer for Veterinarian, Veterinary Practice, Animal Care, Animal Laboratory, and Agricultural and Farm Premise applications.

[(This product) (Product name)] cleans by removing dirt, grime, mold, mildew, blood, urine, fecal matter and other common soils found in animal housing facilities, livestock, swine or poultry facilities, grooming facilities, farms, kennels, pet stores, veterinary clinics, laboratories or other small animal facilities. It (also) eliminates odors leaving surfaces smelling clean and fresh.

[(This product) (Product name)] can be used to disinfect, clean and deodorize terrarium and small animal cages, hot rock, substrate and other hard nonporous (inanimate) (environmental) cage [(equipment) (furniture) (plastic terrarium ornaments) (driftwood, heat caves) (and) (water dishes)]. *(Use on hot rocks not allowed in CA)*

[(This product) (Product name)] cleans, disinfects and deodorizes (hard, non-porous (inanimate) (environmental) surfaces) in one step. [(Its non-abrasive formula is designed for use) (Use daily) (Use daily to clean and disinfect)] on (hard, non-porous (inanimate) (environmental) surfaces): plated or stainless steel, aluminum, chrome, glazed porcelain, glazed tile, laminated surfaces (associated with floors, walls, countertops, cages, kennels, animal equipment) found in [(barns, pens and stalls) (animal housing facilities)].

[(This product) (Product name)] has been designed for veterinarians, animal groomers, hair stylists, barbers and beauticians, for use in disinfecting and maintaining clippers. It acts as a virucide\* and bactericide while also cleaning. Regular use will help to maintain blades that operate with reduced friction and with smoother clipping action. Will help to prolong equipment life. [(This product) (Product name)] is designed for use in pet salons, animal hospitals, barber and beauty shops. When used as directed it will disinfect metal clipper blades as well as many other hard, non-porous (inanimate) (environmental) surfaces.

[(This product) (Product name)] is for use in Poultry Premise Sanitation (Hatcheries), Egg Receiving Area, Egg Holding Area, Setter Room, Tray Dumping Area, Trays, Buggies, Racks, Egg Flats, Chick Holding Room, Hatchery Room, Chick Processing Area, Chick Loading Area, Poultry Buildings, Ceilings, Side walls and Floors, Drinkers, and all other hard, non-porous Poultry House related equipment, and surfaces in the Hatchery environment.

[(This product) (Product name)] is for use in Swine Premise Sanitation, Waterers and Feeders, Hauling Equipment, Dressing Plants, Loading Equipment, Farrowing Barns and Areas, Nursery, Blocks, Creep Area, Chutes.

[(This product) (Product name)] cleans rodent soiled areas.

Kills Athlete's Foot fungus on bathroom surfaces.

[(This product) (Product Name)] is an effective fungicide against Trichophyton mentagrophytes (the athlete's foot fungus) when used on surfaces in areas such as locker rooms, dressing rooms, shower and bath areas, exercise facilities.

[(This product) (Product Name)] inhibits bacterial growth on moist surfaces and deodorizes by killing microorganisms that cause offensive odors. *(Not for use in CA)*

[(This product) (Product name)] is effective at controlling [(mold and mildew) (odor)] on shower curtains.

[(It) (This product) (Product name)] inhibits the growth of mold and mildew, leaving bathrooms and kitchens clean and fresh smelling.

Eliminates odors caused by bacteria (and) (mildew) (and) (non-fresh foods).

[(This product) (Product name)] is for non-scratch cleaning of showers and tubs, shower doors and shower curtains, fixtures and toilet bowls.

[(This product) (Product name)] will not leave a grit or soap scum.

[(This product) (Product name)] is a (concentrated) non-acid (bowl and) bathroom cleaner, which cleans, disinfects and deodorizes in one easy step. It cleans, disinfects and deodorizes surfaces by killing many odor-causing microorganisms and mold and mildew. [(Its non-abrasive formula is designed for use) (Use daily)] on hard, non-porous (inanimate) (environmental) restroom surfaces: glazed ceramic (restroom) tile, glazed porcelain, chrome, stainless steel and plastic surfaces associated with floors, walls, fixtures, toilets, urinals, sinks, shower rooms and locker rooms.

[(This product) (Product name)] is for use in work areas such as tool rooms and garages for odor control and light duty cleaning.

Great for use [(on) (in the)] [(kitchen), (bathroom), (floors) (and) (other household areas)]. [(Removes) (eliminates)] odors. Deodorizes. Will not harm most surfaces.

[(This product) (Product name)] [(maximizes) (improves)] labor results by effectively controlling odors.

When used as directed, [(This product) (Product name)] will deodorize surfaces in restroom and toilet areas, behind and under sinks and counters, garbage cans and garbage storage areas, and other places where bacterial growth can cause malodors.

[(This product) (Product name)] [(controls) (reduces) (eliminates) (neutralizes) (destroys)] odors to make your [(home) (kitchen) (bathroom)] sanitary.

[(This product) (Product name)] neutralizes musty and tough odors from smoke, pet accidents, and spills on contact.

[(This product) (Product name)] is specially formulated to effectively eliminate offensive odors caused by mold and mildew.

[(This product) (Product name)] is effective against odors caused by animal waste, septic tank or sewage backup, smoke, bathroom and kitchen odors.

[(This product) (Product name)] is for use in household and commercial humidifiers. Use (of (this product) (Product name)) will control unpleasant [(malodors) (odors)].

Humidifier Bacteria-Algae treatment is a bacteriostat which can control the build-up of bacteria and algae in water tanks of portable, (evaporative) humidifiers. *(Not for use in CA)*

110442

[(This product) (Product name)] is a one-step cleaner and [(deodorant) (odor counteractant) (odor-neutralizer)] designed for [(general cleaning), (and) (disinfecting), (deodorizing) (and) controlling mold and mildew]] on hard, non-porous (inanimate) (environmental) surfaces.

[(This product) (Product name)] cleans, disinfects and deodorizes surfaces by killing odor causing microorganisms and mold and mildew. Its non-abrasive formula is designed for use on (restroom surfaces): glazed ceramic (restroom) tile, glazed porcelain, chrome, stainless steel and plastic surfaces associated with floors, walls, fixtures, toilets, urinals, sinks, shower rooms, and locker rooms.

Kills odor causing bacteria in the [(kitchen) (bathroom)].

[(Malodor Activity) (Odor) (Counteractancy)] – [(eliminates) (destroys)] odors and odor-causing bacteria on hard nonporous (inanimate) (environmental) surfaces in restroom areas, behind and under sinks and counters, and storage areas (and other hard nonporous (inanimate) (environmental) surfaces) where bacterial growth can cause malodors.

Controls odors caused by bacteria found in waterbed uses.

Cleans everyday kitchen messes.

Cleans non-food contact kitchen surfaces and food preparation areas.

One-step cleaner.

Cleans and shines.

Will not harm most surfaces. For a cleaner, fresher household. Removes stains. Removes dirt. Non-staining. Clear formula.

Cleans everyday kitchen messes like dirt, grease and food stains. Cuts through tough grease and grime.

Floor cleaner.

[(This product) (Product name)] provides effective cleaning strength that will not dull most metal-interlock floor finishes, and does not require a rinse prior to recoat.

[(This product) (Product name)] is formulated to provide effective cleaning strength that will not dull high gloss floor finishes with repeated use.

[(This product) (Product name)] is for use in kitchens, bathrooms and other household areas.

[(This product) (Product name)] is a multi-surface cleaner, deodorizer and disinfectant. Use on windows, mirrors, and other non-food contact glass surfaces.

For use in households.

Use (this product) (Product name) to disinfect non-porous salon/barber tools and instruments such as combs, brushes, scissors, clippers, plastic rollers, trimmers, razors, blades, tweezers, baths and manicure instruments, pedicure instruments, and footbath surfaces.

Use (this product) (Product name) to sanitize and disinfect non-porous salon/barber tools and instruments such as combs, brushes, scissors, clippers, plastic rollers, trimmers, razors, blades, tweezers, baths and manicure instruments, and pedicure instruments.

[(This product) (Product name)] is an effective antimicrobial cleaner designed for use by wholesale and retail florists, shippers and green houses.

When used as directed, [(this product) (Product name)] will disinfect hard, non-porous (inanimate) (environmental) surfaces such as flower buckets, floors and walls of coolers, design and packing benches, and countertops.

[(This product) (Product name)] can be relied on to deodorize coolers, buckets, garbage pails and other areas where obnoxious odors develop.

Use (this product) (Product name) to clean, disinfect and deodorize flower buckets, walls and floors of coolers, shippers, greenhouse packing areas, garbage pails and other areas where obnoxious odors develop.

[(This product) (Product name)] can be used as a general purpose antimicrobial detergent in florist shops, wholesale florist, shippers, greenhouse packing areas and other commercial floriculture places for efficient cleaning and antimicrobial action against certain bacteria which cause: (Not for use in California.)

1. Plugging of stems with slime, which reduces uptake of water for various flowers including roses, chrysanthemums, gladioli and tulips.
2. Production of ethylene gas, which can injure blooms of the various sensitive flowers including carnations, snapdragons, some orchids, baby's breath, sweet peas, freesia and alstroemeria.

Use (this product) (Product name) to clean, sanitize and disinfect hard non-porous (inanimate) (environmental) surfaces of personal protective safety equipment, protective headgear, athletic helmets, wrestling/boxing headgear, athletic shoe soles, hard hats, half mask respirators, full face breathing apparatus, gas masks, goggles, spectacles, headphones, face shields, hearing protectors and hard non-porous surfaces of ear muffs. Rinse all equipment that comes in prolonged contact with skin before reuse with clean warm water (about 120°F), and allow to air dry. (Precaution: Cleaning at 120°F temperature will avoid overheating and distortion of the personal safety equipment that would necessitate replacement.)

Use to clean and disinfect non-medical (i.e. industrial and fire fighting) respirators in industrial, commercial and institutional premises.

Use [(on) (to clean and disinfect)] non-porous athletic mats, wrestling mats, gymnastic mats, exercise equipment and training tables.

[(This product) (Product name)] is a concentrate formulation designed for use in commercial, institutional and industrial laundry operations.

[(This product) (Product name)] is a laundry sanitizer designed for use in commercial, institutional and industrial laundry operations.

At 24 ounces (of (this product) (Product name)) per 100 lbs. of dry laundry, [(this product) (Product name)] provides sanitization against Staphylococcus aureus, Klebsiella pneumoniae, Pseudomonas aeruginosa, Methicillin-resistant Staphylococcus aureus (MRSA), and is effective against HIV. [(This product) (Product name)] is effective in rinse water up to 200 ppm hard water. For HIV, [(this product) (Product name)] is effective in 400 ppm hard water when presoaked for 10 minutes before normal washing.

At 20 ounces (of (this product) (Product name)) per 100 lbs. of dry laundry, [(this product) (Product name)] imparts to the fabric a residual self-sanitizing and residual bacteriostatic finish under humid or wet contamination conditions (ie. diapers and bed linens of incontinent persons) during normal conditions of use and storage.

When added in the final rinse cycle, this formulation provides fabric with residual self-sanitizing activity under conditions of high relative humidity or wet contamination.

120442

[(This product) (Product name)] works as a laundry sanitizer against bacteria and is effective against HIV.

[(This product) (Product name)] eliminates bad odor found on wet and soiled laundry. (Not for use in CA)

[(This product) (Product name)] eliminates the bad odor normal detergent can't do. (Not for use in CA)

Fabric treated with ((this product) (Product name)) which has become contaminated or soiled through use will inhibit the growth of many organisms not only at the time of exposure, but also through the handling and transportation until the garments are again laundered and treated with [(this product) (Product name)].

[(This product) (Product name)] is particularly effective in inhibiting the growth of ammonia producing organisms, such as *Corynebacterium ammoniagenes*, which acts on urine in the diapers to produce ammonia.

[(This product) (Product name)] sanitizes fabrics, reducing bacterial count by 99.9%.

[(This product) (Product name)] is a highly concentrated, ready to use liquid fabric sanitizer & mildewcide.

Eliminated discoloration, pinholing and tensile strength loss caused by mildew growth.

[(This product) (Product name)] controls musty odors and discoloration on all fabrics due to molds, mildew and fungi.

Especially useful for colored textiles that cannot be bleached.

Perfect for table linens, aprons, towels, coats and diapers.

[(This product) (Product name)] is for use on fabrics, such as: diapers, athletic apparel, table linens, bedding & towels and hospital and institutional linen.

Soiled and contaminated fabrics, such as diapers, hospital and institutional linen, and athletic apparel, is of major housekeeping concern, not only in hospitals, but in institutions, hotels, restaurants and schools.

Used as directed, [(this product) (Product name)] provides effective residual bacteriostatic and self-sanitizing properties for laundered items such as diapers, hospital and institutional linens, and athletic apparel.

For residual bacteriostatic or self-sanitizing activity, conditions of high relative humidity or wet contamination are required.

Laundered fabric must be treated by soaking in a solution of [(this product) (Product name)].

This water treatment microbiocide will control algae and bacterial slimes found in recirculating cooling tower waters and oil field water flood.

This microbiocide helps clean and loosen slime debris from cooling and flooding system surfaces.

When used in slug doses, no other microbiocide is required.

[(This product) (Product name)] is efficient and stable in use dilution.

### DIRECTIONS FOR USE

(Note to reviewer: Brackets [ ] indicate that one option within the brackets MUST be used in the final label text. Each option within the brackets is enclosed in a set of parenthesis ( ).)

(Note to reviewer: The following statement will be used on all labels.)

It is a violation of Federal Law to use [(this product) (Product name)] in a manner inconsistent with its labeling.

(Note to reviewer: One of The following statements will be used on all labels with applicable use sites – ie, kitchens and food processing areas, except for fogging and food contact sanitization directions for use.)

Before using [(this product) (Product name)], food products and packaging materials must be removed from the room or carefully protected. Do not use (this product) (Product name) to clean or disinfect glassware, utensils, dishes or interior surfaces of appliances.

OR

Before use in federally inspected meat and poultry food processing plants and dairies, food products and packaging materials must be removed from room or carefully protected.

OR

Before using [(this product) (Product Name)], food products and packaging materials must be removed from the room or carefully protected.

**\*\*DISINFECTION PERFORMANCE IN INSTITUTIONS (Hospitals, Dental Offices, Nursing Homes, and Other Health Care Institutions) and NON-MEDICAL FACILITIES (Households, Schools, Restaurants, Food Services, Dairies, Farm Beverage and Food Processing Plants and Other Non-Medical Facilities):** At ounces [(of (this product) (Product name)) per 5 gallons of water use level (or equivalent use dilution) (450 ppm active) and with a 10-minute contact time, (this product) (Product name) is bactericidal according to the AOAC Use Dilution Test method on hard non-porous (inanimate) (environmental) surfaces modified in the presence of 5% organic serum against:

*Burkholderia cepacia* (ATCC 25416)

*Campylobacter jejuni* (ATCC 29428)

*Clostridium perfringens-vegetative* (ATCC 13124)

*Corynebacterium ammoniagenes* (ATCC 6871)

*Escherichia coli* 0157:H7 (ATCC 35150)

*Enterococcus faecium* (Vancomycin Resistant) (VRE)

*Enterococcus faecium* (Ciprofloxacin Resistant) (Not for use in California.)

*Enterococcus faecium* (Penicillin-G Resistant) (Not for use in California.)

*Klebsiella pneumoniae* (ATCC 13883)

*Listeria monocytogenes* (ATCC 984)

*Pseudomonas aeruginosa* (ATCC 15442)

*Rhodococcus equi* (ATCC 7699)

*Salmonella enterica* (ATCC 10708)

*Salmonella enterica serovar agona* (ATCC 51957)

*Salmonella enterica serovar anatum* (ATCC 9270)

*Salmonella enterica serovar Newport* (ATCC 27869)

*Salmonella enterica serovar typhimurium* (ATCC 23564)

*Salmonella enterica serovar infantis* (ATCC 51741)

*Salmonella typhi* (ATCC 6539)

*Shigella sonnei* (ATCC 9290)

Community Acquired Methicillin Resistant *Staphylococcus aureus* (CA MRSA)

*Staphylococcus aureus* (Methicillin Resistant) (ATCC 33591)

*Staphylococcus aureus* (ATCC 6538)

*Streptococcus equi* (ATCC 33398)

**GENERAL DISINFECTION PERFORMANCE IN NON-MEDICAL FACILITIES (Households, Schools, Restaurants, Food Services, Dairies, Farms, Beverage and Food Processing Plants and Other Non-Medical Facilities):** At 3.5 ounces (of (this product) (Product name)) per 5 gallons of water use level (or equivalent use dilution) (260 ppm active) and with a 10-minute contact time, ((this product) (Product name)) is bactericidal according to the AOAC Use Dilution Test method on hard, non-porous (inanimate) (environmental) surfaces modified in the presence of 5% organic serum against:

130417

*Salmonella enterica* (ATCC 10708)

*Staphylococcus aureus* (ATCC 6538)

**VIRUCIDAL\* PERFORMANCE:** At 6 ounces (of (this product) (Product name)) per 5 gallons of water use level (or equivalent use dilution) (450 ppm active), (this product) (Product name) was evaluated with a 10-minute contact time in the presence of 5% blood serum and found to be effective against the following viruses on hard, non-porous (inanimate) (environmental) surfaces:

Avian Influenza A (H5N1) virus  
Avian influenza/Turkey/Wisconsin virus (ATCC VR-798)  
Hepatitis B Virus (HBV)  
Hepatitis C Virus (HCV)  
Herpes Simplex Type 1 virus (ATCC VR-260)  
Herpes Simplex Type 2 virus (ATCC VR-734)  
Human Coronavirus (ATCC VR-740)  
Influenza A (H1N1) virus (ATCC VR-1469) (Influenza A/PR/8/34 1469)  
Influenza A2/Hong Kong virus (ATCC VR-544) (H3N1)  
Influenza A<sub>2</sub>/J305 virus (ATCC VR-100)  
Vaccinia virus (ATCC VR-119)

At 6 ounces (of (this product) (Product name)) per 5 gallons of water (450 ppm active) use level, (this product) (Product name) was evaluated in the presence of 5% blood serum for a 2-minute contact time, [(this product) (Product Name)] was found to be effective against the following viruse on hard, non-porous (inanimate) (environmental) surfaces:

HIV-1 (AIDS Virus)

At 6 ounces (of (this product) (Product name)) per 5 gallons of water (or equivalent use dilution) (450 ppm active) (in the presence of 5% blood serum) for a two-minute contact time, [(this product) (Product name)] was found to be effective against HIV-1 (AIDS Virus).

At 6 ounces (of (this product) (Product name)) per 5 gallons of water (or equivalent use dilution) (450 ppm active) (and in the presence of 5% organic load), [(this product) (Product name)] was proven to be effective against (*Duck*) Hepatitis B Virus (HBV) and Hepatitis C Virus (HCV) with a contact time of 10 minutes. (*This statement is not for use in California*)

At 6 ounces (of (this product) (Product name)) per 5 gallons of water (or equivalent use dilution) (450 ppm active) in the presence of 5% organic load, [(this product) (Product name)] was proven to be effective against (*Duck*) Hepatitis B Virus (HBV) and Bovine Viral Diarrhea Virus BVDV (surrogate for human Hepatitis C virus) (HCV) with a contact time of 10 minutes. (*The description "Duck" must be used in California*).

**NON-FOOD CONTACT SANITIZING PERFORMANCE:** At 10 ounces (of (this product) (Product name)) per 25 gallons of water use-level (or equivalent use dilution) (150 ppm active), [(this product) (Product name)] is an effective one-step sanitizer with a 3-minute contact time against the following on hard non-porous (inanimate) (environmental) surfaces:

*Staphylococcus aureus* (ATCC 6538)

*Klebsiella pneumoniae* (ATCC 4352)

**MOLD AND MILDEW PERFORMANCE:** At 6 ounces (of (this product) (Product name)) per 5 gallons of water use level (or equivalent use dilution) (450 ppm active) and with a 10-minute contact time, [(this product) (Product name)] was evaluated in the presence of 5% serum and found to be effective against the following on hard, non-porous (inanimate) (environmental) surfaces:

*Aspergillus niger*

**PREPARATION OF DISINFECTION USE SOLUTION:** For heavily soiled areas, a preliminary cleaning is required. [(Add) (Mix)] [(3.5 ounces) (((a) (one)) 3.5-ounce packet)] (of (this product) (Product name)) [(to) (with)] 5 gallons of water (260 ppm active) (or equivalent use dilution) to disinfect hard non-porous (inanimate) (environmental) surfaces. Apply use solution using a brush, cloth, mop, sponge, auto scrubber , or mechanical spray device ((hand pump) coarse pump or trigger spray device) or by immersion so as to thoroughly wet surfaces. For sprayer applications, spray 6-8 inches from surface. Do not breathe spray. Rub with brush, cloth, or sponge. Change cloth, sponge or towels frequently to avoid redeposition of soil. Treated surfaces must remain wet for 10 minutes. [(Rinse) (Wipe up excess liquid (with a paper towel)) (Allow to air dry) (Rinsing of floors is not necessary unless they are to be waxed or polished) (\*\*Rinse all treated surfaces that come in contact with food such as countertops, appliances, tables and stovetops with potable water before reuse)]. Change cloth, sponge or towels frequently to avoid redeposition of soil. [(A fresh solution must be prepared) (Prepare a fresh solution)] at least daily or when use solution becomes visibly [(diluted) (soiled) (dirty)]. (\*\*Note to reviewer: This statement mi be used on all labels with food contact surface uses.)

**PREPARATION OF DISINFECTION/VIRUCIDAL\* USE SOLUTION:** For heavily soiled areas, a preliminary cleaning is required. [(Add) (Mix)] [(6 ounces) (((a) (one)) 6-ounce packet)] (of (this product) (Product name)) [(to) (with)] 5 gallons of water (450 ppm active) (or equivalent use dilution) to disinfect hard non-porous (inanimate) (environmental) surfaces. Apply use solution using a brush, cloth, mop, sponge, auto scrubber , or mechanical spray device ((hand pump) coarse pump or trigger spray device) or by immersion so as to thoroughly wet surfaces. For sprayer applications, spray 6-8 inches from surface. Do not breathe spray. Rub with brush, cloth, or sponge. Change cloth, sponge or towels frequently to avoid redeposition of soil. Treated surfaces must remain wet for 10 minutes. [(Rinse) (Wipe up excess liquid (with a paper towel)) (Allow to air dry) (Rinsing of floors is not necessary unless they are to be waxed or polished) (\*\*Rinse all treated surfaces that come in contact with food such as countertops, appliances, tables and stovetops with potable water before reuse)]. Change cloth, sponge or towels frequently to avoid redeposition of soil. [(A fresh solution must be prepared) (Prepare a fresh solution)] at least daily or when use solution becomes visibly [(diluted) (soiled) (dirty)]. (\*\*Note to reviewer: This statement must be used on all labels with food contact surface uses.)

**\*VIRUCIDAL PERFORMANCE:** For heavily soiled areas, a preliminary cleaning is required. Apply 6 ounces (of (this product) (Product name)) per 5 gallons of water (450 ppm active) (or equivalent use dilution) to surfaces, thoroughly wetting with a brush, cloth, mop, sponge, auto scrubber or mechanical spray device ((hand pump) coarse pump or trigger spray device) or by immersion. For spray applications, spray 6-8 inches from surface. Do not breathe spray. Rub with brush, cloth, or sponge. Treated hard, non-porous (inanimate) (environmental) surfaces must remain wet for ten (10) minutes. [(Rinse) (Wipe up excess liquid (with a paper towel)) (Allow to air dry)]. Change cloth, sponge or towels frequently to avoid redeposition of soil. [(A fresh solution must be prepared) (Prepare a fresh solution)] at least daily or when use solution becomes visibly [(diluted) (soiled) (dirty)].

**CLEANING AND DISINFECTION:** For heavily soiled areas, a pre-cleaning step is required. For all general cleaning and disinfection, use a 3.5-ounce (of (this product) (Product name)) per 5 gallons of water use solution (260 ppm active) (or equivalent use dilution). Apply use solution to hard nonporous (inanimate) (environmental) surfaces using a brush, sponge, cloth, mop, auto scrubber or mechanical spray device ((hand pump) coarse pump or trigger spray device) or by immersion so as to thoroughly wet

110842



surface. For sprayer applications, spray 6-8 inches from surface. Do not breathe spray. Rub with brush, cloth, or sponge. Allow surfaces to remain wet for 10 minutes. [(Rinse) (Wipe up excess liquid (with a paper towel)) (Allow to air dry)]. Change cloth, sponge or towels frequently to avoid redeposition of soil. [(A fresh solution must be prepared) (Prepare a fresh solution)] at least daily or when use solution becomes visibly [(diluted) (soiled) (dirty)].

**FOR USE AS A ONE-STEP CLEANER/DISINFECTANT:**

1. Pre-clean heavily soiled areas.
2. Apply (use solution of) 3.5 ounces (of (this product) (Product name)) per 5 gallons (of water) (260 ppm active) (or equivalent use dilution) to hard, non-porous (inanimate) (environmental) surfaces using a sponge, brush, cloth, mop, auto scrubber or mechanical spray device ((hand pump) coarse pump or trigger spray device) or by immersion. For spray applications, spray 6-8 inches from surface. Do not breathe spray.
3. Rub with brush, cloth, or sponge.
4. To disinfect, all surfaces must remain wet for ten (10) minutes.
5. [(Rinse) (Wipe up excess liquid (with a paper towel)) (Allow to air dry)].
6. Change cloth, sponge or towels frequently to avoid redeposition of soil. [(A fresh solution must be prepared) (Prepare a fresh solution)] at least daily or when use solution becomes visibly [(diluted) (soiled) (dirty)].

**PREPARATION OF NON-FOOD CONTACT SANITIZER USE SOLUTION:** For heavily soiled areas, a preliminary cleaning is required. [(Add) (Mix)] [(2-ounce) (((a) (one)) 2-ounce packet)] (of (this product) (Product name)) [(to) (with)] 5 gallons of water (150 ppm active) (or equivalent use dilution). Apply sanitizer use solution to hard, non-porous (inanimate) (environmental) non-food contact surfaces with a brush, cloth, mop, sponge, auto scrubber, mechanical spray device ((hand pump) coarse pump or trigger spray device) or by immersion so as to thoroughly wet surface to be sanitized. For sprayer applications, spray 6-8 inches from surface. Do not breathe spray. Rub with brush, cloth, or sponge. Treated surfaces must remain wet for 3 minutes. [(Rinse) (Wipe up excess liquid (with a paper towel)) (Allow to air dry)]. Change cloth, sponge or towels frequently to avoid redeposition of soil. [(A fresh solution must be prepared) (Prepare a fresh solution)] at least daily or when use solution becomes visibly [(diluted) (soiled) (dirty)].

**TO SANITIZE (AND DEODORIZE):** For heavily soiled areas, a preliminary cleaning is required. Apply sanitizer use solution of [(2 ounce) (((a) (one)) 2-ounce packet)] (of (this product) (Product name)) per 5 gallons of water (or equivalent use dilution) (150 ppm active) to hard, non-porous (inanimate) (environmental) non-food contact surfaces, thoroughly wetting as required. Apply with a brush, cloth, mop, sponge, auto scrubber or mechanical spray device ((hand pump) coarse pump or trigger spray device) or by immersion. For sprayer applications, spray 6-8 inches from surface. Do not breathe spray. Rub with brush, cloth, or sponge. Let stand for 3 minutes. [(Rinse) (Wipe up excess liquid (with a paper towel)) (Allow to air dry)]. Change cloth, sponge or towels frequently to avoid redeposition of soil. [(A fresh solution must be prepared) (Prepare a fresh solution)] at least daily or when use solution becomes visibly [(diluted) (soiled) (dirty)].

**FOR DISINFECTING HARD, NON-POROUS (INANIMATE) (ENVIRONMENTAL) SURFACES AGAINST AVIAN INFLUENZA A (H5N1) VIRUS:** For use in homes, hospitals, hotels, motels, schools and other non-animal use sites, follow the [(**INSTITUTIONAL DISINFECTANT DIRECTIONS**) (**PREPARATION OF DISINFECTION/VIRUCIDAL\*/FUNGICIDAL USE SOLUTION**)] directions. (OR) For use in animal housing facilities, follow the **SPECIAL INSTRUCTIONS FOR**

**INACTIVATING AVIAN INFLUENZA A (H5N1) (H9N2) VIRUS** in the Animal Premise section.

**GENERAL DISINFECTION – NON-MEDICAL ONLY DILUTION CHART**

Ounces of Product	Amount of Water
0.175 ounces	1 quart
0.35 ounce	½ Gallon
0.7 ounces	1 gallon
1.75 ounces	2½ gallons
3.5 ounces	5 gallons
7.0 ounces	10 gallons

**DISINFECTION AND VIRUCIDAL\* – INSTITUTIONS and NON-MEDICAL DILUTION CHART**

Ounces of Product	Amount of Water
0.3 ounces	1 quart
0.6 ounces	½ Gallon
1.2 ounces	1 gallon
3.0 ounces	2½ gallons
6.0 ounces	5 gallons
12.0 ounces	10 gallons

**DILUTION GUIDE:**

- For Hospital or Medical Environment claims 6oz/5 gal. water
- For General or Broad Spectrum claims 3.5oz/5 gal. water
- For Public Health Virucidal\* claims 6oz/5 gal. water
- For Animal Virucidal\* claims 6oz/5 gal. water
- For Non-Food Contact Sanitizing claims 2oz/5 gal. water
- For Food Contact Sanitizing claims at 150 ppm 1.5oz/4 gal. water
- For Food Contact Sanitizing claims at 200 ppm 2oz/4 gal. water
- For Food Contact Sanitizing claims at 400 ppm 4oz/4 gal. water
- For Laundry Bacteriostatic claims 20oz./100 lbs. of dry fabric
- For Laundry Sanitizer 24oz./100 lbs. of dry fabric
- For Mold and Mildew 6oz/5 gal. water

**HOSPITAL/HEALTH CARE/INSTITUTIONAL**

(Note for reviewer: For labels that list medical premises and metal and/or stainless steel surfaces, one of the following FDA/EPA Memorandum of Understanding statements must be used.)

[(This product) (Product name)] is not to be used as a terminal sterilant/high-level disinfectant on any surface or instrument that (1) is introduced directly into the human body, either into or in contact with the bloodstream or normally sterile areas of the body, or, (2) contacts intact mucous membranes but which does not ordinarily penetrate the blood barrier or otherwise enter normally sterile areas of the body. [(This product) (Product name)] can be used to pre-clean or decontaminate critical or semi-critical medical devices prior to sterilization or high-level disinfection.

(Or)

[(Not for use on medical devices or medical equipment surfaces) ((This product) (Product name)) is not for use on Medical device surfaces]].

**INSTITUTIONAL DISINFECTANT DIRECTIONS (Hospitals, Dental Offices, Nursing Homes, and Other Health Care Institutions):** For heavily soiled areas, a preliminary cleaning is required. For disinfecting hard, non-porous (inanimate) (environmental) surfaces such as floors, walls, countertops, bathing areas, lavatories, bed frames, tables, chairs, garbage pails, [(add) (mix)] [(6 ounces) (((a) (one)) 6-ounce packet)] (of (this product) (Product name)) [(to) (with)] 5 gallons of water (450 ppm active) (or equivalent use dilution) to disinfect hard, non-porous (inanimate) (environmental)

150442

surfaces. Apply use solution to surfaces, thoroughly wetting surfaces with a brush, cloth, mop, sponge, auto scrubber or mechanical spray device ((hand pump) coarse pump or trigger spray device) or by immersion. For sprayer applications, spray 6-8 inches from surface. Do not breathe spray. Rub with brush, cloth, or sponge. Treated surfaces must remain wet for 10 minutes. [(Rinse) (Wipe up excess liquid (with a paper towel)) (Allow to air dry)]. Change cloth, sponge or towels frequently to avoid redeposition of soil. [(A fresh solution must be prepared) (Prepare a fresh solution)] at least daily or when use solution becomes visibly [(diluted) (soiled) (dirty)].

**\*KILLS HIV, HBV and HCV ON PRECLEANED ENVIRONMENTAL SURFACES/OBJECTS PREVIOUSLY SOILED WITH BLOOD/BODY FLUIDS** in health care settings or other settings in which there is an expected likelihood of soiling of inanimate surfaces/objects with blood or body fluids and in which the surfaces/objects likely to be soiled with blood or body fluids can be associated with the potential for transmission of human immunodeficiency virus Type 1 (HIV-1) (associated with AIDS), Hepatitis B virus (HBV) and Hepatitis C virus (HCV).

**“SPECIAL INSTRUCTIONS FOR CLEANING AND DECONTAMINATION AGAINST HIV-1, HBV and HCV ON SURFACES/OBJECTS SOILED WITH BLOOD/BODY FLUIDS.”**

**Personal Protection:** [(Clean up must always be done wearing protective latex gloves, gowns, masks and eye protection) (Specific barrier protection items to be used when handling items soiled with blood or body fluids are disposable latex gloves, gowns, masks and eye protection)].

**Cleaning Procedure:** Blood and other body fluids (containing HIV-1, HBV & HCV) must be thoroughly cleaned from hard nonporous (inanimate) (environmental) surfaces and objects before application of [(this product) (Product name) (the disinfectant)].

**Disposal of Infectious Materials:** Blood and other body fluids, cleaning materials and clothing must be autoclaved and disposed of according to federal, state and local regulations for infectious waste disposal.

**Contact Time:** For HIV, leave hard nonporous (inanimate) (environmental) surfaces wet for two minutes with a 6-ounce (of (this product) (Product name)) per 5 gallons of water (or equivalent use dilution) (450 ppm active) use solution. This contact time will not control other common types of viruses and bacteria. For HBV and HCV, leave hard nonporous (inanimate) (environmental) surfaces wet for 10 minutes with a 6-ounce (of (this product) (Product name)) per 5 gallons (or equivalent use dilution) (450 ppm active) use solution.

**SURGICAL INSTRUMENT PRESOAK:** Add 6 ounces (of (this product) (Product name)) to 5 gallons of water (or equivalent use dilution) (450 ppm active). Place pre-cleaned instruments in solution to presoak surgical instruments for a minimum of 10 minutes, then proceed with normal sterilization procedure. [(A fresh solution must be prepared) (Prepare a fresh solution)] at least daily or when use solution becomes visibly [(diluted) (soiled) (dirty)].

**Note:** Plastic instruments can remain immersed until sterilization. Metal instruments must be removed after 10 minutes, rinsed, dried, and kept in a clean non-contaminated receptacle until sterilization. Prolonged soaking will cause damage to metal instruments. Surgical instruments must be sterilized before use.

**ULTRASONIC BATH DISINFECTANT DIRECTIONS:** Pre-clean heavily soiled objects. Use (this product) (Product name) to disinfect hard, non-porous (inanimate) (environmental) non-critical objects compatible with Ultrasonic cleaning units. Pour a fresh solution of [(6 ounces) ((a) (one)) 6-ounce packet] (of (this product) (Product name)) [(to) (with)] 5 gallons of water (or equivalent use dilution) (450 ppm active)

directly into bath chamber. Place objects into unit and operate for a minimum of 10 minutes (according to manufacturers' use directions). [(Remove objects and [(wash) (rinse)] with sterile water (for injection)) (Allow to air dry)]. [(A fresh solution must be prepared) (Prepare a fresh solution)] at least daily or when use solution becomes visibly [(diluted) (soiled) (dirty)].

**FOR DISINFECTING ON HARD, NON-POROUS (INANIMATE) (ENVIRONMENTAL) (FIBERGLASS) BATH AND THERAPY EQUIPMENT:** To remove body oils, dead tissue, soil and all other buildups or organic matter on hard nonporous (inanimate) (environmental) surfaces after using the unit, drain the water and refill with fresh water to just cover the intake valve. Add [(6 ounces) ((a) (one)) 6-ounce packet] (of (this product) (Product name)) [(to) (with)] 5 gallons of water (or equivalent use dilution) (450 ppm active) in the unit at this point. Briefly start the pump to circulate the solution. Turn off pump. Wash down the unit sides, seat of the chair lift, and any/all related equipment with a clean swab, brush or sponge. [(Product to surface contact time must be at least) (Treated surfaces must remain wet for)] 10 minutes for proper disinfection. After the unit has been thoroughly disinfected, drain solution from the unit and rinse any/all cleaned/disinfected surfaces with fresh water. The unit is ready for reuse.

**CLEANING AND DISINFECTING HARD, NON-POROUS (INANIMATE) (ENVIRONMENTAL) SURFACES ON PERSONAL PROTECTIVE EQUIPMENT (RESPIRATORS):** Pre-clean equipment if heavily soiled to ensure proper surface contact. Add 1.2 ounces (of (this product) (Product name)) to (one) (1) gallon of water (or equivalent use dilution) (450 ppm active). Gently mix for uniform solution. Apply solution to hard, non-porous (inanimate) (environmental) surfaces of the respirator with a brush, cloth, mop, sponge, auto scrubber or mechanical spray device ((hand pump) coarse pump or trigger spray device) or by immersion. Thoroughly wet all surfaces to be disinfected. For spray applications, spray 6-8 inches from surface. Do not breathe spray. Rub with brush, cloth, or sponge. Treated surfaces must remain wet for ten (10) minutes. Remove excess solution from equipment prior to storage. Change cloth, sponge or towels frequently to avoid redeposition of soil. [(A fresh solution must be prepared) (Prepare a fresh solution)] at least daily or when use solution becomes visibly [(diluted) (soiled) (dirty)]. The user must comply with all OSHA regulations for cleaning respiratory protection equipment (29 CFR § 1910.134).

#### SANITIZER DIRECTIONS FOR NON-FOOD CONTACT SURFACES IN INSTITUTIONAL FACILITIES

**ULTRASONIC BATH SANITIZER DIRECTIONS:** Pre-clean soiled objects. Use (th. product) (Product name) to sanitize hard (inanimate) (environmental) non-porous, non-critical objects compatible with Ultrasonic cleaning units. Pour a fresh solution of [(2 ounces) ((a) (one)) 2-ounce packet] (of (this product) (Product name)) per 5 gallons of water (or equivalent use dilution) (150 ppm active) directly into bath chamber. Place objects into unit and operate for a minimum of 3 minutes, (according to manufacturers' use directions). [(Remove objects and rinse with sterile water (for injection)) (Allow to air dry)]. [(A fresh solution must be prepared) (Prepare a fresh solution)] at least daily or when use solution becomes visibly [(diluted) (soiled) (dirty)].

**Note:** [(This product) (Product name)] in its use solution is compatible with stainless steel, aluminum and most other hard nonporous (inanimate) (environmental) surfaces. Before product use, it is recommended that you apply product to a smaller test area to determine compatibility before proceeding with its use.

**SANITIZATION OF HARD, NON-POROUS (INANIMATE) (ENVIRONMENTAL) SURFACES ON PERSONAL PROTECTIVE EQUIPMENT (RESPIRATORS):** Add [(2 ounces) ((a) (one)) 2-ounce packet] (of (this product) (Product name)) per 5 gallons of water (or equivalent use dilution) (150 ppm active). Gently mix for uniform solution.

108412



Apply solution to hard, non-porous (inanimate) (environmental) surfaces of the respirator with a brush, cloth, mop, sponge, auto scrubber or mechanical spray device ((hand pump) coarse pump or trigger spray device) or by immersion. Thoroughly wet all surfaces to be disinfected. Treated surfaces must remain wet for three (3) minutes. Remove excess solution from equipment prior to storage. Change cloth, sponge or towels frequently to avoid redeposition of soil. [(A fresh solution must be prepared) (Prepare a fresh solution)] at least daily or when use solution becomes visibly [(diluted) (soiled) (dirty)].

### **FOOD PROCESSING PREMISES**

**DIRECTIONS FOR FOOD PROCESSING PLANTS:** For use on non-food contact hard nonporous (inanimate) (environmental) surfaces such as floors, walls, tables, garbage cans and disposal areas. Follow the **PREPARATION OF DISINFECTION/ VIRUCIDAL\* USE SOLUTION** use directions.

**DIRECTIONS FOR FOOD STORAGE AREAS:** For use on non-food contact hard nonporous (inanimate) (environmental) surfaces such as shelves, floors, walls and tables. Follow the **PREPARATION OF DISINFECTION/VIRUCIDAL\* USE SOLUTION** use directions.

#### **FOR USE AS A CLEANER/DISINFECTANT IN FOOD PROCESSING PLANTS:**

1. For heavily soiled areas, thoroughly clean surface prior to disinfecting.
2. Apply use solution of [(\*\*6 ounces) (3.5 ounces) (((a) (one)) (3.5-ounce) (\*\*6-ounce) packet)] (of (this product) (Product name)) [(to) (with)] 5 gallons of water evenly over hard nonporous (inanimate) (environmental) surfaces using a brush, cloth, mop, sponge, auto scrubber or mechanical spray device ((hand pump) coarse pump or trigger spray device) or by immersion. Be sure to wet all surfaces thoroughly. For spray applications, spray 6-8 inches from surface. Do not breathe spray. Rub with brush, cloth, or sponge.
3. Allow product to remain on surface for ten (10) minutes.
4. [(Wipe with clean cloth, sponge or paper towel) (Wipe up excess liquid (with a paper towel))]. Change cloth, sponge or towels frequently to avoid redeposition of soil.
5. When disinfecting food contact surfaces used for food preparation, rinse surfaces thoroughly with potable water. [(This product) (Product name)] must not be used to clean the following surfaces: utensils, glassware, dishes or interior surfaces of processing equipment.
6. [(A fresh solution must be prepared) (Prepare a fresh solution)] at least daily or when use solution becomes visibly [(diluted) (soiled) (dirty)].

**TO DISINFECT FOOD-PROCESSING AND TOBACCO PREMISES:** For heavily soiled areas, a pre-cleaning step is required. For use on floors, walls, storage areas and other hard nonporous (inanimate) (environmental) surfaces, [(add) (mix)] [(\*\*6 ounces) (3.5 ounces) (((a) (one)) (3.5-ounce) (\*\*6-ounce) packet)] (of (this product) (Product name)) [(to) (with)] 5 gallons. Apply solution with a brush, mop, cloth, sponge, auto scrubber or mechanical spray device ((hand pump) coarse pump or trigger spray device) or by immersion so as to wet all surfaces thoroughly. For spray applications, spray 6-8 inches from surface. Rub with brush, cloth, or sponge. Allow surface to remain wet for 10 minutes. [(Then remove excess liquid (with a paper towel) and rinse the surface with potable water) (After use, all surfaces in the area must be thoroughly rinsed with potable water)]. Change cloth, sponge or towels frequently to avoid redeposition of soil. [(A fresh solution must be prepared) (Prepare a fresh solution)] at least daily or when use solution becomes visibly [(diluted) (soiled) (dirty)].

**TO DISINFECT FOOD SERVICE ESTABLISHMENT FOOD CONTACT SURFACES:** For heavily soiled areas, a pre-cleaning step is required. For use on countertops,

exterior surfaces of appliances, tables and other hard nonporous (inanimate) (environmental) surfaces, [(add) (mix)] [(\*\*6 ounces) (3.5 ounces) (((a) (one)) (3.5-ounce) (\*\*6-ounce) packet)] (of (this product) (Product name)) [(to) (with)] 5 gallons of water. Apply solution with a brush, mop, cloth, sponge, auto scrubber or mechanical spray device ((hand pump) coarse pump or trigger spray device) or by immersion so as to wet all surfaces thoroughly. For sprayer applications, spray 6-8 inches from surface. Rub with brush, cloth, or sponge. Allow surface to remain wet for 10 minutes. [(Wipe with clean cloth, sponge or paper towel) (Wipe up excess liquid (with a paper towel)) (Then remove excess liquid)]. [(Rinse the surface with potable water) (After use, all surfaces in the area must be thoroughly rinsed with potable water)]. Change cloth, sponge or towels frequently to avoid redeposition of soil. [(A fresh solution must be prepared) (Prepare a fresh solution)] at least daily or when use solution becomes visibly [(diluted) (soiled) (dirty)].

**FOR USE ON NON-FOOD CONTACT SURFACES AS A DISINFECTANT IN THE BREWERY INDUSTRY:** Follow the [(**DIRECTIONS FOR FOOD PROCESSING PLANTS) (FOR USE AS A CLEANER/DISINFECTANT IN FOOD PROCESSING PLANTS) (TO DISINFECT FOOD-PROCESSING AND TOBACCO PREMISES)] use directions.**

**DISINFECTING POTATO STORAGE AREA AND EQUIPMENT:** Remove all potatoes prior to disinfection of potato storage area and equipment. Follow the [(**DIRECTIONS FOR FOOD PROCESSING PLANTS) (FOR USE AS A CLEANER/DISINFECTANT IN FOOD PROCESSING PLANTS) (TO DISINFECT FOOD-PROCESSING AND TOBACCO PREMISES)] use directions.**

**FOR CONTROL OF DROSOPHILA SPP. AND PHORIDAE FAMILY OF FLIES ON NON-FOOD CONTACT SURFACES:** To control flies on hard non porous non-food contact (inanimate) (environmental) surfaces such as floors, walls, countertops, metal surfaces, painted surfaces, glazed porcelain, glazed tile, glass, chrome, rubber, and plastic in restaurants, kitchens, dishwashing areas, and bar and wait station areas and other food storage areas. After removing gross filth, apply a solution of [(\*\*6 ounces) (3.5 ounces) (((a) (one)) (3.5-ounce) (\*\*6-ounce) packet)] (of (this product) (Product name)) [(to) (with)] 5 gallons of water (or equivalent use dilution) to surfaces and locations where flies breed. Spray surfaces thoroughly or apply by pouring, mopping or sponging onto the surface. Allow surface to remain wet for 10 minutes. Repeat application 1-2 times per week or as needed. Do not contaminate food and food packaging.

**FOR CONTROL OF SMALL FLIES IN DRAINS:** For control of small flies: Drosophila spp. and the Phoridae family. Spray or pour solution of [(\*\*6 ounces) (3.5 ounces) (((a) (one)) (3.5-ounce) (\*\*6-ounce) packet)] (of (this product) (Product name)) [(to) (with)] 5 gallons of water (or equivalent use dilution) into drain during time of lowest level of drain use. Add 14 ounces of solution daily to each drain to maintain fly control. Apply around the edge of the drain and coat all sides of inside of drain. Repeat application 1-2 times per week or as needed. Do not contaminate food and food packaging.

#### **MUSHROOM FARM INDUSTRY USE DIRECTIONS**

**Site Preparation:** The first step in any ongoing sanitation program must be the removal of gross contamination and debris. This may be accomplished by using a shovel, broom, or vacuum, depending on the area to be disinfected.

**Disinfection:** For heavily soiled areas, preclean first. Use (\*\*6 ounces) (3.5 ounces) (of (this product) (Product name)) per 5 gallons of water (or equivalent dilution) use solution. Wet all hard nonporous (inanimate) (environmental) surfaces thoroughly. Treated surfaces must remain wet for 10 minutes. Let air-dry. Prepare a fresh solution for each use.

**For Heavy Duty Cleaning:** When greater cleaning is desired, use a 6-ounce (of (this product) (Product name)) per 5 gallons of water (1.2 ounces (of (this product) (Product name)) per (one) (1) gallon of water) (or equivalent dilution) use solution. Heavily soiled areas will require repeated cleaning before treatment.

**DO NOT APPLY TO THE MUSHROOM CROP, COMPOST OR CASING.** Rinse treated surfaces with potable water before they contact the crop, compost or casing.

**DIRECTIONS FOR FOGGING IN DAIRIES, BEVERAGE AND FOOD PROCESSING PLANTS:** Prior to fogging, food products and packaging material must be removed from the room or carefully protected. After cleaning, fog desired areas using 1 quart per 1000 cubic feet of room area with a solution containing 3 ounces of product to 1 gallon of water (1,200 ppm active) (or equivalent use dilution). Wear a dust mist respirator when mixing the use solution and pouring it into the fogging apparatus. Vacate the area of all personnel during fogging and for a minimum of 2 hours after fogging and a minimum of 4 air exchanges (ACH) per hour in the facility. All food contact surfaces must be sanitized with an EPA approved food contact sanitizer solution of 150-400 ppm active (1.5-4 ounces (of (this product) (Product name)) to 4 gallons of water (or equivalent use dilution) prior to use. [(All food contact surfaces must be thoroughly rinsed prior to reuse with potable water) (Allow food contact surfaces to drain thoroughly before operations are resumed)].

**Note:** The fog generated is irritating to the eyes, skin and mucous membranes. Under no circumstances must a room or building be entered by anyone within two hours of the actual fogging and a minimum of 4 air exchanges (ACH) per hour in the facility. If the building must be entered, then the individuals entering the building must wear a self-contained respirator approved by NIOSH/MSHA, goggles, long sleeves and long pants.

**FOGGING IS TO BE USED AS AN ADJUNCT TO ACCEPTABLE MANUAL CLEANING AND DISINFECTING OF ROOM AND MACHINE SURFACES.**

### SANITIZER DIRECTIONS FOR NON-FOOD CONTACT SURFACES IN FOOD PROCESSING FACILITIES

**SHOE (BOOT) BATH SANITIZER DIRECTIONS:** To prevent cross contamination from area to area in animal areas, and the packaging and storage areas of food plants, shoe baths containing one inch of freshly made sanitizing solution must be placed at all entrances to buildings, hatcheries and at all the entrances to the production and packaging rooms. Scrape waterproof shoes and place in a 2-ounce (of (this product) (Product name)) per 5 gallons of water (or equivalent use dilution) (150 ppm active) use solution for 3 minutes prior to entering area. [(A fresh solution must be prepared) (Prepare a fresh solution)] at least daily or when use solution becomes visibly [(diluted) (soiled) (dirty)].

**FOR FOOT DIP OF WATER PROOF FOOTWEAR:** Use (this product) (Product name) at 2 ounces per 5 gallons of water in foot dip tray. Shoe baths must contain at least 1 inch of freshly made solution and be placed at the entrances to buildings. Scrape shoes and place in diluted solution for 3 minutes before entering building. Change solution in bath daily or soon if solution appears dirty.

**SHOE FOAM DIRECTIONS:** To prevent cross contamination from area to area in animal areas, and the packaging and storage areas of food plants, apply a foam layer approximately 0.5 to 2 inches thick made from a solution of 2 to 3 ounces (of (this product) (Product name)) per (one) (1) gallon of water (or equivalent use dilution) (800 to 1200 ppm active) at all entrances to buildings, hatcheries, production and packaging rooms by using a foam generating machine or aerator to apply foam layer. Follow the foaming directions as specified by the manufacturer of the foam generator/aerator. Scrape waterproof shoes. Stand and/or walk through foamed area for 3 minutes prior to

entering area. Foam area must be washed and replaced at least daily or when it appears visibly [(diluted) (soiled) (dirty)].

*(For food processing or other facilities that have installed entryway sanitizing systems.)*

**ENTRYWAY SANITIZING SYSTEMS:** To prevent cross contamination from area to area, set the system to deliver (2.5 – 5 oz. per 2.5 gallons of water) (or equivalent use dilution) (400 – 800 ppm active) of sanitizing solution. The [(spray) (foam)] must cover the entire path of the doorway. Set the system so that a continuous wet blanket of sanitizer solution is delivered to the floor.

Do not mix other foam additives to the sanitizing solution.

### FOOD CONTACT AND TOBACCO PROCESSING EQUIPMENT SANITIZING DIRECTIONS

*(Note to reviewer: This statement must appear with any of the Food Contact Sanitizing claims in this section except for the Fogging directions for use.)*

Before use as a sanitizer in public eating places and dairies, food products and packaging materials must be removed from the room or carefully protected. Prior to application, remove gross food particles and soil by a pre-flush or pre-scrape and when necessary, presoak. Then thoroughly wash or flush objects with a good detergent or compatible cleaner, followed by a potable water rinse before application of the sanitizing solution.

**FOOD CONTACT SANITIZING PERFORMANCE:** At 2 ounces (of (this product) (Product name)) per 4 gallons of water (or equivalent use dilution) (200 ppm active), [(this product) (Product name)] eliminates 99.999% of the following bacteria in (60 seconds) (1 minute) in 500 ppm hard water (calculated as CaCO<sub>3</sub>) according to the AOAC Germicidal and Detergent Sanitizing Action of Disinfectants test:

<i>Aeromonas hydrophila</i> (ATCC 23213)	<i>Salmonella enterica</i> (ATCC 10708)
<i>Campylobacter jejuni</i> (ATCC 29428)	<i>Salmonella enteritidis</i> (ATCC 4931)
<i>Clostridium perfringens-vegetative</i> (ATCC 13124)	<i>Salmonella typhi</i> (ATCC 6539)
<i>Escherichia coli</i> (ATCC 11229)	<i>Shigella dysenteriae</i> (ATCC 9361)
<i>Escherichia coli</i> O157:H7 (ATCC 35150)	<i>Shigella sonnei</i> (ATCC 25931)
<i>Escherichia coli</i> O111:H8	<i>Staphylococcus aureus</i> (ATCC 6538)
<i>Enterococcus faecalis</i> Vancomycin resistant (ATCC 51299)	<i>Staphylococcus aureus</i> Methicillin Resistant (ATCC 33592)
<i>Enterobacter sakazakii</i> (ATCC 29544)	<i>Streptococcus pyogenes</i> (ATCC 12344)
<i>Listeria monocytogenes</i> (ATCC 984)	<i>Yersinia enterocolitica</i> (ATCC 23715)
<i>Klebsiella pneumoniae</i> (ATCC 4352)	

At 1.5 ounces (of (this product) (Product name)) per 4 gallons (150 ppm active) (This product) (Product name) is effective with a 1-minute contact time as a food-contact surface sanitizer in water up to 500-ppm hardness against *Escherichia coli* and *Staphylococcus aureus*.

At 1.5 ounces (of (this product) (Product name)) per 4 gallons this sanitizer fulfills the criteria of Appendix F of the Grade A Pasteurized Milk, Ordinance 1978 Recommendations of the U.S. Public Health Services in waters up to 500 ppm of hardness calculated as CaCO<sub>3</sub> when evaluated by the AOAC Germicidal and Detergent Sanitizer Method against *Escherichia coli* and *Staphylococcus aureus*.

### FOOD CONTACT SANITIZING DILUTION GUIDE

To prepare a 150, 200, 300 or 400 ppm active solution use the following dilution table. Prepare the correct dilution rate based upon the appropriate use site.

Active solution	1 gallon	4 gallons	10 gallons	20 gallons
150 ppm	0.38 ounce	1.5 ounces	3.84 ounces	7.68 ounces
200 ppm	½ ounce	2.0 ounce	5.0 ounces	10 ounces
300 ppm	0.75 ounce	3.0 ounces	7.5 ounces	15 ounces

180412

400 ppm	1 ounce	4.0 ounces	10.0 ounces	20 ounces
---------	---------	------------	-------------	-----------

**SANITIZATION:** When used for sanitization of previously cleaned hard nonporous (inanimate) (environmental) food equipment or food contact items, limit active to 200-400 ppm active. At this level **NO POTABLE WATER RINSE** is allowed.

To sanitize previously cleaned and rinsed hard non-porous (inanimate) (environmental) food contact surfaces, prepare a 150-400 ppm active solution by adding 1.5 - 4 oz. to 4 gallons of water.

**TO SANITIZE IMMOBILE HARD NONPOROUS (INANIMATE) (ENVIRONMENTAL) ITEMS** (such as tanks, chopping blocks, countertops, refrigerated storage and display equipment, food processing equipment, tables, picnic tables, appliances, stovetops and food work areas): Flood the area with appropriate ppm active quaternary solution (of (this product) (Product Name)) for at least [(1 minute) (60 seconds)], making sure to wet all surfaces completely[(Let surfaces drain) (Drain the use-solution from the surface) (Drain thoroughly before reuse) (Thoroughly drain (non-immersed) (all sanitized) articles) (Allow sanitized surfaces to adequately drain before contact with food) (and then air dry)]. [(NO POTABLE WATER RINSE IS ALLOWED) (A potable water rinse is not allowed) (Do not rinse)] ((after use as a sanitizer) (after application of the sanitizing solution) (following the use of ((this product) (Product Name)) as a sanitizer) (on previously cleaned hard, non-porous (inanimate) (environmental) surfaces) (provided that the surfaces are adequately drained before contact with food so that little or no residue remains)). [(A fresh solution must be prepared) (Prepare a fresh solution)] at least daily or when use solution becomes visibly [(diluted) (soiled) dirty]]. For mechanical operations, this solution can be used once for sanitizing and re-used for cleaning.

**TO SANITIZE MOBILE HARD NONPOROUS (INANIMATE) (ENVIRONMENTAL) ITEMS** (such as glassware, utensils, cookware and dishware, glasses and eating utensils): Scrape and pre-wash utensils, glassware, cookware, dishware and other mobile hard nonporous (inanimate) (environmental) items. Immerse in appropriate ppm active quaternary solution (of (this product) (Product Name)) for at least [(1 minute) (60 seconds)], making sure to immerse completely. [(Remove items) (Remove immersed items from solution) (Drain the use-solution from the surface) (Place sanitized utensils on a rack or drain board) and air dry) (Thoroughly drain (immersed) (all sanitized) articles) (Allow sanitized surfaces to adequately drain before contact with food) (and then air dry)]. [(NO POTABLE WATER RINSE IS ALLOWED) (A potable water rinse is not allowed) (Do not rinse)] ((after use as a sanitizer) (after application of the sanitizing solution) (following the use of ((this product) (Product Name)) as a sanitizer) (on previously cleaned hard, non-porous (inanimate) (environmental) surfaces) (provided that the surfaces are adequately drained before contact with food so that little or no residue remains)). [(A fresh solution must be prepared) (Prepare a fresh solution)] at least daily or when use solution becomes visibly [(diluted) (soiled) dirty]]. For mechanical operations, this solution can be used once for sanitizing and re-used for cleaning.

### **PUBLIC EATING PLACES/DAIRY PROCESSING**

**FOR PUBLIC EATING PLACES, DAIRY PROCESSING EQUIPMENT AND FOOD PROCESSING EQUIPMENT AND UTENSILS:** Apply a use solution of 1.5 to 4 ounces (of (this product) (Product name)) per 4 gallons of water (or equivalent use dilution) (150-400 ppm active) to pre-cleaned, hard, non-porous (inanimate) (environmental) food contact surfaces, thoroughly wetting surfaces with a brush, cloth, mop, sponge, auto scrubber, mechanical spray device ((hand pump) coarse pump or trigger spray device) or by immersion. For spray applications, spray 6 to 8 inches from surface. Do not breathe spray. Rub with brush, sponge, or cloth. From a Closed Loop Dilution

Center, apply 150-400 ppm active solution to the surface to be sanitized. [(Allow surface to remain wet) (Surfaces must remain wet)] for at least [(1 minute) (60 seconds) (one minute)]. [(Remove items) (Remove immersed items from solution followed by adequate draining) (Let surfaces drain) (Drain the use-solution from the surface) (Drain thoroughly before reuse) (Place sanitized utensils on a rack or drain board) (Thoroughly drain (immersed) (non-immersed) (all sanitized) articles) (Allow sanitized surfaces to adequately drain before contact with food) (and then air dry)]. [(NO POTABLE WATER RINSE IS ALLOWED) (A potable water rinse is not allowed) (Do not rinse)] ((after use as a sanitizer) (after application of the sanitizing solution) (following the use of ((this product) (Product name)) as a sanitizer) (on previously cleaned hard, non-porous (inanimate) (environmental) surfaces) (provided that the surfaces are adequately drained before contact with food so that little or no residue remains)). Change cloth, sponge or towels frequently to avoid redeposition of soil. [(A fresh solution must be prepared) (Prepare a fresh solution)] at least daily or when use solution becomes visibly [(diluted) (soiled) dirty]]. For mechanical application, use solution must not be reused for sanitizing applications.

### **SANITIZING OF FOOD PROCESSING EQUIPMENT AND OTHER HARD NONPOROUS (INANIMATE) (ENVIRONMENTAL) FOOD CONTACT SURFACES IN FOOD PROCESSING LOCATIONS, MEAT PLANTS, DAIRIES, BAKERIES, CANNERIES, BEVERAGE PLANTS, RESTAURANTS AND BARS DIRECTIONS:**

For sanitizing pre-cleaned food processing equipment, dairy equipment, food utensils, dishes, silverware, eating utensils, glasses, sink tops, countertops, refrigerated storage and display equipment and other hard, non-porous (inanimate) (environmental) food contact surfaces, apply use solution of 1.5 to 4 ounces (of (this product) (Product name)) per 4 gallons of water (or equivalent use dilution) (150-400 ppm active) with a cloth, brush, sponge, mop, auto scrubber, mechanical spray device ((hand pump) coarse pump or trigger spray device) or by immersion, thoroughly wetting surfaces. For spray applications, spray 6 to 8 inches from surface. Do not breathe spray. Rub with brush, sponge, or cloth. Dishes, silverware, glasses, cooking utensils, eating utensils and other similar size food processing equipment must be sanitized (by immersion) in a 1.5- to 4- ounces (of (this product) (Product name)) per 4 gallons of water use solution (of (this product) (Product name)) (150-400 ppm active) (or equivalent use dilution). [(Allow surface to remain wet) (Surfaces must remain wet)] for at least [(60 seconds) (one minute)]. [(Remove items) (Remove immersed items from solution followed by adequate draining) (Let surfaces drain) (Drain the use-solution from the surface) (Drain thoroughly before reuse) (Place sanitized utensils on a rack or drain board) (Thoroughly drain (immersed) (non-immersed) (all sanitized) articles) (Allow sanitized surfaces to adequately drain before contact with food) (and then air dry)]. [(NO POTABLE WATER RINSE IS ALLOWED) (A potable water rinse is not allowed) (Do not rinse)] ((after use as a sanitizer) (after application of the sanitizing solution) (following the use of ((this product) (Product name)) as a sanitizer) (on previously cleaned hard, non-porous (inanimate) (environmental) surfaces) (provided that the surfaces are adequately drained before contact with food so that little or no residue remains)). Change cloth, sponge or towels frequently to avoid redeposition of soil. [(A fresh solution must be prepared) (Prepare a fresh solution)] at least daily or when use solution becomes visibly [(diluted) (soiled) dirty]]. For mechanical application, use solution must not be reused for sanitizing applications.

### **DIRECTIONS FOR SANITIZING FOOD CONTACT SURFACES IN PUBLIC EATING PLACES, DAIRY PROCESSING EQUIPMENT AND FOOD PROCESSING EQUIPMENT AND UTENSILS, AND FOOD CONTACT ARTICLES REGULATED BY 40CFR sec 180.940(a):**

1. Sanitize pre-cleaned hard nonporous (inanimate) (environmental) articles using a solution of 0.38 to 1 ounce (of (this product) (Product name)) per (one) (1) gallon of

190442

water (or equivalent use dilution) (150-400 ppm active). Articles that can be immersed in solution must remain in solution for [(60 seconds) (1 minute)]. Articles too large for immersing must be thoroughly wetted for [(60 seconds) (1 minute)] by rinsing, spraying or swabbing.

2. [(Remove items) (Remove immersed items from solution followed by adequate draining) (Let surfaces drain) (Drain the use-solution from the surface) (Drain thoroughly before reuse) (Place sanitized utensils on a rack or drain board) (Thoroughly drain (immersed) (non-immersed) (all sanitized) articles) (Allow sanitized surfaces to adequately drain before contact with food) (and then air dry)].
3. [(NO POTABLE WATER RINSE IS ALLOWED) (A potable water rinse is not allowed) (Do not rinse)] [(after use as a sanitizer) (after application of the sanitizing solution) (following the use of ((this product) (Product name)) as a sanitizer) (on previously cleaned hard, non-porous (inanimate) (environmental) surfaces) (provided that the surfaces are adequately drained before contact with food so that little or no residue remains)].
4. [(A fresh solution must be prepared) (Prepare a fresh solution)] at least daily or when use solution becomes visibly [(diluted) (soiled) (dirty)]. For mechanical application, use solution must not be reused for sanitizing applications.

#### U.S. PUBLIC HEALTH SERVICE FOOD SERVICE SANITIZATION RECOMMENDATIONS CLEANING AND SANITIZING

1. Thoroughly wash equipment and utensils in a hot detergent solution. Rinse utensils and equipment thoroughly with potable water.
2. Sanitize equipment and utensils by immersion in a 1.5- to 4-ounces (of (this product) (Product name)) per 4 gallons of water use solution (or equivalent use dilution) for at least [(60 seconds) (1 minute)] at a temperature of 75°F.
3. For equipment and utensils too large to sanitize by immersion, apply use solution of a 1.5 to 4 ounces (of (this product) (Product name)) per 4 gallons of water use solution (150-400 ppm active) (or equivalent use dilution) by rinsing, spraying or swabbing until thoroughly wetted for [(60 seconds) (1 minute)].
4. [(Remove items) (Remove immersed items from solution followed by adequate draining) (Let surfaces drain) (Drain the use-solution from the surface) (Drain thoroughly before reuse) (Place sanitized utensils on a rack or drain board) (Thoroughly drain (immersed) (non-immersed) (all sanitized) articles) (Allow sanitized surfaces to adequately drain before contact with food) (and then air dry)].
5. [(NO POTABLE WATER RINSE IS ALLOWED) (A potable water rinse is not allowed) (Do not rinse)] [(after use as a sanitizer) (after application of the sanitizing solution) (following the use of ((this product) (Product name)) as a sanitizer) (on previously cleaned hard, non-porous (inanimate) (environmental) surfaces) (provided that the surfaces are adequately drained before contact with food so that little or no residue remains)] [(Do not rinse (before contact with food))].
6. [(A fresh solution must be prepared) (Prepare a fresh solution)] at least daily or when use solution becomes visibly [(diluted) (soiled) (dirty)]. For mechanical application, use solution must not be reused for sanitizing applications.

#### WISCONSIN STATE DIVISION OF HEALTH

##### DIRECTIONS FOR EATING ESTABLISHMENTS *(Not applicable in CA)*

1. Scrape and pre-wash hard nonporous utensils and glasses whenever possible.
2. Wash with a good detergent or compatible cleaner.
3. Rinse with potable water.
4. Sanitize in a solution of 1.5 to 4 ounces (of (this product) (Product name)) per 4 gallons of water (150-400 ppm active). Immerse all utensils for at least [(one minute) (60 seconds)] or for contact time specified by governing sanitary code. For equipment and utensils too large to sanitize by immersion, apply use solution of 1.5 to 4 ounces (of (this product) (Product name)) per 4 gallons of water (150-400 ppm

active) (or equivalent use dilution) by rinsing, spraying or swabbing until thoroughly wetted for [(60 seconds) (1 minute)].

5. Place sanitized utensils on a rack or drain board to air-dry.
6. [(A fresh solution must be prepared) (Prepare fresh sanitizing solution)] at least daily or more often when visibly [(soiled) (diluted) (dirty)].

**NOTE:** A clean potable water rinse following sanitization is not permitted under Section HFS 196.13 of the Wisconsin Administrative Code.

*(Alternative language for clean in place, closed loop dilution centers.)*

#### WISCONSIN STATE DIVISION OF HEALTH

##### DIRECTIONS FOR EATING ESTABLISHMENTS *(Not applicable in CA)*

1. Scrape and pre-wash hard nonporous utensils and glasses whenever possible.
2. Wash with a good detergent or compatible cleaner.
3. Rinse with potable water.
4. Sanitize in a solution from the Closed Loop Dilution Center (150-400 ppm active) for at least [(one minute) (60 seconds)] or for contact time specified by governing sanitary code.
5. Place sanitized utensils on a rack or drain board to air-dry.
6. [(A fresh solution must be prepared) (Prepare fresh sanitizing solution)] at least daily or more often when visibly [(soiled) (diluted) (dirty)].

**Note:** A clean potable water rinse following sanitization is not permitted under Section HFS 196.13 of the Wisconsin Administrative Code.

##### DIRECTIONS FOR RESTAURANT AND BAR SANITIZER

For sanitizing pre-cleaned hard nonporous (inanimate) (environmental) dishes, glassware, silverware, eating utensils, and cooking utensils, cookware and dishware, [(immerse in) (saturate using)] a solution containing 1.5 to 4 ounces (of (this product) (Product name)) per 4 gallons of water (or equivalent use dilution) (150-400 ppm active). [(Allow surface to remain wet) (Surfaces must remain wet)] for at least [(60 seconds) (one minute)]. [(Remove items) (Remove immersed items from solution followed by adequate draining) (Let surfaces drain) (Drain the use-solution from the surface) (Drain thoroughly before reuse) (Place sanitized utensils on a rack or drain board) (Thoroughly drain (immersed) (non-immersed) (all sanitized) articles) (Allow sanitized surfaces to adequately drain before contact with food) (and then air dry)]. [(NO POTABLE WATER RINSE IS ALLOWED) (A potable water rinse is not allowed) (Do not rinse)] [(after use as a sanitizer) (after application of the sanitizing solution) (following the use of ((this product) (Product Name)) as a sanitizer) (on previously cleaned hard non-porous (inanimate) (environmental) surfaces) (provided that the surfaces are adequately drained before contact with food so that little or no residue remains)]. Change cloth, sponge or towels frequently to avoid redeposition of soil. [(A fresh solution must be prepared) (Prepare a fresh solution)] at least daily or when use solution becomes visibly [(diluted) (soiled) (dirty)]. For mechanical application, use solution must not be reused for sanitizing applications.

*(Alternative language for clean in place, closed loop dilution centers.)*

**FOR USE AS A SANITIZER ON DISHES, GLASSWARE, SILVERWARE, EATING UTENSILS, COOKING UTENSILS:** Remove gross food particles by preflush, prescrape, and presoak when necessary. Wash thoroughly with detergent or compatible cleaner then rinse with potable water prior to application (of (this product) (Product name)). Then immerse in a sanitizing solution from Closed Loop Dilution Center (150-400 ppm active). [(Allow surface to remain wet) (Surfaces must remain wet)] for at least [(60 seconds) (one minute)]. [(Remove items) (followed by adequate draining) (Let surfaces drain) (Drain the use-solution from the surface) (Drain thoroughly before reuse) (Place sanitized utensils on a rack or drain board) (Thoroughly drain (immersed) (non-immersed) (all sanitized) articles) (Allow sanitized surfaces to adequately drain

200642

before contact with food) (and then air dry)). [(NO POTABLE WATER RINSE IS ALLOWED) (A potable water rinse is not allowed) (Do not rinse)] ((after use as a sanitizer) (after application of the sanitizing solution) (following the use of ((this product) (Product Name)) as a sanitizer) (on previously cleaned hard, non-porous (inanimate) (environmental) surfaces) (provided that the surfaces are adequately drained before contact with food so that little or no residue remains)). For mechanical application, use solution must not be reused for sanitizing applications

**SANITIZING OF (REFRIGERATED) FOOD PROCESSING EQUIPMENT (ICE MACHINES) AND OTHER HARD NON-POROUS (INANIMATE) (ENVIRONMENTAL) SURFACES IN FOOD CONTACT LOCATIONS:** For sanitizing food processing equipment, dairy equipment, refrigerated storage and display equipment and other hard, non-porous (inanimate) (environmental) surfaces. [(Equipment and utensils) (Food contact surfaces)] must be thoroughly pre-flushed or pre-scraped and, when necessary, presoaked to remove gross food particles.

1. Turn off refrigeration (*Note: Use this direction only if applicable*)
2. Unit must be washed with a compatible detergent and rinsed with potable water before sanitizing. (*Note: Use this direction only if applicable*)
3. Wash and rinse all surfaces thoroughly.
4. Apply a solution of 1.5 to 4 ounces (of (this product) (Product name)) [(in (per))] 4 gallons of water (or equivalent use dilution) (150-400 ppm active) by mechanical spray device (coarse pump or trigger spray device), direct pouring or by recirculating through the system. [(Allow surface to remain wet) (Surfaces must remain wet)] for at least [(60 seconds) (one minute) (followed by complete draining)].
5. [(Let surfaces drain) (Drain the use-solution from the surface) (Drain thoroughly before reuse) (Thoroughly drain) (Allow sanitized surfaces to adequately drain before contact with (food) (liquid)) (and then air dry)].
6. [(NO POTABLE WATER RINSE IS ALLOWED) (A potable water rinse is not allowed) (Do not rinse)] ((after use as a sanitizer) (after application of the sanitizing solution) (following the use of ((this product) (Product Name)) as a sanitizer) (on previously cleaned hard, non-porous (inanimate) (environmental) surfaces) (provided that the surfaces are adequately drained before contact with (food) (liquid) so that little or no residue remains)).
7. [(A fresh solution must be prepared) (Prepare a fresh solution)] at least daily or when use solution becomes visibly [(diluted) (soiled) dirty)].
8. Return machine to service.

**SANITIZATION OF INTERIOR HARD, NON-POROUS (INANIMATE) (ENVIRONMENTAL) SURFACES OF WATER SOFTENERS AND REVERSE OSMOSIS (RO) UNITS**

**Water Softeners** – Sanitization must occur after initial installation, after the system is serviced and periodically during its use.

1. [(Tank must be washed with a compatible detergent and rinsed with potable water before sanitizing) (Unit must be washed with a compatible detergent and rinsed with potable water before sanitizing)].
2. Backwash the softener and add 1.5 to 4 ounces of sanitizer per 4 gallons of water (or equivalent use dilution) (150-400 ppm active) to the brine tank well. (The brine tank must have water in it to permit the solution to be carried into the softener.) (NOTE: Standard system capacity is 48 gallons.)
3. Proceed with the normal regeneration or interrupt the cycle after the brining step and let the softener soak for a minimum of [(one minute) (60 seconds)].
4. Backwash the softener with potable water to make sure all sanitizing solution is thoroughly rinsed from the unit before returning the system to service. Return

system to service. Follow the manufacturer's directions for re-installation of new pre-filters, membrane element and post filter.

**Reverse Osmosis (RO) Units** – Sanitization must occur after initial installation, after the system is serviced and periodically during its use.

1. Turn off RO system, drain storage tank and remove membrane element and pre-filters. Put membrane element in a plastic bag so it remains wet. Do not use ((this product) (Product name)) to sanitize the membrane element. Membrane element must be sterilized separately.
2. Tank must be washed with a compatible detergent and rinsed with potable water before sanitizing.
3. Fill empty pre-filter housing with 1.5 to 4 ounces of sanitizer per 4 gallons of water (or equivalent use dilution) (150-400 ppm active) and turn on raw water. (NOTE: Standard system capacity is 1 to 2 gallons).
4. After holding tank is full, let system stand idle for a minimum of [(one minute) (60 seconds)]. Turn off water. Drain holding tank.
5. Before the system is put back into service, flush system with potable water to assure sanitizing solution is rinsed thoroughly from system. Return unit(s) to normal operation. Follow the manufacturer's directions for re-installation of new pre-filters, membrane element and post filter.

**SANITIZATION OF INTERIOR HARD, NON-POROUS (INANIMATE) (ENVIRONMENTAL) SURFACES OF ICE MACHINES, WATER COOLERS, WATER HOLDING TANKS AND PRESSURE TANKS**

**Ice Machines** – Sanitization must occur after initial installation, after the machine is serviced and periodically during its use.

1. Shut off incoming water line to machine.
2. Unit must be washed with a compatible detergent and rinsed with potable water before sanitizing.
3. Prepare a solution of 1.5 to 4 ounces of sanitizer per 4 gallons of water (or equivalent use dilution) (150-400 ppm active).
4. Circulate solution through machine making sure to wet all hard nonporous (inanimate) (environmental) surfaces and allow a minimum contact of [(60 seconds) (1 minute)].
5. [(Drain thoroughly before reuse) (Thoroughly drain) (Allow sanitized surfaces to adequately drain before contact with (food) (liquid)) (and then air dry)].
6. [(NO POTABLE WATER RINSE IS ALLOWED) (A potable water rinse is not allowed) (Do not rinse)] ((after use as a sanitizer) (after application of the sanitizing solution) (following the use of ((this product) (Product Name)) as a sanitizer) (on previously cleaned hard, non-porous (inanimate) (environmental) surfaces) (provided that the surfaces are adequately drained before contact with (food) (liquid) so that little or no residue remains)).
7. Return machine to normal operation.

**Water Coolers, Water Holding Tanks and Pressure Tanks** – Sanitization must occur after initial installation, after the system is serviced and periodically during its use.

1. Shut off incoming water line.
2. (Units) (Tanks) must be washed with a compatible detergent and rinsed with potable water before sanitizing.
3. Prepare a solution of 1.5 to 4 ounces of sanitizer per 4 gallons of water (or equivalent use dilution) (150-400 ppm active).
4. Apply or circulate (if possible) solution to wet all hard nonporous (inanimate) (environmental) surfaces [(and allow) (for)] a minimum contact of [(one minute) (60 seconds)].

210642



5. [(Drain thoroughly before reuse) (Thoroughly drain) (Allow sanitized surfaces to adequately drain before contact with (food) (liquid)) (and then air dry)].
6. [(NO POTABLE WATER RINSE IS ALLOWED) (A potable water rinse is not allowed) (Do not rinse)] [(after use as a sanitizer) (after application of the sanitizing solution) (following the use of ((this product) (Product Name)) as a sanitizer) (on previously cleaned hard, non-porous (inanimate) (environmental) surfaces) (provided that the surfaces are adequately drained before contact with (food) (liquid) so that little or no residue remains)].
7. Return to service by opening incoming water lines.

**DIRECTIONS FOR FOOD PROCESSING EQUIPMENT AND DAIRIES**

Apply sanitizing solution containing 1.5 to 4 ounces (of (this product) (Product name)) per 4 gallons of water (or equivalent use dilution) (150-400 ppm active). Apply solution to pre-cleaned, hard, non-porous (inanimate) (environmental) surfaces thoroughly wetting surfaces with a brush, cloth, mop, sponge, auto scrubber, mechanical spray device ((hand pump) coarse pump or trigger spray device) or by immersion. For spray applications, spray 6-8 inches from surface. Rub with brush, sponge, or cloth. Do not breathe spray. [(Allow surface to remain wet) (Surfaces must remain wet)] for at least [(60 seconds) (one minute)]. [(Remove items) (Remove immersed items from solution followed by adequate draining) (Let surfaces drain) (Drain the use-solution from the surface) (Drain thoroughly before reuse) (Place sanitized utensils on a rack or drain board) (Thoroughly drain (immersed) (non-immersed) (all sanitized) articles) (Allow sanitized surfaces to adequately drain before contact with food) (and then air dry)]. [(NO POTABLE WATER RINSE IS ALLOWED) (A potable water rinse is not allowed) (Do not rinse)] [(after use as a sanitizer) (after application of the sanitizing solution) (following the use of ((this product) (Product name)) as a sanitizer) (on previously cleaned hard, non-porous (inanimate) (environmental) surfaces) (provided that the surfaces are adequately drained before contact with food so that little or no residue remains)]. Change cloth, sponge or towels frequently to avoid redeposition of soil. [(A fresh solution must be prepared) (Prepare a fresh solution)] at least daily or when use solution becomes visibly [(diluted) (soiled) dirty)]. For mechanical operation, use solution must not be reused for sanitizing applications.

**FOOD PROCESSING EQUIPMENT AND UTENSILS**

**FOR FOOD PROCESSING EQUIPMENT AND UTENSILS IN FOOD PROCESSING FACILITIES:** Apply a solution of 1.5 to 4 ounces (of (this product) (Product name)) in 4 gallons of water (or equivalent use dilution) (150-400 ppm active) to pre-cleaned, hard, non-porous (inanimate) (environmental) surfaces thoroughly wetting surfaces with a brush, cloth, mop, sponge, auto scrubber, mechanical spray device ((hand pump) coarse pump or trigger spray device) or by immersion. For spray applications, spray 6 to 8 inches from surface. Rub with brush, sponge, or cloth. Do not breathe spray. From a Closed Loop Dilution Center, apply 150-400 ppm active solution to the surface to be sanitized. [(Allow surface to remain wet) (Surfaces must remain wet)] for at least [(60 seconds) (one minute)]. [(Remove items) (Remove immersed items from solution followed by adequate draining) (Let surfaces drain) (Drain the use-solution from the surface) (Drain thoroughly before reuse) (Place sanitized utensils on a rack or drain board) (Thoroughly drain (immersed) (non-immersed) (all sanitized) articles) (allow sanitized surfaces to adequately drain before contact with food) (and then air dry)]. [(NO POTABLE WATER RINSE IS ALLOWED) (A potable water rinse is not allowed) (Do not rinse)] [(after use as a sanitizer) (after application of the sanitizing solution) (following the use of ((this product) (Product name)) as a sanitizer) (on previously cleaned hard, non-porous (inanimate) (environmental) surfaces) (provided that the surfaces are adequately drained before contact with food so that little or no residue remains)]. Change cloth, sponge or towels frequently to avoid redeposition of soil. [(A fresh

solution must be prepared) (Prepare a fresh solution)] at least daily or when use solution becomes visibly [(diluted) (soiled) dirty)]. For mechanical application, use solution must not be reused for sanitizing applications.

**DIRECTIONS FOR FOOD PROCESSING EQUIPMENT AND UTENSILS (AS REGULATED BY) (40CFR sec 180.940(c))**

Apply sanitizing solution containing 1.5 to 4 ounces (of (this product) (Product name)) per 4 gallons of water (or equivalent use dilution) (150-400 ppm active) to hard nonporous (inanimate) (environmental) equipment and utensils with a brush, cloth, sponge, auto scrubber, mechanical spray device ((hand pump) coarse pump or trigger spray device) or by immersion. For spray applications, spray 6 to 8 inches from surface. Rub with brush, sponge, or cloth. Do not breathe spray. [(Allow surface to remain wet) (surfaces must remain wet)] for at least [(60 seconds) (one minute)]. [(Remove items) (Remove immersed items from solution followed by adequate draining) (Let surfaces drain) (Drain the use-solution from the surface) (Drain thoroughly before reuse) (Place sanitized utensils on a rack or drain board) (Thoroughly drain (immersed) (non-immersed) (all sanitized) articles) (allow sanitized surfaces to adequately drain before contact with food) (and then air dry)]. [(NO POTABLE WATER RINSE IS ALLOWED) (A potable water rinse is not allowed) (Do not rinse)] [(after use as a sanitizer) (after application of the sanitizing solution) (following the use of ((this product) (Product name)) as a sanitizer) (on previously cleaned hard, non-porous (inanimate) (environmental) surfaces) (provided that the surfaces are adequately drained before contact with food so that little or no residue remains)]. Change cloth, sponge or towels frequently to avoid redeposition of soil. [(A fresh solution must be prepared) (Prepare a fresh solution)] at least daily or when use solution becomes visibly [(diluted) (soiled) dirty)]. For mechanical application, use solution must not be reused for sanitizing applications.

**DIRECTIONS FOR SANITIZING FOOD CONTACT SURFACES OF FOOD PROCESSING EQUIPMENT AND UTENSILS, AS REGULATED BY 40CFR sec 180.940(c):**

1. Sanitize articles using a solution of 0.38 to 1 ounce (of (this product) (Product name)) per (one) (1) gallon of water (150 to 400 ppm active) (or equivalent use dilution). Articles that can be immersed in solution must remain in solution for [(1 minute) (60 seconds)]. Articles too large for immersing must be thoroughly wetted by rinsing, spraying or swabbing for [(60 seconds) (1 minute)].
2. [(Remove items) (Remove immersed items from solution followed by adequate draining)].
3. [(Let surfaces drain) (Drain the use-solution from the surface) (Drain thoroughly before reuse) (Place sanitized utensils on a rack or drain board) (Thoroughly drain (immersed) (non-immersed) (all sanitized) articles) (Allow sanitized surfaces to adequately drain before contact with food) (and then air dry)].
4. [(NO POTABLE WATER RINSE IS ALLOWED) (A potable water rinse is not allowed) (Do not rinse)] [(after use as a sanitizer) (after application of the sanitizing solution) (following the use of ((this product) (Product name)) as a sanitizer) (on previously cleaned hard, non-porous (inanimate) (environmental) surfaces) (provided that the surfaces are adequately drained before contact with food so that little or no residue remains)].
5. Change cloth, sponge or towels frequently to avoid redeposition of soil. [(A fresh solution must be prepared) (Prepare a fresh solution)] at least daily or when use solution becomes visibly [(diluted) (soiled) dirty)]. For mechanical application, use solution must not be reused for sanitizing applications

20642

### BEVERAGE DISPENSING EQUIPMENT SANITIZER DIRECTIONS

For sanitizing of hard non porous (inanimate) (environmental) bottling or pre-mix dispensing equipment after cleaning thoroughly rinse equipment with cold or lukewarm potable water. Fill equipment with a solution of 1.5 to 4 ounces (of (this product) (Product name)) per 4 gallons of water (or equivalent use dilution) (150-400 ppm active). [(Allow surface to remain wet) (Surfaces must remain wet)] for at least [(1 minute) (60 seconds) (one minute)] or until operations resume at which time the sanitizing solution must be drained from the system. To insure the removal of flavors during changeover between products, the system must be cleaned, rinsed and flushed with the sanitizing solution for at least [(60 seconds) (1 minute)]. [(Drain the use-solution from the surface) (Drain thoroughly before reuse) (Thoroughly drain (all sanitized) articles) (Allow sanitized surfaces to adequately drain before contact with liquid) (and then air dry)]. [(NO POTABLE WATER RINSE IS ALLOWED) (A potable water rinse is not allowed) (Do not rinse)] ((after use as a sanitizer) (after application of the sanitizing solution) (following the use of ((this product) (Product name)) as a sanitizer) (on previously cleaned hard, non-porous (inanimate) (environmental) surfaces) (provided that the surfaces are adequately drained before contact with liquid so that little or no residue remains)). For mechanical application, use solution must not be reused for sanitizing applications

### SANITARY FILLING EQUIPMENT SANITIZER DIRECTIONS

For use in sanitizing hard nonporous (inanimate) (environmental) bottles or cans in the final rinse application. The product is to be proportioned into the final rinse water line of the container washer or rinser in the concentration of 150-400 ppm active. Prepare a solution of 1.5 to 4 ounces (of (this product) (Product name)) per 4 gallons of water (or equivalent use dilution) (150-400 ppm active) for the exterior application for the filler and closing machine. Allow surfaces to remain wet for at least [(60 seconds) (1 minute)]. [(Drain thoroughly before reuse) (Thoroughly drain (all sanitized) articles and then air dry) (Allow sanitized surfaces to adequately drain before contact with food)]. [(Do not rinse (before contact with food)) (NO POTABLE WATER RINSE IS ALLOWED) (A potable water rinse is not allowed) (Do not rinse)] ((after use as a sanitizer) (after application of the sanitizing solution) (following the use of ((this product) (Product name)) as a sanitizer) (on previously cleaned hard, non-porous (inanimate) (environmental) surfaces) (provided that the surfaces are adequately drained before contact with food so that little or no residue remains)). For mechanical application, use solution must not be reused for sanitizing applications.

### STORAGE TANK SANITIZER DIRECTIONS

For sanitizing hard nonporous (inanimate) (environmental) beer fermentation and holding tanks, wine, citrus and food processing storage and holding tanks. Prepare a solution of 1.5 to 4 ounces (of (this product) (Product name)) per 4 gallons of water (or equivalent use dilution) (150-400 ppm active) for mechanical or automated systems. Follow manufacturers' directions for use for application equipment. Allow surfaces to remain wet for at least [(60 seconds) (1 minute)]. [(Drain thoroughly before reuse) (Thoroughly drain (all sanitized) articles and then air dry) (Allow sanitized surfaces to adequately drain before contact with food)]. [(Do not rinse (before contact with food)) (NO POTABLE WATER RINSE IS ALLOWED) (A potable water rinse is not allowed) (Do not rinse)] ((after use as a sanitizer) (after application of the sanitizing solution) (following the use of ((this product) (Product name)) as a sanitizer) (on previously cleaned hard, non-porous (inanimate) (environmental) surfaces) (provided that the surfaces are adequately drained before contact with food so that little or no residue remains)). For mechanical operations or automated systems, the used sanitizing solution must not be reused for sanitizing, but can be reused for other purposes such as cleaning.

### SANITIZING EGG SHELLS INTENDED FOR FOOD DIRECTIONS

To sanitize previously cleaned food-grade eggs in shell egg and egg product processing plants, spray with a solution of 1.5 to 2 ounces (of (this product) (Product name)) per 4 gallons of warm water (or equivalent use dilution) (150-200 ppm active). The solution must be warmer than the eggs, but not to exceed 130°F. Wet eggs thoroughly and allow solution to drain. Eggs sanitized with [(this product) (Product name)] must be subjected to a potable water rinse only if they are to be broken immediately for use in the manufacture of egg products. Eggs must be reasonably dry before casing or breaking. [(Do not reuse the solution for sanitizing eggs) (The solution must not be re-used for sanitizing eggs)].

**Note:** Only clean, whole eggs can be sanitized. Dirty, cracked or punctured eggs cannot be sanitized.

**FOR TREATMENT OF MEAT AND POULTRY OR FRUIT AND VEGETABLE CONVEYORS:** To sanitize the [(conveyor) (belt) (equipment) (line)], apply ((this product) (Product name)) at a 150-400 ppm active level (1.5 to 4 ounces (of (this product) (Product Name)) per 4 gallons) (or equivalent use dilution) to conveyors with suitable feeding equipment. Do not allow this solution to be sprayed directly on food. Controlled volumes of sanitizer are applied to return portion of conveyor through nozzles so located as to permit maximum drainage of sanitizer from equipment and to prevent puddles on top of belt. During interruptions in operation, apply solution using coarse spray equipment to peelers, collators, slicers and saws, and other nonporous conveyor equipment. Allow surfaces to remain wet for at least [(60 seconds) (1 minute)]. Conveyor equipment must be free of product when applying this coarse spray.

**FOR SANITIZING IN FISHERIES, MILK, CITRUS, WINE, POTATO & ICE CREAM and BEVERAGE PROCESSING PLANTS:** For use as a sanitizer on conveyor belts, follow the **FOR TREATMENT OF MEAT AND POULTRY OR FRUIT AND VEGETABLE CONVEYORS** directions. For directions to reduce or eliminate odors on the equipment in the processing area, follow the [(FOR FOOD PROCESSING EQUIPMENT AND UTENSILS IN FOOD PROCESSING FACILITIES directions) (DIRECTIONS FOR FOOD PROCESSING EQUIPMENT AND UTENSILS (AS REGULATED BY) (40CFR sec 180.940(c)) (DIRECTIONS FOR FOOD PROCESSING EQUIPMENT AND UTENSILS (AS REGULATED BY) (40CFR sec 180.940(c)) (BEVERAGE DISPENSING EQUIPMENT SANITIZER DIRECTIONS) (SANITARY FILLING EQUIPMENT SANITIZER DIRECTIONS) (STORAGE TANK SANITIZER DIRECTIONS)]. Also, for directions for reducing bacteria associated with condensate on equipment and pipes, follow the [(BEVERAGE DISPENSING EQUIPMENT SANITIZER DIRECTIONS) (SANITARY FILLING EQUIPMENT SANITIZER DIRECTIONS)].

**GLOVE DIP SANITIZER DIRECTIONS:** To prevent cross contamination from area to area in animal areas and the packaging and storage areas of food plants, [(dip) (soak)] pre-washed (plastic, latex or other synthetic rubber) non-porous gloved hands into a suitable clean container that contains enough freshly made sanitizing solution to cover the gloved area for at least [(one minute) (60 seconds)]. Make up the sanitizing solution by adding 1.5 - 4 ounces (of (this product) (Product name)) per 4 gallons of water (or equivalent use dilution) (150-400 ppm active). [(NO POTABLE WATER RINSE IS ALLOWED) (DO NOT RINSE)] Change the sanitizing solution in the bath at least daily or when solution appears visibly [(diluted) (soiled) (dirty)]. **Do not let sanitizing solution come into contact with exposed skin.**

**GLOVE SPRAY SANITIZER DIRECTIONS:** Gloves must be sanitized before wearing. To prevent cross contamination from area to area in animals areas and the packaging and storage areas of food plants, spray pre-washed (plastic, latex or other

230642

synthetic rubber) gloves with enough freshly made sanitizing solution to cover the gloves. Do not let sanitizing solution come into contact with the exposed skin. Make up the sanitizing solution by adding 1.5 – 4 ounces (of (this product) (Product name)) per 4 gallons of water (or equivalent use dilution) (150-400 ppm active). Apply use solution prior to [(usage) (wearing)] using a coarse spray device, completely covering all glove surfaces with use solution and allow gloves to remain wet for at least [(one minute) (60 seconds)]. Let air dry thoroughly before wearing gloves. NO POTABLE WATER RINSE IS ALLOWED. Change the sanitizing solution at least daily or when solution appears visibly [(dirty) (soiled) (diluted)].

### ANIMAL PREMISES

*(Note to reviewer: The following statement will be used with all of the use directions in this section except terrarium and small animal cage, reptile tank and fogging directions.)*

*(\*\*Note to reviewer: Use of higher dilution rate is required for virucidal organisms.)*

Prior to use (of (this product) (Product name)), cover or remove all food and packaging material before disinfection and remove all animals and feeds from [(premises) (areas to be treated)], animal transportation vehicles (trucks, cars), and enclosures (coops, crates, kennels, stables). Remove all litter, droppings and manure from floors, walls and surfaces of barns, pens, stalls, chutes and other surfaces of facilities and fixtures occupied or traversed by poultry or other animals. Empty all troughs, racks and other feeding and watering appliances. Thoroughly clean surfaces with soap or detergent and rinse with water.

**ANIMAL PREMISE VIRUCIDAL\* PERFORMANCE:** At a 6-ounce (of (this product) (Product name)) per 5 gallons of water use level (or equivalent use dilution) (450 ppm active), [(this product) (Product name)] was evaluated (and found to be effective in the presence of 5% blood serum) and with a 10-minute contact time against the following viruses on hard, non-porous (inanimate) (environmental) surfaces:

- Avian Influenza A (H5N1) virus
- Avian influenza/Turkey/Wisconsin virus (ATCC VR-798)
- Canine Distemper virus (ATCC VR-128)
- Canine Coronavirus (ATCC VR-809)
- Equine Influenza A (H3N8) virus
- Equine Herpes Virus Type 1 (ATCC VR-2229)
- Infectious Bovine Rhinotracheitis virus (IBR) (ATCC VR-188)
- Infectious Laryngotracheitis virus
- Newcastle disease virus (ATCC VR-109)
- Porcine Respiratory & Reproductive Virus (PRRSV)
- Porcine Rotavirus (ATCC VR-893)
- Pseudorabies virus (ATCC VR-135)
- Transmissible Gastroenteritis virus (TGE)

**SITE PREPARATION:** The first step in any on-going sanitation program must be the removal of gross contamination and debris. This can be accomplished using a shovel, broom, or vacuum depending on the area to be disinfected. The efficacy of even the most efficient germicidal cleaner is reduced in the presence of heavy organic matter. Once the heavy debris is eliminated thoroughly clean all surfaces with soap or detergent and rinse with water.

**GENERAL APPLICATION USE DIRECTIONS:** [(Saturate with) (Use) (Apply)] disinfecting or virucidal\* solution of 6 oz. (of (this product) (Product name)) per 5 gallons of water (or equivalent use dilution) (450 ppm active) to hard nonporous (inanimate) (environmental) surfaces so as to wet thoroughly. Apply by cloth, mop, brush, sponge, auto scrubber or mechanical spray device ((hand pump) coarse pump or trigger spray device) or by immersion. For spray applications, spray 6-8 inches from surface. Do not breathe spray. Rub with brush, cloth, or sponge. Allow surfaces to remain wet for a

period of 10 minutes. Immerse all halters, and other types of hard nonporous (inanimate) (environmental) equipment used in handling and restraining animals, as well as forks, shovels, and scrapers used for removing litter and manure in the use solution. Ventilate buildings, coops and other closed spaces. Do not house animals or employ equipment until treatment has been absorbed, set or dried. Thoroughly scrub all treated feed racks, troughs, automatic feeders, fountains and waterers and other treated equipment which can contact food or water with soap or detergent, and rinse with potable water before reuse. Change cloth, sponge or towels frequently to avoid redeposition of soil. [(A fresh solution must be prepared) (Prepare a fresh solution)] at least daily or when use solution becomes visibly [(dirty) (soiled) (diluted)].

**VETERINARY CLINICS/ANIMAL LIFE SCIENCE LABORATORY/ANIMAL CARE FACILITIES/ANIMAL RESEARCH CENTERS/ANIMAL LABORATORY/ANIMAL QUARANTINE AREAS/ANIMAL BREEDING FACILITIES/ZOOS/PET SHOP/ANIMAL HUSBANDRY/KENNELS/BREEDING AND GROOMING ESTABLISHMENTS/TACK SHOPS DISINFECTION DIRECTIONS:** For cleaning and disinfecting (the following) hard, non-porous (inanimate) (environmental) surfaces ((in the following (premises) (areas to be treated)) ((such as) equipment, utensils, instruments, cages, kennel stables, stalls and catteries, and other hard-nonporous (inanimate) (environmental, surfaces)), [(saturate with) (Use) (Apply)] a use solution of 6 oz. (of (this product) (Product name)) per 5 gallons of water (450 ppm active) (or equivalent use dilution) so as to wet thoroughly. Apply by cloth, mop, brush, sponge, auto scrubber or mechanical spray device ((hand pump) coarse pump or trigger spray device) or by immersion. For spray applications, spray 6-8 inches from surface. Do not breathe spray. Rub with brush, cloth, or sponge. Allow surfaces to remain wet for a period of 10 minutes. Immerse all halters and other types of hard, non-porous (inanimate) (environmental) equipment used in handling and restraining animals as well as forks, shovels, scrapers used in removing litter and manure in the use solution. Ventilate buildings and other closed spaces. Do not house animals or employ equipment until treatment has been absorbed, set or dried. Thoroughly scrub all treated feed racks, automatic feeders, waterers and other treated equipment that dispenses food or water with soap or detergent, and rinse with potable water before reuse. Change cloth, sponge or towels frequently to avoid redeposition of soil. [(A fresh solution must be prepared) (Prepare a fresh solution)] at least daily or when use solution becomes visibly [(diluted) (soiled) (dirty)].

**DRESSING PLANT AND RENDERING PLANT DISINFECTANT (VIRUCIDE\*) DIRECTIONS (RENDERING PLANT/DRESSING PLANT DISINFECTANT (VIRUCIDE\*) DIRECTIONS):** [(Saturate with) (Use) (Apply)] disinfecting or virucidal solution of [(6 ounces) ((a) (one)) 6-ounce packet] (of (this product) (Product name)) [(to) (with)] per 5 gallons of water (or equivalent use dilution) (450 ppm active) to hard nonporous (inanimate) (environmental) surfaces (such as walls, floors, loading platforms, and other hard nonporous (inanimate) (environmental) surfaces) in poultry and animal dressing plants so as to wet thoroughly. Apply by cloth, mop, brush, sponge, auto scrubber or mechanical spray device ((hand pump) coarse pump or trigger spray device) or by immersion. For spray applications, spray 6-8 inches from surface. Do not breathe spray. Rub with brush, cloth, or sponge. Surfaces must remain wet for 10 minutes then thoroughly rinsed with potable water before operations are resumed. Change cloth, sponge or towels frequently to avoid redeposition of soil. [(A fresh solution must be prepared) (Prepare a fresh solution)] at least daily or when use solution becomes visibly [(diluted) (soiled) (dirty)].

**TERRARIUM AND SMALL ANIMAL CAGE AND CAGE FURNITURE DISINFECTION:** Animals frequently defecate on hot rocks and other hard non-porous (inanimate) (environmental) cage furniture items inside your terrarium. This can result in high

240442



bacteria and ammonia levels that can lead to possible infection/disease in your animals. When used regularly [(this product) (Product name)] can eliminate these high bacteria/ammonia levels in your cage and on your cage furniture items. (Use on rocks not allowed in California.)

1. Remove all animals.
2. Thoroughly clean all surfaces and objects (hot rocks, caves, cage furniture, feeding and watering dishes, and appliances) including the substrate in the terrarium or cage with soap or detergent and rinse with water.
3. Saturate all hard nonporous (inanimate) (environmental) surfaces (such as floors, walls, cages and other washable hard, non-porous (environmental) (inanimate) surfaces) with the disinfecting and virucidal\* solution of 6 ounces (of (this product) (Product name)) per 5 gallons of water (or equivalent use dilution) (450 ppm active) so as to wet thoroughly.
4. Apply by cloth, mop, brush, sponge, auto scrubber or mechanical spray device ((hand pump) coarse pump or trigger spray device) or by immersion. For spray applications, spray 6-8 inches from surface. Do not breathe spray. Rub with brush, cloth, or sponge. For smaller surfaces, use a trigger spray bottle to spray all surfaces with solution.
5. Allow surfaces to remain wet for a period of 10 minutes.
6. Saturate gravel as above and let stand for 10 minutes. Place in bucket of clean water and swirl for 15-30 seconds. Thoroughly air dry before returning to terrarium.
7. Thoroughly scrub all treated surfaces (except gravel) with soap or detergent and rinse with potable water before reuse.
8. Do not return animals to the habitat until it is dry and ventilated.
9. Clean terrarium at least once weekly or more as needed. Change cloth, sponge or towels frequently to avoid redeposition of soil.
10. [(A fresh solution must be prepared) (Prepare a fresh solution)] at least daily or when use solution becomes visibly [(diluted) (soiled) (dirty)].

**Note:** Substrates for desert terrariums (i.e. gravel) must be completely dry before returning to terrarium to avoid high humidity levels. Always replace substrate if a foul odor persists. Do not apply (This product) (Product name) directly onto the small animal. If [(this product) (Product name)] comes into contact with the small animal's skin, then immediately wash the material off of the animal with lukewarm water. If the small animal ingests [(this product) (Product name)], contact your veterinarian immediately.

**REPTILE TANK CLEANING AND DISINFECTION DIRECTIONS:** Remove all reptiles from the [(enclosure) (tank)] prior to cleaning and disinfecting. Remove all litter or drippings from surfaces. Empty all equipment used for feeding or watering reptiles. Thoroughly clean all surfaces with soap or detergent and rinse with water. [(Saturate with) (Use) (Apply)] disinfecting and virucidal\* solution of 6 ounces (of (this product) (Product name)) per 5 gallons of water (or equivalent dilution) (450 ppm active) (to hard nonporous (inanimate) (environmental) surfaces (of the (enclosure) (tank)). Apply by cloth, mop, brush, sponge, auto scrubber or mechanical spray device ((hand pump) coarse pump or trigger spray device) or by immersion until thoroughly wet. For spray applications, spray 6-8 inches from surface. Do not breathe spray. Allow surfaces to remain wet for 10 minutes. Wipe dry (with a paper towel). Rinse all surfaces that come in contact with food with potable water before reuse. Allow the (enclosure) (tank) to ventilate for a minimum of 10-15 minutes before replacing the reptiles. Change cloth, sponge or towels frequently to avoid redeposition of soil. [(A fresh solution must be prepared) (Prepare a fresh solution)] at least daily or when use solution becomes visibly [(diluted) (soiled) (dirty)].

**Note:** Do not apply (this product) (Product name) directly onto the reptile. If [(this product) (Product name)] comes into contact with the reptile's skin, then immediately

wash the material off of the animal with lukewarm water. If the reptile ingests [(this product) (Product name)], contact your veterinarian immediately.

#### FARM PREMISE DISINFECTION DIRECTIONS

**FARM PREMISE USE (Equine, Poultry/Turkey, Dairy and Hog Farms):** Do not use in milking stalls, milking parlors or milk houses. [(Saturate with) (Use) (Apply)] 6 oz. (of (this product) (Product name)) per 5 gallons of water to hard nonporous (inanimate) (environmental) surfaces (or equivalent use dilution) (450 ppm active). Allow (hard nonporous (inanimate) (environmental)) surfaces to remain wet for a period of 10 minutes. Apply by cloth, mop, brush, sponge, auto scrubber or mechanical spray device ((hand pump) coarse pump or trigger spray device) or by immersion. For spray applications, spray 6-8 inches from surface. Do not breathe spray. Immerse all halters and other types of equipment used in handling and restraining animals as well as forks, shovels and scrapers used in removing litter and manure. Ventilate buildings, cars, trucks, boats and other closed spaces. Do not house livestock or employ equipment until treatment has been absorbed, set or dried. Thoroughly scrub all treated feed racks, mangers, troughs, automatic feeders, fountains and waterers and other treated equipment with soap or detergent and rinse with potable water before reuse. Change cloth, sponge or towels frequently to avoid redeposition of soil. [(A fresh solution must be prepared) (Prepare a fresh solution)] at least daily or when use solution becomes visibly [(diluted) (soiled) (dirty)].

#### FOR USE IN EQUINE, DAIRY AND HOG FARMS:

1. [(Saturate with) (Use) (Apply)] a 6 oz (of (this product) (Product name)) per 5 gallons of water use solution to all hard nonporous (inanimate) (environmental) surfaces (450 ppm active) (or equivalent use dilution).
2. Apply by cloth, mop, brush, sponge, auto scrubber or mechanical spray device ((hand pump) coarse pump or trigger spray device) or by immersion. For spray applications, spray 6-8 inches from surface. Do not breathe spray.
3. Immerse all halters and other types of equipment used in handling and restraining animals as well as forks, shovels, scrapers used in removing litter and manure.
4. Allow all surfaces to remain wet for a period of 10 minutes
5. Ventilate buildings, cars, trucks, boats and other closed spaces. Do not house livestock or employ equipment until treatment has been absorbed, set and dried.
6. Thoroughly scrub all treated feed racks, mangers, troughs, automatic feeders, fountains and waterers and other treated equipment with soap or detergent and rinse with potable water before reuse.
7. Change cloth, sponge or towels frequently to avoid redeposition of soil.
8. [(A fresh solution must be prepared) (Prepare a fresh solution)] at least daily or when use solution becomes visibly [(diluted) (soiled) (dirty)].

**VEAL, CALVING, HOG, CATTLE AND HORSE OPERATIONS:** Between depopulations of facilities, cleaning and disinfection of pens, hutches, aisles and other environmental surfaces can be required. Flush soils from these areas. [(Saturate with) (Use) (Apply)] the disinfecting and Virucidal\* solution of 6 oz (of (this product) (Product name)) per 5 gallons of water to hard nonporous (inanimate) (environmental) surfaces (or equivalent use dilution) (450 ppm active). Allow to remain wet for a period of 10 minutes. Apply by cloth, mop, brush, sponge, auto scrubber or mechanical spray device ((hand pump) coarse pump or trigger spray device) or by immersion. For spray applications, spray 6-8 inches from surface. Do not breathe spray. Immerse all halters and other types of hard nonporous (inanimate) (environmental) equipment used in handling and restraining animals as well as forks, shovels and scrapers used in removing litter and manure. Ventilate buildings, cars, trucks, boats and other closed spaces. Do not house livestock or employ equipment until treatment has been absorbed, set or dried. Thoroughly scrub all treated feed racks, mangers, troughs,

250642

automatic feeders, fountains and waterers and other treated equipment with soap or detergent and rinse with potable water before reuse. Change cloth, sponge or towels frequently to avoid redeposition of soil. [(A fresh solution must be prepared) (Prepare a fresh solution)] at least daily or when use solution becomes visibly [(diluted) (soiled) (dirty)].

#### FOR USE IN THE TREATMENT OF ANIMAL HOUSING FACILITIES:

1. (Apply) (Use) (Saturate with)] 6 oz (of (this product) (Product Name)) per 5 gallons of water (or equivalent use dilution) (450 ppm active) to hard nonporous (inanimate) (environmental) surfaces (such as floors, walls, cages and other washable hard, non-porous (inanimate) (environmental) surfaces).
2. Apply by cloth, mop, brush, sponge, auto scrubber or mechanical spray device ((hand pump) coarse pump or trigger spray device) or by immersion. For spray applications, spray 6-8 inches from surface. Do not breathe spray. For smaller surfaces, use a coarse trigger spray bottle to spray all surfaces with solution until wet.
3. Immerse all halters and other types of hard nonporous (inanimate) (environmental) equipment used in handling and restraining animals as well as forks, shovels, scrapers used in removing litter and manure.
4. All treated surfaces must remain wet for [(ten) (10)] minutes.
5. Ventilate buildings, cars, trucks, boats and other closed spaces. Do not house [(animals) (livestock)] or employ equipment until [(treatment has been absorbed, set and dried) (product has dried)].
6. Thoroughly scrub all treated feed racks, mangers, troughs, automatic feeders, fountains, waterers and other treated equipment with soap or detergent and rinse with potable water before reuse.
7. Change cloth, sponge or towels frequently to avoid redeposition of soil.
8. [(A fresh solution must be prepared) (Prepare a fresh solution)] at least daily or when use solution becomes visibly [(diluted) (soiled) (dirty)].

#### POULTRY (AND SWINE) PREMISE SANITATION SITE PREPARATION

**Site Preparation:** The first step in any on-going sanitation program must be the removal of gross contamination and debris. This can be accomplished using a shovel, broom, or vacuum depending on the area to be disinfected. The efficacy of even the most efficient germicidal cleaner is reduced in the presence of heavy organic matter. Once the heavy debris is eliminated thoroughly clean all surfaces with soap or detergent and rinse with water.

**DISINFECTION/MIRUCIDE\* OF POULTRY/TURKEY EQUIPMENT, SWINE QUARTERS, LIVESTOCK FARMS, EQUINE QUARTERS, ANIMAL QUARTERS AND KENNELS DIRECTIONS:** [(Use) (Saturate with) (Apply)] 6 ounces (of (this product) (Product name)) per 5 gallons of water (or equivalent use dilution) (450 ppm active) to hard nonporous (inanimate) (environmental) surfaces. Apply by cloth, mop, brush, sponge, auto scrubber or mechanical spray device ((hand pump) coarse pump or trigger spray device) or by immersion. For spray applications, spray 6-8 inches from surface. Do not breathe spray. Allow surfaces to remain wet for 10 minutes. Immerse all halters and other types of hard nonporous (inanimate) (environmental) equipment used in handling and restraining animals, as well as forks, shovels, and scrapers used for removing litter and manure. After application, ventilate buildings, coops and other closed spaces. Do not house poultry or other animals or employ equipment until treatment has been absorbed, set or dried. Thoroughly scrub [(all treated equipment) (feed racks, mangers, troughs, automatic feeders, fountains and waterers and other treated equipment)] which may contact food and water with soap or detergent and rinse with potable water before reuse. Change cloth, sponge or towels frequently to avoid

redeposition of soil. [(A fresh solution must be prepared) (Prepare a fresh solution)] at least daily or when use solution becomes visibly [(diluted) (soiled) (dirty)].

#### FOR USE IN LIVESTOCK, POULTRY AND TURKEY HOUSES:

1. [(Saturate with) (Use) (Apply)] 6 ounces (of (this product) (Product name)) per 5 gallons of water to hard nonporous (inanimate) (environmental) surfaces and allow surface to remain wet for a period of 10 minutes.
2. Apply by cloth, mop, brush, sponge, auto scrubber or mechanical spray device ((hand pump) coarse pump or trigger spray device) or by immersion. For spray applications, spray 6-8 inches from surface. Do not breathe spray.
3. Immerse all halters and other types of hard nonporous (inanimate) (environmental) equipment used in handling and restraining animals as well as forks, shovels, and scrapers used in removing litter and manure.
4. Thoroughly scrub all treated feed racks, mangers, troughs, automatic feeders, fountains, waterers and other treated equipment with soap or detergent and rinse with potable water before reuse.
5. Ventilate buildings, cars, trucks, boats and other closed spaces. Do not house livestock or employ equipment until treatment has been absorbed, set and dried.
6. Change cloth, sponge or towels frequently to avoid redeposition of soil.
7. [(A fresh solution must be prepared) (Prepare a fresh solution)] at least daily or when use solution becomes visibly [(diluted) (soiled) (dirty)].

**HATCHERIES:** Use 6 oz. (of (this product) (Product name)) per 5 gallons of water use solution (or equivalent dilution). Apply to hard, non-porous (inanimate) (environmental) surfaces such as hatchers, setters, trays, racks, egg flats, walls, floors, ceilings, chickboxes, egg cases, trash containers, carts, sexing tables, delivery trucks, vans and other hard non-porous (inanimate) (environmental) surfaces. Apply by cloth, mop, brush, sponge, auto scrubber or mechanical spray device ((hand pump) coarse pump or trigger spray device) or by immersion. For spray applications, spray 6-8 inches from surface. Do not breathe spray. Leave all treated surfaces (exposed to solution) (wet) for 10 minutes or more. Rinse treated surfaces with potable water before reuse. Allow surface to air dry. Change cloth, sponge or towels frequently to avoid redeposition of soil. [(A fresh solution must be prepared) (Prepare a fresh solution)] at least daily or when use solution becomes visibly [(diluted) (soiled) (dirty)].

**VEHICLES:** Clean and disinfect all vehicle hard nonporous (inanimate) (environmental) surfaces including mats, crates, cabs, and wheels with high-pressure water and [(this product) (Product name)]. Use [(\*\*6 ounces) (3.5 ounces) (((a) (one)) (3.5-ounce) (\*\*6 ounce) packet)] (of (this product) (Product name)) [(to) (with)] 5 gallons of water. Ap by cloth, mop, brush, sponge, auto scrubber or mechanical spray device ((hand pump) coarse pump or trigger spray device) or by immersion. For spray applications, spray 6-8 inches from surface. Do not breathe spray. Leave all treated surfaces [(exposed to solution) (wet)] for 10 minutes or more and allow to air dry. Change cloth, sponge or towels frequently to avoid redeposition of soil. [(A fresh solution must be prepared) (Prepare a fresh solution)] at least daily or when use solution becomes visibly [(diluted) (soiled) (dirty)].

**DISINFECTANT/MIRUCIDAL\* DIRECTIONS FOR CHICK VANS, EGG TRUCKS HATCHERY and FARM VEHICLES:** Clean all vehicle surfaces including mats, crates, cabs, and wheels, and other hard nonporous (inanimate) (environmental) surfaces with high-pressure water and [(this product) (Product name)]. [(Saturate with) (Use) (Apply)] 6 ounces (of (this product) (Product name)) per 5 gallons of water (or equivalent dilution) (450 ppm active) to treat the vehicle's hard nonporous (inanimate) (environmental) surfaces. Leave all treated surfaces [(exposed to disinfectant solution) (wet)] for 10 minutes or more. Apply by cloth, mop, brush, sponge, auto scrubber or mechanical spray device ((hand pump) coarse pump or trigger spray device) or by

200942

immersion. For spray applications, spray 6-8 inches from surface. Do not breathe spray. Change cloth, sponge or towels frequently to avoid redeposition of soil. [(A fresh solution must be prepared) (Prepare a fresh solution)] at least daily or when use solution becomes visibly [(diluted) (soiled) (dirty)].

**DISINFECTANT/VIRUCIDAL\* DIRECTIONS TO TREAT HARD NON-POROUS, NON-FOOD CONTACT SURFACES OF AUTOMATED TRAY, RACK AND BUGGY WASHERS:** Mix a solution containing 6 ounces (of (this product) (Product name)) per 5 gallons of water (or equivalent dilution). Treat all hard non-porous, non-food contact (inanimate) (environmental) surfaces of automated trays, racks and buggy washers with solution for 10 minutes. Apply by cloth, mop, brush, sponge, auto scrubber or mechanical spray device ((hand pump) coarse pump or trigger spray device) or by immersion. For spray applications, spray 6-8 inches from surface. Do not breathe spray. Thoroughly clean all surfaces with soap or detergent and rinse with water before reuse. Change cloth, sponge or towels frequently to avoid redeposition of soil. [(A fresh solution must be prepared) (Prepare a fresh solution)] at least daily or when use solution becomes visibly [(diluted) (soiled) (dirty)].

**DISINFECTANT/VIRUCIDAL\* DIRECTIONS TO TREAT HARD NON-POROUS, NON-FOOD CONTACT SURFACES IN EGG RECEIVING AND EGG HOLDING AREAS:** Mix a solution containing 6 ounces (of (this product) (Product name)) per 5 gallons of water (or equivalent dilution). [(Saturate with) (Use) (Apply)] the solution to hard nonporous (inanimate) (environmental) surfaces and allow to remain wet for a period of 10 minutes. Apply by sponge, cloth, mop, brush, auto scrubber or mechanical spray device ((hand pump) coarse pump or trigger spray device) or by immersion. For sprayer applications, spray 6-8 inches from surface. Do not breathe spray. Thoroughly clean all surfaces with soap or detergent and rinse with water before reuse. Change cloth, sponge or towels frequently to avoid redeposition of soil. [(A fresh solution must be prepared) (Prepare a fresh solution)] at least daily or when use solution becomes visibly [(diluted) (soiled) (dirty)].

**MEAT PACKING PLANTS:** [(Use) (Apply)] [(this product) (Product name)] to disinfect hard, non-porous (inanimate) (environmental) surfaces associated with the following sites: livestock vehicles and holding pens, receiving areas and delivery chutes, slaughter areas and conveyors, hand, rub and guide rails, post knock cabinets, stands and flooring surfaces, chains and moving process lines, surfaces of equipment for hide operations consisting of brine curing, hide transfer bin surfaces, chutes, conveyors, tallow and animal feed production surfaces, processed products and offal equipment surfaces, fabrication and processing areas covering cold storage areas, all stainless steel cut out and prep tables, counter tops, conveyors, chains, tables, floors, walls and all stainless surfaces. Use 6 ounces (of (this product) (Product name)) per 5 gallons of water solution (450 ppm active) (or equivalent use dilution). Apply by cloth, mop, brush, sponge, auto scrubber or mechanical spray device ((hand pump) coarse pump or trigger spray device) or by immersion. For spray applications, spray 6-8 inches from surface. Do not breathe spray. Rub with brush, cloth, or sponge. Surfaces must remain wet for 10 minutes then thoroughly rinsed with potable water before operations are resumed. All treated equipment that will contact animal feed or food surfaces must be thoroughly scrubbed with soap or detergent then rinsed with potable water before reuse. Change cloth, sponge or towels frequently to avoid redeposition of soil. [(A fresh solution must be prepared) (Prepare a fresh solution)] at least daily or when use solution becomes visibly [(diluted) (soiled) (dirty)].

**HIDE/LEATHER PROCESSING PLANTS:** To use as a disinfectant/fungicide on hard, non-porous (inanimate) (environmental) surfaces, add 6 ounces (of (this product) (Product name)) to 5 gallons of water (450 ppm active) (or equivalent use dilution). The product can be used on hide storage bins, holding tanks, chill tanks, serpentine tanks

and chains, machine and tannery equipment surfaces, conveyors and trolleys, hide press, grading and storage areas and scales, etc. Apply use solution with a brush, cloth, mop, sponge, auto scrubber or mechanical spray device ((hand pump) coarse pump or trigger spray device) or by immersion thoroughly wetting surfaces. For sprayer applications, spray 6-8 inches from surface. Do not breathe spray. Treated surfaces must remain wet for 10 minutes. [(Wipe up excess liquid (with a paper towel)) (allow to air dry)]. Change cloth, sponge or towels frequently to avoid redeposition of soil. [(A fresh solution must be prepared) (Prepare a fresh solution)] at least daily or when use solution becomes visibly [(diluted) (soiled) (dirty)].

**SPECIAL INSTRUCTIONS FOR INACTIVATING AVIAN INFLUENZA A (H5N1) VIRUS:** [(Saturate with) (Use) (Apply)] the disinfecting solution of 6 oz (of (this product) (Product name)) per 5 gallons of water (450 ppm active) (equivalent use dilution) to all hard nonporous (inanimate) (environmental) surfaces and allow to remain wet for a period of 10 minutes. Apply by cloth, mop, brush, sponge, auto scrubber or mechanical spray device ((hand pump) coarse pump or trigger spray device) or by immersion. For spray applications, spray 6-8 inches from surface. Do not breathe spray. Immerse all halters and other types of hard nonporous (inanimate) (environmental) equipment used in handling and restraining animals as well as forks, shovels, and scrapers used in removing litter and manure. Ventilate buildings, coops, and other closed spaces. Do not house poultry or employ equipment until treatment has been absorbed, set, or dried. Thoroughly scrub treated feed racks, troughs, automatic feeders, fountains, and waterers, and other treated equipment with soap or detergent, and rinse with potable water before reuse. Change cloth, sponge or towels frequently to avoid redeposition of soil. [(A fresh solution must be prepared) (Prepare a fresh solution)] at least daily or when use solution becomes visibly [(diluted) (soiled) (dirty)].

#### SANITIZER DIRECTIONS FOR NON-FOOD CONTACT SURFACES IN ANIMAL PREMISES

**TO SANITIZE HOOF TRIMMING EQUIPMENT:** Prior to application, preclean hoof trimming equipment before and after use on each animal with detergent and warm water or compatible cleaner to remove soil using a pre-scrape, pre-flush, or when necessary, pre-soak followed by a potable water rinse. To sanitize, prepare a [(2 ounces) ((a) (one)) 2-ounce packet] (of (this product) (Product name)) per 5 gallons of water use solution (or equivalent use dilution) (150 ppm active). Apply to pre-cleaned hard nonporous (inanimate) (environmental) surfaces using a brush, cloth, mop, sponge, auto scrubber or mechanical spray device ((hand pump) coarse pump trigger spray device) or by immersion to thoroughly wet surfaces. For spray applications, spray 6-8 inches from surface. Rub with brush, cloth, or sponge. Allow surfaces to remain wet for at least 3 minutes followed by [(adequate draining) (air drying)]. Change cloth, sponge or towels frequently to avoid redeposition of soil. [(A fresh solution must be prepared) (Prepare a fresh solution)] at least daily or when use solution becomes visibly [(diluted) (soiled) (dirty)].

**SANITIZING HATCHERY ROOMS USING FOGGING DEVICES:** Remove all animals and feed from [(premises) (areas to be treated)], vehicles and enclosures. Remove all litter and manure from floors, walls and surfaces of the room to be treated. Empty all troughs, racks and other feeding and watering appliances. Thoroughly clean all surfaces with soap or detergent and rinse with water. Close room off so fog is confined to room to be treated. Mix 280 ounces (of (this product) (Product name)) to 2.5 gallons water (or equivalent use dilution). Wear a dust mist respirator when mixing the use solution and pouring it into the fogging apparatus. Insert the nozzle of the fogger through a suitable opening into the room. With the setting in maximum output, fog for one minute for each 4000 cubic feet of space in the room. Vacate the room of all

270442

personnel during and after fogging for a minimum of 2 hours of fogging and of 4 air exchanges (ACH) per hour in the facility. When fogging is completed ventilate buildings and other closed spaces. Do not house livestock or employ equipment until treatment has been absorbed or dried. Thoroughly clean all treated surfaces with soap or detergent and rinse with water.

#### **SANITIZING INCUBATORS AND HATCHERS USING FOGGING DEVICES**

Only for treatment of setters and hatchers after poultry/chicks/eggs have been removed. Not for treatment of hatchers which contain chicks/eggs. Mix 27 ounces (of (this product) (Product name)) to 120 ounces of water (or equivalent use dilution). Wear a dust mist respirator when mixing the use solution and pouring it into the fogging apparatus. Fog 3-8 ounces of this into setters and hatchers immediately after transfer. Repeat daily in setters and every 12 hours in hatchers. Discontinue hatcher treatments at least 24 hours prior to pulling the hatchers. Do not allow people to contact or breathe this fog. It is acceptable to fog setters and hatchers with a 2.2-ounce (of (this product) (Product name)) per (one) (1) gallon of water solution (or equivalent use dilution) on an hourly or every other hour basis. If this is done, fog for 30-90 seconds once per hour or once every two hours. When fogging is complete, ventilate buildings, and other closed spaces. Do not house livestock or employ equipment until treatment has been absorbed or dried. Thoroughly scrub all treated feed racks, mangers, troughs, automatic feeders, fountains and waterers, and other treated equipment with soap or detergent, and rinse with potable water before reuse.

*(Note to Reviewer: The following statements must be used with either of the previous two (2) fogging directions for use).*

**Note:** The fog generated is irritating to the eyes, skin and mucous membranes. Under no circumstances must a room or building be entered by anyone within two hours of the actual fogging and a minimum of 4 air exchanges (ACH) per hour in the facility. If the building must be entered, then the individuals entering the building must wear a self-contained respirator approved by NIOSH/MSHA, goggles, long sleeves and long pants.

#### **FOGGING IS TO BE USED AS AN ADJUNCT TO ACCEPTABLE MANUAL CLEANING AND DISINFECTING OF ROOM AND MACHINE SURFACES.**

#### **BARBER/SALON**

#### **DISINFECTION (VIRUCIDE\*) FOR BARBER/SALON TOOLS DIRECTIONS:**

Immerse pre-cleaned hard nonporous (inanimate) (environmental) barber/salon tools such as combs, brushes, plastic rollers, razors, manicure/pedicure tools, clippers and trimmer blades, tweezers and scissors, and other hard non-porous (inanimate) (environmental) salon instruments and tools, in a [(\*\*6 ounces) (3.5 ounces) ((a) (one)) (3.5-ounce) (\*\*6-ounce) packet)] (of (this product) (Product name)) [(to) (with)] 5-gallon use solution (or equivalent use dilution). Completely immerse instruments and tools for at least 10 minutes. Rinse thoroughly and dry before use. [(A fresh solution must be prepared) (Prepare a fresh solution)] at least daily or when (immersion (tank) (bowl) (sink)) use solution becomes visibly [(diluted) (soiled) (dirty)].

#### **FOR USE TO CLEAN AND DISINFECT BARBER AND BEAUTY/MANICURE INSTRUMENTS AND TOOLS:**

1. Preclean heavily soiled items.
2. Completely immerse precleaned combs, scissors, plastic rollers, clipper blades, razors, manicure implements and other hard non-porous (inanimate) (environmental) instruments in the use solution of [(\*\*6 ounces) (3.5 ounces) ((a) (one)) (3.5-ounce) (\*\*6-ounce) packet)] (of (this product) (Product name)) [(to) (with)] 5 gallons (or equivalent use dilution) so that surfaces remain wet for ten (10) minutes.
3. Rinse surfaces thoroughly and let air dry before reuse.

4. [(A fresh solution must be prepared) (Prepare a fresh solution)] at least daily or when (immersion (tank) (bowl) (sink)) use solution becomes visibly [(diluted) (soiled) (dirty)].

**DISINFECTING (VIRUCIDE\*) GROOMING CLIPPERS:** Remove hair, dandruff and dust particles prior to disinfecting the blades. Turn the clipper off occasionally during use and spray between the teeth of blades with a use solution of [(\*\*6 ounces) (3.5 ounces) ((a) (one)) (3.5-ounce) (\*\*6-ounce) packet)] (of (this product) (Product name)) [(to) (with)] 5 gallons of water (or equivalent use dilution). Allow hard nonporous (inanimate) (environmental) surface to remain wet for at least 10 minutes. Rinse surfaces thoroughly. Then wipe dry with a clean soft cloth. [(A fresh solution must be prepared) (Prepare a fresh solution)] at least daily or when (immersion (tank) (bowl) (sink)) use solution becomes visibly [(diluted) (soiled) (dirty)].

**CLEANING HAIR CLIPPERS AND ELECTRIC SHEARS:** While clipper/shear is running, hold in the downward position and spray a [(3.5 ounces) ((a) (one)) 3.5-ounce packet)] (of (this product) (Product name)) [(to) (with)] 5 gallons of water use solution (or equivalent use dilution) directly onto the blades two or three times to thoroughly wet the blades. Do not spray on the clipper case or drip into clipper housing. Turn clipper/shear. Rub with brush, cloth, or sponge. Rinse surfaces thoroughly. Then wipe dry with a clean soft cloth. Lubricate as per clipper/shear manufacturer's instructions. [(A fresh solution must be prepared) (Prepare a fresh solution)] at least daily or when (immersion (tank) (bowl) (sink)) use solution becomes visibly [(diluted) (soiled) (dirty)].

**CLEANING BARBER/SALON SHEARS AND OTHER IMPLEMENTS:** Spray shear/implement until thoroughly wet. Wipe away visible debris using a soft bristle brush or cloth. Turn off clipper/shear. Immerse precleaned shear/implement into a container of [(3.5 ounces) ((a) (one)) 3.5-ounce packet)] (of (this product) (Product name)) [(to) (with)] 5 gallons of water use solution (or equivalent use dilution). Rub with brush, cloth, or sponge. Rinse surfaces thoroughly. Remove shear/implement and wipe dry. [(A fresh solution must be prepared) (Prepare a fresh solution)] at least daily or when (immersion (tank) (bowl) (sink)) use solution becomes visibly [(diluted) (soiled) (dirty)].

*(Note to Reviewer: The following statement will be used with all above Barber/Salon Directions for Use).*

**Note:** Plastic instruments can remain immersed until ready to use. Stainless steel shears and other metal instruments must be removed after 10 minutes, rinsed, dried and kept in a clean, non-contaminated receptacle. Prolonged soaking will cause damage to metal instruments.

#### **DISINFECTION (VIRUCIDE\*) OF HARD, NON-POROUS (INANIMATE)**

**(ENVIRONMENTAL) SURFACES IN FOOTBATHS:** To remove body oils, dead tissue, soil and all other buildups or organic matter on (hard nonporous (inanimate) (environmental)) footbath surfaces after using the unit, drain the water and thoroughly clean all (hard, non-porous (inanimate) (environmental)) surfaces with soap or detergent, then rinse with water. [(Saturate with) (Use) (Apply)] a use solution of [(\*\*6 ounces) (3.5 ounces) ((a) (one)) (3.5-ounce) (\*\*6-ounce) packet)] (of (this product) (Product name)) [(to) (with)] 5 gallons of water (or equivalent use dilution) on all hard nonporous (inanimate) (environmental) surfaces with a brush, cloth, mop, sponge, auto scrubber or mechanical spray device ((hand pump) coarse pump or trigger spray device). Brush or swab thoroughly and allow solution to stand for 10 minutes. For spray applications, spray 6-8 inches from surface. Do not breathe spray. After the unit has been thoroughly disinfected, rinse all [(cleaned) (treated)] surfaces with fresh water. Do not use equipment until treatment has been absorbed, set or dried. Change cloth, sponge or towels frequently to avoid redeposition of soil. [(A fresh solution must be prepared) (Prepare a fresh solution)] at least daily or when use solution becomes visibly [(diluted) (soiled) (dirty)].

280412

**SANITIZER DIRECTIONS FOR NON-FOOD CONTACT SURFACES  
IN BARBER/SALON FACILITIES**

**SALON/BARBER INSTRUMENTS AND TOOLS SANITIZER DIRECTIONS** *(Not applicable in California):* Pre-clean soiled instruments and tools. Completely immerse water safe hard nonporous (inanimate) (environmental) instruments and tools in a use solution of 2 ounces (of (this product) (Product name)) per 5 gallons (or equivalent use dilution) (200 ppm active) of water for at least 3 minutes. Rinse thoroughly and dry before use. [(A fresh solution must be prepared) (Prepare a fresh solution)] at least daily or when (immersion (tank) (bowl) (sink)) use solution becomes visibly [(diluted) (soiled) (dirty)].

**Note:** Plastic instruments can remain immersed until ready to use. Stainless steel shears and other metal instruments must be removed after 10 minutes, rinsed, dried, and kept in a clean non-contaminated receptacle. Prolonged soaking will cause damage to metal instruments.

**RESTROOM/BATHROOM**

**NON-ACID TOILET BOWL (AND URINAL) (& BATHROOM)  
DISINFECTANT/CLEANER DIRECTIONS**

**CONCENTRATE INSTRUCTIONS**

**FROM CONCENTRATE:** Remove gross filth prior to disinfection. Add 1.2 ounces (of (this product) (Product name)) directly into the [(toilet bowl) (or) (urinal)] and mix. Brush thoroughly over exposed surfaces and under the rim with a brush, cloth, mop, or sponge, auto scrubber or mechanical spray device ((hand pump) coarse pump or trigger spray device). Repeat and allow solution to stand for 10 minutes and flush. Change cloth, sponge or towels frequently to avoid redeposition of soil.

*(Or use alternate Concentrate Use directions)*

**FOR USE AS A NON-ACID BOWL CLEANER/DISINFECTANT IN TOILET BOWLS  
FROM CONCENTRATE:**

1. Pre-clean heavily soiled areas.
2. Add 1.2 ounces (of (this product) (Product name)) directly into toilet bowl (or equivalent use dilution).
3. Swab entire surface area especially under the rim.
4. Repeat and allow entire surface to remain wet for ten (10) minutes.
5. Flush toilet and rinse swab applicator thoroughly.

*(Or use alternate Concentrate Use directions)*

**TO CLEAN AND DISINFECT TOILET BOWLS:** A preliminary cleaning is required for the removal of heavy soil prior to disinfection. Fill toilet bowl with clean water. Saturate mop with 1.2 ounces (of (this product) (Product name)) while holding bottle and mop applicator over bowl. Swab bowl completely making sure to get under the rim. Let solution stand for 10 minutes then flush. Rinse applicator completely.

*(Or use alternate Concentrate Use directions)*

**TO DISINFECT TOILET BOWLS:** A preliminary cleaning step is required for the removal of heavy soil prior to disinfection. Fill toilet bowl with clean water. [(Apply) (Squeeze)] 1.2 ounces (of [(bowl cleaner) (this product) (Product name)] onto bowl brush. Clean the entire unit especially under the rim at water outlets. Allow surface to remain wet 10 minutes. Flush bowl and rinse out brush with clean water.

*(Or use alternate Concentrate Use directions)*

**TO DISINFECT TOILET BOWLS:** Flush to remove heavy soil. To clean, simply squirt 1.2 ounces (of (this product) (Product name)) under the rim and around sides. Allow it to stand several minutes then scrub entire surface (especially under the rim) with a bowl (toilet) mop. Allow solution to remain in the bowl for 10 minutes after scrubbing. Flush and rinse.

*(Or use alternate Concentrate Use directions)*

**TO DISINFECT TOILET BOWLS:**

1. Remove gross filth and heavy soil deposits.
2. Fill toilet bowl with clean water.
3. Apply 1.2 ounces (of (this product) (Product name)) to swab applicator, brush, cloth, mop, sponge, auto scrubber or directly to surface with mechanical spray device ((hand pump) coarse pump or trigger spray device). For spray applications, spray 6-8 inches from surface. Do not breathe spray.
4. Swab entire surface area, especially under the rim.
5. Allow entire surface to remain wet for ten (10) minutes.
6. Flush toilet and rinse swab applicator thoroughly. Change cloth, sponge or towels frequently to avoid redeposition of soil.

**FOR HEAVY DUTY CLEANING:** Preclean heavily soiled areas. Empty toilet bowl or urinal and apply 2.4 ounces (of (this product) (Product name)) to exposed surfaces including under the rim with a brush, cloth, mop, sponge, auto scrubber or mechanical spray device ((hand pump) coarse pump or trigger spray device). Allow solution to soak to aid in soil removal. For sprayer application, spray 6-8 inches from surface. Brush or swab thoroughly and allow solution to stand for 10 minutes and flush. Change cloth, sponge or towels frequently to avoid redeposition of soil. [(A fresh solution must be prepared) (Prepare a fresh solution)] at least daily or when use solution becomes visibly [(diluted) (soiled) (dirty)].

**USE SOLUTION INSTRUCTIONS**

**PREPARATION OF USE SOLUTION:** Mix [(1.2 oz. (of (this product) (Product name)) with (one) (1) gallon of water) ((a) (one) (1)) 6-oz. packet with 5 gallons of water)] (or equivalent use dilution) (450 ppm active).

**FROM USE SOLUTION:** Preclean surface. Empty water out of toilet bowl or urinal and apply ½ to 1 ounce use solution to exposed surfaces, including under the rim with a brush, cloth, mop, sponge, auto scrubber or mechanical spray device ((hand pump) coarse pump or trigger spray device). For spray applications, spray 6-8 inches from surface. Do not breathe spray. Allow solution to stand for 10 minutes and flush. Swab all areas after spraying. Refill toilet bowl or urinal with water. Change cloth, sponge or towels frequently to avoid redeposition of soil. [(A fresh solution must be prepared) (Prepare a fresh solution)] at least daily or when use solution becomes visibly [(diluted) (soiled) (dirty)].

*(Or use alternate Use-Dilution directions)*

**FOR USE AS A NON-ACID BOWL CLEANER/DISINFECTANT IN TOILET BOWL  
(AND URINALS) FROM USE-DILUTION:**

1. Preclean heavily soiled areas.
2. Empty toilet bowls by forcing water through the trap.
3. Apply ½ to 1 oz of use solution to exposed surfaces in toilet bowls and urinals.
4. Swab entire surface area especially under the rim.
5. Allow entire surface to remain wet for ten (10) minutes.
6. Flush toilet and rinse swab applicator thoroughly.
7. Refill toilet bowl or urinal with water.
8. [(A fresh solution must be prepared) (Prepare a fresh solution)] at least daily or when use solution becomes visibly [(diluted) (soiled) (dirty)].

*(Or use alternate Use-Dilution directions)*

**TOILET BOWLS/URINALS:** Swab bowl with brush to remove heavy soil prior to cleaning or disinfecting. Clean by applying use-solution around the bowl and up under the rim. Stubborn stains may require brushing. To disinfect, first preclean to remove heavy soil, then remove or expel the residual bowl water over the inner trap. Pour in ½ to 1 oz. of the use solution to thoroughly cover surfaces. Swab the bowl completely using a scrub brush or mop, making sure to get under rim. Let stand for 10 minutes or

290417



overnight, then flush. Refill toilet bowl or urinal with water. [(A fresh solution must be prepared) (Prepare a fresh solution)] at least daily or when use solution becomes visibly [(diluted) (soiled) (dirty)].

*(Or use alternate Use-Dilution directions)*

**TOILET BOWL (AND URINAL) DISINFECTION/CLEANER DIRECTIONS:** Remove gross filth prior to disinfection. Empty toilet bowl or urinal of water and apply ½ to 1 ounce of use solution directly to exposed surfaces including under the rim. Brush or swab thoroughly with a brush, cloth, mop, sponge, auto scrubber or mechanical spray device ((hand pump) coarse pump or trigger spray device) and allow solution to stand for 10 minutes and flush. For spray applications, spray 6-8 inches from surface. Allow toilet bowl to fill with water. [(A fresh solution must be prepared) (Prepare a fresh solution)] at least daily or when use solution becomes visibly [(diluted) (soiled) (dirty)].

*(Or use alternate Use-Dilution directions)*

**TO CLEAN AND DISINFECT URINALS:** Flush to remove heavy soil. Remove screens and strainers. Empty urinal of water. Then squirt ½ to 1 ounce of use solution around the edges and top. Allow solution to flow down over surfaces. Allow it to stand several minutes before scrubbing, then flush and rinse. To disinfect, allow solution to remain in urinal at least 10 minutes after scrubbing. Refill toilet bowl or urinal with water. [(A fresh solution must be prepared) (Prepare a fresh solution)] at least daily or when use solution becomes visibly [(diluted) (soiled) (dirty)].

*(Or use alternate Use-Dilution directions)*

**TO DISINFECT URINAL:**

1. Remove gross filth and heavy soil deposits.
2. Empty urinal of water.
3. Apply ½ to 1 ounce of use solution directly to urinal surfaces including water outlets area for general cleaning.
4. Then pour additional solution on applicator.
5. Clean entire unit, especially under rim at water outlets, with applicator.
6. Remove screen trap to deodorize drain and apply 1 ounce directly on edge and into drain.
7. Wait 10 minutes, flush and rinse applicator.
8. Refill urinal with water.
9. [(A fresh solution must be prepared) (Prepare a fresh solution)] at least daily or when use solution becomes visibly [(diluted) (soiled) (dirty)].

*(Or use alternate Use-Dilution directions)*

**DISINFECTION AND CLEANING TOILET BOWLS AND URINALS:**

1. Preliminary cleaning is required for heavily soiled surfaces.
2. With a swab mop applicator, remove water from bowl by forcing out trap.
3. Press swab mop against side of bowl to remove excess water from applicator.
4. Apply ½ to 1 oz of use solution evenly onto surface to be cleaned and disinfected.
5. Swab entire surface area especially under the rim where outlets are located.
6. Allow surface to remain wet at least 10 minutes.
7. Flush toilet and rinse applicator thoroughly.
8. Refill bowl with water.
9. [(A fresh solution must be prepared) (Prepare a fresh solution)] at least daily or when use solution becomes visibly [(diluted) (soiled) (dirty)].

**DEEP CLEANING/DISINFECTING WATERFREE (WATERLESS) URINALS:**

Preliminary cleaning is required for heavily soiled surfaces. Remove and properly dispose of cartridge according to manufacturer's directions. Deep clean or disinfect the entire urinal by applying ½ to 1 ounce of use solution directly onto surface. [(Brush) (Scrub)] surfaces and let solution stand for 10 minutes. Dry surface with a soft cloth. Do not pour excess or soiled water down waterless urinal trap. [(A fresh solution must be

prepared) (Prepare a fresh solution)] at least daily or when use solution becomes visibly [(diluted) (soiled) (dirty)].

**GENERAL CLEANING TOILET BOWL:** [(Apply) (Open cap) (Squeeze gently, directing)] ½ to 1 oz of bowl cleaner under the rim and on sides of bowl (inside only). Brush, clean and flush toilet. (Close cap). Rinse brush with clean water. Do not use on any other surfaces including toilet seat, toilet lid, countertops, tubs and sinks. To clean other acid resistant toilet bowls or urinals, dilute product with 3 parts water. Do not allow solution to remain on surfaces without immediately rinsing thoroughly with water.

**TO CLEAN WATERFREE (WATERLESS) URINALS:** Remove any debris from the bowl. Spray ½ - 1 oz. of use solution onto urinal surface. DO NOT spray product directly onto cartridge. Wipe surface to clean. Change cartridge as needed.

**FOR HEAVY DUTY CLEANING:** Preclean heavily soiled areas. Empty toilet bowl or urinal of water and apply 1-2 ounces of use solution to exposed surfaces including under the rim with a brush, cloth, mop, sponge, auto scrubber or mechanical spray device ((hand pump) coarse pump or trigger spray device). For spray applications, spray 6-8 inches from surface. Allow solution to soak to aid in soil removal. Brush or swab thoroughly and allow solution to stand for 10 minutes and flush. Refill toilet bowl or urinal with water. Change cloth, sponge or towels frequently to avoid redeposition of soil. [(A fresh solution must be prepared) (Prepare a fresh solution)] at least daily or when use solution becomes visibly [(diluted) (soiled) (dirty)].

**OTHER INSTRUCTIONS**

**TO DISINFECT TUBS, SHOWER STALLS, SINKS, FAUCETS:** Swab area and remove gross filth and heavy soil. Apply a solution of 6 ounces (of (this product) (Product Name)) per 5 gallons of water (450 ppm active) (or equivalent use dilution) directly onto surface to be cleaned or apply with a brush, cloth, sponge, auto scrubber or mechanical spray device ((hand pump) coarse pump or trigger spray device) to wet all surfaces thoroughly. For spray applications, spray 6-8 inches from surface. Wipe surfaces. Allow surface to remain wet for at least 10 minutes. Do not allow solution to dry on surface. Rinse thoroughly with water. Change cloth, sponge or towels frequently to avoid redeposition of soil. [(A fresh solution must be prepared) (Prepare a fresh solution)] at least daily or when use solution becomes visibly [(diluted) (soiled) (dirty)].

**FOR USE TO CLEAN AND DISINFECT SHOWER ROOMS, LOCKER ROOMS AND OTHER LARGE, OPEN AREAS WITH FLOOR DRAINS:**

1. Preclean heavily soiled areas.
2. Apply use solution of 6 ounces (of (this product) (Product name)) per 5 gallons water (450 ppm active) (or equivalent use dilution) to floors, walls and ceilings making sure not to over spray. To disinfect, all hard nonporous (inanimate) (environmental) surfaces must remain wet for ten (10) minutes.  
**Special instructions for foam guns:** Pour concentrate into foam gun bottle and attach bottle to spray nozzle and ensure gun is attached to hose. *(Note: See foam gun instructions for more information. Make sure setting is set for a 1:106 dilution.)* Once in place, squeeze the handle to disperse foam solution. To disinfect, all surfaces must remain wet for ten (10) minutes. *(Foam guns not for use in California.)*
3. Scrub using a deck brush or other coarse material as necessary.
4. Rinse surfaces thoroughly and let air dry.
5. [(A fresh solution must be prepared) (Prepare a fresh solution)] at least daily or when use solution becomes visibly [(diluted) (soiled) (dirty)].

**MOLD & MILDEW**

**MOLD AND MILDEW PERFORMANCE:**

*Aspergillus niger* (ATCC 6275)

30642

**MOLD AND MILDEW CONTROL:** To control the growth of mold and mildew and their odors on hard, non-porous (inanimate) (environmental) surfaces, apply use solution of 6 ounces (of (this product) (Product Name)) per 5 gallons of water (or equivalent use dilution) (450 ppm active). Apply by cloth, sponge, mop, brush, auto scrubber, mechanical spray device ((hand pump) coarse pump or trigger spray device) to thoroughly wet all treated surfaces completely. For spray applications, spray 6-8 inches from surface. Do not breathe spray. Saturate surfaces with use solution. Allow surface to remain wet for ten (10) minutes. Allow solution to dry on surface and repeat treatment every seven days or when new growth appears. Change cloth, sponge or towels frequently to avoid redeposition of soil. [(A fresh solution must be prepared) (Prepare a fresh solution)] at least daily or when use solution becomes visibly [(diluted) (soiled) (dirty)].

**FOR DISINFECTION AND TO CONTROL THE GROWTH OF MOLD AND MILDEW ON NON-POROUS ATHLETIC EQUIPMENT:** For use on wrestling and gymnastic mats, athletic mats, exercise equipment, athletic training tables, physical therapy tables, athletic helmets, wrestling/boxing headgear, athletic shoe soles, and other hard nonporous (inanimate) (environmental) surfaces. Saturate (nonporous (inanimate) (environmental)) surfaces with a use solution of 6 ounces (of (this product) (Product name)) per 5 gallons of water (450 ppm active) (or equivalent dilution). Apply by cloth, sponge, mop, brush, auto scrubber or mechanical spray device ((hand pump) coarse pump or trigger spray device). For spray applications, spray 6-8 inches from surface. Do not breathe spray. Allow surfaces to remain wet for a period of 10 minutes. Ventilate buildings and other closed spaces. Do not use equipment until treatment has been absorbed, set or dried. Change cloth, sponge or towels frequently to avoid redeposition of soil. [(A fresh solution must be prepared) (Prepare a fresh solution)] at least daily or when use solution becomes visibly [(diluted) (soiled) (dirty)].

**TO CONTROL THE GROWTH OF MOLD AND MILDEW ON LARGE, INFLATABLE, NON-POROUS PLASTIC AND RUBBER STRUCTURES:** For use on nonporous (inanimate) (environmental) surfaces such as animals, promotional items, moonwalks, slides, obstacle course play and exercise equipment. Thoroughly clean all surfaces with soap or detergent and rinse with water. Saturate (nonporous (inanimate) (environmental)) surfaces with a use solution of 6 ounces (of (this product) (Product name)) per 5 gallons of water (450 ppm active) (or equivalent dilution). Apply by cloth, sponge, mop, brush, auto scrubber, mechanical spray device ((hand pump) coarse pump or trigger spray device). For spray applications, spray 6-8 inches from surface. Do not breathe spray. Allow surfaces to remain wet for a period of 10 minutes. Ventilate buildings and other closed spaces. Do not use equipment until treatment has been absorbed, set or dried. Change cloth, sponge or towels frequently to avoid redeposition of soil. [(A fresh solution must be prepared) (Prepare a fresh solution)] at least daily or when use solution becomes visibly [(diluted) (soiled) (dirty)].

**HUMIDIFIER BACTERIA/ALGAE TREATMENT:** Formulated for use in portable (evaporative) humidifiers. Thoroughly clean the hard non-porous (inanimate) (environmental) surfaces of the water tank and filters before each heating season, or sooner if necessary. For every gallon of water in the humidifier tank, add 0.4 ounce (of (this product) (Product name)) (or equivalent use dilution). When you refill the tank, add 0.4 ounce (of (this product) (Product name)) for every gallon of water added in the tank (or equivalent use dilution). [(Rinse) (Wipe up excess liquid (with a paper towel)) (Allow to air dry)].

Not for use in heat vaporizing or atomizing type vaporizer humidifiers.

## DEODORIZATION/CLEANING

*(Note to reviewer: All Deodorizing claims can only be used with formulas containing fragrances.)*  
**CLEANING/DEODORIZING DIRECTIONS:** Add 3.5 ounces (of (this product) (Product name)) per 5 gallons of water (or equivalent dilution) to clean and deodorize windows, mirrors and other surfaces. Apply solution with a brush, mop, cloth, sponge, auto scrubber or mechanical spray device ((hand pump) coarse pump or trigger spray device) so as to wet all surfaces thoroughly. For sprayer applications, spray 6-8 inches from surface. Rub with sponge or cloth. [(Rinse) (wipe up excess liquid (with a paper towel)) (Allow to air dry)]. Do not breathe spray. Change cloth, sponge or towels frequently to avoid redeposition of soil.

**GENERAL DEODORIZATION:** To deodorize, add 3.5 ounces (of (this product) (Product name)) to 5 gallons of water (or equivalent use dilution). [(Rinse) (Excess liquid material must be wiped up) (Wipe up excess liquid (with a paper towel)) (Allow to air dry)].

**FOR USE AS A (GENERAL) CLEANER AND/OR DEODORIZER:** Apply use solution to surfaces. [(Rinse) (Wipe up excess liquid (with a paper towel)) (Allow to air dry)]. For heavy-duty use, add 3.5 ounces (of (this product) (Product name)) per 5 gallons to clean hard, non-porous (inanimate) (environmental) surfaces.

**FOR DEODORIZING GARBAGE CANS, GARBAGE TRUCKS, INDUSTRIAL WASTE RECEPTACLES AND GARBAGE HANDLING EQUIPMENT:** It is especially important to preclean for the product to perform properly. Use 3.5 ounces (of (this product) (Product name)) per 5 gallons of (this product) (Product name) or other suitable detergent system for pre-cleaning step. Then, apply a wetting concentration of 6.5 ounces (of (this product) (Product name)) per (one) (1) gallon of water (or equivalent use dilution) (2,500 ppm active).

**FOR DEODORIZING SEPTIC STORAGE TANKS:** Preclean heavily soiled areas. When tanks are empty, pour 3.5 oz. (of (this product) (Product name)) for every 5 gallons of water in tank (or equivalent use dilution) into septic storage tank on recreational vehicles, campers and boats to control odors. As tank fills with sewage and the vehicle is moving, this solution will mix and provide an adequate deodorizing solution for this use. [(This product) (Product name)] is to be used on gray and black water tanks only. Check with local, state, or federal authorities before disposing of sewage in accordance to federal, state and local regulations for waste disposal.

**RV HOLDING TANKS/RECREATIONAL VEHICLES:** For toilet waste and holding tanks, cover bottom of holding tank with water and add 3.5 to 7 ounces (of (this product) (Product name)) per 5 gallons of water (or equivalent use dilution) to deodorize. If odors return before time to empty, add 3.5 to 7 ounces (of (this product) (Product name)) per 5 gallons of water (or equivalent use dilution) to the tank. For kitchen waste, add 3.5 to 7 ounces (of (this product) (Product name)) per 5 gallons of water (or equivalent use dilution) to gray water tank as needed to control malodors created by dirty dishwasher.

**AUTOMOTIVE USES:** A solution of 3.5 ounces (of (this product) (Product name)) per 5 gallons of water (or equivalent use dilution) will effectively neutralize damp musty odors. Spray or apply onto seats, carpets, headliner and ashtray or into trunk and all vents to eliminate odors from tobacco, food, beverage spills and musty carpet. For sprayer applications, use a coarse spray device. [(Wipe up excess liquid (with a paper towel)) (Allow surface to air dry)].

**AIR FRESHENER:** A solution of 3.5 ounces (of (this product) (Product name)) per 5 gallons of water (or equivalent use dilution) will effectively neutralize damp musty odors caused by mildew in storage areas, basements, closets, bathrooms and A/C filters.

31042

Spray to eliminate odors from tobacco, food, beverage spills and musty carpet. For sprayer applications, use a coarse spray device. [(Wipe up excess liquid (with a paper towel)) (Allow surface to air dry)].

**FOR ODORS CAUSED BY DOGS, CATS AND OTHER DOMESTIC ANIMALS:** Use on rugs, floors, walls, tile, cages, crates, litter boxes, mats, floor coverings, or any surface soiled by a pet. Test a small inconspicuous area first. Blot problem area. Then follow directions for "General Deodorization".

**WATERBED CONDITIONER:** When used as a waterbed conditioner, [(this product) (Product name)] eliminates the odor caused by bacteria. If bed has not been treated properly, drain bed completely. Add 15 gallons of water, mix vigorously, drain bed again. Fill bed with water and follow dosage directions.

**Dosage:** To eliminate the odor caused by bacteria, add 8 ounces (of (this product) (Product name)) in a free flow waterbed of 90 to 180 gallon capacity. Add 16 fluid ounces (of (this product) (Product name)) in a waveless/fiber waterbed mattress of 90 to 180 gallon capacity. Repeat application every 4 to 6 months.

**GLASS CLEANING/DEODORIZING DIRECTIONS:** Use a 3.5-ounce (of (this product) (Product name)) per 5 gallons solution (or equivalent use dilution) to clean and deodorize windows, mirrors, and glass surfaces. Use a coarse spray device. For spray applications, spray 6-8 inches from surface. Rub with sponge or cloth. Do not breathe spray.

**SEWER BACKUP & RIVER FLOODING:** To use as a deodorizer, dilute 2.2 to 4.4 ounces (of (this product) (Product name)) per (one) (1) gallon of water allowing for the diluting effect of absorbed water within saturated materials. Remove gross filth or heavy soil along with non-salvageable materials. Saturate all affective areas with a mechanical spray device (coarse pump or trigger spray device) before and after cleaning and extraction. For spray applications, spray 6-8 inches from surface. Use proper ventilation; open windows.

**CARPETS, CARPET CUSHIONS, UPHOLSTERY, DRAPES AND OTHER POROUS MATERIALS, SUB FLOORS, DRYWALL, TRIM AND FRAME LUMBER, TACKLESS STRIP AND PANELING:** To use as a deodorizer against water damage, extract the excess water. Test hidden area for colorfastness. Dilute 2.2 to 4.4 ounces (of (this product) (Product name)) per (one) (1) gallon of water, allowing for the diluting effect of absorbed water within saturated materials. Remove gross filth or heavy soil. Apply directly with a mechanical spray device (coarse pump or trigger spray device) to fully saturate affected materials. For spray applications, spray 6-8 inches from surface. Roll, brush or agitate into materials and allow the materials to remain damp for 10 minutes. Follow with a thorough extraction. Dry rapidly and thoroughly.

**SMOKE DAMAGE RESTORATION:** Effective against odors caused by smoke damage for home, institutional, industrial and hospital use. [(This product) (Product name)] is particularly suitable for use in smoke damage restoration situations. Saturate affected materials with enough product to remain wet for at least 10 minutes. Use proper ventilation.

**WATER and SMOKE DAMAGE RESTORATION:** Effective against odor caused by smoke and water damage for home, institutional, industrial and hospital use. [(This product) (Product name)] is particularly suitable for use in water damage restoration situations. Saturate affected materials with enough product to remain wet for at least 10 minutes. Use proper ventilation.

**SPECIAL INSTRUCTIONS FOR CLEANING CARPETS:** [(This product) (Product name)] can be used in industrial, institutional, commercial and residential areas such as homes, motel & hotel chains, nursing homes, schools and hospitals. For use on wet

cleanable synthetic fibers. Do not use on wool. Vacuum carpet thoroughly prior to cleaning. Test fabric for color fastness.

**For Portable Extraction Units:** Mix 2.2 ounces (of (this product) (Product name)) per (one) (1) gallon of water (or equivalent use dilution).

**For Truck Mounted Extraction Machines:** Mix 2.2 ounces (of (this product) (Product name)) per (one) (1) gallon of water (or equivalent use dilution) and meter at 4 gallons per hour.

**For Rotary Floor Machines:** Mix 4.4 ounces (of (this product) (Product name)) per (one) (1) gallon of water (or equivalent use dilution) and apply at the rate of 300-500 sq. ft. per (one) (1) gallon.

Do not mix (this product) (Product name) with other cleaning products. Follow the cleaning procedures specified by the manufacturer of the cleaning equipment. After using (this product) (Product name) set the carpet pile and protect the carpet from furniture legs and bases while drying. Do not over wet. If applied to stain resistant nylon carpet, apply a fabric protector according to the carpet manufacturer's directions.

#### **CARPET CLEANING/DEODORIZATION FOR HOME, INSTITUTIONAL, INDUSTRIAL AND HOSPITAL USE**

[(This product) (Product name)] cleans and deodorizes the carpet. It can be used in industrial, institutional, commercial and residential areas such as homes, motels, hotel chains, nursing homes and hospitals.

Vacuum carpet thoroughly prior to application. Mix 2.2 ounces (of (this product) (Product name)) per (one) (1) gallon of water (or equivalent use dilution). Follow the Injection and/or Extraction procedures as specified for any conventional steamcleaning equipment you are using. For rotary floor machines, mix 4.4 ounces (of (this product) (Product name)) per (one) (1) gallon of water and spray on carpet at a rate of 300-500 sq. ft. per (one) (1) gallon.

[(For use) (Use (this product) (Product name))] on washable synthetic fibers. Do not use on wool. Test color fastness of carpet before use. Apply diluted product to a small concealed spot, then rub with a clean white cloth. If color changes or transfers to the cloth, a water-based product must not be used.

After using the product, set carpet pile in one direction with a stiff brush. Place aluminum foil under the legs of furniture while carpet is drying. Over-wetting can cause carpet to shrink. Manufacturer assumes no responsibility for over-wetting misuse.

**Note:** [(This product) (Product name)] must not be mixed with other cleaning products.

**CLEANSING OF BODY SURFACES AND BODY ORIFICES OF HUMAN REMAINS:** [(This product) (Product Name)] removes secretions, soil and blood, along with their accompanying malodor, from the surfaces and orifices of human remains. Using a sponge or washcloth, bathe the entire body with a use solution of [(3.5 ounces) ((a) (one) 3.5-ounce packet)] (of (this product) (Product name)) [(to) (with)] 5 gallons (or equivalent use dilution). A soft brush may be employed on surfaces other than the face. Allow a 10-minute contact time for optimal results. [(Fresh solution must be prepared) (Prepare fresh solution)] for each [(cadaver) (remains)] at least daily or [(more often if) (when)] use solution becomes visibly [(dirty) (soiled) (diluted)].

**FOR USE ON FINISHED FLOORS:** To limit gloss reduction, use [(3.5 ounces) ((a) (one) 3.5-ounce packet)] (of (this product) (Product name)) [(to) (with)] 5 gallons of water (or equivalent use dilution). Apply with a damp mop or auto scrubber. Allow surface to air dry.

32042



## OTHER USES

**DISINFECTION/VIRUCIDE\* OF HARD, NON-POROUS (INANIMATE) (ENVIRONMENTAL) SURFACES IN WHIRLPOOL UNITS:** After using the whirlpool unit, drain and refill with fresh water to just cover the intake valve. Add [(6 ounces) ((a) (one)) 6-ounce packet] (of (this product) (Product name)) [(to) (with)] 5 gallons of water (or equivalent use dilution) (450 ppm active) at this point. Briefly start the pump to circulate the solution. Turn off the pump. Wash down the unit sides, seat of the chair, lift and (any) (all) other related equipment with a clean swab, brush or sponge. Treated surfaces must remain wet for 10 minutes. After the unit has been thoroughly disinfected, drain the solution from the unit and rinse any/all cleaned surfaces with fresh water. Repeat for heavy soiled units. [(A fresh solution must be prepared) (Prepare a fresh solution)] at least daily or when use solution becomes visibly [(diluted) (soiled) (dirty)].

**FOR DISINFECTING BAGLESS VACUUM CLEANERS:** Add [(3.5 ounces) ((a) (one)) 3.5-ounce packet] (of (this product) (Product name)) [(to) (with)] 5 gallons of water (or equivalent use dilution). Turn off and unplug vacuum cleaner. Remove the hard, non-porous container that houses collected material from vacuum cleaner. Empty contents into a waste receptacle. Rinse collection container with water and wipe clean to remove any additional collected material. Apply solution to collection container with a brush, cloth, sponge, mechanical spray device ((hand pump) coarse pump or trigger spray device) so as to wet all surfaces thoroughly. For sprayer applications, spray 6-8 inches from surface. Allow surfaces to remain wet for 10 minutes. [(Wipe up excess liquid (with a paper towel)) (Allow to air dry)]. Reattach container to vacuum cleaner. Change cloth, sponge or towels frequently to avoid redeposition of soil. [(A fresh solution must be prepared) (Prepare a fresh solution)] at least daily or when use solution becomes visibly [(diluted) (soiled) (dirty)].

**FOR DISINFECTING NON-POROUS VACUUM CLEANER BRUSHES:** Add 3.5 ounces (of (this product) (Product name)) to 5 gallons of water (260 ppm active) (or equivalent use dilution). Turn off and unplug vacuum cleaner. Remove the non-porous brushes from vacuum cleaner. Submerge brush in solution so as to wet all surfaces thoroughly. Allow surfaces to remain wet for 10 minutes. [(Wipe up excess liquid (with a paper towel)) (Allow to air dry)]. Reattach brushes to vacuum cleaner. [(A fresh solution must be prepared) (Prepare a fresh solution)] at least daily or when use solution becomes visibly [(diluted) (soiled) (dirty)].

**COMMERCIAL FLORIST USE DIRECTIONS:** To clean, disinfect and deodorize hard non-porous (inanimate) (environmental) surfaces in one step, prepare use solution by [(adding) (mixing)] [(3.5 ounces) ((a) (one)) 3.5-ounce packet] (of (this product) (Product name)) [(to) (with)] 5 gallons of water (or equivalent use dilution). For heavy-duty use, [(add) (mix)] 7 ounces (of (this product) (Product name)) per 5 gallons of water (or equivalent use dilution). For heavily soiled areas, a preliminary cleaning is required. Remove all leaves, petals, garbage and refuse. Preclean surfaces using pressurized water where possible. Apply use solution to hard (inanimate) (environmental) non-porous surfaces, thoroughly wetting surfaces as required, with a cloth, mop, brush, sponge, auto scrubber or mechanical spray device ((hand pump) coarse pump or trigger spray device). For sprayer applications, spray 6-8 inches from surface. Rub with brush, sponge, mop or cloth. Do not breathe spray. Treated surfaces must remain wet for 10 minutes. [(Wipe up excess liquid (with a paper towel)) (Allow to air dry)]. Change cloth, sponge or towels frequently to avoid redeposition of soil. [(A fresh solution must be prepared) (Prepare a fresh solution)] at least daily or when use solution becomes visibly [(diluted) (soiled) (dirty)].

**WORK AREAS AND BENCHES:** Spray or swab hard nonporous (inanimate) (environmental) working surfaces with a solution of [(3.5 ounces) ((a) (one)) 3.5-ounce

packet] (of (this product) (Product name)) [(to) (with)] 5 gallons of water (or equivalent use dilution) before each work period and again after each plant is completed to help control transfer of diseases such as *Botrytis*, crown rot, downy mildew, *Erwinia* and root rot. Allow surface to remain wet for 10 minutes. To apply solution as a sprayer application, use as a coarse spray only and spray 6-8 inches from surface. [(Wipe up excess liquid (with a paper towel)) (Allow to air dry)]. Change cloth, sponge or towels frequently to avoid redeposition of soil. [(A fresh solution must be prepared) (Prepare a fresh solution)] at least daily or when use solution becomes visibly [(diluted) (soiled) (dirty)].

**POTS, FLATS AND FLOWER BUCKETS:** Brush or wash used pots and flats, then soak in a solution of [(3.5 ounces) ((a) (one)) 3.5-ounce packet] (of (this product) (Product name)) [(to) (with)] 5 gallons of water (or equivalent use dilution) for 10 minutes to help control transfer of diseases such as anthracnose, blight, *Botrytis*, crown rot, *Erwinia*, mildew, root rot, and rust. [(Wipe up excess liquid (with a paper towel)) (Allow to air dry)]. [(A fresh solution must be prepared) (Prepare a fresh solution)] at least daily or when use solution becomes visibly [(diluted) (soiled) (dirty)].

**CUTTING TOOLS:** Soak cutting edge of tool for 10 minutes in a solution of [(3 ounces) ((a) (one)) 3.5-ounce packet] (of (this product) (Product name)) [(to) (with)] 5 gallons of water (or equivalent use dilution) before use to help control transfer of diseases such as *Botrytis*, *Erwinia*, root and stem rots, and Tobacco Mosaic Virus (TMV). [(Wipe up excess liquid (with a paper towel)) (Allow to air dry)]. [(A fresh solution must be prepared) (Prepare a fresh solution)] at least daily or when use solution becomes visibly [(diluted) (soiled) (dirty)]. Dry and oil tools at the end of each workday.

**CITRUS CANKER CONTROL (Not Applicable in CA):** For prevention of Citrus Canker Disease through treatment of equipment. Effective against *Xanthomonas axonopodis* pv. *citri* (Citrus Canker) at 2000 ppm active. Treat all trucks, vehicles, and equipment thoroughly at a dilution rate of 5 ounces (of (this product) (Product name)) per (one) (1) gallon of water (2000 ppm active). Treatment is for use on trucks, attached trailers, field harvesting equipment; including cargo area, wheels, tires, under carriage, hood, roof, fenders and any other part of transportation equipment that can be taken into infested areas. To prevent the spread of Citrus Canker by this artificial means of transportation, treatments are made by trigger spraying, dipping or brushing, using maximum rate 2000 ppm quat. For sprayer applications, use a coarse spray device. After use, all surfaces which come in contact with food or crop must be rinsed with potable water. Clothing must be either thoroughly rinsed or laundered before reuse. Footwear must be rinsed before reuse. [(A fresh solution must be prepared) (Prepare a fresh solution)] at least daily or when use solution becomes visibly [(diluted) (soiled) (dirty)].

### DIRECTIONS FOR HOUSEHOLD USE

**KITCHEN/BATHROOM/HOUSEHOLD CLEANING:** Apply [(3.5 ounces) ((a) (one)) 3.5-ounce packet] (of (this product) (Product name)) [(to) (with)] 5 gallons of water (or equivalent use dilution) use solution with a brush, cloth, sponge, mop, paper towel, auto scrubber, foam gun (device) or mechanical spray device ((hand pump) coarse pump or trigger spray device) directly onto hard, non-porous (inanimate) (environmental) surfaces. For spray applications, hold container 6 inches to 8 inches from surface and spray until thoroughly wet. Wipe the soiled area clean. [(Wipe up excess liquid (with a paper towel)) (Allow to air dry)]. [(This product) (Product name)] is not to be used on dishware, glasses or eating utensils. Change cloth, sponge or towels frequently to avoid redeposition of soils.

**DISINFECT/DEODORIZE:** To disinfect hard, non-porous (inanimate) (environmental) surfaces such as floors, walls, counters, sinks, tubs, toilets, glazed tile, exterior surfaces of appliances, refrigerators or freezers, microwave exteriors, stove tops and hoods,

330912

tables, garbage pails and faucets, apply [(\*\*6 ounces) (3.5 ounces) ((a) (one)) (3.5-ounce) (\*\*6-ounce) packet)] (of (this product) (Product name)) [(to) (with)] 5 gallons of water (or equivalent use dilution) with brush, cloth, sponge, mop, paper towel, auto scrubber or foam gun (device) or mechanical spray device ((hand pump) coarse pump or trigger spray device). For spray applications, hold container 6 inches to 8 inches from surface and spray until thoroughly wet. Treated surface must remain wet for 10 minutes before wiping. For heavily soiled areas a pre-cleaning step is required. The pre-cleaning step must be done according to the instructions under Kitchen/Bathroom/Household Cleaning directions. Rinse with potable water after use on surfaces that come in contact with food. Change cloth, sponge or towels frequently to avoid redeposition of soil. [(A fresh solution must be prepared) (Prepare a fresh solution)] at least daily or when use solution becomes visibly [(diluted) (soiled) (dirty)].

#### SANITIZER DIRECTIONS FOR NON-FOOD CONTACT SURFACES

**SANITIZATION OF HARD, NON-POROUS (INANIMATE) (ENVIRONMENTAL) SURFACES IN WHIRLPOOL UNITS:** To remove body oils, dead tissue, soil and all other buildups or organic matter on inanimate surfaces after using the whirlpool unit, drain and refill with fresh water to just cover the intake valve. Add 2 ounces (of (this product) (Product name)) for each 5 gallons of water (or equivalent use dilution) (200 ppm active) at this point. Briefly start the pump to circulate the solution. Turn off the pump. Wash down the unit sides, seat of the chair, lift and (any) (all) other related equipment with a clean swab, brush or sponge. Treated surfaces must remain wet for 3 minutes. After the unit has been thoroughly sanitized, drain the solution from the unit and rinse any/all cleaned surfaces with fresh water. Repeat for heavy soiled units. (A fresh solution must be prepared) (Prepare a fresh solution) at least daily or when use solution becomes visibly (diluted) (soiled) (dirty)).

#### SANITIZATION OF EXTERIOR HOUSEHOLD SURFACES DIRECTIONS

**Preparation of Use Solution:** Add 2 ounces (of (this product) (Product name)) per 5 gallons of water (200 ppm active) (or equivalent use dilution) to sanitize hard, non-porous (inanimate) (environmental) exterior surfaces such as vinyl, plastic, sealed concrete, painted or sealed woodwork, and sealed stucco. Surfaces to be treated include house siding, decks, patios, walkways and driveways.

**Application:** Preclean heavily soiled areas. Apply solution with a brush, mop, cloth, sponge, auto scrubber, mechanical spray device ((hand pump) coarse pump or trigger spray device), or with a low-pressure (less than 60 psi) airless sprayer so as to wet all surfaces thoroughly. Treated surfaces must remain wet for 60 seconds. Wearing suitable respiratory protective equipment and protective eyewear to control exposure to spray, pressure wash surfaces to thoroughly clean all treated areas using a high-pressure spray. Do not breathe spray. Change cloth, sponge or towels frequently to avoid redeposition of soil. [(A fresh solution must be prepared) (Prepare a fresh solution)] at least daily or when use solution becomes visibly [(diluted) (soiled) (dirty)]. One-half gallon of diluted product will treat 200-300 sq ft of surface.

### LAUNDRY

#### COMMERCIAL AND INSTITUTIONAL LAUNDRY USE

For residual bacteriostatic activity against gram negative and/or gram positive odor-causing bacteria, residual self-sanitizing activity against *Klebsiella pneumoniae* and *Staphylococcus aureus*, use [(this product) (Product name)] as directed.

**Initial Treatment:** Use 20 ounces (of (this product) (Product name)) per 100 pounds of fabric (dry weight) (or equivalent use dilution). Dilute the appropriate amount (of (this product) (Product name)) in one to two gallons of water then add solution to the wash

wheel at the beginning of the final rinse cycle. A minimum rinse cycle time of 5 minutes is required.

**Repeat Treatment:** Follow Initial Treatment directions and re-treat fabric after each washing (or if odor persists).

**LAUNDRY BACTERIOSTAT FOR COMMERCIAL, INDUSTRIAL, AND NON-MEDICAL INSTITUTIONAL LAUNDRY APPLICATIONS:** [(This product) (Product name)] provides the fabric with residual bacteriostatic activity against odor causing gram-negative and gram-positive bacteria when added to the final rinse at a rate of 20 ounces (of (this product) (Product name)) per 100 lbs. of dry laundry. [(This product) (Product name)] was evaluated against:

*Corynebacterium ammoniagenes* (ATCC 6872)

*Klebsiella pneumoniae* (ATCC 4352)

*Staphylococcus aureus* (ATCC 6538)

**LAUNDRY DEODORIZER (AGAINST ODOR CAUSING BACTERIA):** Use 20 ounces (of (this product) (Product name)) per 100 pounds of dry weight fabric. Dilute the appropriate amount (of (this product) (Product name)) in one to two gallons of water then add to the washwheel in the final rinse. Re-treat fabric after each washing. F activity against odor causing bacteria, conditions of high relative humidity or wet contamination are required. Laundered fabric is also to be treated by soaking. (Not for use in CA)

**PRESERVATION AGAINST MILDEW BY SOAKING:** Use 20 ounces (of (this product) (Product name)) per 100 pounds of fabric (dry weight). A minimum soaking time of 5 minutes is required. (Not for use in California)

#### LAUNDRY SANITIZER

When added at the rate of 24 oz (of (this product) (Product name)) per (one) (1) gallon water (to yield 780ppm active) (24 ounces (of (this product) (Product name)) per 100 lbs. of dry laundry) (or equivalent use dilution) (780 ppm active), this formulation provides sanitization against *Staphylococcus aureus*, *Klebsiella pneumoniae*, *Pseudomonas aeruginosa*, and Methicillin-resistant *Staphylococcus aureus* (MRSA) and is effective against HIV. [(This product) (Product name)] is effective in rinse water up to 200ppm hard water.

**KILLS HIV-1 ON LAUNDRY IN COMMERCIAL, INDUSTRIAL AND INSTITUTIONAL APPLICATIONS.** [(This product) (Product name)] provides virucidal\* activity against HIV-1 on fabrics when presoaked with a 10-minute contact time followed by normal washing in detergent and rinsing at a rate of 24 ounces (of (this product) (Product name)) per 100 lbs. of dry laundry in water hardness of 400 ppm.

**LAUNDRY SANITIZING DIRECTIONS FOR USE:** For sanitizing step, fill washer to low water level with minimum temperature water of 95°F. Using an appropriate (company name) dispenser, inject [(this product) (Product name)] into the sanitizing rinse step at the rate of 24 oz (of (this product) (Product name)) per (one) (1) gallon water (to yield 780 ppm active) (24 ounces (of (this product) (Product name)) per 100 lbs. of dry laundry) (780 ppm active) (or equivalent use dilution). Treat the laundry for a minimum of 5 minutes at a minimum temperature of 95°F. Other laundry additives, such as fabric softeners, laundry sour, starch and sizing must be used per manufacturer's instructions in subsequent rinse cycles after the sanitizing rinse cycle.

(OR)

[(This product) (Product name)] is used in the final, warm rinse cycle at a low water level. Dilute the appropriate amount of 24 ounces (of (this product) (Product name)) per 100 lbs. of dry laundry (780 ppm active) (or equivalent use dilution); then add to the wash in the final rinse, or dispense directly through automatic dispensing equipment.

310642

Run for a minimum of 5 minutes. Retreat as necessary. This product will not harm fabrics. **DO NOT USE IN THE PRESENCE OF, OR MIX WITH OTHER CHEMICALS.**

**FOR USE IN CONSUMER OR HOUSEHOLD TYPE WASHING MACHINES:** Use the chart below to determine the equivalent use dilution per wash load for use as a Laundry Sanitizer in consumer or household type washing machines. This is based on 24 oz. (of this product) (Product name) per 100 lbs of dry laundry.

Washer Capacity (lbs dry laundry)	Ounces (per wash load)
5 or less	2
6 – 10	4
11 – 20	6

**FOR USE IN SMALL COMMERCIAL WASHING MACHINES:** Use the chart below to determine the equivalent use dilution per wash load for use as a Laundry Sanitizer in small commercial washing machines. This is based on 24 oz. (of this product) (Product name) per 100 lbs of dry laundry.

Washer Capacity (lbs dry laundry)	Ounces (per wash load)
25	6
50	12
75	18

### WATER TREATMENT DIRECTIONS FOR USE

*(Note to reviewer: The first two statements of this section must appear on every label with any of the following Water Treatment Directions for Use.)*

Do not use water containing residues from use (of this product) (Product name)) to irrigate crops for food or feed.

Use of the product in either public/municipal or single or multiple family private/residential potable/drinking water systems is strictly prohibited. Use of the product in any cooling water system that discharges effluent within ¼ mile of either a public/municipal or single or multiple family private/residential potable/drinking water intake is strictly prohibited.

#### INDUSTRIAL WATER TREATMENT (Not for use in CA)

To control algae and bacterial slimes use this water treatment microbiocide as directed. For best results slug feed. The frequency of addition of microbiocide needed depends on many factors. To optimize your use of water treatment microbiocide, follow this procedure. [(This product) (Product name)] aids in the control of bacterial, fungal and algal slimes in evaporative condensers, heat exchange water systems, industrial and commercial cooling towers.

For thermal processing/pasteurizing operations within farms, soft drink and food canning plants to reduce the number of living algae, bacteria and fungi. Do not use in any system which may come in contact with food.

#### INDUSTRIAL AND/OR COMMERCIAL RECIRCULATING COOLING WATER TOWERS, RETORT WATER SYSTEMS

- Dosing Location:** [(This product) (Product name)] is to be applied at a point in the system where it will be uniformly mixed, such as at the sump.
- Dosing Conditions:** [(This product) (Product name)] must be applied when the system is in jeopardy of being affected or after cleaning systems where efficiency is already impaired.

Initially use 52.5 fluid ounces (of this product) (Product name) per 1,000 gallons of water to be treated (20 ppm active).

Should the above dosage not give satisfactory results, use 52.5 fluid ounces (of this product) (Product name) per 1,000 gallons of water. Repeat the initial dose every seven days or increase the frequency if needed.

When the above treatment level is successful, use 13.3 to 38.5 fluid ounces (of this product) (Product name) per 1,000 gallons of water to maximize efficiency. Repeat weekly as needed. Should slime develop again, go back to initial dosage.

Cooling tower waters that are inherently low in algae growth and bacteria count may be adequately controlled by the lower range of these dosages; slug feed every seven days.

For best results, clean heavily contaminated systems before treatment with [(this product) (Product name)]. If soap or anionic detergent is used, rinse thoroughly before charging with this algacide.

(OR)

#### INDUSTRIAL (AND/OR COMMERCIAL) RECIRCULATING COOLING WATER TOWERS, RETORT WATER SYSTEMS

- Dosing Location:** [(This product) (Product name)] is to be applied at a point in the system where it will be uniformly mixed, such as at the sump.
- Dosing Conditions:** [(This product) (Product name)] must be applied when the system is in jeopardy of being affected or after cleaning systems where efficiency is already impaired. Tower bleed off valves must be closed to permit a retention time of 4 hours.
- Method of Application:**
  - INTERMITTENT OR SLUG METHOD**  
**Initial Dose:** When the system is noticeably fouled, apply 52.5 fluid ounces (of this product) (Product name) (20 ppm on an active basis) per 1000 gallons of water in the system. Repeat every seven days or increase frequency if needed.  
**Subsequent Dose:** When microbial control is evident, add 13.3 to 38.5 fluid ounces (of this product) (Product name) per 1000 gallons of water in the system weekly or as needed to maintain control. Badly fouled systems must be cleaned before treatment is begun. Should slime develop again, repeat initial dosage.
  - MODIFIED INTERMITTENT METHOD**  
**Initial Dose:** When the system is noticeably fouled, apply 52.5 fluid ounces (of this product) (Product name) (20 ppm on an active basis) per 1000 gallons of water in the system. Apply half of this initial dose when half of the water in the system has been lost by blowdown.  
**Subsequent Dose:** When control of microbial growth is evident, apply 13.3 to 38.5 fluid ounces (of this product) (Product name) per 1000 gallons of water in the system. Apply half of this subsequent dose when half of the water in the system has been lost by blowdown. Badly fouled systems must be cleaned before treatment is begun. Repeat weekly as needed. Should slime develop again, repeat initial dosage.
  - CONTINUOUS FEED METHOD**  
**Initial Dose:** When the system is noticeably fouled, apply 52.5 fluid ounces (of this product) (Product name) (20 ppm on an active basis) per 1000 gallons of water in the system.  
**Subsequent Dose:** Maintain this treatment by starting a continuous feed of 13.3 fluid ounces (of this product) (Product name) per 1000 gallons of water

550442

lost by blowdown. Badly fouled systems must be cleaned before treatment is begun.

#### ONCE THROUGH FRESH WATER COOLING SYSTEM

1. **Dosing Location:** [(This product) (Product name)] is to be applied at a point in the system where it will be uniformly mixed, such as at the sump.
2. **Dosing Conditions:** [(This product) (Product name)] must be applied when the system is in jeopardy of being affected or after cleaning systems where efficiency is already impaired.
3. **Method Of Applications:**
  - a. Wear safety glasses, rubber gloves and impervious apron.
  - b. To reduce foaming, mix 10 parts of water to 1 part of this product. Add product directly from drum or add the product at a point where it will be uniformly mixed.
  - c. Use 1.5 to 15.0 fluid ounces (of (this product) (Product name)) (0.6 to 6 ppm on an active basis) per thousand gallons.
  - d. Do not discharge without performing proper deactivation.
  - e. Treatment time cannot exceed 120 hours/application, nor to exceed 4 times per year.
  - f. Avoid oxidizers and reducing agents. Product is cationic and must not be mixed with soap or anionic surfactants.

(OR)

#### ONCE THROUGH FRESH AND SEA WATER COOLING SYSTEMS

1. **Dosing Location:** [(This product) (Product name)] is to be applied at a point in the system where it will be uniformly mixed, such as at the sump.
2. **Dosing Conditions:** [(This product) (Product name)] must be applied when the system is in jeopardy of being affected or after cleaning systems where efficiency is already impaired.
3. **Method Of Applications:**
  - a) Wear safety glasses, rubber gloves and impervious apron.
  - b) Add product directly from drum or add the product at a point where it will be mixed uniformly.
  - c) To reduce foaming, mix 2 parts of water to 1 part of this product.
  - d) Add 1.5 to 15.0 fluid ounces (of (this product) (Product name)) (0.6-6 ppm on an active basis) per thousand gallons.
  - e) Do not discharge without performing proper deactivation.
  - f) Treatment time cannot exceed 120 hours/application.
  - g) Avoid oxidizers and reducing agents. Product is cationic and must not be mixed with soap or anionic surfactants.

(OR)

#### ONCE THROUGH FRESH AND SEA WATER COOLING SYSTEMS

1. **Dosing Location:** [(This product) (Product name)] is to be applied at a point in the system where it will be uniformly mixed, such as at the sump.
2. **Dosing Conditions:** [(This product) (Product name)] must be applied when the system is in jeopardy of being affected or after cleaning systems where efficacy is already impaired.
3. **Method Of Applications:**
  - a. **INTERMITTENT OR SLUG METHOD**

**Initial Dose:** When the system is noticeably fouled, apply 1.5 to 15.0 fluid ounces (of (this product) (Product name)) (0.6 to 6 ppm on an active basis) per 1,000 gallons of water based on system flow rates. The minimum treatment is 6 to 24 hours. Repeat until control is achieved. Deactivation must

be conducted prior to discharge from the system by using bentonite clay at a minimum ratio of 5 ppm clay to 1ppm product.

**Subsequent Dose:** When microbial control is evident, add 0.75 to 7.5 fluid ounces (of (this product) (Product name)) (0.3 to 3 ppm on an active basis) per 1,000 gallons of water based upon system flow rates on a as needed basis to maintain control. Frequency of feed must be tied to an in-plant monitoring program for macro cowlng growth. Deactivation must be conducted prior to discharge from the system by using bentonite clay at a minimum ratio of 5 ppm clay to 1 ppm product.

*(Note to reviewer: Deactivation instructions must be used with any of the above Once Through directions for use.)*

**DEACTIVATION:** Use bentonite clay at the minimum ratio of 5 ppm clay to 1 ppm product. This product must be deactivated prior to discharge of the NPDES outfall. Do not apply this product more than 4 times a year.

#### OILFIELD INJECTION AND WASTE WATER

Additions of this product must be made with the proper type of metering pump equipment, suction (low pressure) side of pumping equipment or similar device. The product can be added to the system by slug, continuous or on an intermittent basis depending on the degree of system fouling. [(This product) (Product name)] must be added to the water handling system at a point of uniform mixing such as the area of addition of makeup water to the holding tank.

#### Method of Application:

1. **Continuous Injection:** Add ((this product) (Product name)) at 30 ppm (77 fluid ounces (of (this product) (Product name)) per 1000 gallons of water) when system is noticeably fouled. When microbial control is evident, add ((this product) (Product name)) at 15 ppm (40 fluid ounces (of (this product) (Product name)) per 1000 gallons of water) to maintain control.
2. **Batch Treatment:** Add ((this product) (Product name)) at 180 ppm (230 fluid ounces (of (this product) (Product name)) per 1000 gallons of water) over a period of 4 – 6 hours one or more times per week when the system is noticeably fouled. When microbial control is evident, add ((this product) (Product name)) at 90 ppm (115 fluid ounces (of (this product) (Product name)) per 1000 gallons of water) over a period of 4 – 6 hours one or more time per week.

#### GAS PRODUCTION AND TRANSMISSION PIPELINE AND SYSTEMS *(Not for use in CA)*

#### GAS PRODUCTION AND TRANSMISSION PIPELINES AND SYSTEMS

For the control of sulfate-reducing bacteria and slime forming bacteria, [(this product) (Product name)] must be added to a gas production or transmission pipeline via direct injection at a point where uniform and maximum distribution will occur.

#### GAS STORAGE WELLS AND SYSTEMS

Treat individual injection wells with [(this product) (Product name)] to produce an effective concentration of 65-1000 ppm (active) when diluted by the water present in the formation. Injection should take place before gas is injected. Update treatment rate as needed. [(This product) (Product name)] must be diluted by the water present in the formation. Injection may be repeated yearly or as needed to maintain control

#### PIPELINE PIGGING AND SCRAPING OPERATIONS

Add [(this product) (Product name)] to slug of water immediately following the scraper (keep the water volume to a minimum and contained between the scraper and the following pig). Add an effective concentration to produce 75 – 500 ppm depending on the length of the pipeline and the severity of the biofouling.

300442

## DRILLING, COMPLETION AND WORKOVER FLUIDS SYSTEMS

Add to the fluid system at a point of uniform mixing such as circulating mud tank. Initial treatment: 65 – 1000 ppm (active) added to a freshly prepared fluid. Maintenance dosage: 65 – 1000 ppm so as to maintain control.

### PACKER FLUIDS

Add to a packer fluid at a point of uniform mixing such as a circulating holding tank at a rate of 65 – 1000 ppm (active per 100 barrels of fluid) to a freshly prepared fluid depending on the severity of contamination. Seal the fresh packer fluid in the wall between the casing and the production tube.

### HYDROTESTING

Treat water used to hydrotest pipelines or vessels at 65 – 1000 ppm active depending on the water quality and length of time the equipment will remain idle.

## DIRECTIONS FOR ALTERNATE CONTAINERS/DELIVERY SYSTEMS

### AUTOMATED DILUTION SYSTEM (DILUTION SYSTEMS TRADE NAME)

**INSTRUCTIONS:** Remove [(cap) (spray nozzle)] from empty container. Fill empty container with a newly prepared use-solution. Replace [(cap) (spray nozzle)]. Place correct use-dilution label on newly filled container.

### BAG-IN BOX CONTAINERS

**How to use this package:** This package is designed to be used with dilution control systems only. Open package and connect to dispense according to directions on the box.

**TRIGGER SPRAYERS:** Fill bottle from dispenser. Apply to surfaces according to directions above.

**MOP BUCKETS:** Fill bucket from dispenser. Set up "Wet Floor" signs. Mop floor surfaces as specified in directions above.

**PACKETS** (For pre-measured tear open packets)

**For Disinfection:** (Simply) (Tear) open and pour contents into 5 gallons of water. Keep packets in box until ready to use.

(OR)

Pour contents of (6 oz) (3.5 oz.) packet into 5 gallons of water. Keep packets in box until ready to use.

**For Sanitizer:** (Simply) (Tear) open and pour contents into 5 gallons of water. Keep packets in box until ready to use.

(OR)

Pour contents of (2 oz) packet into 5 gallons of water. Keep packets in box until ready to use.

### REFILLS

**To Refill Concentrate From Large Containers Into Smaller Containers:** [(This product) (Product name)] may be used to fill and refill clean, properly labeled containers for dilution elsewhere within your facility. Make sure the small container has been cleaned, dried and properly labeled according to state and local regulations. Also make sure other items (funnels or hand pumps) are properly cleaned and dried. To refill, [(simply pour) (pump product)] from the larger container directly into the smaller one being careful not to spill any product. Keep both containers sealed when not in use.

31642

*(Note to reviewer: The title and first statement of this section must appear on every label, followed by the appropriate Storage and Disposal section. Brackets [ ] indicate that one option within the brackets MUST be used in the final label text. Each option within the brackets is enclosed in a set of parenthesis ( ). All "Notes" are only for reviewers and will not be included on label.)*

## STORAGE AND DISPOSAL

Do not contaminate water, food, or feed by storage and disposal.

*(FOR USE ON NON-REFILLABLE CONTAINERS WITH HOUSEHOLD/RESIDENTIAL USES)*

**PESTICIDE DISPOSAL/CONTAINER HANDLING/CONTAINER DISPOSAL:** Non-refillable container. Store only in original container in areas inaccessible to children. Triple rinse container. Do not reuse empty container. Wrap (container) and put in trash or offer for recycling if available.

*(FOR USE ON NON-REFILLABLE CONTAINERS WITH INSTITUTIONAL/COMMERCIAL/INDUSTRIAL)*

*(Note: To be used with either Nonpublic health or Public health uses in this section.)*

*(Note: For use on containers greater than one gallon)*

**PESTICIDE STORAGE:** Open dumping is prohibited. Store only in original container. Do not reuse empty container. If a leaky container must be contained within another, mark the outer container to identify the contents. Store pesticides away from food, pet food, feed, seed, fertilizers, and veterinary supplies. Keep [(this product) (Product Name)] under locked storage sufficient to make it inaccessible to children or persons unfamiliar with its proper use.

*(Note: For use on containers greater than one gallon)*

**PESTICIDE DISPOSAL:** Pesticide wastes are acutely hazardous. Improper disposal of excess pesticide, spray mixture or rinsate is a violation of Federal Law. If these wastes cannot be disposed of by use according to label instructions, contact your State Pesticide or Environmental Control Agency, or the Hazardous Waste Representative at the nearest EPA Regional Office for guidance.

**CONTAINER DISPOSAL:** *(Note: Only one of the following Container Disposal paragraphs will be used, depending on packaging type.)*

Non-refillable container. Do not reuse this container to hold materials other than pesticides or diluted pesticides (rinsate). Offer for recycling if available or puncture and dispose in a sanitary landfill, or by other procedures approved by state and local authorities. If rinsate cannot be used, follow pesticide disposal instructions.

*(Note: Several of our customers' packaging options are sealed containers or bottles designed to reduce worker exposure to the concentrate. None of these can be triple rinsed because they are closed sealed containers. The following text will be used on these non-refillable sealed container types only.)*

Nonrefillable container. Do not reuse or refill this container. Wrap empty container and put in trash.

*(Note: The following text will be used on the BAG in BOX container types only. No Residue Removal instructions are used when BAG in BOX container disposal instructions is used.)*

**BAG in BOX CONTAINER DISPOSAL:** Completely empty bag into application equipment. Then offer for recycling if available or dispose of in a sanitary landfill, or by incinerations, or by other procedures allowed by state and local authorities.

*(Note: For use on containers of one gallon or less. The following replaces the above "Pesticide Storage" "Pesticide Disposal" and "Container Disposal" directions in the INSTITUTIONAL/COMMERCIAL/INDUSTRIAL section.)*

**CONTAINER DISPOSAL/PESTICIDE STORAGE:** Non-refillable container. Store only in original container. Do not reuse empty container. Store pesticides away from food, pet food, feed, seed, fertilizers, and veterinary supplies. Keep [(This product) (Product Name)] under locked storage sufficient to make it inaccessible to children or persons unfamiliar with its proper use. Triple rinse as follows: Fill container ¼ full with water and reclose the container. Agitate vigorously and dispose of rinsate. Repeat two more times. Wrap (container) and put in trash or offer for recycling if available.

*(FOR USE ON REFILLABLE CONTAINERS)*

*(Note: The following text must be used on all refillable containers greater than five gallons.)*

Cleaning the container before final disposal is the responsibility of the person disposing of the container. Cleaning before refilling is the responsibility of the refiller.

**PESTICIDE STORAGE:** Open dumping is prohibited. Store only in original container. If a leaky container must be contained within another, mark the outer container to identify the contents. Store pesticides away from food, pet food, feed, seed, fertilizers, and veterinary supplies. Keep [(this product) (Product Name)] under locked storage sufficient to make it inaccessible to children or persons unfamiliar with its proper use.

**PESTICIDE DISPOSAL:** Pesticide wastes are acutely hazardous. Improper disposal of excess pesticide, spray mixture or rinsate is a violation of Federal Law. If these wastes cannot be disposed of by use according to label instructions, contact your State Pesticide or Environmental Control Agency, or the Hazardous Waste Representative at the nearest EPA Regional Office for guidance.

*(Note to Reviewer: Only one of the following paragraphs will be used for Residue Removal/Container Disposal on all refillable and non-refillable INSTITUTIONAL/COMMERCIAL/Industrial labels.)*

*(Note: For containers up to and including 5 gallons)*

**RESIDUE REMOVAL INSTRUCTIONS:** Triple rinse container (or equivalent) promptly after emptying. Triple rinse as follows: Fill the container ¼ full with water and recap. Shake for 10 seconds. Follow Pesticide Disposal instructions for rinsate disposal. Drain for 10 seconds after the flow begins to drip. Repeat this procedure two more times.

*(For containers greater than 5 gallons with Industrial/Commercial Non-public Health Uses)*

**RESIDUE REMOVAL INSTRUCTIONS:** To clean the container before final disposal, empty remaining contents from this container into application equipment or a mix tank. Empty remaining contents into application equipment or a mix tank. Fill the container ¼ full with water. Replace and tighten closures. [(Tip container on its side and roll it back and forth, ensuring at least one complete revolution for 30 seconds) (Agitate vigorously or recirculate water for 30 seconds)]. Stand the container on its end and tip it back and forth several times. Turn the container over onto its other end and tip it back and forth several times. Empty the rinsate into application equipment or a mix tank or store rinsate for later use or disposal. Repeat this procedure two more times.

*(For containers greater than 5 gallons with Industrial/Commercial Public Health Uses)*



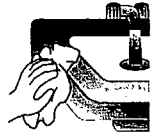
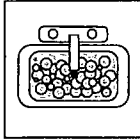

**RESIDUE REMOVAL INSTRUCTIONS:** To clean the container before final disposal, triple rinse as follows: Fill container ¼ full with water. [(Tip container on its side and roll it back and forth, ensuring at least one complete revolution for 30 seconds) (Agitate vigorously or recirculate water for 30 seconds)]. Stand the container on its end and tip it back and forth several times. Turn the container over its other end and tip it back and forth several times. Follow Pesticide Disposal instructions for rinsate disposal. Repeat this procedure two more times.

*(For containers up to and including 5 gallons – Refillable containers only.)*

**CONTAINER HANDLING/RESIDUE REMOVAL:** Refillable container. Refill this container with [(this brand) (This product) (Product Name) (pesticide)] only. Do not reuse this container for any other purpose. Cleaning the container before final disposal is the responsibility of the person disposing of the container. Cleaning before refilling is the responsibility of the refiller. To clean the container before final disposal, empty the remaining contents from this container and store for disposal. Fill container ¼ full with water. Replace and tighten closures. Tip container on its side and roll it back and forth, ensuring at least one complete revolution, for 30 seconds. Stand the container on its end and tip it back and forth several times. Store rinsate for later disposal. Repeat this procedure two more times. Then offer for recycling if available or puncture and dispose of in a sanitary landfill or by incineration.

380412

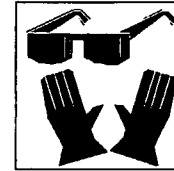
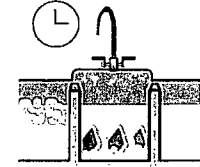
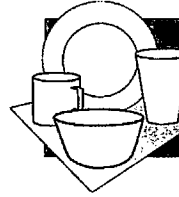
(Note to Reviewer: These icons have been requested by our customers and will appear on the label with the appropriate directions.)



**WARNING**  
**AVISO**

CHILDREN CAN FALL INTO BUCKET AND DROWN  
KEEP CHILDREN AWAY FROM BUCKETS WITH EVEN A SMALL AMOUNT OF WATER

Niños pueden caer adentro de el balde y ahogarse.  
Retire los niños de el balde aunque solamente tenga un poco de agua



**DISINFECTANT**



**DESINFECTANTE**

**KSA**  
**KOSHER**

390412

**6-OUNCE PACKET LABEL TO BE USED WITH MASTER  
CONTAINER LABEL**

MIX EACH PACKET WITH 5 GALLONS OF WATER  
FOR USE AS A HOSPITAL DISINFECTANT

**MAQUAT 705-M**

E.P.A. Reg. No. 10324-177 E.P.A. Est. No. 10324-IL-1

NET CONTENTS: 6 FLUID OZ.

**ACTIVE INGREDIENTS:**

Octyl Decyl Dimethyl Ammonium Chloride .....	1.50%
Didecyl Dimethyl Ammonium Chloride.....	0.75%
Diocetyl Dimethyl Ammonium Chloride .....	0.75%
Alkyl (C <sub>14</sub> , 50%; C <sub>12</sub> , 40%; C <sub>16</sub> , 10%) dimethyl benzyl ammonium chloride .....	2.00%
<b>INERT INGREDIENTS:</b> .....	<u>95.00%</u>
<b>TOTAL</b> .....	<b>100.00%</b>

**KEEP OUT OF REACH OF CHILDREN**

**DANGER                      PELIGRO**

SEE OUTER CONTAINER FOR PRECAUTIONARY STATEMENTS  
AND USE DIRECTIONS

DISPOSAL: Do not reuse container. Wrap and put in trash collection.

**MASON CHEMICAL COMPANY**

**"THE QUATERNARY SPECIALISTS"**



721 W. Algonquin Road  
Arlington Heights, IL 60005

847-290-1621

Toll Free:  
1-800-362-1855

**3.5-OUNCE PACKET LABEL TO BE USED WITH MASTER  
CONTAINER LABEL**

MIX EACH PACKET WITH 5 GALLONS OF WATER  
FOR USE AS A GENERAL DISINFECTANT

**MAQUAT 705-M**

E.P.A. Reg. No. 10324-177 E.P.A. Est. No. 10324-IL-1

NET CONTENTS: 3.5 FLUID OZ.

**ACTIVE INGREDIENTS:**

Octyl Decyl Dimethyl Ammonium Chloride .....	1.50%
Didecyl Dimethyl Ammonium Chloride .....	0.75%
Diocetyl Dimethyl Ammonium Chloride .....	0.75%
Alkyl (C <sub>14</sub> , 50%; C <sub>12</sub> , 40%; C <sub>16</sub> , 10%) dimethyl benzyl ammonium chloride .....	2.00%
<b>INERT INGREDIENTS:</b> .....	<u>95.00%</u>
<b>TOTAL</b> .....	<b>100.00%</b>

**KEEP OUT OF REACH OF CHILDREN**

**DANGER                      PELIGRO**

SEE OUTER CONTAINER FOR PRECAUTIONARY STATEMENTS  
AND USE DIRECTIONS

DISPOSAL: Do not reuse container. Wrap and put in trash collection.

**MASON CHEMICAL COMPANY**

**"THE QUATERNARY SPECIALISTS"**



721 W. Algonquin Road  
Arlington Heights, IL 60005

847-290-1621

Toll Free:  
1-800-362-1855

400412



**TWO-OUNCE PACKET LABEL TO BE USED WITH MASTER  
CONTAINER LABEL**

MIX EACH PACKET WITH 1 GALLON OF WATER  
FOR USE AS A NON FOOD CONTACT SANITIZER

**MAQUAT 705-M**

E.P.A. Reg. No. 10324-177 E.P.A. Est. No. 10324-IL-1

NET CONTENTS: 2 FLUID OZ.

**ACTIVE INGREDIENTS:**

Octyl Decyl Dimethyl Ammonium Chloride .....	1.50%
Didecyl Dimethyl Ammonium Chloride.....	0.75%
Diocetyl Dimethyl Ammonium Chloride .....	0.75%
Alkyl (C <sub>14</sub> , 50%; C <sub>12</sub> , 40%; C <sub>16</sub> , 10%) dimethyl benzyl ammonium chloride .....	2.00%
<b>INERT INGREDIENTS:</b> .....	<b>95.00%</b>
<b>TOTAL</b> .....	<b>100.00%</b>

**KEEP OUT OF REACH OF CHILDREN**

**DANGER PELIGRO**

SEE OUTER CONTAINER FOR PRECAUTIONARY STATEMENTS  
AND USE DIRECTIONS

DISPOSAL: Do not reuse container. Wrap and put in trash collection.

**MASON CHEMICAL COMPANY**

**"THE QUATERNARY SPECIALISTS"**



721 W. Algonquin Road  
Arlington Heights, IL 60005

847-290-1621

Toll Free:  
1-800-362-1855

**TRIGGER SPRAYER LABEL**

THE PRODUCT IN THIS CONTAINER IS DILUTED AS  
DIRECTED ON THE PESTICIDE PRODUCT LABEL.

**MAQUAT 705-M**

E.P.A. Reg. No. 10324-177 E.P.A. Est. No. 10324-IL-1

**ACTIVE INGREDIENTS:**

Octyl Decyl Dimethyl Ammonium Chloride .....	1.50%
Didecyl Dimethyl Ammonium Chloride .....	0.75%
Diocetyl Dimethyl Ammonium Chloride .....	0.75%
Alkyl (C <sub>14</sub> , 50%; C <sub>12</sub> , 40%; C <sub>16</sub> , 10%) dimethyl benzyl ammonium chloride .....	2.00%
<b>INERT INGREDIENTS:</b> .....	<b>95.00%</b>
<b>TOTAL</b> .....	<b>100.00%</b>

**KEEP OUT OF REACH OF CHILDREN**

**DANGER PELIGRO**

SEE OUTER CONTAINER FOR PRECAUTIONARY STATEMENTS,  
FIRST AID AND USE DIRECTIONS

The contents of this container have been prepared by the user to  
a (insert ppm #) PPM solution.

It is a violation of Federal Law to use this product in a manner  
inconsistent with its labeling. Follow Directions for Use on the  
pesticide label when mixing and applying this product.

**MASON CHEMICAL COMPANY**

**"THE QUATERNARY SPECIALISTS"**



721 W. Algonquin Road  
Arlington Heights, IL 60005

847-290-1621

Toll Free:  
1-800-362-1855

**NOT FOR RESALE**

410442

## SECONDARY CONTAINER LABEL

(Note to Reviewer: This secondary container label will be used only when the product is diluted in accordance with the use directions.)

# MAQUAT 705-M

E.P.A. Reg. No. 10324-177 E.P.A. Est. No. 10324-IL-1

The product in this container is diluted as directed on the pesticide product label.

### ACTIVE INGREDIENTS:

Octyl Decyl Dimethyl Ammonium Chloride ..... 1.50%  
Didecyl Dimethyl Ammonium Chloride..... 0.75%  
Dioctyl Dimethyl Ammonium Chloride ..... 0.75%  
Alkyl (C<sub>14</sub>, 50%; C<sub>12</sub>, 40%; C<sub>16</sub>, 10%)  
dimethyl benzyl ammonium chloride ..... 2.00%

INERT INGREDIENTS:.....95.00%  
TOTAL .....100.00%

**KEEP OUT OF REACH OF CHILDREN**

**DANGER**

### PRECAUTIONARY STATEMENTS

#### HAZARDS TO HUMANS AND DOMESTIC ANIMALS

Corrosive. Causes irreversible eye damage and skin burns. Harmful if swallowed, inhaled or absorbed through the skin. Avoid breathing spray mist. Do not get in eyes, on skin or on clothing. Wear goggles or face shield and rubber gloves and protective clothing when handling. Wash thoroughly with soap and water after handling and before eating, drinking, chewing gum, using tobacco or using the toilet. Remove contaminated clothing and wash clothing before reuse.

Follow the directions for use on the pesticide label when applying this product.

## MASON CHEMICAL COMPANY

"THE QUATERNARY SPECIALISTS"

721 W. Algonquin Road  
Arlington Heights, IL 60005

847-290-1621

Toll Free:

1-800-362-1855



47204112