

10324-160

5/3/2012

1 of 14

UNITED STATES ENVIRONMENTAL PROTECTION AGENCY  
WASHINGTON, D.C. 20460



United States  
Environmental Protection  
Agency

Office of Pesticide Programs

Mrs. Elizabeth Tannehill,  
Mason Chemical Company,  
721 W. Algonquin Road,  
Arlington Height, Ill. 60005

MAY -3 2012

Subject:	Product Name:	Maquat 2420-TNT
	EPA Reg. No.:	10324-160
	Notification Date:	April 2, 2012
	EPA Receipt Date:	April 5, 2012
	Submission #:	814809

Dear Mrs. Tannehill,

This letter acknowledges receipt of your notification submitted under the provision of the Federal Insecticide, Fungicide and Rodenticide Act. (FIFRA) section 3(c)9 and PR Notice 98-10.

**Proposed Notification for Maquat 2420-TNT**

- Add new graphics

**General Comments**

Based on a review of the submitted materials, your application for pesticide notification of your products is acceptable. A copy of your notification has been placed in our records for future reference.

Should you have any questions or comments concerning this letter, please contact Velma Noble PM team 31 at (703) 308-6233 or Jamil Mixon at (703) 308-8032.

Sincerely,

Velma Noble,  
Product Manager, Team 31  
Regulatory Management Branch  
Antimicrobials Division (7510P)

2014



United States  
Environmental Protection Agency  
Washington, DC 20460

<input type="checkbox"/>	Registration
<input type="checkbox"/>	Amendment
<input checked="" type="checkbox"/>	Other

OPP Identifier Number

### Application for Pesticide - Section I

1. Company/Product Number 10324-160	2. EPA Product Manager Noble	3. Proposed Classification <input checked="" type="checkbox"/> None <input type="checkbox"/> Restricted
4. Company/Product (Name) Maquat 2420 TNT	PM# 31	
5. Name and Address of Applicant (Include ZIP Code) Mason Chemical Company 721 W. Algonquin Rd. Arlington Heights, IL 60005 <input type="checkbox"/> Check if this is a new address	6. Expedited Review. In accordance with FIFRA Section 3(c)(3)(b)(i), my product is similar or identical in composition and labeling to: EPA Reg. No. _____ Product Name _____	

### Section - II

<input type="checkbox"/> Amendment - Explain below.	<input checked="" type="checkbox"/> Final printed labels in response to Agency letter dated _____
<input type="checkbox"/> Resubmission in response to Agency letter dated _____	<input type="checkbox"/> "Me Too" Application.
<input checked="" type="checkbox"/> Notification - Explain below.	<input type="checkbox"/> Other - Explain below.

**Explanation:** Use additional page(s) if necessary. (For section I and Section II.)

We are adding new graphics on page 10 and correcting Storage and Disposal section.

This notification is consistent with the provisions of PR Notice 95-2 and EPA regulations at 40 CFR 152.46, and no other changes have been made to the labeling or the confidential statement of formula of this product. I understand that it is a violation of 18 U.S.C. Sec. 1001 to willfully make any false statement to EPA. I further understand that if this notification is not consistent with the terms of PR Notice 95-2 and 40 CFR 152.46, this product may be in violation of FIFRA and I may be subject to enforcement action and penalties under sections 12 and 14 of FIFRA.

We feel this is a Notification and requires no fee payment. We understand the EPA will contact us with payment information, if needed, upon receipt of application.

Contact Information: Elizabeth (Liz) Tannehill, liz@maquat.com voice number 847-290-1621 fax number 847-290-1625

### Section - III

1. Material This Product Will Be Packaged In:				2. Type of Container	
Child-Resistant Packaging <input checked="" type="checkbox"/> Yes <input type="checkbox"/> No	Unit Packaging <input type="checkbox"/> Yes <input checked="" type="checkbox"/> No	Water Soluble Packaging <input type="checkbox"/> Yes <input checked="" type="checkbox"/> No		<input type="checkbox"/> Metal	<input checked="" type="checkbox"/> Plastic
				<input type="checkbox"/> Glass	<input type="checkbox"/> Paper
* Certification must be submitted				<input type="checkbox"/> Other (Specify) _____	
3. Location of Net Contents Information <input checked="" type="checkbox"/> Label <input checked="" type="checkbox"/> Container	4. Size(s) Retail Container 1 qt., 1 gal., 5 gal., 55 gal.	5. Location of Label Directions <input checked="" type="checkbox"/> On Label			
6. Manner in Which Label is Affixed to Product <input checked="" type="checkbox"/> Lithograph <input checked="" type="checkbox"/> Paper glued <input checked="" type="checkbox"/> Stenciled			<input type="checkbox"/> Other _____		

### Section - IV

1. Contact Point (Complete items directly below for identification of individual to be contacted, if necessary, to process this application.)		
Name Elizabeth Tannehill	Title Regulatory Manager	Telephone No. (Include Area Code) 847-290-1621
<b>Certification</b> I certify that the statements I have made on this form and all attachments thereto are true, accurate and complete. I acknowledge that any knowingly false or misleading statement may be punishable by fine or imprisonment or both under applicable law.		6. Date Application Received (Stamped)
2. Signature 	3. Title Regulatory Manager	
4. Typed Name Elizabeth Tannehill	5. Date 4/2/12	



# MASON CHEMICAL COMPANY

**"The Quaternary Specialists"**

April 2, 2012

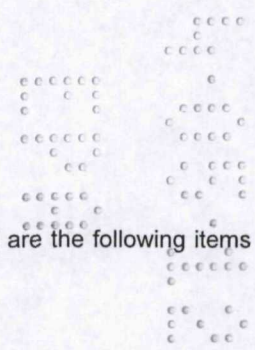
Velma Noble  
Document Processing Desk (AMEND)  
Office of Pesticide Programs (7510C), PM31  
U.S. Environmental Protection Agency  
Room S4900, One Potomac Yard  
2777 S. Crystal Dr.  
Arlington, VA 22202

Subject: Maquat® 2420-TNT, 10324-160  
Notification

Dear Velma:

We are adding new graphics to our labels via notification per PR Notice 98-10. Enclosed are the following items for this notification for Maquat® 2420-TNT, 10324-160:

1. Application/Notification form with Notification Statement
2. One (1) copy of label



Per PR Notice 98-10, Item II (H), "Symbols and graphics may be used in conjunction with and in close proximity to explanatory label text, provided that they do not substitute for or conflict with label text, and are not false or misleading".

We are adding graphics to this label per a customer request. Some of these applications represent application pattern and are in keeping with applications indicated in the directions for use. One of the other graphics indicates an American made product and one of the graphics indicated the container is made with recyclable material. None of these graphics are false or misleading with the already approved directions for use on this label.

In response to your letter dated 3/13/12, we have removed the image as requested.

In addition, we have corrected our Storage and Disposal section to add the qualifying statement "as well as Residue Removal section". We were having issues with the state regulatory agencies over this issue. We are also adding Pesticide Disposal instructions to the same section. This is based on recently reviewed labels and their instructions to change. We feel these changes should be included in the Notification action of this label as these are minor changes and do not change the intent of the label in any way.

**This is a notification and does NOT require a fee.**

If you have any questions or issues concerning this action, please do not hesitate to contact me at 800-362-1855 or liz@maquat.com. Your assistance with this submission is greatly appreciated.

Very truly yours,

MASON CHEMICAL COMPANY

Elizabeth Tannehill

Enclosures



**MASON CHEMICAL COMPANY**  
 "The Quaternary Specialists"

721 W. Algonquin Road | Arlington Heights, IL 60005 | 847-290-1621 or 800-362-1855

E.P.A. Reg. No. 10324-160  
 E.P.A. Est. No. 10324-IL-1

# MAQUAT® 2420 TNT

Net Contents: (Batch)/(Lot) No (Manufacturing Date):

## PRECAUTIONARY STATEMENTS

### HAZARDS TO HUMANS AND DOMESTIC ANIMALS

**DANGER. Keep Out of Reach of Children.** Corrosive. Causes irreversible eye damage and skin burns. May be fatal if inhaled. Harmful if absorbed through the skin. Harmful if swallowed. Avoid breathing spray mist. Do not get into eyes, on skin or on clothing. Wear goggles or face shield and rubber gloves and protective clothing when handling. Wash thoroughly with soap and water after handling and before eating, drinking, using tobacco or using the toilet. Remove contaminated clothing and wash clothing before reuse.

*(If container is 5 gallons or larger the following statement must appear on the label.)*

### ENVIRONMENTAL HAZARD

This pesticide is toxic to fish and aquatic invertebrates. Do not discharge effluent containing this product into lakes, streams, ponds, estuaries, oceans or other waters unless in accordance with the requirements of a National Pollutant Discharge Elimination System (NPDES) permit and the permitting authority has been notified in writing prior to discharge. Do not discharge effluent containing this product into sewer systems without previously notifying the local sewage treatment plant authority. For guidance contact your State Water Board or Regional Office of the EPA.

*(If container is less than 5 gallons use the following environmental hazard)*

### ENVIRONMENTAL HAZARD

[(This product (Product Name)) is toxic to fish.

### PHYSICAL OR CHEMICAL HAZARDS

Do not mix with oxidizers, anionic soaps and detergents.

**DO NOT MIX WITH CHLORINE, BLEACH, AMMONIA CLEANERS OR OTHER HOUSEHOLD CHEMICALS.**

(Or)

**CHEMICAL HAZARDS: NEVER USE WITH CHLORINE PRODUCTS.** Can react to give chlorine gas. If this occurs, flush toilet to remove chemicals and leave the area. Do not return for half an hour. Ventilate if possible. Never use or mix with other cleaners or chemicals. Do not use on any surface that can be damaged by acidic materials. Many surfaces are not resistant to acid.

**PELIGRO: SI NO PUEDE LEER EN INGLES, PREGUNTE A SU SUPERVISOR SOBRE LAS INSTRUCCIONES DE USO APROPIADAS ANTES DE TRABAJAR CON ESTE PRODUCTO.**

**DANGER: IF YOU CANNOT READ ENGLISH, ASK YOUR SUPERVISOR TO EXPLAIN THE APPROPRIATE DIRECTIONS FOR USE BEFORE WORKING WITH THIS PRODUCT.**

*(Note to Reviewer: This information has been verified per DOT regulations. It is NOT required to be on the label but is being requested by a customer.)*

### TRANSPORTATION INFORMATION

**DOT Hazard Class:** 8, Corrosive

**DOT Proper Shipping Name:** Disinfectant Liquid Corrosive (Quaternary Ammonium Compound), 8, UN1903, PGI1

Bathroom Cleaner Disinfectant  
 Disinfectant Bowl and Bathroom Cleaner (Showers, Sinks, Tubs, Washrooms, Toilet Bowls)  
 One-Step Cleaner Disinfectant Ready-To-Use  
 Antibacterial, Anti-Microbial Tub and Tile Cleaner  
 Cleaner -Disinfectant - Virucide\* (Product of USA) (Made in the USA)

### ACTIVE INGREDIENTS:

Didecyl Dimethyl Ammonium Chloride..... 0.30  
 Alkyl (C<sub>14</sub>, 50%; C<sub>12</sub>, 40%; C<sub>16</sub>, 10%) dimethyl benzyl ammonium chloride..... 0.20%  
**INERT INGREDIENTS:**..... 99.50%  
**TOTAL**..... 100.00%

## KEEP OUT OF REACH OF CHILDREN

# DANGER PELIGRO

See left (back) (side) (right) panel (of label) (below) for additional precautionary statements and first aid statements.

### FIRST AID

Have the product container or label with you when calling a poison control center or doctor, or going for treatment.

**IF ON SKIN OR CLOTHING:** Take off contaminated clothing. Rinse skin immediately with plenty of water for 15-20 minutes. Call a poison control center or doctor for treatment advice.

**IF IN EYES:** Hold eye open and rinse slowly and gently with water for 15-20 minutes. Remove contact lenses, if present, after the first 5 minutes, then continue rinsing eye. Call a poison control center or doctor for treatment advice.

**IF INHALED:** Remove person to fresh air. If person is not breathing, call 911 or an ambulance, then give artificial respiration, preferably mouth-to-mouth, if possible. Call a poison control center or doctor for further treatment advice.

**IF SWALLOWED:** Call a poison control center or doctor immediately for treatment advice. Have person sip a glass of water if able to swallow. Do not induce vomiting unless told to do so by a poison control center or doctor. Do not give anything by mouth to an unconscious person.

**NOTE TO PHYSICIAN:** Probable mucosal damage may contraindicate the use of gastric lavage.

4014

**MARKETING CLAIMS**

(Note to reviewer: Brackets [ ] indicate that one option within the brackets MUST be used in the final label text. Each option within the brackets is enclosed in a set of parenthesis ( ).  
 [(This product) (Product Name) (Maquat® 2420 TNT)] [(is for use in) (when used as directed) (can be used) (is formulated to disinfect) (is formulated for use)] on ((washable) hard, non-porous (inanimate) (environmental) (bathroom) (restroom) (washroom) surfaces in:

- Hospitals
- Medical and dental offices and clinics
- Medical research facilities
- Recovery rooms
- USDA inspected food-processing facilities
- Poultry and turkey farms
- EMS & fire facilities
- Home healthcare institutions
- Restaurants
- Cafeterias
- Supermarkets
- Retail and wholesale establishments
- Shopping malls
- Video stores
- Laundry mats
- Food establishments
- Donut shops
- Pizza parlors
- Funeral homes
- Courthouses
- Prisons
- Penitentiaries
- Bus stations
- Laboratories
- Business and office buildings
- Transportation terminals
- Travel rest areas
- Dormitories
- Colleges
- Community colleges
- Athletic facilities
- Exercise rooms
- Health clubs
- Massage/facial salons
- Barber/beauty shops (salons)
- Museums
- Post offices
- Banks
- Movie houses
- Campgrounds
- Picnic facilities
- Sports arenas,
- Stadiums
- Zoos
- Automotive garages
- Ships
- Mobile homes
- Trains
- Cruise lines
- Public transportation
- Nursing homes
- Physician offices
- Patient care rooms & facilities
- Emergency Rooms
- Farms (dairy, hog, equine)
- Meat/poultry processing plants
- Day care centers and nurseries
- Life care retirement communities
- Bars
- Fast food operations
- Convenience stores
- Department stores
- Gift shops
- Bookstores
- Auto repair centers
- Coffee shops
- Bagel stores
- Liquor stores
- Police stations
- Municipal government buildings
- Jails
- Correctional institutions
- Train stations
- Factories
- Hotels and motels
- Public restrooms
- Institutions
- Schools
- Churches
- Universities
- Locker rooms
- Gyms, and gymnasiums
- Health spas
- Hair/nail/pedicure salons
- Tattoo parlors
- Art galleries
- Performance/theater centers
- Libraries
- Bowling alleys
- Recreational facilities
- Public parks
- Sports complexes
- Veterinary clinic
- Pet shops
- Boats
- Campers
- Buses
- Airplanes.
- Airline terminals

(Note to reviewer: Text appearing in parenthesis or brackets is done to show optional text).  
 (Note to reviewer: The Table of Contents will not be on any label. This is for our customer's reference only. The page numbers will change when the label changes.)

Description	Page No.
Organism Guide	2
Marketing Claims	2
Disinfection	5
General	6
Hospital/Healthcare	7
Restroom/Bathroom	9
Fungicidal/Deodorization	9
Other	9

**ORGANISM LIST**

(Note to reviewer: Brackets [ ] indicate that one option within the brackets MUST be used in the final label text. Each option within the brackets is enclosed in a set of parenthesis ( ).  
 (Note: For reference use only. This is a list of all organisms covered by this label. Please see appropriate Directions for Use for proper use dilution.)

**DISINFECTION PERFORMANCE IN INSTITUTIONS (Hospitals, Dental Offices, Nursing Homes, and Other Health Care Institutions) AND NON-MEDICAL FACILITIES (Households, Schools, Restaurants, Food Services, Beverage, Food Processing Plants and Other Non-Medical Facilities):** [(This product) (Product Name)] is bactericidal according to the AOAC Use Dilution Test method on hard, non-porous (inanimate) (environmental) surfaces modified in the presence of 5% organic serum against:

- Corynebacterium ammoniagenes* (ATCC 6872)
- Enterobacter aerogenes* (ATCC 13048)
- Escherichia coli* (ATCC 11229)
- Klebsiella pneumoniae* (ATCC 4352)
- Proteus mirabilis* (ATCC 9240)
- Pseudomonas aeruginosa* (ATCC 15442)
- Salmonella enterica* (ATCC 10708)
- Salmonella typhi* (ATCC 6539)
- Serratia marcescens* (ATCC 14756)
- Shigella dysenteriae* (ATCC 11835)
- Staphylococcus aureus* (ATCC 6538)
- Community Acquired Methicillin Resistant *Staphylococcus aureus* (Genotype 300) (CA-MRSA 300)
- Streptococcus pyogenes* (ATCC 19615)

**VIRUCIDAL \* PERFORMANCE:** [(This product) (Product Name)] was evaluated in the presence of 5% serum and found to be effective against the following viruses on hard, non-porous (inanimate) (environmental) surfaces:

- Human Immunodeficiency virus type 1*
- Herpes simplex virus type 1*
- Herpes simplex virus type 2*
- Influenza A (H1N1) virus*
- Norovirus (Norwalk-like virus) (Feline Calicivirus)*

**FUNGICIDAL PERFORMANCE:** [(This product) (Product Name)] was found to be an effective against the following on hard, non-porous (inanimate) (environmental) surfaces:

- Trichophyton mentagrophytes* (ATCC 9533)

(Note to Reviewer: Text appearing in parenthesis or brackets is done to show optional text).

**[[BATHROOM (RESTROOM) (WASHROOM) CLAIMS:**

Removes [(rust) (soap scum) (calcium deposits) (all hard water stains)].

Easily removes soap scum, hard water stains, and dirt.

Specially formulated to attack soap scum, hard water stains and dirt.

Cuts through tough soap scum (fast).

Dissolves tough soap scum on contact.

Prevents [(odors) (dirt) (soap scum) (build up)]. (Use this claim only with fragrance in product)

Tough on Soap Scum.

This product will not leave a grit or soap scum.

With all the news about germs and bacteria, just looking clean isn't good enough. This product does it all - cleans, disinfects and deodorizes your bathroom and toilet bowl, even under the rim. (Use this claim only with fragrance in product)

[[This product) (Product Name)] is a combination of effective cleaners, plus antibacterial disinfectants, so you can be sure your [(bowl) (bathroom)] is completely clean.

Effective. Cleans, shines and disinfects washable hard, non-porous (inanimate) (environmental) (bathroom) (restroom) surfaces and fixtures around the home, in schools, hospitals and other health care facilities and other public places.

Disinfects as it cleans.

Cleans and shines many hard, non-porous (inanimate) (environmental) surfaces outside the [(washroom) (bathroom) (restroom)] area.

[[This product) (Product Name)] is a cleaner, disinfectant and fungicide designed for daily use on all hard, nonporous (inanimate) (environmental) bathroom surfaces.

[[This product) (Product Name)] is an acid disinfectant (bathroom) (toilet bowl) (tub & tile) (shower) cleaner, especially formulated to kill many germs commonly found in hospital and industrial environments.

[[This product) (Product Name)] contains a high level of acid together with an acid compatible detergent system, which facilitates the easy removal of resistant stains and permits disinfectant action.

Leaves the whole bathroom smelling fresh and clean. (Use this claim only with fragrance in product)

Leaves toilet bowls sparkling clean.

Efficacy tests have demonstrated [(it) (this product) (Product Name)] to be an effective one-step (toilet bowl) (tub & tile) (shower) cleaner, disinfectant, and fungicide in the presence of organic soil (5% blood serum).

[[This product) (Product Name)] is designed to clean, disinfect and deodorize toilet bowls and urinals. (Use this claim only with fragrance in product)

[[This bowl cleaner) (This product) (Product Name)] is an effective cleaner, fungicide and disinfectant against odor causing bacteria.

Is an effective general purpose bowl cleaner and disinfectant against odor causing bacteria.

Cleans entire bowl.

With daily use, [(this product) (insert product name)] will keep your shower clean.

Combines cleaning, disinfecting, and stain removal in one product. Cleans, removes stains and kill germs.

Disinfects, cleans away hard stains and rust.

Cleans the stains you see and the germs you can't.

Freshens toilet bowl.

Regular use of this product keeps toilet bowls sparkling white.

[[This product) (Product Name)] is excellent for brightening colored toilet bowls.

Whitens bowl.

Dissolves porous lime deposits and urine stains.

Removes bowl ring build up.

Removes hard water stains.

Resists hard water build-up.

Removes lime deposits.

Removes tough, stubborn stains.

Penetrates, breaks up and dissolves stains.

Dissolves stains.

Dissolves tough dirt (stains).

Eliminates tough grime (stains) and germs (bacteria).

The cationic detergent system of this product inhibits the acid corrosion of metal parts found around toilets bowls and urinals.

Effective formula kills many germs and quickly eliminates toilet rings, hard water stains, mineral deposits and rust stains, plus leaves a light fresh scent.

Will not harm plumbing and septic tanks.

Eliminates rust, lime, organic deposits and offensive odors.

For use in toilets (and) (or) (tub & tile) (shower) (dressing rooms) of food processing plants operating under USDA poultry, meat, rabbit, shell egg grading, and egg products inspection program.

For use in toilet bowls and urinals.

Recommended for use in hotels and motels, office buildings, schools, public buildings, restaurants or any commercial, institutional, or industrial building with lavatory facilities.

Cleans and disinfects entire [(bathroom) (restroom) (washroom)] including: showers, sinks, counters fixtures, tubs, floors, walls, exterior surfaces of toilets, glazed tile-chrome, and glazed porcelain. DO NOT USE ON MARBLE.

For all hard, non-porous (inanimate) (environmental) washroom surfaces.

Deodorizes - Freshens - No stale washroom odors. (Use this claim only with fragrance in product)

For all hard, non-porous (inanimate) (environmental) washroom surfaces such as washbowls, bathtubs, chrome fixtures, glazed tiles, shower stalls, exterior toilet surfaces, walls, floors, finished woodwork, mirrors.

[[Its) (This product's) (insert product name)] deep cleaning action penetrates tough soils including body oils and soap scum, yet it contains no harsh abrasives.

**GENERAL [(HOUSEHOLD) (OTHER) (BATHROOM) (RESTROOM) (WASHROOM)] CLAIMS:**

Leaves a brilliant shine and a fresh, clean scent. (Use this claim only with fragrance in product)

Leaves [(your) (the)] bathroom in (insert use site) with a fresh and clean scent. (Use this claim only with fragrance in product)

60914

(Note to Reviewer: Text appearing in parenthesis or brackets is done to show optional text).

[(This product) (Product Name)] is a (clear) (blue) (red) (yellow) (green), viscous liquid and has a distinctive, fresh fragrance. (Use this claim only with fragrance in product)

Fresh Clean Scent. (Use this claim only with fragrance in product)

Leaves a clean fresh scent. (Use this claim only with fragrance in product)

Combination of cleaning and freshening.

Leaves surfaces nice and shiny.

[(This product) (Product Name)] thoroughly cleans, shines, disinfects and deodorizes. (Use this claim only with fragrance in product)

With [(this product) (Product Name)] you can be sure your home doesn't just look clean, it's microscopically clean. (Not for use in CA)

[(This product) (Product Name)] does it all – cleans, shines, deodorizes and disinfects for a complete clean. (Use this claim only with fragrance in product)

Cleans without leaving a dull residue behind.

Cleans without bleaching.

[(This product) (Product Name)] is a versatile and convenient disinfectant, cleaner for most washable, hard, non-porous surfaces.

An outstanding clean without irritating fumes or odors.

Cleans and disinfects without harsh fumes.

Cleans on contact.

Antibacterial Cleaning Power.

Removes [(and) (or)] cleans on hard, non-porous surfaces: Dirt, Grease, Grime, Food stains, Soap scum, Fingerprints, Tough soils, Crayon/pencil marks, Heel marks, Bathtub ring, Beverage stains, Outdoor grime, Cosmetics.

When used as directed, [(this product) (Product Name)] cleans, disinfects and deodorizes in one easy step. (Use this claim only with fragrance in product)

Disinfects as it clean.

Cleans off water spots.

When used as directed, [(this) (this product) (Product Name)] is a powerful cleaner, deodorizer and killer of dangerous (troublesome) bacteria. (Use this claim only with fragrance in product)

[(This product) (Product Name)] is a no-rinse disinfectant, fungicide and cleaner that disinfects, cleans and deodorizes in one labor-saving step. (Use this claim only with fragrance in product)

Antibacterial.

Kills common household bacteria such as *Staphylococcus aureus* (Staph), *Salmonella enterica* (*Salmonella*), and *Escherichia coli* (*E. coli*).

When used as directed, [(this product) (Product Name)] exhibits effective disinfection against *Pseudomonas aeruginosa* (*Pseudomonas*), *Staphylococcus aureus* (Staph), and *Salmonella enterica* (*Salmonella*), (in addition to preventing odors caused by microorganisms).

Kills *Pseudomonas aeruginosa* (*Pseudomonas*), *Staphylococcus aureus* (Staph), and *Salmonella enterica* (*Salmonella*).

Kills HIV-1 (associated with AIDS).

[(This product) (Product Name)] is a concentrated disinfectant that is effective against a broad spectrum of bacteria, is virucidal\* and fungicidal, and eliminates odor causing bacteria when used as directed. (Use this claim only with fragrance in product) (OR)

[(This product) (Product Name)] is a one-step disinfectant that is effective against a broad spectrum of bacteria, is virucidal\* and fungicidal, and inhibits odors when used as directed. (Use this claim only with fragrance in product)

[(This product) (Product Name)] is an effective germicide disinfectant (containing 5000 ppm of active quaternary germicides making it) effective against a wide spectrum of microorganisms.

[(This product) (Product Name)] destroys many odors as it disinfects.

Stops odors right at the source by killing odor causing bacteria.

[(This product) (Product Name)] [(maximizes) (improves)] labor results by effectively controlling odors. (Use this claim only with fragrance in product)

Absorbs odors. (Use this claim only with fragrance in product)

Quickly eliminates rust, lime and uric acid deposits.

Leaves no streaks.

For the dirt you can see and the household germs you can't.

Repels dirt.

Attacks grime and germs.

Resists build up.

Is non-caustic.

Will not harm bacteria action of septic tanks.

Contains no abrasives, so it can't scratch surfaces.

Does not scratch surfaces.

Clings to surfaces.

Is not hard to rinse.

Convenient ready-to-use formulation requires no [(premixing) (diluting)].

Great for use in (insert use sites).

Great for use on hard, non-porous (inanimate) (environmental) surfaces located (insert use sites).

Perfect for use on (insert surfaces) in (insert use sites).

Effective disinfectant in the presence of 5% serum contamination.

For use on the following hard, non-porous surfaces:

Glazed ceramic bathroom tile, sinks, toilet bowls and surfaces, garbage cans, bathtubs, shower stalls, chrome and clear acrylic plastic fixtures, porcelain, Formica®, glazed ceramic tile floors.

For other hard, nonporous (inanimate) (environmental) surfaces, spot test in an inconspicuous area.

For disinfecting floors, walls, countertops, bathing areas, lavatories, garbage pails and other hard, non-porous (inanimate) (environmental) surfaces.

This [(container) (bottle)] is made of (x)% post-consumer recycled plastic.

Convenient Trigger Spray. (To be used on applicable container)

(Note to Reviewer: Text appearing in parenthesis or brackets is done to show optional text).

Easy to Use.

Economy size. (To be used on applicable container)

Cleans without bleaching.

Fewer products – no need for separate deodorizer.

Kills (99.9% of) (any disinfection organism listed) (above) (below) (on hard, non-porous (inanimate) (environmental) surfaces).

Kills (99.9% of) (common) (household) (institutional) (bathroom) germs (on (the) floor(s)).

Kills (99.9% of) (household) (institutional) (bathroom) bacteria –and/or– germs (that get tracked into your –or– home) (by shoes –and/or– pets –and/or– kids) (from outside) (every day).

Kills (99.9% of) (bathroom) (household) (institutional) bacteria (on (the) floor(s)) (ordinary soap can't).

Kills –and/or– (helps(s)) eliminate(s) –and/or– disinfects –and/or– destroy(s) –and/or– remove(s) –and/or– (help(s)) get(s) rid of –and/or– reduces –and/or– fights –and/or– effective against (99.9% of) (the) (common) (list use site/surface) (bacteria –and/or– viruses) –or– germs.

Kills –and/or– (helps(s)) eliminate(s) –and/or– disinfects –and/or– destroy(s) –and/or– remove(s) –and/or– (help(s)) get(s) rid of –and/or– reduces –and/or– fights –and/or– effective against (99.9% of) (the) ((bacteria –and/or– viruses) (and other germs)) –or– germs ((commonly) found in –or– on (the) (list use site/surface)).

Kills –and/or– (helps(s)) eliminate(s) –and/or– disinfects –and/or– destroy(s) –and/or– remove(s) –and/or– (help(s)) get(s) rid of –and/or– reduces –and/or– fights –and/or– effective against (99.9% of) (the) ((bacteria –and/or– viruses) (and other germs)) –or– germs ((commonly) found on (the) (list use site/surface) surfaces your kids –and/or– pets (may) touch every day).

Kills –and/or– (helps(s)) eliminate(s) –and/or– disinfects –and/or– destroy(s) –and/or– remove(s) –and/or– (help(s)) get(s) rid of –and/or– reduces –and/or– fights –and/or– effective against (99.9% of) (common) (household) ((bacteria –and/or– viruses) (and other germs)) –or– germs (on) (from) (your) (children's) toys).

Kills –and/or– (helps(s)) eliminate(s) –and/or– disinfects –and/or– destroy(s) –and/or– remove(s) –and/or– (help(s)) get(s) rid of –and/or– reduces –and/or– fights –and/or– effective against (99.9% of) (list disinfectant organism) ((commonly) found –in/or– on (the) (list use site/surface)). (“Influenza” can only be used when Influenza A virus listed)

Kills –and/or– (helps(s)) eliminate(s) –and/or– disinfects –and/or– destroy(s) –and/or– remove(s) –and/or– (help(s)) get(s) rid of –and/or– reduces –and/or– fights –and/or– effective against (99.9% of) (the) flu (influenza) virus ((commonly) found –in/or– on (the) (list use site/surface)). (“Influenza” can only be used when Influenza A virus listed)

Kills –and/or– (helps(s)) eliminate(s) –and/or– disinfects –and/or– destroy(s) –and/or– remove(s) –and/or– (help(s)) get(s) rid of –and/or– reduces –and/or– fights –and/or– effective against (99.9% of) (common) (household) (season) (household) ((bacteria –and/or– viruses) (and other germs)) –or– germs (this season –or– flu season).

(Kills) (Eliminate(s)) (Remove(s)) (Get(s) rid of) (99.9% of) (the) germs –and/or– bacteria –and/or– viruses (in your home –and/or– (office –or– work (place) (area) (environment)) (school) (classroom) (bathroom)).

\*Respiratory illnesses attributable to Pandemic 2009 H1N1 are caused by Influenza A virus. [(This product) (Product Name) (Product Name)] is a broad-spectrum hard surface

disinfectant that has been shown to be effective against (Influenza A virus tested and listed on the label) and is expected to inactivate all Influenza A viruses including Pandemic 2009 H1N1 (formerly called swine flu).

\*[(This product) (Product Name)] has demonstrated effectiveness against Influenza A virus and is expected to inactivate all Influenza A viruses including Pandemic 2009 H1N1 (formerly called swine flu).

\*[(This product) (Product Name)] has demonstrated effectiveness against (influenza A virus tested and listed on the label) and is expected to inactivate all Influenza A viruses including Pandemic 2009 H1N1 (formerly called swine flu).

\*Kills Pandemic 2009 H1N1 Influenza A virus (formerly called swine flu).

\*Kills Pandemic 2009 H1N1 Influenza A virus.

[(This product) (Product Name)] has passed the Virucidal\* Efficacy of a Disinfectant for Use on Inanimate Environmental Surfaces utilizing Influenza A (H1N1) virus.

[(This product) (Product Name)] has demonstrated effectiveness against Influenza A (H1N1) virus.

[(This product) (Product Name)] kills Influenza A (H1N1) virus.

Kill Influenza A virus (H1N1) on pre-cleaned environmental surfaces.

Kills (H1N1) Influenza A (Flu) virus.

Kills (insert virus name from approved organism listing for this product).

Kills Athlete's Foot fungus on bathroom surfaces.

[(This product) (Product Name)] is an effective fungicide against Trichophyton mentagrophytes (the athlete's foot fungus) when used on surfaces in areas such as locker rooms, dressing rooms, shower and bath areas, exercise facilities.

**FUNGICIDAL ACTIVITY:** [(This product) (Product Name)] is effective against Trichophyton mentagrophytes (athlete's foot fungus) (a cause of Ringworm) (a cause of Ringworm of the foot) on inanimate surfaces in locker rooms, dressing rooms, shower and bath areas and exercise facilities.

**DIRECTIONS FOR USE**

(Note to reviewer: Brackets [ ] indicate that one option within the brackets MUST be used in the final label text. Each option within the brackets is enclosed in a set of parenthesis ( ).)

(Note to reviewer: The following statement will be used on all labels.)

It is a violation of Federal Law to use [(this product) (Product Name)] in a mar inconsistent with its labeling.

(Note to reviewer: The following statement will be used on all labels with applicable use sites – ie, kitchens and food processing areas.)

Before using [(this product) (Product Name)], food products and packaging materials must be removed from the room or carefully protected. Do not use [(this product) (Product Name)] to clean or disinfect utensils, glassware, dishes or interior surfaces of appliances.

**DISINFECTION PERFORMANCE IN INSTITUTIONS (Hospitals, Dental Offices, Nursing Homes, and Other Health Care Institutions) AND NON-MEDICAL FACILITIES (Households, Schools, Restaurants, Food Services, Dairies, Farms, Beverage, Food Processing Plants and Other Non-Medical Facilities):** Using EPA approved test methods for germicides (under Good Laboratory Practices (GLP) in 5% organic soil and a 10-minute contact time, [(this product) (Product Name)] kills the following on hard, non-porous (inanimate) (environmental) surfaces:



(Note to Reviewer: Text appearing in parenthesis or brackets is done to show optional text).

[(This product) (Product Name)] is bactericidal according to the AOAC Use Dilution Test method on hard, non-porous (inanimate) (environmental) surfaces, toilets and urinals, modified in the presence of 5% organic soil with a ten-minute contact time against the following organisms:

**EFFECTIVE AGAINST:**

- Corynebacterium ammoniagenes*
- Enterobacter aerogenes*
- Escherichia coli*
- Klebsiella pneumoniae*
- Proteus mirabilis*
- Pseudomonas aeruginosa*
- Salmonella enterica*
- Salmonella typhi*
- Serratia marcescens*
- Shigella dysenteriae*
- Staphylococcus aureus*
- Community Associated Methicillin Resistant *Staphylococcus aureus* (CA-MRSA)
- Streptococcus pyogenes*

**VIRUCIDAL \* PERFORMANCE:** [(This product) (Product Name)] was evaluated and found to be effective in the presence of 5% organic soil against the following viruses on hard, non-porous (inanimate) (environmental) surfaces of toilets and urinals. Treated surfaces must remain wet for 10 minutes. For heavily soiled areas, a preliminary cleaning is required.

**VIRUCIDAL \* PERFORMANCE:** [(This product) (Product Name)] was evaluated in the presence of 5% organic soil with a 10-minute contact time and found to be effective against the following viruses on hard, non-porous (inanimate) (environmental) surfaces of toilets and urinals:

**EFFECTIVE AGAINST:**

- Human Immunodeficiency Virus type 1*
- Herpes simplex virus type 1*
- Herpes simplex virus type 2*
- Influenza A (H1N1) virus*
- Norovirus (Norwalk-like virus) (Feline Calicivirus)*

**FUNGICIDAL ACTIVITY:** [(This product) (Product Name)] was evaluated in the presence of 5% organic soil with a 10-minute contact time and found to be effective against the following on hard, non-porous (inanimate) (environmental) surfaces:

**EFFECTIVE AGAINST:**

- Trichophyton mentagrophytes* (ATCC 9533)

**FOR GENERAL DISINFECTION:** Remove heavy soil and gross filth prior to disinfecting. Apply use product [(using) (with)] a brush, cloth, mop, sponge, auto scrubber or foam gun (device) or mechanical spray device ((hand pump) coarse pump or trigger spray device), [(thoroughly wetting surfaces) (until thoroughly wet)]. For sprayer applications, spray 6-8 inches from surface. Do not breathe spray. Rub with brush, cloth, or sponge. [(Allow surfaces to remain wet) (Let stand)] for 10 minutes.

[(Then wipe) (Rinse thoroughly with water) (Rinse) (Wipe up excess liquid (with a paper towel))]. Do not allow to dry on surface. Change cloth, sponge or towels frequently to avoid redeposition of soil. Replace product when it becomes visibly [(diluted) (soiled) (dirty)].

**FOR USE AS A ONE-STEP CLEANER/DISINFECTANT:**

- Pre-clean heavily soiled areas.
- Apply [(this product) (Product Name)] to hard, non-porous (inanimate) (environmental) surfaces using a brush, cloth, mop, sponge, auto scrubber or foam gun (device) or mechanical spray device ((hand pump) coarse pump or trigger spray device), [(thoroughly wetting surfaces) (until thoroughly wet)]. For sprayer applications, spray 6-8 inches from surface. Do not breathe spray. Rub with brush, cloth, or sponge.
- [(Allow surfaces to remain wet) (Let stand)] for 10 minutes.
- [(Then wipe) (Rinse thoroughly with water) (Rinse) (Wipe up excess liquid (with a paper towel))]. Do not allow to dry on surface.
- Change cloth, sponge or towels frequently to avoid redeposition of soil.
- Replace product when it becomes visibly [(diluted) (soiled) (dirty)].

**TO DISINFECT (AND DEODORIZE):** Pre-clean first to remove gross filth and he soil. [(Apply) (Spray)] [(product) (solution) (this product) (Product name)] using a brush, cloth, mop, sponge, auto scrubber or foam gun (device) or mechanical spray device ((hand pump) coarse pump or trigger spray device), [(thoroughly wetting surfaces) (until thoroughly wet)]. For sprayer applications, spray 6-8 inches from surface. Do not breathe spray. Rub with brush, cloth, or sponge. [(Allow surfaces to remain wet) (Let stand)] for 10 minutes. [(Then wipe) (Rinse thoroughly with water) (Rinse) (Wipe up excess liquid (with a paper towel))]. Do not allow to dry on surface. Change cloth, sponge or towels frequently to avoid redeposition of soil. Replace product when it becomes visibly [(diluted) (soiled) (dirty)].

**FOR DISINFECTING HARD, NON-POROUS (INANIMATE) (ENVIRONMENTAL) SURFACES AGAINST AVIAN INFLUENZA A VIRUS:** For use in homes, hospitals, hotels, motels, schools and other non-animal use sites, follow the **INSTITUTIONAL DISINFECTANT/VIRUCIDAL \* DIRECTIONS**.

**HOSPITAL/HEALTH CARE/INSTITUTIONAL**

(Note for reviewer: For labels that list medical premises and metal and/or stainless steel surfaces, one of the following FDA/EPA Memorandum of Understanding statements must be used) [(This product) (Product Name)] is not to be used as a terminal sterilant/high-level disinfectant on any surface or instrument that (1) is introduced directly into the human body, either into or in contact with the bloodstream or normally sterile areas of the body, or, (2) contacts intact mucous membranes but which does not ordinarily penetrate the blood barrier or otherwise enter normally sterile areas of the body. [(This product) (Product Name)] may be used to pre-clean or decontaminate critical or semi-critical medical devices prior to sterilization or high-level disinfection.

[(Or) (This product) (Product Name)] is not for use on Medical device surfaces) (Not for use on medical devices or medical equipment surfaces)].

**INSTITUTIONAL DISINFECTANT/VIRUCIDAL \* DIRECTIONS (Hospitals, Dental Offices, Nursing Homes, and Other Health Care Institutions):** For heavily soiled areas, a preliminary cleaning is required. For disinfecting hard, non-porous (inanimate) (environmental) surfaces such as floors, walls, countertops, bathing areas, lavatories, bed frames, tables, chairs, garbage pails and other hard, non-porous (inanimate) (environmental) surfaces, apply [(this product) (Product Name)] with a brush, cloth, mop, sponge, auto scrubber or foam gun (device) or mechanical spray device ((hand

(Note to reviewer: Text appearing in parenthesis or brackets is done to show optional text).

pump) coarse pump or trigger spray device), [(thoroughly wetting surfaces) (until thoroughly wet)]. For sprayer applications, spray 6-8 inches from surface. Do not breathe spray. Rub with brush, cloth, or sponge. [(Allow surfaces to remain wet) (Let stand)] for 10 minutes. [(Then wipe) ( Rinse thoroughly with water) ( Rinse) (Wipe up excess liquid (with a paper towel))]. Do not allow to dry on surface. Change cloth, sponge or towels frequently to avoid redeposition of soil. Replace product when it becomes visibly [(diluted) (soiled) (dirty)].

**\*KILLS HIV ON PRECLEANED ENVIRONMENTAL SURFACES/OBJECTS PREVIOUSLY SOILED WITH BLOOD/BODY FLUIDS** in health care settings or other settings in which there is an expected likelihood of soiling of hard nonporous (inanimate) (environmental) surfaces/objects with blood or body fluids and in which the surfaces/objects likely to be soiled with blood or body fluids can be associated with the potential for transmission of human immunodeficiency virus Type I (HIV-1) (associated with AIDS).

**"SPECIAL INSTRUCTIONS FOR CLEANING AND DECONTAMINATION AGAINST HIV-1 ON SURFACES/OBJECTS SOILED WITH BLOOD/BODY FLUIDS."**

**Personal Protection:** [(Specific barrier protection items to be used when handling items soiled with blood or body fluids are disposable latex gloves, gowns, masks, and eye protection) (Clean up must always be done wearing protective latex gloves, gowns, masks and eye protection)].

**Cleaning Procedure:** Blood and other body fluids (containing HIV-1) must be thoroughly cleaned from hard, non-porous (inanimate) (environmental) surfaces and objects before application of [(the disinfectant) (this product) (Product Name)].

**Disposal of Infectious Materials:** Blood and other body fluids, cleaning materials and clothing must be autoclaved and disposed of according to federal, state and local regulations for infectious waste disposal.

**Contact Time:** Leave treated surface wet for 10 ten minutes with undiluted solution.

**SURGICAL INSTRUMENT PRESOAK:** Place pre-cleaned instruments in solution to presoak surgical instruments for a minimum of 10 minutes, then proceed with normal sterilization procedure. Replace solution when solution becomes visibly [(diluted) (soiled) (dirty)].

**Note:** Plastic instruments can remain immersed until sterilization. Metal instruments must be removed after 10 minutes, rinsed, dried, and kept in a clean non-contaminated receptacle until sterilization. Prolonged soaking will cause damage to metal instruments. Sterilization of all instruments must take place before using.

**ULTRASONIC BATH DISINFECTANT/FUNGICIDAL DIRECTIONS:** Pre-clean heavily soiled objects. Use [(this product) (Product Name)] to disinfect hard non-porous (inanimate) (environmental) non-critical objects compatible with Ultrasonic cleaning units. Pour [(fresh solution) (this product) (Product Name) (1 to 2 ounces)] directly into bath chamber. Place objects into unit and operate for a minimum of 10 minutes (according to manufacturers' use directions). Remove objects and [(wash) (rinse)] with sterile water (for injection). Replace solution when solution becomes visibly [(diluted) (soiled) (dirty)].

**FOR DISINFECTING/FUNGICIDAL ON HARD, NON-POROUS (INANIMATE) (ENVIRONMENTAL) (FIBERGLASS) BATH AND THERAPY EQUIPMENT:** To remove body oils, dead tissue, soil and all other buildups or organic matter on hard nonporous (inanimate) (environmental) surfaces after using the unit, drain the water and refill with fresh water to just cover the intake valve. Add 1 to 2 ounces of [(this product) (Product Name)] in the unit at this point. Briefly start the pump to circulate the solution.

Turn off pump. Wash down the unit sides, seat of the chair lift, and any/all related equipment with a clean swab, brush or sponge. [(Product to surface contact time must be at least) (Treated surfaces must remain wet for)] 10 minutes for proper disinfection. After the unit has been thoroughly disinfected, drain solution from the unit and rinse any/all cleaned/disinfected surfaces with fresh water. The unit is ready for reuse.

**CLEANING AND DISINFECTING HARD, NON-POROUS (INANIMATE) (ENVIRONMENTAL) SURFACES ON PERSONAL PROTECTIVE EQUIPMENT (RESPIRATORS):** Pre-clean equipment if heavily soiled to ensure proper surface contact. Apply [(product) (this product) (Product Name)] to hard, non-porous (inanimate) (environmental) surfaces of the respirator with a brush, cloth, mop, sponge, auto scrubber or foam gun (device) or mechanical spray device (hand pump) coarse pump or trigger spray device), [(thoroughly wetting surfaces) (until thoroughly wet)]. For sprayer applications, spray 6-8 inches from surface. Do not breathe spray. Rub with brush, cloth, or sponge. [(Allow surfaces to remain wet) (Let stand)] for 10 minutes. [(Then wipe) ( Rinse thoroughly with water) ( Rinse) (Wipe up excess liquid (with a paper towel))]. Do not allow to dry on surface. Change cloth, sponge or towels frequently to avoid redeposition of soil. Replace product when it becomes visibly [(diluted) (soiled) (dirty)]. The user must comply with all OSHA regulations for cleaning respiratory protective equipment (29 CFR § 1910.134).

**RESTROOM/BATHROOM**

**TOILET BOWL (AND URINAL) (& BATHROOM) DISINFECTION/CLEANER DIRECTIONS**

(Note to reviewer: The following statement will be used on all labels with bathroom use disinfection directions.)

Remove gross filth prior to disinfection.

**GENERAL CLEANING OF TOILET BOWL:** [(Apply) (Open cap) (Squeeze gently, directing)] 1 to 2 ounces of [(bowl cleaner) (solution) (this product) (Product Name)] under the rim and on sides of bowl (inside only). Brush clean and flush toilet. (Close cap). Rinse brush with clean water. Do not allow solution to remain on surfaces without immediately rinsing thoroughly with water.

(Or)

Empty toilet bowl and apply [(bowl cleaner) (solution) (this product) (Product Name)] to exposed surfaces including under the rim with a cloth, mop, sponge, brush or swab thoroughly and allow to stand for 10 minutes and flush. Do not allow product to remain on surfaces longer than 10 minutes.

**FOR USE AS A BOWL CLEANER/DISINFECTANT IN TOILET BOWLS (AND URINALS):**

1. Empty toilet bowls by forcing water through the trap.
2. Apply 1 to 2 oz of [(bowl cleaner) (solution) (this product) (Product Name)] to exposed hard nonporous (inanimate) (environmental) surfaces in toilet bowls and urinals.
3. Swab entire surface area especially under the rim.
4. Allow entire surface to remain wet for ten (10) minutes.
5. Flush toilet and rinse swab applicator thoroughly. Change cloth or sponge frequently to avoid redeposition of soil.
6. Refill toilet bowl or urinal with water. Do not allow product to dry on surface. (Or use alternate directions)

**TOILET BOWLS/URINALS:** Clean by applying [(bowl cleaner) (solution) (this product) (Product Name)] around the bowl and up under the rim. Stubborn stains may require brushing. To disinfect, first preclean to remove heavy soil, then remove or expel the residual bowl water over the inner trap. Pour in 1 to 2 oz. of [(solution) (this product) (Product Name)] to thoroughly cover surfaces. Swab the bowl completely using a scrub

110914

*(Note to Reviewer: Text appearing in parenthesis or brackets is done to show optional text).*

brush or mop, making sure to get under rim. Let stand for 10 minutes or overnight, then flush. Refill toilet bowl or urinal with water. Do not allow product to dry on surface.

**TOILET BOWL (AND URINAL) DISINFECTANT/CLEANER DIRECTIONS:** Empty toilet bowl or urinal of water and apply 1 to 2 ounces of [(bowl cleaner) (solution) (This product) (Product Name)] directly to exposed surfaces including under the rim. Brush or swab thoroughly with a brush, cloth, mop, sponge or mechanical spray device ((hand pump) coarse pump or trigger spray device) and allow solution to stand for 10 minutes and flush. For spray applications, spray 6-8 inches from surface and rub. Allow toilet bowl to fill with water. Do not allow product to dry on surface. Change cloth or sponge frequently to avoid redeposition of soil.

*(Or use alternate directions)*

**TO CLEAN AND DISINFECT TOILET BOWLS:** Flush toilet and use toilet mop to push water from the bowl over the trap. Press swab mop against bowl to remove excess water then saturate mop with 1 to 2 ounces of [(bowl cleaner) (solution) (This product) (Product Name)] while holding bottle and mop applicator over bowl. Swab bowl completely making sure to get under the rim. Let stand for 10 minutes then flush. Rinse applicator completely. Do not allow product to dry on surface.

*(Or use alternate directions)*

**TO DISINFECT TOILET BOWLS OR URINALS:** Flush and remove as much water as possible. Apply 1 to 2 ounces of [(bowl cleaner) (solution) (This product) (Product Name)] with swab and wipe around inside of bowl or urinal, including under the rim, on the sides and into the water. Wet thoroughly. Allow surface to remain wet 10 minutes. Flush and refill with water. Do not allow product to dry on surface. Change cloth or sponge frequently to avoid redeposition of soil.

*(Or use alternate directions)*

**TO DISINFECT TOILET BOWLS:** Remove water from bowl. [(Apply) (Squeeze)] 1 to 2 ounces of (bowl cleaner) [(This product) (Product Name)] onto bowl brush. Clean entire unit especially under the rim at water outlets. Allow surface to remain 10 minutes. Flush bowl and rinse bowl brush with clean water.

*(Or use alternate directions)*

**TO DISINFECT TOILET BOWLS:** To clean, simply squirt at least two ounces of [(bowl cleaner) (This product) (Product Name)] under the rim and around sides. Allow it to stand several minutes. Then scrub entire surface (especially under the rim) with a (bowl or toilet) (mop) (brush). Flush and rinse. To disinfect, use toilet [(mop) (brush)] to push water from the bowl over the trap. Squirt at least two ounces of [(bowl cleaner) (This product) (Product Name)] under the rim and around sides. Allow solution to remain in the bowl for 10 minutes after scrubbing. Flush to refill with water and rinse. Do not allow product to dry on surface.

*(Or use alternate directions)*

**TO DISINFECT TOILET BOWLS :**  
1. With swab applicator, remove water from bowl by forcing water over the trap.  
2. Press swab applicator against side of bowl to remove excess water.  
3. Apply 1 to 2 ounces of [(bowl cleaner) (This product) (Product Name)] to swab applicator, cloth, mop, sponge or directly to surface with mechanical spray device ((hand pump) coarse pump or trigger spray device). For spray applications, spray 6-8 inches from surface and rub. Do not breathe spray.  
4. Swab entire surface area especially under the rim.  
5. Allow entire surface to remain wet for ten (10) minutes.  
6. Flush toilet to refill with water and rinse swab applicator thoroughly. Do not allow product to dry on surface. Change cloth or sponge frequently to avoid redeposition of soil.

*(Or use alternate directions)*

**TO CLEAN AND DISINFECT URINALS:** Remove screens and strainers. Empty urinal of water. Squirt at least two ounces of [(bowl cleaner) (This product) (Product Name)] around edges and top. Allow product to flow down over surfaces. Allow it (product) to stand several minutes before scrubbing, then flush and rinse. To disinfect, allow product to remain in urinal at least 10 minutes after scrubbing. Do not allow product to dry on surface.

*(Or use alternate directions)*

**TO DISINFECT URINAL:**  
1. Empty urinal of water.  
2. Apply 1 to 2 ounces of [(bowl cleaner) (This product) (Product Name)] directly to urinal surfaces including water outlets area for general cleaning.  
3. Pour an additional of (1) ounce of product on applicator.  
4. Clean entire unit especially under rim at water outlets with applicator.  
5. Remove screen trap to deodorize drain and apply 1 ounce directly on edge and into drain.  
6. Wait 10 minutes, flush and rinse applicator. Do not allow product to dry on surface.

*(Or use alternate directions)*

**DISINFECTION AND CLEANING TOILET BOWLS AND URINALS:**  
1. With a swab mop applicator, remove water from bowl by forcing out trap.  
2. Press swab mop against side of bowl to remove excess water from applicator.  
3. Apply 1 to 2 oz of [(bowl cleaner) (This product) (Product Name)] evenly onto surface to be cleaned and disinfected.  
4. Swab entire surface area especially under the rim where outlets are located.  
5. Allow surface to remain wet on surfaces at least 10 minutes.  
6. Flush toilet and rinse applicator thoroughly. Do not allow product to dry on surface.  
7. Refill bowl with water.

*(Or)*

**TO [(CLEAN) (REMOVE)] [(STUBBORN STAINS) (URINE STAINS), (POROUS LIME DEPOSITS) (OR) (SCALE)] ON TOILETS:** Apply [(bowl cleaner) (This product) (Product Name)] directly on stain. Let it remain at least 15 minutes. Scrub then flush. Repeat if necessary. Do not allow product to dry on surface.

*(Or)*

**TO [(CLEAN) (REMOVE)] [(STUBBORN STAINS) (URINE STAINS), (POROUS LIME DEPOSITS) (OR) (SCALE)]:** Follow (name of disinfectant directions use to be inserted) directions, then apply more product to stained areas. Let stand for 15 minutes. Brush and flush. Repeat if necessary. Do not allow to dry on surface.

*(Or)*

**TO CLEAN WATERFREE (WATERLESS) URINALS:** Remove any debris from the bowl. Spray [(This product) (Product Name)] onto urinal surface. DO NOT spray product directly onto cartridge. Wipe surface to clean. Change cartridge as needed.

*(Or)*

**DEEP CLEANING/DISINFECTING WATERFREE (WATERLESS) URINALS:** Remove and properly dispose of cartridge according to manufacturer's directions. Deep clean or disinfect the entire urinal by applying 1 to 2 ounces of [(This product) (Product Name)] directly onto surface. (Brush) (scrub) surfaces and let solution stand for 10 minutes. Dry surface with a soft cloth. Do not pour excess or soiled water down waterless urinal trap.

*(Or)*

**TO CLEAN WATERFREE (WATERLESS) URINALS:** Remove any debris from the bowl. Spray 1 - 2 oz. of [(bowl cleaner) (This product) (Product Name)] onto urinal surface. DO NOT spray product directly onto cartridge. Wipe surface to clean. Change cartridge as needed. Do not allow product to dry on surface.

*(Or)*

**FOR HEAVY DUTY CLEANING:** Empty toilet bowl or urinal of water and apply 2-4 ounces of [(bowl cleaner) (This product) (Product Name)] to exposed surfaces including under the rim with a brush, cloth, mop, sponge, or mechanical spray device ((hand pump) coarse pump or trigger spray device). For spray applications, spray 6-8 inches from surface. Allow product to soak to aid in soil removal. Brush or swab thoroughly and allow

(Note to Reviewer: Text appearing in parenthesis or brackets is done to show optional text).

product to stand for 10 minutes and flush. Refill toilet bowl or urinal with water. Change cloth, sponge or towels frequently to avoid redeposition of soil. Do not allow product to dry on surface.

**TO DISINFECT TUBS, SHOWER STALLS, SINKS, FAUCETS:** [(Stream (undiluted product) (This product) (Product Name)) (Apply 1 to 2 ounces (of ((This product) (Product Name))) with brush, cloth or sponge)] directly onto hard nonporous (inanimate) (environmental) surfaces to be cleaned and disinfected so as to wet all hard nonporous (inanimate) (environmental) surfaces thoroughly. Wipe around with damp cloth or sponge. Allow surface to remain wet for at least 10 minutes. Change cloth, sponge or towels frequently to avoid redeposition of soil. Do not allow to dry on surface. Rinse thoroughly with water.

**FOR USE TO CLEAN AND DISINFECT SHOWER ROOMS, LOCKER ROOMS AND OTHER LARGE, OPEN AREAS WITH FLOOR DRAINS:**

1. Apply [(This product) (Product Name)] to floors, walls and ceilings making sure not to over spray. To disinfect, all hard nonporous (inanimate) (environmental) surfaces must remain wet for 10 minutes.
2. Scrub using a deck brush or other coarse material as necessary. Do not allow to dry on surface.
3. Rinse surfaces thoroughly and let air dry.

**Note:** Do not use [(This product) (Product Name)] to clean or disinfect glassware, utensils, dishes or interior surfaces of appliances.

**TO CLEAN/REMOVE SOAP SCUM:** [(Spray [(this product) (Product Name)] onto soils and wipe clean (with a dry paper towel or lint-free cloth)) (Just spray on and wipe off (with a dry paper towel or lint-free cloth))]. No scrubbing or rinsing necessary. (For best results, use a dry paper towel or lint-free cloth.) Repeat for heavily soiled areas. For stubborn stains or heavily soiled areas or tougher jobs, allow product to penetrate dirt ((and) (or) soap scum) before wiping. For best results, use [(This product) (Product Name)] regularly to prevent dirt and soap scum build up.

**TO CLEAN TOUGH STAINS:** Squeeze directly onto tough stains and/or surface, or onto damp sponge. Rub to wet all surfaces thoroughly. Rinse or wipe clean.

**FUNGICIDAL/DEODORIZATION**

**FUNGICIDAL PERFORMANCE:**

*Trichophyton mentagrophytes* (ATCC 9533)

**FUNGICIDAL ACTIVITY:** [(This product) (Product Name)] is effective against Trichophyton mentagrophytes (athlete's foot fungus) (a cause of Ringworm) (a cause of Ringworm of the foot) on hard nonporous (inanimate) (environmental) surfaces in the presence of 5% blood serum in locker rooms, dressing rooms, shower and bath areas and exercise facilities. Apply by cloth, sponge, mop, brush or mechanical spray device ((hand pump) coarse pump or trigger spray device). For spray applications, spray 6-8 inches from surface. Do not breathe spray. Saturate surfaces with this product. Treated surfaces must remain wet for 10 minutes. Do not allow to dry on surface. Rinse surfaces thoroughly. Repeat treatment every seven days or when new growth appears.

**FOR USE AS A (GENERAL) CLEANER AND/OR DEODORIZER:** Apply 1 ounce of [(This product) (Product Name)] to surfaces. Wipe surfaces. Do not allow to dry on surface. Rinse surfaces thoroughly. For heavy-duty use, add 2 fluid ounces per gallon of water to clean hard, non-porous (inanimate) (environmental) surfaces.

**OTHER USES**

**DISINFECTION/FUNGICIDE/MRUCIDE\* OF HARD, NON-POROUS (INANIMATE) (ENVIRONMENTAL) SURFACES IN WHIRLPOOL UNITS:** After using the whirlpool

unit, drain and add this product to just cover the intake valve. Briefly start the pump to circulate the product. Turn off the pump. Wash down the unit sides, seat of the chair, lift and (any) (all) other related equipment with a clean swab, brush or sponge. Treated surfaces must remain wet for 10 minutes. After the unit has been thoroughly disinfected, drain the solution from the unit and rinse any/all cleaned surfaces with fresh water. Repeat for heavy soiled units.

**DIRECTIONS FOR HOUSEHOLD USE**

**KITCHEN/BATHROOM/HOUSEHOLD CLEANING:** Apply 1-2 oz of [(This product) (Product Name)] with a brush, cloth, sponge, mop or mechanical spray device ((hand pump) coarse pump or trigger spray device) directly onto hard, non-porous (inanimate) (environmental) surface. For spray applications, hold container 6 inches to 8 inches from surface and spray until thoroughly wet. Wipe the soiled area clean. Do not allow to dry on surface. Rinse surfaces thoroughly. [(This product) (Product Name)] is not to be used on dishware, glasses or eating utensils. Change cloth, sponge or towels frequently to avoid redeposition of soil.

**DISINFECT/DEODORIZE:** To disinfect hard, non-porous (inanimate) (environmental) surfaces such as floors, walls, counters, sinks, tubs, toilets, glazed tile, exterior surfaces of appliances, refrigerators or freezers, microwave exteriors, stove tops and hot tables, garbage pails and faucets, apply 1-2 oz of [(This product) (Product Name)] with brush, cloth, sponge, mop or mechanical spray device (hand pump) coarse pump or trigger spray device). For spray applications, hold container 6 inches to 8 inches from surface and spray until thoroughly wet. Treated surface must remain wet for 10 minutes before wiping. For heavily soiled areas a pre-cleaning step is required. The pre-cleaning step must be done according to the instructions under Kitchen/Bathroom/Household Cleaning directions. Do not allow to dry on surface. (Rinse surfaces thoroughly) (Rinse with potable water after use on surfaces that come in contact with food). Change cloth, sponge or towels frequently to avoid redeposition of soil.

**DIRECTIONS FOR ALTERNATE CONTAINERS**

**TO OPEN CHILD RESISTANT CAP:** (Use fingernail or coin to) Pull back and push down rearmost ridge of spout. Push spout down following use.

**TRIGGER SPRAYERS:** Fill bottle from dispenser. Apply to surfaces according to directions above.

**MOP BUCKETS:** Fill bucket from dispenser. Set up "Wet Floor" signs. Mop floor surfaces as specified in directions above.


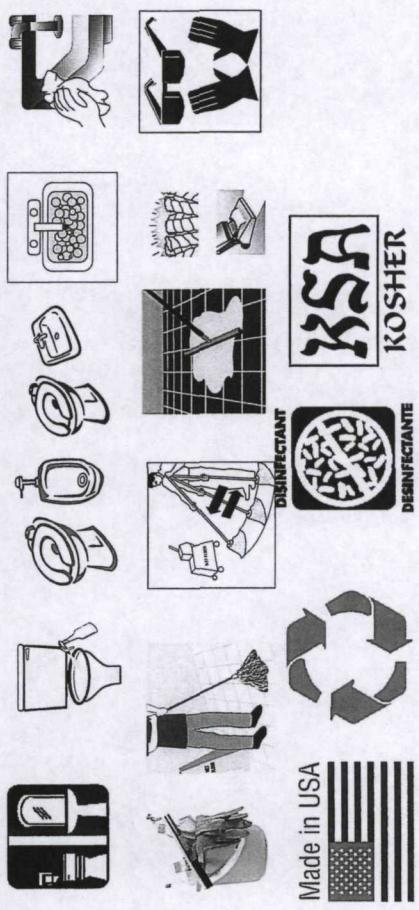
**REFILLS**

**To Refill Product From Large Containers Into Smaller Containers:** [(This product) (Product Name)] may be used to fill and refill clean, properly labeled application containers for use elsewhere within your facility. Make sure the small, ready-to-use container has been cleaned, dried and properly labeled. Also make sure other items (such as trigger spray tubes and heads, and funnels) are properly cleaned and dried. To refill, simply pour (or pump product) from the larger container directly into the smaller, being careful not to spill any product. Keep both containers sealed when not in use.


(Or)

**REFILL INSTRUCTIONS:** Fill [(trigger sprayer) (or) (pistol grip sprayer)] with [(This product) (Product Name)] undiluted. [(This product) (Product Name)] is ready to use.

**(Note to Reviewer: Text appearing in parenthesis or brackets is done to show optional text).**  
 (Note to Reviewer: These icons have been requested by our customers and will appear on the label with the appropriate directions.)



**(Note to Reviewer: These icons have been requested by our customers and will appear on the label with the appropriate formula fragrance.)**



**(Note to Reviewer:** Text appearing in parenthesis or brackets is done to show optional text).

**(Note to reviewer:** The title and first statement of this section must appear on every label, followed by the appropriate Storage and Disposal section. Only one statement in parenthesis in each section will be used. All "Notes" are only for reviewers and will not be included on label.)

### STORAGE AND DISPOSAL

Do not contaminate water, food, or feed by storage and disposal.

**(FOR USE ON NON-REFILLABLE CONTAINERS WITH HOUSEHOLD/RESIDENTIAL USES)**  
**PESTICIDE DISPOSAL/CONTAINER HANDLING/CONTAINER DISPOSAL:** Non-refillable container. Store only in original container in areas inaccessible to children. Triple rinse container. Do not reuse empty container. Wrap (container) and put in trash or offer for recycling if available.

**(FOR USE ON NON-REFILLABLE CONTAINERS WITH INSTITUTIONAL/COMMERCIAL/INDUSTRIAL)**

**(Note:** To be used with either Nonpublic health or Public health uses in this section. Only one statement in parenthesis will be used.)

**(Note:** For use on containers greater than one gallon)

**PESTICIDE STORAGE:** Open dumping is prohibited. Store only in original container. Do not reuse empty container. If a leaky container must be contained within another, mark the outer container to identify the contents. Store pesticides away from food, pet food, feed, seed, fertilizers, and veterinary supplies. Keep [(This product) (Product Name)] under locked storage sufficient to make it inaccessible to children or persons unfamiliar with its proper use.

**(Note:** For use on containers greater than one gallon)

**PESTICIDE DISPOSAL:** Pesticide wastes are acutely hazardous. Improper disposal of excess pesticide, spray mixture or rinsate is a violation of Federal Law. If these wastes cannot be disposed of by use according to label instructions, contact your State Pesticide or Environmental Control Agency, or the Hazardous Waste Representative at the nearest EPA Regional Office for guidance.

**CONTAINER DISPOSAL:** (Note: Only one of the following Container Disposal paragraphs will be used, depending on packaging type.)

Non-refillable container. Do not reuse this container to hold materials other than pesticides or diluted pesticides (rinsate). Offer for recycling if available or puncture and dispose in a sanitary landfill, or by other procedures approved by state and local authorities. If rinsate cannot be used, follow Pesticide Disposal instructions.

**(Note:** Several of our customers' packaging options are sealed containers or bottles designed to reduce worker exposure to the concentrate. None of these can be triple rinsed because they are closed sealed containers. The following text will be used on these non-refillable sealed container types only.)

Nonrefillable container. Do not reuse or refill this container. Wrap empty container and put in trash.

**(Note:** The following text will be used on non-refillable RTU container labels only.)

Nonrefillable container. Do not reuse or refill this container. Wrap empty container and put in trash.

**(Note:** The following text will be used on the BAG in BOX container types only No Residue Removal instructions are used when BAG in BOX container disposal instructions is used.)

**BAG in BOX CONTAINER DISPOSAL:** Completely empty bag into application equipment. Then offer for recycling if available or dispose of in a sanitary landfill, or by incinerations, or by other procedures allowed by state and local authorities.

**(Note:** For use on containers of one gallon or less. The following "Pesticide Storage" section replaces the above "Pesticide Storage" "Pesticide Disposal" and "Container Disposal" section as well as the Residue Removal Section.)

**CONTAINER DISPOSAL/PESTICIDE STORAGE/PESTICIDE DISPOSAL:** Non-refillable container. Pesticide wastes are acutely hazardous. Improper disposal of excess pesticide, spray mixture or rinsate is a violation of Federal Law. If these wastes cannot be disposed of by use according to label instructions, contact your State Pesticide or Environmental Control Agency, or the Hazardous Waste Representative at the nearest EPA Regional Office for guidance. Store only in original container. Do not reuse empty container. Store pesticides away from food, pet food, feed, seed, fertilizers, and veterinary supplies. Keep [(This product) (Product Name)] under locked storage sufficient to make it inaccessible to children or persons unfamiliar with its proper use. Triple rinse as follows: Fill container ¼ full with water and reclose the container. Agitate vigorously and

dispose of rinsate. Repeat two more times. Wrap (container) and put in trash or offer for recycling if available.

**(FOR USE ON REFILLABLE CONTAINERS)**

**(Note:** The following text must be used on all refillable containers greater than five gallons.)  
Cleaning the container before final disposal is the responsibility of the person disposing of the container. Cleaning before refilling is the responsibility of the refiller.

**PESTICIDE STORAGE:** Open dumping is prohibited. Store only in original container. If a leaky container must be contained within another, mark the outer container to identify the contents. Store pesticides away from food, pet food, feed, seed, fertilizers, and veterinary supplies. Keep [(This product) (Product Name)] under locked storage sufficient to make it inaccessible to children or persons unfamiliar with its proper use.

**PESTICIDE DISPOSAL:** Pesticide wastes are acutely hazardous. Improper disposal of excess pesticide, spray mixture or rinsate is a violation of Federal Law. If these wastes cannot be disposed of by use according to label instructions, contact your State Pesticide or Environmental Control Agency, or the Hazardous Waste Representative at the nearest EPA Regional Office for guidance.

**(Note to Reviewer:** Only one of the following paragraphs will be used for Residue Removal/Container Disposal on all refillable and non-refillable Industrial/Commercial/Industrial labels.)

**(Note:** For containers up to and including 5 gallons)

**RESIDUE REMOVAL INSTRUCTIONS:** Triple rinse container (or equivalent) promptly emptying. Triple rinse as follows: Fill the container ¼ full with water and recap. Shake for 10 seconds. Follow Pesticide Disposal instructions for rinsate disposal. Drain for 10 seconds after the flow begins to drip. Repeat this procedure two more times.

**(For containers greater than 5 gallons with Industrial/Commercial Non-public Health Uses)**

**RESIDUE REMOVAL INSTRUCTIONS:** To clean the container before final disposal, empty the remaining contents from this container into application equipment or a mix tank. Empty remaining contents into application equipment or a mix tank. Fill the container ¼ full with water. Replace and tighten closures. (Tip container on its side and roll it back and forth, ensuring at least one complete revolution for 30 seconds) (Agitate vigorously or recirculate water for 30 seconds). Stand the container on its end and tip it back and forth several times. Turn the container over onto its other end and tip it back and forth several times. Empty the rinsate into application equipment or a mix tank or store rinsate for later use or disposal. Repeat this procedure two more times.

**(For containers greater than 5 gallons with Industrial/Commercial Public Health Uses)**

**RESIDUE REMOVAL INSTRUCTIONS:** To clean the container before final disposal, triple rinse as follows: Fill container ¼ full with water. (Tip container on its side and roll it back and forth, ensuring at least one complete revolution for 30 seconds) (Agitate vigorously or recirculate water for 30 seconds). Stand the container on its end and tip it back and forth several times. Turn the container over its other end and tip it back and forth several times. Follow Pesticide Disposal instructions for rinsate disposal. Repeat this procedure two more times.

**(For containers up to and including 5 gallons)**

**CONTAINER HANDLING/RESIDUE REMOVAL:** Refillable container. Refill this container with (this brand) [(This product) (Product Name)] (pesticide) only. Do not reuse this container for any other purpose. Cleaning the container before final disposal is the responsibility of the person disposing of the container. Cleaning before refilling is the responsibility of the refiller. To clean the container before final disposal empty the remaining contents from this container and store for later disposal. Fill container ¼ full with water. Replace and tighten closures. Tip container on its side and roll it back and forth, ensuring at least one complete revolution, for 30 seconds. Stand the container on its end and tip it back and forth several times. Store rinsate for later disposal. Repeat this procedure two more times. Then offer for recycling if available or puncture and dispose of in a sanitary landfill or by incineration.