

10324-158

2/18/2014

Page 18 12



UNITED STATES ENVIRONMENTAL PROTECTION AGENCY
WASHINGTON, D.C. 20460

OFFICE OF
PREVENTION, PESTICIDES AND
TOXIC SUBSTANCES

Lisa M. Amadio
Regulatory Affairs Manager
Mason Chemical Company
721 W. Algonquin Rd.
Arlington Heights, IL 60005

FEB 18 2014

Subject: **Maquat 2420 TBD-9**
EPA Registration Number 10324-158
Notification Application Dated January 24, 2014
EPA Received Date January 27, 2014

Dear Ms. Amadio:

This will knowledge receipt of your notification, submitted under the provisions of FIFRA section 3c 9. Based on a review of the submitted material the following comment apply.

Proposed Amendment:

- Label updates

General Comments:

Based on a review of the material submitted, the following comment apply:

The notification is acceptable. A copy has been inserted in your file for future reference.

Should you have any questions or comments concerning this letter, please contact Drusilla Copeland at (703) 308-6224.

Sincerely

A handwritten signature in black ink, appearing to read "Velma Noble".

Velma Noble
Product Manager (31)
Regulatory Management Branch I
Antimicrobials Division (7510P)

2712

 <p>Environmental Protection Agency Washington, DC 20460</p>	United States <input type="checkbox"/> Registration <input type="checkbox"/> Amendment <input checked="" type="checkbox"/> Other	OPP Identifier Number
---	--	-----------------------

Application for Pesticide - Section I

1. Company/Product Number 10324-158	2. EPA Product Manager Velma Noble	3. Proposed Classification <input type="checkbox"/> None <input type="checkbox"/> Restricted
4. Company/Product (Name) Maquat 2420 TBD-9	PM# 31	
5. Name and Address of Applicant (Include ZIP Code) Mason Chemical Company 721 W. Algonquin Road Arlington Heights, IL 60005 <input type="checkbox"/> Check if this is a new address		6. Expedited Review. In accordance with FIFRA Section 3 (c) (3) (b) (i), my product is similar or identical in composition and labeling to: EPA Reg. No. _____ Product Name _____

Section - II

<input type="checkbox"/> Amendment - Explain below	<input type="checkbox"/> Final printed labels in response to Agency letter dated _____
<input type="checkbox"/> Resubmission in response to Agency letter dated _____	<input type="checkbox"/> "Me Too" Application.
<input checked="" type="checkbox"/> Notification - Explain below.	<input type="checkbox"/> Other - Explain below.

Explanation: Use additional Page(s) if necessary. (For section I and Section II)


Label Notification: 1) Make Spanish statements optional; 2) Add marketing statements for guarantee 3) Correct minor punctuation and 4) Add logo for American flag with text and 5) Deleting inappropriate graphics.

Contact: Lisa M. Amadio, lnamadio@pilotchemical.com, 224.404.2029 or Megan Pletka, mpletka@tsgusa.com, 202-828-8954.

Section - III

1. Material This Product Will Be Packaged In:			
Child-Resistant Packaging <input checked="" type="checkbox"/> Yes* <input type="checkbox"/> No	Unit Packaging <input type="checkbox"/> Yes <input checked="" type="checkbox"/> No If "Yes" Unit Packaging wgt. No. per Container	Water Soluble Packaging <input type="checkbox"/> Yes <input checked="" type="checkbox"/> No If "Yes" Unit Package wgt. No. Per Container	2. Type of Container <input type="checkbox"/> Metal <input checked="" type="checkbox"/> Plastic <input type="checkbox"/> Glass <input type="checkbox"/> Paper <input type="checkbox"/> Other (Specify) _____
3. Location of Net Contents Information <input checked="" type="checkbox"/> Label <input checked="" type="checkbox"/> Container		4. Size(s) Retail Container 1 qt., 1 gal., 5 gal., 55 gal.	5. Location of Label Directions <input checked="" type="checkbox"/> On Label <input checked="" type="checkbox"/> On Labeling accompanying product
6. Manner in Which Label is Affixed to Product <input type="checkbox"/> Lithograph <input checked="" type="checkbox"/> Paper glued <input checked="" type="checkbox"/> Stenciled <input type="checkbox"/> Other Plastic Sleeve/ Silk Screened			

Section - IV

1. Contact Point (Complete items directly below for identification of individual to be contacted if necessary to process this application):		
Name Lisa M. Amadio	Title Regulatory Affairs Manager	Telephone No. (Include Area Code) 224.404.2029
I certify that the statements which I have made on this form and all attachments are true, accurate and complete. I acknowledge that any knowingly false or misleading statement may be punishable by fine or imprisonment or both under applicable law.		6. Date Application Received (Stamped)
2. Signature 	3. Title Regulatory Affairs Manager	
4. Typed Name Lisa M. Amadio	5. Date 1-24-14	



MASON CHEMICAL COMPANY
"The Quaternary Specialists"

721 W. Algonquin Road | Arlington Heights, IL 60005 | 847-290-1621 or 800-362-1855.

EPA Reg. No. 10324-158
EPA Est. No.

MAQUAT® 2420 TBD-9

Net Contents: Batch No:

PRECAUTIONARY STATEMENTS

HAZARDS TO HUMANS AND DOMESTIC ANIMALS

DANGER. Keep out of reach of children. Corrosive. Causes irreversible eye damage and skin burns. Harmful if swallowed. Harmful if absorbed through the skin or inhaled. Avoid breathing spray mist. Do not get into eyes, on skin or on clothing. Wear goggles or face shield and rubber gloves and protective clothing when handling. Wash thoroughly with soap and water after handling and before eating, drinking, using tobacco or using the toilet. Remove contaminated clothing and wash clothing before reuse.

GENERAL PRECAUTION AND RESTRICTIONS: DO NOT MIX WITH CHLORINE, BLEACH, AMMONIA CLEANERS OR OTHER HOUSEHOLD CHEMICALS.

(If container is 5 gallons or larger the following statement must appear on the label.)

ENVIRONMENTAL HAZARD

This pesticide is toxic to fish, aquatic invertebrates, oysters, and shrimp. Do not discharge effluent containing this product into lakes, streams, ponds, estuaries, oceans or other waters unless in accordance with the requirements of a National Pollutant Discharge Elimination System (NPDES) permit and the permitting authority has been notified in writing prior to discharge. Do not discharge effluent containing this product into sewer systems without previously notifying the local sewage treatment plant authority. For guidance contact your State Water Board or Regional Office of the EPA.

PHYSICAL OR CHEMICAL HAZARDS

Do not mix with oxidizers, anionic soaps and detergents.

NEVER USE WITH CHLORINE PRODUCTS. Can react to give chlorine gas. If this occurs, flush toilet to remove chemicals and leave the area. Do not return for half an hour. Ventilate if possible. Never use or mix with other cleaners or chemicals. Do not use on any surface that can be damaged by acidic materials. Many surfaces are not resistant to acid.

(Note to Reviewer: The below statements are optional.)

PELIGRO: SI NO PUEDE LEER EN INGLES, PREGUNTE A SU SUPERVISOR SOBRE LAS INSTRUCCIONES DE USO APROPIADAS ANTES DE TRABAJAR CON ESTE PRODUCTO.

DANGER: IF YOU CANNOT READ ENGLISH, ASK YOUR SUPERVISOR TO EXPLAIN THE APPROPRIATE DIRECTIONS FOR USE BEFORE WORKING WITH THIS PRODUCT.

NOTIFICATION
Date Reviewed: 2/1/91
Reviewed By: [Signature]

Disinfects - Cleans - Deodorizes - *Virucidal
Acid Disinfectant Toilet Bowl Cleaner with Organic Soil Tolerance.
For Hospital, Institutional, Industrial, Commercial and Home Use.
Based on a Synergistic Combination of Quaternary Ammonium Compounds and an Acid Compatible Detergent System.
Removes Stains and Hard Water Deposits.
Safe for Septic Tanks.
Ready to Use.

ACTIVE INGREDIENTS:

Didecyl Dimethyl Ammonium Chloride	0.06%
Alkyl (C-14, 50%; C-12, 40%; C-16, 10%) dimethyl benzyl ammonium chloride	0.04%
INERT INGREDIENTS:	99.90%
TOTAL	100.00%

KEEP OUT OF REACH OF CHILDREN
DANGER PELIGRO
See left (back) (side) (right) panel (of label) (below) for additional precautionary statements and first aid statements.

FIRST AID

Have the product container or label with you when calling a poison control center or doctor, or going for treatment.
IF ON SKIN OR CLOTHING: Take off contaminated clothing. Rinse skin immediately with plenty of water for 15-20 minutes. Call a poison control center or doctor for treatment advice.
IF IN EYES: Hold eye open and rinse slowly and gently with water for 15-20 minutes. Remove contact lenses, if present, after the first 5 minutes, then continue rinsing eye. Call a poison control center or doctor for treatment advice.
IF SWALLOWED: Call a poison control center or doctor immediately for treatment advice. Have person sip a glass of water if able to swallow. Do not induce vomiting unless told to do so by a poison control center or doctor. Do not give anything by mouth to an unconscious person.
IF INHALED: Remove person to fresh air. If person is not breathing, call 911 or an ambulance, then give artificial respiration, preferably mouth-to-mouth, if possible. Call a poison control center or doctor for further treatment advice.
NOTE TO PHYSICIAN: Probable mucosal damage may contraindicate the use of gastric lavage.

5712

(Note to reviewer: The Table of Contents will not be on any label. This is for our customer's reference only. The page numbers will change when the label changes.)

Table of Contents

Description	Page No.
Organism Guide	2
Marketing Claims	2
Disinfection	4
General Bathroom	5
Toilet Bowls/Urinals	5
Hospital/Health Care	5

ORGANISM GUIDE

(Note to Reviewer: Only one of the following bacteria statements will be used per label along with the listed organisms, providing customers with alternate language for their labels.)

(Claims:)

Disinfectant Performance: Using AOAC Use Dilution test for germicides (under Good Laboratory Practices (GLP), in 5% serum this product kills the following:

(Or)

Disinfectant Performance: This product is bactericidal according to the AOAC Use Dilution Test method on hard, non-porous, inanimate surfaces, toilets and urinals, modified in the presence of 5% organic serum against the following organisms:

(Or)

Effective against:

- Escherichia coli*
- Serratia marcescens*
- Enterococcus faecalis* (Vancomycin Resistant)
- Enterobacteriaceae* (extended beta lactamase resistance)
- Pseudomonas aeruginosa*
- Shigella dysenteriae*
- Salmonella enterica*
- Staphylococcus aureus*
- Staphylococcus aureus* Methicillin resistant (MRSA)
- Staphylococcus aureus* Vancomycin Resistant (VISA)
- Community Acquired Methicillin resistant Staphylococcus aureus*

(Note to Reviewer: Only one of the following Virucidal performance statements will be used per label along with the listed organisms, providing customers with alternate language for their labels.)

Virucidal* Performance: This product was evaluated and found to be effective in the presence of 5% serum against the following viruses on inanimate hard, non-porous environmental surfaces of toilets and urinals.

(Or)

Virucidal* Performance: This product was evaluated in the presence of 5% serum and found to be effective against the following viruses on hard, non-porous environmental surfaces of toilets and urinals:

(Or)

This product was evaluated in the presence of 5% serum and found to be effective against the following viruses:

(Or)

- Effective Against:**
- Hepatitis A virus (HAV)
- Herpes simplex virus type 1
- Herpes simplex virus type 2
- Human Immunodeficiency Virus type 1
- Influenza A Virus
- Rotavirus

MARKETING CLAIMS

(Note to Reviewer: Text appearing in parenthesis or brackets is done to show optional text.)

This product is an acid disinfectant bathroom toilet bowl cleaner, especially formulated to kill many germs* commonly found in hospital and industrial environments. This product contains a high level of acid, together with an acid compatible detergent system, which facilitates the easy removal of resistant stains and permits disinfectant action.

When used as directed, this product cleans, disinfects and deodorizes in one easy step.

Disinfects, cleans away hard stains and rust.

This bowl cleaner is an effective cleaner and disinfectant against odor causing bacteria. Is an effective general-purpose bowl cleaner and disinfectant against odor causing bacteria.

The cationic detergent system of this product inhibits the acid corrosion of metal parts found around toilets bowls and urinals.

Kills *Pseudomonas aeruginosa* (*Pseudomonas*) *Staphylococcus aureus* (Staph) and *Salmonella enterica* (*Salmonella*).

Kills Hepatitis A and HIV (Associated with Aids)

Quickly eliminates rust, lime and uric acid deposits.

Will not harm bacterial action of septic tanks.

Efficacy tests have demonstrated it to be an effective one-step toilet bowl cleaner disinfectant in the presence of organic soil (5% blood serum).

With all the news about germs* and bacteria, just looking clean isn't good enough. This product does it all - cleans, disinfectants and deodorizes, even under the rim.

Effective thick formula kills many germs* and quickly eliminates toilet rings, hard water stains, mineral deposits and rust stains, plus leaves a light fresh scent. Will not harm plumbing and septic tanks.

Kills common household germs* such as *Staphylococcus aureus* (Staph) *Salmonella enterica* (*Salmonella*) and *Escherichia coli* (*E. coli*). (Not for use in CA)

This product is a combination of effective cleaners plus antibacterial disinfectants, so you can be sure your bowl is completely clean.

This product is designed to clean, disinfect and deodorize toilet bowls and urinals.

When used as directed, this product exhibits effective disinfection against *Pseudomonas aeruginosa* (*Pseudomonas*) *Staphylococcus aureus* (Staph) and *Salmonella enterica* (*Salmonella*) in addition to preventing odors caused by microorganisms.

Removes hard water stains.

Resists hard water build-up.

Removes lime deposits.

Leaves no streaks.

Whitens bowl.

Removes tough, stubborn stains.

Penetrates, breaks up and dissolves stains.

6 2 12

Removes bowl ring build up.
 Freshens Toilet bowl.
 Leaves a clean fresh scent.
 Will not harm white or colored bowls.
 Repels dirt.
 Absorbs odors. (Not for use in CA)
 Cleans off water spots.
 Leaves surfaces nice and shiny.
 Is non-caustic.
 Dissolves stains.
 Does not scratch surfaces.
 Cleans entire bowl.
 Cleans to surfaces.
 Leaves the whole bathroom smelling fresh and clean.
 Leaves toilet bowl sparkling clean.
 Combination of cleaning and freshening.
 Is not hard to rinse.
 Does not damage porcelain.
 Cleans the stains you see and the germs* you can't.
 Dissolves tough dirt (stains).
 Attacks grime and germs*.
 Eliminates tough grime (stains) and germs* (bacteria).
 Regular use of this product keeps toilet bowls sparkling white.
 This product is excellent for brightening colored toilet bowls.
 Dissolves porous lime deposits and urine stains.
 When used as directed, this is a powerful cleaner, deodorizer and killer of bacteria.
 Convenient ready-to-use formulation requires no pre-mixing (diluting).
 Stops odors right at the source by killing odor causing bacteria.
 This product is an effective germicide* disinfectant, (containing 1000 ppm of active quaternary germicides making it) effective against a wide spectrum of microorganisms.
 This product contains no phosphorus (Phosphate Free).
 This product maximizes (improves) labor results by effectively controlling odors.
 This product is a ready-to-use disinfectant that is effective against a broad spectrum of bacteria, is virucidal*, and eliminates odor causing bacteria when used as directed.
 This product will not leave a grit or soap scum.
 This product is a one-step disinfectant that is effective against a broad spectrum of bacteria, is virucidal* and inhibits odors when used as directed.
 Quaternaries are not volatile and do not evaporate from surfaces like iodine, chlorine and formaldehyde
 This product destroys many odors as it disinfects.

Effective disinfectant in the presence of 5% serum contamination.
 For use on surfaces in bathrooms and restrooms.
 This product has been specially formulated for use in the toilet bowl. Do not use or place on (wood) toilet seats. Clean spills immediately.

Use of this product (toilet bowl cleaner) on other than vitreous ware is done at user's risk.

Maquat 2420 TBD-9 for use in:

Medical Facilities

- Hospitals
- Medical and dental offices and clinics
- Medical research facilities
- Recovery rooms
- EMS & fire facilities
- Home healthcare institutions
- Laboratories
- Nursing homes
- Physician offices
- Patient care rooms & facilities
- Emergency Rooms
- Day care centers and nurseries
- Life care retirement communities

Food Processing/Handling/Distribution Facilities

- USA inspected food-processing facilities
- Poultry and turkey farms
- Restaurants
- Cafeterias
- Supermarkets
- Food establishments
- Donut shops
- Pizza parlors
- Farms (dairy, hog, equine)
- Meat/poultry processing plants
- Bars
- Fast food operations
- Convenience stores
- Coffee shops
- Bagel stores
- Liquor stores

Government/Public Access Facilities

- Prisons
- Penitentiaries
- Post offices
- Bus stations
- Transportation terminals
- Trains
- Cruise lines
- Public transportation
- Ships
- Art galleries
- Jails
- Correctional institutions
- Libraries
- Train stations
- Buses
- Airplanes
- Airline terminals
- Automotive garages
- Museums
- Performance/theater centers

Industrial/Commercial Facilities

- Factories
- Public restrooms
- Business and office buildings

Athletic/Recreational Facilities

- Athletic facilities
- Exercise rooms
- Sports arenas,
- Stadiums
- Health clubs
- Travel rest areas
- Mobile homes
- Campgrounds
- Picnic facilities
- Locker rooms
- Gyms, and gymnasiums
- Sports complexes
- Health spas
- Public parks
- Campers
- Boats
- Recreational facilities

Institutional Facilities

- Dormitories
- Colleges
- Universities
- Hotels and motels
- Schools
- Community colleges
- Institutions
- Churches

7 712

Retail Facilities

Retail and wholesale establishments
Shopping malls
Video stores
Laundry mats
Funeral homes
Courthouses
Banks
Bowling alleys
Hair/nail/pedicure salons
Tattoo parlors

Department stores
Gift shops
Bookstores
Auto repair centers
Police stations
Municipal government buildings
Movie houses
Massage/facial salons
Barber/beauty shops (salons)

Animal Care Facilities

Veterinary clinic
Pet shops
Zoos

This product may be used on washable hard, non-porous surfaces such as:

- Shower stalls, shower doors and curtains, bathtubs and glazed tiles, chrome plated sinks, toilets, toilet bowls, toilet bowl surfaces, urinals, empty diaper pails, portable and chemical toilets and latrine buckets, porcelain tile and restroom fixtures, countertops (counters), sinks (bathroom), tub surfaces.
- Glass, metal, stainless steel, glazed porcelain, glazed ceramic, granite, marble, plastic (such as polycarbonate, polyvinylchloride, polystyrene or polypropylene), sealed limestone, sealed slate, sealed stone, sealed terra cotta, sealed terrazzo, chrome and vinyl, Plexiglass®, vanity tops, laminate. (use on Marble and granite are not allowed in CA)
- Enameled surfaces, Formica®, vinyl and plastic upholstery, washable wallpaper.
- Plumbing fixtures.
- Cabinets, doorknobs and garbage cans, trash cans, trash containers.
- Ultrasonic baths, whirlpools, whirlpool bathtubs.
- 100% Satisfaction Guaranteed
- (Insert Company ID) 100% Satisfaction Guaranteed

DIRECTIONS FOR USE

is a violation of Federal Law to use this product in a manner inconsistent with its labeling.

This product is not for use on Medical device surfaces.
For all surfaces, test on a small area before use.

Disinfectant Performance: Using AOAC Use Dilution test for germicides (under Good Laboratory Practices (GLP), in 5% serum and a 10 minutes contact time this product kills the following:

(Or)

Disinfectant Performance: This product is bactericidal according to the AOAC Use Dilution Test method on hard, non-porous, inanimate surfaces, toilets and urinals, modified in the presence of 5% organic serum with a ten minute contact time against the following organisms:

(Or)

Effective against:
Escherichia coli
Enterococcus faecalis (Vancomycin Resistant)
Pseudomonas aeruginosa
Salmonella enterica
Serratia marcescens
Enterobacteriaceae (extended beta lactamase resistance)
Shigella dysenteriae

Salmonella typhi

Staphylococcus aureus - MRSA
Community Acquired Methicillin resistant *Staphylococcus aureus*

Staphylococcus aureus
Staphylococcus aureus - VISA

(Note to Reviewer: Only one of the following Virucidal performance statements will be used per label along with the listed organisms, providing customers with alternate language for their labels.)

Virucidal* Performance: This product was evaluated and found to be effective in the presence of 5% serum against the following viruses on inanimate hard, non-porous environmental surfaces of toilets and urinals. Treated surfaces must remain wet for 10 minutes. For heavily soiled areas, a preliminary cleaning is required.

(Or)

Virucidal* Performance: This product was evaluated in the presence of 5% serum with a 10 minute contact time and found to be effective against the following viruses on hard, non-porous environmental surfaces of toilets and urinals:

(Or)

This product was evaluated in the presence of 5% serum with a 10 minute contact time and found to be effective against the following viruses:

(Or)

Effective Against:

Hepatitis A virus (HAV)
Herpes simplex virus type 1
Herpes simplex virus type 2

Human Immunodeficiency Virus type 1
Influenza A Virus
Rotavirus

GENERAL BATHROOM

DisinfectionVirucidal Directions:** Apply 1 to 2 ounces to hard inanimate, non-porous surfaces thoroughly wetting surfaces with a cloth, mop, sponge or sprayer. For heavily soiled areas, a preliminary cleaning is required. For sprayer applications use a coarse spray device. Allow surfaces to remain wet for 10 minutes. Spray 6-8 inches from surface. Rub with brush, sponge or cloth. Do not breathe spray.

CLEANING AND DISINFECTION: For all general cleaning and disinfection, apply 1 to 2 ounces of this product using a cloth, mop, or pressure sprayer so as to thoroughly wet surface to be disinfected. For sprayer applications, use a coarse spray device. Allow to remain wet for 10 minutes and then let air dry. For heavily soiled areas, a pre-cleaning step is required.

To Disinfect Tubs, Shower Stalls, Sinks, Faucets: Swab area and remove gross filth and heavy soil. Stream 1 to 2 ounces of (product name) onto surface to be cleaned or apply with cloth or sponge to wet all surfaces thoroughly and allow to remain wet for at least 10 minutes. Wipe around with damp cloth or sponge. Do not allow to dry on surface. Rinse thoroughly with water.

(Note to Reviewer: Only one of the following statements will be used per label, providing customers with alternate language for their labels.)

To Clean/Remove Soap Scum: Spray 1 to 2 ounces of (product name) onto soils and wipe clean (with a dry paper towel or lint-free cloth) - Or - Just spray on and wipe off (with a dry paper towel or lint-free cloth). No scrubbing or rinsing necessary. For best results, use a dry paper towel or lint-free cloth. Repeat for heavily soiled areas. For stubborn stains or heavily soiled areas or tougher jobs, allow product to penetrate (dirt and/or soap scum) before wiping. For best results, use regularly to prevent dirt and soap scum build up.

To Clean Tough Stains: Squeeze directly onto tough stains and/or surface, or onto damp sponge. Rub (to wet all surfaces thoroughly). Rinse or wipe clean.

To open child resistant cap: (Use fingernail or coin to) Pull back and push down rear-most ridge of spout. Push spout down following use.

TOILET BOWLS/URINALS

(Note to Reviewer: Only one set of cleaning and disinfection instructions, whether for toilet or urinal, or combined, will be used per label. This section offers alternative language for the customer to use with their product.)

General Cleaning Toilet Bowl: Apply (Open cap) (Squeeze gently, directing) 1 to 2 ounces of bowl cleaner under the rim and on sides of bowl (inside only). Brush, clean and flush toilet. (Close cap). Rinse brush with clean water. Do not use on any other surfaces including toilet seat, toilet lid, countertops, tubs and sinks. To clean other acid resistant toilet bowls or urinal surfaces, dilute product with 3 parts water. Do not allow solution to remain on surfaces without immediately rinsing thoroughly with water.

(Or)

To Clean and Disinfect: Preclean then flush toilet and use toilet mop to push water from the bowl over the trap. Press swab mop against bowl to remove excess water then saturate mop with 1 to 2 ounces of this product while holding bottle and mop applicator over bowl. Swab bowl completely making sure to get under the rim. Let stand for 10 minutes then flush. Rinse applicator completely.

(Or)

To Disinfect Toilet Bowls: Remove water from bowl. Apply (Squeeze) 1 to 2 ounces of bowl cleaner onto bowl brush. Clean the entire unit especially under the rim at water outlets. Allow surface to remain wet 10 minutes. Flush and rinse out bowl brush with clean water. A preliminary cleaning step is required for the removal of heavy soil prior to disinfection.

(Or)

To Disinfect Toilet Bowls: Flush to remove heavy soil. To clean, simply squirt one to two ounces of this product under the rim and around sides. Allow it to stand several minutes then scrub entire surface (especially under the rim) with a bowl (toilet) mop. Flush and rinse. To disinfect, use toilet (bowl) mop to push water from the bowl over the trap. Squirt at least two ounces of this product under the rim and around the sides. Allow solution to remain in the bowl for 10 minutes after scrubbing. Flush and rinse.

(Or)

To Disinfect Toilet Bowls:

1. Remove gross filth and heavy soil deposits.
2. With swab applicator, remove water from bowl by forcing water over the trap.
3. Press swab applicator against side of bowl to remove excess water.
4. Apply 1 to 2 ounces of this product to swab applicator, cloth, mop, sponge, or directly to surface.
5. Swab entire surface area, especially under the rim.
6. Allow entire surface to remain wet for ten (10) minutes.
7. Flush toilet and rinse swab applicator thoroughly.

(Or)

TOILET BOWL (AND URINAL) DISINFECTION/CLEANER DIRECTIONS: Remove gross filth prior to disinfection. Empty toilet bowl or urinal and apply solution of 1 to 2 ounces of this product to exposed surfaces including under the rim, with a cloth, mop, sponge or sprayer. Brush or swab thoroughly and allow to stand for 10 minutes and flush.

(Or)

To Clean and Disinfect Urinals: Flush to remove heavy soil. Remove screens and strainers. Then squirt one to two ounces of this product around edges and top. Allow to flow down over surfaces. Allow it to stand several minutes before scrubbing, then flush and rinse. To disinfect, allow solution to remain in urinal at least 10 minutes after scrubbing.

(Or)

To Disinfect Urinal:

1. Remove gross filth and heavy soil deposits.
2. Apply 1 to 2 ounces of this product directly to urinal surfaces including water outlets area for general cleaning.
3. Then pour an additional 1 ounce of product on applicator.
4. Scrub entire unit, especially under rim at water outlets, with applicator.
5. Remove screen trap to deodorize drain and apply 1 ounce directly on edge and into drain.
6. Wait 10 minutes, flush and rinse applicator.

(Or)

To Remove Stubborn Stains (Urine stains), (porous Lime deposits) (or Scale) on Toilets: Apply 1 to 2 ounces of this product directly on stain. Let it remain at least 15 minutes. Scrub then flush. Repeat if necessary.

HOSPITAL/HEALTH CARE

***KILLS HIV ON PRECLEANED ENVIRONMENTAL TOILET BOWLS/URINALS PREVIOUSLY SOILED WITH BLOOD/BODY FLUIDS** in health care setting or other settings in which there is an expected likelihood of soiling of inanimate toilet bowls/urinals with body fluids and in which the toilet bowls/urinals likely to be soiled with blood or body fluids can be associated with the potential for transmission of human immunodeficiency virus Type 1 (HIV-1) (associated with AIDS).

"SPECIAL INSTRUCTIONS FOR CLEANING AND DECONTAMINATION AGAINST HIV-1 ON TOILET BOWLS/URINALS SOILED WITH BLOOD/BODY FLUIDS."

Personal Protection: Specific barrier protection items to be used when handling items soiled with blood or body fluids are disposable latex gloves, gowns, masks, or eye coverings.

Cleaning Procedure: Blood and other body fluids must be thoroughly cleaned from toilet bowls and urinals before application of the disinfectant.

Disposal of Infectious Materials: Blood and other body fluids should be autoclaved and disposed of according to federal, state and local regulations for infectious waste disposal.

Contact Time: Leave surface wet for 10 (ten) minutes with undiluted solution. Remove gross filth prior to disinfection. Empty toilet bowl or urinal and apply solution of 1 to 2 ounces of this product to exposed surfaces including under the rim, with a cloth, mop, sponge or sprayer. Brush or swab thoroughly and allow to stand for 10 minutes and flush.

DIRECTIONS FOR ALTERNATE CONTAINERS

To Refill Product from Large Containers into Smaller Containers:

This product may be used to fill and refill clean, properly labeled application containers for use elsewhere within your facility.

1. Make sure the small ready-to-use container has been cleaned, dried and properly labeled. Also make sure other items (such as trigger spray tubes and heads, and funnels) are properly cleaned and dried.
2. To refill, simply pour (or pump product) from the larger container directly into the smaller, being careful not to spill any product.
3. Keep both containers sealed when not in use.

9712

(Note to reviewer: The title and first statement of this section must appear on every label, followed by the appropriate Storage and Disposal section.)

STORAGE AND DISPOSAL

Do not contaminate water, food, or feed by storage and disposal.

(FOR USE ON NON-REFILLABLE CONTAINERS WITH HOUSEHOLD/RESIDENTIAL USES)

STORAGE AND DISPOSAL: Open dumping is prohibited. Store only in original container. Do not reuse empty container. If a leaky container must be contained within another, mark the outer container to identify the contents. Store pesticides away from food, pet food, feed, seed, fertilizers, and veterinary supplies. Keep this product under locked storage sufficient to make it inaccessible to children or persons unfamiliar with its proper use.

Non-refillable container: Do not reuse or refill this container. Triple rinse (or equivalent). Wrap and put in trash or offer for recycling if available.

BATCH CODE: (Can be placed on container or label)

(FOR USE ON NON-REFILLABLE CONTAINERS WITH NO HOUSEHOLD OR RESIDENTIAL USES. USE ON CONTAINERS WITH INSTITUTIONAL/COMMERCIAL/INDUSTRIAL PUBLIC HEALTH USES ONLY)

STORAGE: Open dumping is prohibited. Store only in original container. Do not reuse empty container. If a leaky container must be contained within another, mark the outer container to identify the contents. Store pesticides away from food, pet food, feed, seed, fertilizers, and veterinary supplies. Keep this product under locked storage sufficient to make it inaccessible to children or persons unfamiliar with its proper use.

PESTICIDE DISPOSAL: Pesticide wastes are acutely hazardous. Improper disposal of excess pesticide, spray mixture or rinsate is a violation of Federal Law. If these wastes cannot be disposed of by use according to label instructions, contact your State Pesticide or Environmental Control Agency, or the Hazardous Waste Representative at the nearest EPA Regional Office for guidance.

CONTAINER HANDLING DISPOSAL: Non-refillable container. Do not reuse this container to hold materials other than pesticides (rinsate). After emptying and cleaning, it may be allowable to temporarily hold rinsate or other pesticide-related materials in the container. Contact your state regulatory agency to determine allowable practices in your state. Offer for recycling if available or puncture and dispose in a sanitary landfill, or by other procedures approved by state and local authorities. If rinsate cannot be used, follow pesticide disposal instructions. If not triple rinsed, these containers are acute hazardous wastes and must be disposed in accordance with local, state and federal regulations.

RESIDUE REMOVAL INSTRUCTIONS (For containers up to and including 5 gallons): Triple rinse container (or equivalent) promptly after emptying. Triple rinse as follows: Fill the container 1/4 full with water and recap. Shake for 10 seconds. Follow Pesticide Disposal instructions for rinsate disposal. Drain for 10 seconds after the flow begins to drip. Repeat this procedure two more times.

RESIDUE REMOVAL INSTRUCTIONS (For containers greater than 5 gallons): Triple rinse container (or equivalent) promptly after emptying. Triple rinse as follows: Fill the container 1/4 full with water. Tip container on its side and roll it back and forth, ensuring at least one complete revolution, for 30 seconds. Stand the container on its end and tip it back and forth several times. Turn the container over onto its other end and tip it back and forth several times. Follow Pesticide Disposal instructions for rinsate disposal. Repeat this procedure two more times.

BATCH CODE: (Can be placed on container or label)

(FOR USE ON NON-REFILLABLE CONTAINERS WITH INSTITUTIONAL/COMMERCIAL/INDUSTRIAL NON-PUBLIC HEALTH USES ONLY)

PESTICIDE STORAGE: Open dumping is prohibited. Store only in original container. Do not reuse empty container. If a leaky container must be contained within another, mark the outer container to identify the contents. Store pesticides away from food, pet food, feed, seed, fertilizers, and veterinary supplies. Keep this product under locked storage sufficient to make it inaccessible to children or persons unfamiliar with its proper use.

PESTICIDE DISPOSAL: Pesticide wastes are acutely hazardous. Improper disposal of excess pesticide, spray mixture or rinsate is a violation of Federal Law. If these wastes cannot be disposed

of by use according to label instructions, contact your State Pesticide or Environmental Control Agency, or the Hazardous Waste Representative at the nearest EPA Regional Office for guidance.

CONTAINER HANDLING DISPOSAL: Non-refillable container. Do not reuse this container to hold materials other than pesticides or diluted pesticides (rinsate). Offer for recycling if available or puncture and dispose in a sanitary landfill, or by other procedures approved by state and local authorities. If rinsate cannot be used, follow pesticide disposal instructions. If not triple rinsed, these containers are acute hazardous wastes and must be disposed in accordance with local, state and federal regulations.

RESIDUE REMOVAL INSTRUCTIONS (For containers to and including 5 gallons): Triple rinse container (or equivalent) promptly after emptying. Triple rinse as follows: Empty the remaining contents into application equipment or a mix tank and drain 10 seconds after the flow begins to drip. Fill the container 1/4 full with water and recap. Shake for 10 seconds. Pour rinsate into application equipment or a mix tank or store rinsate for later use or disposal. Drain for 10 seconds after the flow begins to drip. Repeat this procedure two more times.

RESIDUE REMOVAL INSTRUCTIONS (For containers greater than 5 gallons): Triple rinse container (or equivalent) promptly after emptying. Triple rinse as follows: Empty remaining contents into application equipment or a mix tank. Fill the container 1/4 full with water. Replace and tighten closures. Tip container on its side and roll it back and forth, ensuring at least one complete revolution, for 30 seconds. Stand the container on its end and tip it back and forth several times. Turn the container over onto its other end and tip it back and forth several times. Empty the rinsate into application equipment or a mix tank or store for later use or disposal. Repeat this procedure two more times.

BATCH CODE: (Can be placed on container or label)

(FOR USE ON REFILLABLE CONTAINERS - 5 gallon and 55 gallon containers)

PESTICIDE STORAGE: Open dumping is prohibited. Store only in original container. If a leaky container must be contained within another, mark the outer container to identify the contents. Store pesticides away from food, pet food, feed, seed, fertilizers, and veterinary supplies. Keep this product under locked storage sufficient to make it inaccessible to children or persons unfamiliar with its proper use.

PESTICIDE DISPOSAL: Pesticide wastes are acutely hazardous. Improper disposal of excess pesticide, spray mixture or rinsate is a violation of Federal Law. If these wastes cannot be disposed of by use according to label instructions, contact your State Pesticide or Environmental Control Agency, or the Hazardous Waste Representative at the nearest EPA Regional Office for guidance.

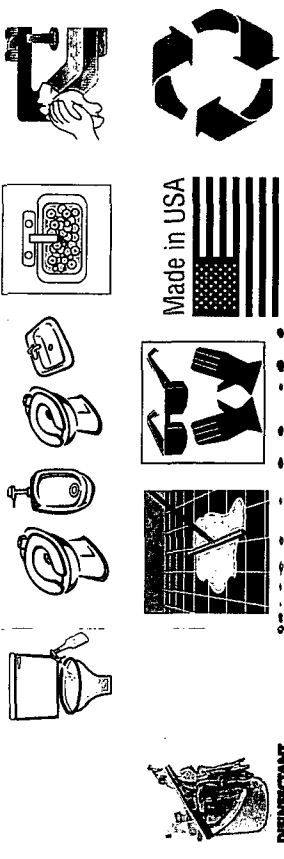
CONTAINER HANDLING DISPOSAL: Triple rinse (or equivalent). Refill this container with this product only. Do not reuse this container for any other purpose.

RESIDUE REMOVAL INSTRUCTIONS (For containers greater than 5 gallons with Industrial/Commercial Non-public Health Uses): Cleaning the container before final disposal is the responsibility of the person disposing of the container. Cleaning before refilling is the responsibility of the refiller. To clean the container before final disposal, empty the remaining contents from this container into application equipment or a mix tank. Empty remaining contents into application equipment or a mix tank. Fill the container 1/4 full with water. Replace and tighten closures. Tip container on its side and roll it back and forth, ensuring at least one complete revolution, for 30 seconds. Stand the container on its end and tip it back and forth several times. Turn the container over onto its other end and tip it back and forth several times. Empty the rinsate into application equipment or a mix tank or store rinsate for later use or disposal. Repeat this procedure two more times.

RESIDUE REMOVAL INSTRUCTIONS (For containers greater than 5 gallons with Industrial/Commercial Public Health Uses): Cleaning the container before final disposal is the responsibility of the person disposing of the container. Cleaning before refilling is the responsibility of the refiller. To clean the container before final disposal, Triple rinse container (or equivalent) promptly after emptying. Triple rinse as follows: Fill container 1/4 full with water. Tip container on its side and roll it back and forth, ensuring at least one complete revolution for 30 seconds. Stand the container on its end and tip it back and forth several times. Turn the container over its other end and tip it back and forth several times. Follow Pesticide Disposal instructions for rinsate disposal. Repeat this procedure two more times.

10812

(Note to Reviewer: These are representative icons for use sites/application methods that may appear on the label with the appropriate directions for use, PPE or package type...)



KSA
KOSHER

WARNING
AVISO

CHILDREN CAN FALL INTO
BUCKETS AND CONTAINERS
KEEP CHILDREN AND PETS AWAY FROM
BUCKETS WITH EVEN A
SMALL AMOUNT OF WATER

Miembros pueden caer adentro
de el bulto y el paquete.
Manté a los niños de el
bulto adentro adentro
aunque sea poco de agua.



Tropical Scent




Lime Scent




Orange Scent



Lemon/Cherry/Apple Scent




Mint Scent



American Quality It Works! / Made in USA with Pride logo™ is a trademark of U.S. Homecare Corp. All rights reserved.

(Note to Reviewer: These icons have been requested by our customers and will appear on the label with the appropriate formula fragrance.)

Floral Scent



Lemon Scent



Pine Scent

12712

REFILL CONTAINER LABEL TO BE USED WITH MASTER
CONTAINER LABEL FOR DISINFECTION

FOR DISINFECTION

MAQUAT 2420 TBD-9

EPA Reg. No. 10324-158 EPA Est. No.

NET CONTENTS:

ACTIVE INGREDIENTS:

Didecyl Dimethyl Ammonium Chloride.....	0.06%
Alkyl (C ₁₄ , 50%; C ₁₂ , 40%; C ₁₆ , 10%) dimethyl benzyl ammonium chloride	0.04%

INERT INGREDIENTS:	<u>99.90%</u>
TOTAL:	<u>100.0%</u>

KEEP OUT OF REACH OF CHILDREN

DANGER

SEE OUTER CONTAINER FOR PRECAUTIONARY STATEMENTS AND USE DIRECTIONS.

DISPOSAL: Do not reuse container. Wrap and put in trash collection.

MASON CHEMICAL COMPANY
"THE QUATERNARY SPECIALISTS"

721 W. Algonquin Road
Arlington Heights, IL 60005

847-290-1621

- Toll Free:
1-800-362-1855

