

10324-157

12/14/2011

1/32

UNITED STATES ENVIRONMENTAL PROTECTION AGENCY

Elizabeth Tannehill
Mason Chemical Company
721 W. Algonquin Rd.
Arlington Heights, Il 60005

DEC 14 2011

SUBJECT: Maquat® 32-NHQ
EPA Registration Number: 10324-157
Application Date: October 26, 2011
Receipt Date: October 28, 2011

Dear Ms. Bjornson:

This letter acknowledges receipt of the notification identified above submitted under provisions of the Federal Insecticide, Fungicide, and Rodenticide Act (FIFRA) as amended and PR Notice 98-10 and 40 CFR 152.46.

- To correct a dilution rate on page 16 of the label under Farmer Premise Use.

Based on a review of the submitted information, this notification is acceptable. A copy has been inserted in your file for future reference.

General Comments

Should you have any questions concerning this letter, please contact Emilia Oiguenblik at (703) 347-0199 or Velma Noble at (703) 308-6233.

Sincerely,



Velma Noble
Product Manager (31)
Regulatory Management Branch I
Antimicrobials Division (7510P)

CONCURRENCES

SYMBOL							
SURNAME							
DATE							

 <p>United States Environmental Protection Agency Washington, DC 20460</p>	<input type="checkbox"/> Registration <input type="checkbox"/> Amendment <input checked="" type="checkbox"/> Other	OPP Identifier Number
---	--	-----------------------

Application for Pesticide - Section I

1. Company/Product Number 10324-157	2. EPA Product Manager Noble	3. Proposed Classification <input checked="" type="checkbox"/> None <input type="checkbox"/> Restricted
4. Company/Product (Name) Maquat 32-NHQ	PM# 31	
5. Name and Address of Applicant (Include ZIP Code) Mason Chemical Company 721 W. Algonquin Rd. Arlington Heights, IL 60005 <input type="checkbox"/> Check if this is a new address	6. Expedited Review. In accordance with FIFRA Section 3(c)(3)(b)(i), my product is similar or identical in composition and labeling to: EPA Reg. No. <u>10324-141</u> Product Name <u>Maquat 256-NHQ</u>	

Section - II

<input type="checkbox"/> Amendment - Explain below.	<input type="checkbox"/> Final printed labels in response to Agency letter dated _____
<input type="checkbox"/> Resubmission in response to Agency letter dated _____	<input type="checkbox"/> "Me Too" Application.
<input checked="" type="checkbox"/> Notification - Explain below.	<input type="checkbox"/> Other - Explain below.

Explanation: Use additional page(s) if necessary. (For section I and Section II.)
 Correct Farm Premise dilution rate on page 16.
 This notification is consistent with the provisions of PR Notice 95-2 and EPA regulations at 40 CFR 152.46, and no other changes have been made to the labeling or the confidential statement of formula of this product. I understand that it is a violation of 18 U.S.C. Sec. 1001 to willfully make any false statement to EPA. I further understand that if this notification is not consistent with the terms of PR Notice 95-2 and 40 CFR 152.46, this product may be in violation of FIFRA and I may be subject to enforcement action and penalties under sections 12 and 14 of FIFRA.
 We feel this is a Notification and requires no fee payment. We understand the EPA will contact us with payment information, if needed, upon receipt of application.
 Contact Information: Elizabeth (Liz) Tannehill, liz@maquat.com voice number 847-290-1621 fax number 847-290-1625

Section - III

1. Material This Product Will Be Packaged In:

Child-Resistant Packaging <input type="checkbox"/> Yes <input checked="" type="checkbox"/> No	Unit Packaging <input type="checkbox"/> Yes <input checked="" type="checkbox"/> No	Water Soluble Packaging <input type="checkbox"/> Yes <input checked="" type="checkbox"/> No	2. Type of Container <input type="checkbox"/> Metal <input checked="" type="checkbox"/> Plastic <input type="checkbox"/> Glass <input type="checkbox"/> Paper <input type="checkbox"/> Other (Specify) _____
* Certification must be submitted		If "Yes" Unit Packaging wgt. No. per container	If "Yes" Package wgt No. per container

3. Location of Net Contents Information
 Label Container

4. Size(s) Retail Container
4 oz. packet, 1 qt., 1 gal., 5 gal., 55 gal.

5. Location of Label Directions
 On Label

6. Manner in Which Label is Affixed to Product
 Lithograph
 Paper glued
 Stenciled Other _____


Section - IV

1. Contact Point (Complete items directly below for identification of individual to be contacted, if necessary, to process this application.)

Name Elizabeth Tannehill	Title Regulatory Manager	Telephone No. (Include Area Code) 847-290-1621
-----------------------------	-----------------------------	---

Certification

I certify that the statements I have made on this form and all attachments thereto are true, accurate and complete. I acknowledge that any knowingly false or misleading statement may be punishable by fine or imprisonment or both under applicable law.

2. Signature 	3. Title Regulatory Manager	6. Date Application Received (Stamped)
4. Typed Name Elizabeth Tannehill	5. Date 11/7/11	



MASON CHEMICAL COMPANY

"The Quaternary Specialists"

November 7, 2011

Velma Noble
Document Processing Desk (AMEND)
Office of Pesticide Programs (7510C), PM31
U.S. Environmental Protection Agency
Room S4900, One Potomac Yard
2777 S. Crystal Dr.
Arlington, VA 22202

Subject: Maquat® 32-NHQ, 10324-157
Notification

Dear Velma:

Enclosed is the following:

- 1. Application/Notification form with Notification Statement
- 2. One (1) copy of label

When recently going over our label, we noticed an incorrect dilution rate on Page 16 under Farm Premise Use. We have now corrected that rate to the approved label dilution rate of 4 oz/1 gal of water. This correction brings the label into compliance with all data already reviewed and approved for this label.

This is the only change being made to this label.

This is a notification and does NOT require a fee.


If you have any other questions or issues, please do not hesitate to contact me at 800-362-1855 or liz@maquat.com. Your assistance with this submission is greatly appreciated.

Very truly yours,

MASON CHEMICAL COMPANY

Elizabeth Tannehill

Enclosures





MASON CHEMICAL COMPANY
 "The Quaternary Specialists"

721 W. Algonquin Road, Arlington Heights, IL 60005, (847) 290-1621 or 800-362-1855

EPA Reg No. 10324-157
 EPA Est. No. 10324-IL-1

MAQUAT® 32-NHQ

Net Contents: Batch No. (Can be placed on container or label)

**PRECAUTIONARY STATEMENTS
 HAZARDS TO HUMANS
 AND DOMESTIC ANIMALS**

DANGER

KEEP OUT OF REACH OF CHILDREN. Corrosive. Causes irreversible eye damage and skin burns. Harmful if swallowed, inhaled or absorbed through the skin. Avoid breathing spray mist. Do not get in eyes, on skin, or on clothing. Wear goggles or face shield, rubber gloves and protective clothing when handling. Wash thoroughly with soap and water after handling and before eating, drinking, chewing gum, using tobacco or using the toilet. Remove contaminated clothing and wash clothing before reuse.

(If container is 5 gallons or larger the following statement must appear on the label.)

ENVIRONMENTAL HAZARD

This pesticide is toxic to fish, aquatic invertebrates, oysters, and shrimp. Do not discharge effluent containing this product into lakes, streams, ponds, estuaries, oceans or other waters unless in accordance with the requirements of a National Pollutant Discharge Elimination System (NPDES) permit and the permitting authority has been notified in writing prior to discharge. Do not discharge effluent containing this product into sewer systems without previously notifying the local sewage treatment plant authority. For guidance contact your State Water Board or Regional Office of the EPA.

(If container is less than 5 gallons, use the following as an alternate to the above statement.)

ENVIRONMENTAL HAZARD

(This product (Product Name) is toxic to fish.

PHYSICAL OR CHEMICAL HAZARDS

Do not mix with oxidizers, anionic soaps and detergents.
 Do not use or store near heat or open flame.

First Aid

Have the product container or label with you when calling a poison control center or doctor, or going for treatment.

IF ON SKIN OR CLOTHING: Take off contaminated clothing. Rinse skin immediately with plenty of water for 15-20 minutes. Call a poison control center or doctor for treatment advice.

IF IN EYES: Hold eye open and rinse slowly and gently with water for 15-20 minutes. Remove contact lenses, if present, after the first 5 minutes, then continue rinsing eye. Call a poison control center or doctor for treatment advice.

IF SWALLOWED: Call a poison control center or doctor immediately for treatment advice. Have person sip a glass of water if able to swallow. Do not induce vomiting unless told to do so by a poison control center or doctor. Do not give anything by mouth to an unconscious person.

IF INHALED: Move person to fresh air. If person is not breathing, call 911 or an ambulance, then give artificial respiration, preferably mouth-to-mouth, if possible. Call a poison control center or doctor for further treatment advice.

NOTE TO PHYSICIAN: Probable mucosal damage may contraindicate the use of gastric lavage.

**One Step Disinfectant
 Germicidal Detergent and Deodorant**

Disinfectant, Non-Food Contact Sanitizer, Cleaner, Mildewstat, Fungicide, Virucide*, Deodorizer (Odor Counteractant) (Odor Neutralizer) for Hospitals, Nursing Homes, Whirlpool, Households, Hotels & Motels, Waterbed Conditioner, Food Service, Commercial, Institutional, and Industrial Use, (Only) (Suitable) For Use in Meat and Poultry Plants, Schools, Dairy, Equine, Poultry/Turkey Farm, Veterinary, Restaurant, Food Handling and Process Areas.

Effective in hard water up to 400 ppm hardness (Calcium and Magnesium) in the presence of 5% serum contamination.

Non-Dulling to Floors (Floor Finishes).

Athletic Surface Disinfectant.

(Product of USA) (Made in the USA)

Meets OSHA Bloodborne Pathogen Standard for HIV, HBV and HCV.

ACTIVE INGREDIENTS:

- Didecyl Dimethyl Ammonium Chloride 1.268%
- n-Alkyl (C₁₄ 50%, C₁₂ 40%, C₁₆ 10%)
 dimethyl benzyl ammonium chloride 0.845%
- INERT INGREDIENTS:** 97.887%
- TOTAL** 100.000%

Date Reviewed: 12-14-11
 Reviewed By: *Regina Wik*

KEEP OUT OF REACH OF CHILDREN

DANGER PELIGRO

See left (back) (side) (right) panel (of label) (below) for additional precautionary statements and first aid statements.

PELIGRO: SI NO PUEDE LEER EN INGLES, PREGUNTE A SU SUPERVISOR SOBRE LAS INSTRUCCIONES DE USO APROPIADAS ANTES DE TRABAJAR CON ESTE PRODUCTO.

DANGER: IF YOU CANNOT READ ENGLISH, ASK YOUR SUPERVISOR TO EXPLAIN THE APPROPRIATE DIRECTIONS FOR USE BEFORE WORKING WITH THIS PRODUCT.

(Note to Reviewer: This information has been verified per DOT regulations. If is NOT required to be on the label but is being requested by a customer.)

Transportation Information

DOT Hazard Class: 8 Corrosive

DOT Proper Shipping Name: Disinfectant Liquid Corrosive, (Quaternary Ammonium Compound), 8, UN1903, PGIII

(Note to reviewer: The Table of Contents will not be on any label. This is for our customer's reference only. The page numbers will change as the label changes.)

Description	Page No.
Organism List	2
Marketing Claims	3
Use Directions	
General	8
Hospital/Healthcare	
Disinfection	10
Non-Food Contact Sanitization	11
Food Processing	
Disinfection	11
Non-Food Contact Sanitization	12
Animal Premises	
Disinfection	12
Non-Food Contact Sanitization	16
Barber/Salon	
Disinfection	16
Non-Food Contact Sanitization	17
Restroom/Bathroom	17
Mold & Mildew	18
Deodorization	19
Other	
Disinfection	20
Non-Food Contact Sanitization	21

ORGANISM LIST

(Note to reviewer: Brackets [] indicate that one option within the brackets MUST be used in the final label text. Each option within the brackets is enclosed in a set of parenthesis ().)
 (Note: For reference use only. This is a list of all organisms covered by this label. Please see appropriate Directions for Use for proper use dilution.)

DISINFECTION PERFORMANCE IN INSTITUTIONS (Hospitals, Dental Offices, Nursing Homes, and Other Health Care Institutions) AND NON-MEDICAL FACILITIES (Households, Schools, Restaurants, Food Services, Beverage, Food Processing Plants and Other Non-Medical Facilities): Using approved AOAC test methods (under Good Laboratory Practices, [GLP's]) in the presence of 400 ppm hard water and 5% serum load, [(this product) (Product Name)] is effective against the following organisms on hard non-porous (inanimate) (environmental) surfaces:

(Or)
 [(This product) (Product Name)] is Bactericidal according to the AOAC Use Dilution Test method, Virucidal* according to the virucidal qualification, Fungicidal according to the AOAC fungicidal test and modified in the presence of 5% organic serum on hard non-porous (inanimate) (environmental) surfaces against the following:

- Acinetobacter baumannii* (ATCC 19003)
- Acinetobacter Iwoffii* (ATCC 9957)
- Acinetobacter Iwoffii* (ATCC 15309)
- Bordetella bronchiseptica* (ATCC 10580)
- Chlamydia psittaci* (ATCC VR-125)
- Citrobacter freundii* (ATCC 8090)
- Enterobacter agglomerans* (ATCC 27155)
- Enterobacter aerogenes* (ATCC 13048)
- Enterobacter cloacae* (ATCC 13047)
- Escherichia coli* (ATCC 11229)
- Escherichia coli* O111:H8 (ATCC BAA-184)
- Extended Spectrum B-Lactamase (ESBL) *Escherichia coli* (ATCC BAA-196)

- Tetracycline Resistant *Escherichia coli* (ATCC 47041)
- Enterococcus faecalis* (ATCC 19433)
- Enterococcus hirae* (ATCC 10541)
- Fusobacterium necrophorum* (ATCC 27852)
- Klebsiella oxytoca* (ATCC 13182)
- Klebsiella pneumoniae* (ATCC 13883)
- Listeria monocytogenes* (ATCC 19117)
- Micrococcus luteus* (ATCC 14452)
- Micrococcus luteus* (ATCC 4698)
- Pasturella multocida* (ATCC 12947)
- Proteus vulgaris* (ATCC 9920)
- Proteus vulgaris* (ATCC 13315)
- Pseudomonas aeruginosa* (ATCC 15442)
- Tetracycline Resistant *Pseudomonas aeruginosa* (ATCC 27853)
- Pseudomonas cepacia* (ATCC 25416)
- Salmonella enterica* (ATCC 23564)
- Salmonella enterica* (ATCC 10708)
- Salmonella enterica* (ATCC 4931)
- Salmonella enterica* serotype pullorum (ATCC 19945)
- Salmonella typhi* (ATCC 6539)
- Salmonella typhimurium* (ATCC 23564)
- Serratia marcescens* (ATCC 9103)
- Serratia marcescens* (ATCC 14756)
- Shigella flexneri* (ATCC 9380)
- Shigella flexneri* (ATCC 12022)
- Shigella sonnei* (ATCC 25931)
- Staphylococcus aureus* (ATCC 6538)
- Staphylococcus aureus* (ATCC 25923)
- Staphylococcus aureus* sub species aureus (ATCC 33586)
- Staphylococcus aureus* (ATCC 14154)
- Community Associated Methicillin Resistant *Staphylococcus aureus* (CA-MRSA) (Genotype USA400)
- Community Associated Methicillin Resistant *Staphylococcus aureus* (CA-MRSA) (Genotype USA300)
- Methicillin Resistant *Staphylococcus aureus* (MRSA) (ATCC 33592)
- Staphylococcus epidermidis* (ATCC 14990)
- Antibiotic resistant *Staphylococcus epidermidis* (ATCC 51625)
- Streptococcus agalactiae* (ATCC 13813)
- Staphylococcus haemolyticus* (ATCC 29970)
- Streptococcus pneumoniae* Penicillin Resistant (ATCC 51915)
- Streptococcus pyogenes* (ATCC 19615)
- Streptococcus mutans* (ATCC 25175)
- Vancomycin Resistant Enterococcus faecalis* (VRE) (ATCC 51299)
- Vancomycin Intermediate Resistant Staphylococcus aureus* (VISA) (ATCC 5836)
- Vibrio cholera* (ATCC 11623)
- Yersinia enterocolitica* (ATCC 23715)

VIRUCIDAL* PERFORMANCE: [(This product) (Product Name)] was evaluated in the presence of 400 ppm hard water and 5% serum and found to be effective against the following viruses on hard, non-porous (inanimate) (environmental) surfaces:

- Avian Influenza A (H3N2) virus (Avian Reassortant) (ATCC VR-2072)
- Avian Influenza A (H5N1) virus
- Cytomegalovirus
- SARS-associated Coronavirus

- Hantavirus
- Hepatitis B Virus
- Hepatitis C Virus
- Herpes Simplex Virus Type 1 (ATCC VR-773)
- Herpes Simplex Virus Type 2 (ATCC VR-734)
- Human Coronavirus
- Human Immunodeficiency Virus type 1 (HIV 1)
- Influenza A virus (ATCC VR-544) (H3N2)
- Influenza A (H1N1) virus (ATCC VR-1469) (Strain A/PR/8/34)
- Respiratory syncytial virus (ATCC VR-26)

ANIMAL PREMISE VIRUCIDAL* PERFORMANCE: [(This product) (Product Name)] was evaluated in the presence of 5% serum and found to be effective against the following viruses on hard, non-porous (inanimate) (environmental) surfaces:

- Avian Infectious Bronchitis virus Beaudette IB42
- Avian Influenza A (H5N1) virus
- Avian Influenza A (H3N2) virus (Avian Reassortant) (ATCC VR-2072)
- Canine Coronavirus
- Canine Parvovirus (CPV) (16 oz. per gallon)
- Canine Distemper virus (ATCC VR-128)
- Feline Picornavirus (ATCC VR-649)
- Infectious Bovine Rhinotracheitis virus (ATCC VR-188)
- Mice (Parvovirus) (16 oz. per gallon)
- Porcine Parvovirus (16 oz. per gallon)
- Pseudorabies virus (ATCC VR-135)
- Rabies (16 oz per gallon)
- Swine Influenza A (H1N1) virus (ATCC VR-333) (Strain A/Swine/lowa/15/30)
- Transmissible Gastroenteritis virus
- Vaccinia virus (ATCC VR-119)

NON-FOOD CONTACT SANITIZING PERFORMANCE: [(This product) (Product Name)] is an effective one-step sanitizer against the following on hard non-porous (inanimate) (environmental) surfaces:

- Klebsiella pneumoniae
 - Staphylococcus aureus
- FUNGICIDAL PERFORMANCE:** [(This product) (Product Name)] is highly effective against the following on hard, non-porous (inanimate) (environmental) surfaces:
- Aspergillus niger (ATCC 16404)
 - Candida albicans (ATCC 10231)
 - Trichophyton mentagrophytes (ATCC 9533) (athlete's foot fungus) (a cause of Ringworm) (a cause of Ringworm of the foot)

MARKETING CLAIMS

(Note to reviewer: The following is considered optional marketing language.)

(Note to reviewer: Brackets [] indicate that one option within the brackets must be used if that marketing statement is for use in the final label text. Each option within the brackets is enclosed in a set of parenthesis ().

[(This product) (Product Name) (Maquat® 32-NHQQ)] is for use on hard, non-porous (inanimate) (environmental) surfaces in:

- Hospitals, medical and dental offices and clinics, healthcare facilities, nursing homes, physician offices, operating rooms/theaters, radiology rooms, isolation wards, quarantine areas, hospices, and medical research facilities.

- Patient care rooms & facilities, recovery rooms, Emergency Rooms, X-ray cat labs, exam rooms, newborn nurseries, neonatal units, orthopedics, respiratory therapy, surgi-centers, out-patient surgical centers, labs, blood collection rooms, central supply, housekeeping & janitorial rooms, ophthalmic/optometric facilities.
- EMS & fire facilities, emergency vehicles, ambulance(s), police cars, fire trucks.
- Day care centers and nurseries, sick rooms, elder care centers, kindergartens, and preschools.
- Acute care institutions, alternate care institutions, home healthcare institutions.
- Life care retirement communities, elder care facilities.
- Restaurants, restaurants and bars, bars, kitchens, taverns, cafeterias, institutional kitchens, fast food operations and food storage areas.
- Supermarkets, convenience stores, retail and wholesale establishments, department stores, shopping malls, gift shops, video stores, bookstores, dressing rooms and laundries, photocopy centers, bicycle shops, auto repair centers.
- Computer manufacturing sites, toy factories.
- Food establishments, coffee shops, donut shops, bagel stores, pizza parlors, liquor stores.
- Crime scenes and funeral homes, morgues, mortuaries, burial vaults, mausoleums, autopsy rooms, cadaver processing areas.
- Police stations, courthouses, correctional facilities, municipal government buildings, jails, prisons, penitentiaries, correctional institutions, bus stations, train stations.
- Institutional facilities, laboratories, factories, business and office buildings, restrooms, hotels and motels, and transportation terminals, maintenance vehicles.
- Public restrooms, public facilities, waysides, travel rest areas, shower rooms, bathrooms, shower and bath areas.
- Hotels and motels, dormitories.
- Kitchens, bathrooms, and other household areas.
- Homes (households), condos, apartments, vacation cottages, summer homes.
- Institutions, schools, colleges, commercial and industrial institutions, churches, classrooms, community colleges, universities, athletic facilities and locker rooms, exercise rooms, exercise facilities, gyms, gymnasiums, fieldhouses.
- Cosmetic manufacturing facilities, medical device manufacturing facilities, biotechnology firms, pharmaceutical manufacturing facilities, warehouses.
- Health clubs, spas, tanning salons, tanning spas/beds, massage/facial salons, hair/nail/pedicure salons, barber/beauty shops, salons, tattoo parlors. (Not for use on needles or other skin piercing instruments)
- Museums, art galleries, post offices, performance/theater centers, banks, libraries, movie houses, bowling alleys.
- Recycling centers.
- Humidifier water tanks.
- Campgrounds, playgrounds, recreational facilities, picnic facilities, sports arenas, sports complexes.
- Whirlpools.

- Food (preparation) (and) (storage) areas.
 - Food processing plants, USDA inspected food-processing facilities, federally inspected meat and poultry plants, egg processing plants, farms, equine farms, poultry farms, turkey farms, dairy farms, hog farms, meat/poultry processing plants, meat/poultry producing establishments, mushroom farms, rendering plants, canneries, caterers, bakeries, meat packing plants, hide and leather processing plants.
 - Processing facilities for Fish, Milk, Citrus, Wine, Fruit, Vegetable, Ice Cream, and Potatoes, and beverage plants.
 - Tobacco plant premise.
 - Veterinary clinics, animal life science laboratories, animal laboratories, animal research centers, animal quarantine areas, animal holding areas, equine farms, kennels, dog/cat (animal) kennels, animal breeding facilities, breeding establishments, grooming establishments, pet animal quarters, zoos, tack shops, pet shops, operating rooms, washing areas, waiting rooms, examination rooms and other animal care facilities.
 - Farmhouses, barns, sheds, tool sheds, cattle barns, swine barns, sheep barns, horse barns, brooder houses, seed houses.
 - Household and automotive garages, boats, ships, barges, watercraft, campers, RV's, trailers, mobile homes, cars, automobiles, trucks, delivery trucks, boxcars, tankers, tank trucks, buses, trains, taxis and airplanes, helicopters.
 - Cruise lines, cruise ships, airline terminals, airports, shipping terminals, public transportation, transportation terminals.
 - Commercial florist and flower shops.
 - Basements, cellars, bedrooms, attics, living rooms, porches.
- [[This product] (Product Name) (Maquat® 32NHQ)] [(when used as directed) (can be used) (is formulated to disinfect) (is formulated for use)] on (washable) hard, non-porous (inanimate) (environmental) surfaces such as:
- Storage areas.
 - Kitchen equipment such as trash compactors.
 - Counters (countertops), countertop laminates, stovetops (stoves), sinks (bathroom, kitchen), tub surfaces, shelves, racks and carts and exterior surfaces of appliances of Slurpee® machines, ice machines, microwave ovens and refrigerators.
 - Hospital beds, bed railings, bedpans, gurneys, traction devices, MRI, CAT, examining tables, scales, paddles, wheelchairs, hard nonporous surfaces of cervical collars and neck braces, spine backboards, stretchers, unit stools, CPR training mannequins, curing lights, light lens covers, slit lamps, operating room lights, operating tables, oxygen hoods, dental chairs/countertops, examination tables, X-ray tables, washing areas, anesthesia, carts, whirlpool surfaces, footbath surfaces, ambulance equipment/surfaces.
 - Ultrasonic baths, whirlpool bathtubs.
 - Highchairs, baby cribs, diaper changing stations, infant bassinets/cribs/warmers/incubators/care equipment, folding tables, hampers, laundry pails.
 - Exhaust fans, refrigerated storage and display equipment, coils and drain pans of air conditioning and refrigeration equipment and heat pumps.

- Kennel runs, cages, kennel/cage floors, conductive flooring, examination tables, veterinary x-ray tables.
 - Hatchers, setters, trays, racks, egg flats, walls, floors, ceilings, chick boxes, egg cases, vans and trash containers.
 - Tanning spas/beds, tanning equipment, footbath surfaces.
 - Tattoo equipment. (Not for use on needles or other skin piercing instruments)
 - Hair clippers, cutting implements, plastic rollers, washable nail files.
 - Shower stalls, shower doors and curtains, bathtubs and glazed tiles, chrome plated intakes, toilets, toilet seats, toilet bowls, toilet bowl surfaces, urinals, empty diaper pails, portable and chemical toilets and latrine buckets, vanity tops, glazed porcelain, glazed tile and restroom fixtures, bathroom fixtures.
 - Windows and mirrors.
 - Tables, chairs, desks, folding tables, workstations, bed frames, lifts, washable walls, cabinets, doorknobs and garbage cans/pails, trash barrels, trash cans, trash containers, cuspidors and spittoons.
 - Sealed foundations, steps, plumbing fixtures, finished baseboards and windowsills.
 - Glass, laminated surfaces, metal, stainless steel, glazed porcelain, glazed ceramic, sealed granite, sealed marble, plastic (such as polycarbonate, polyvinylchloride, polystyrene or polypropylene), sealed limestone, sealed slate, sealed stone, sealed terra cotta, sealed terrazzo, chrome and vinyl, Plexiglass®, vanity tops.
 - Enameled surfaces, painted (finished) woodwork, Formica®, vinyl and plastic upholstery, washable wallpaper.
 - Large inflatable non-porous plastic and rubber structures such as animals, promotional items, moonwalks, slides, obstacle course play and exercise equipment.
 - Hard, non-porous (inanimate) (environmental) surfaces of picnic tables and outdoor furniture or Non-wooden Picnic tables and outdoor furniture except cushions and wood frames. (Note: Only one statement will be used on label.)
 - Playground equipment.
 - Wrestling and gymnastic mats, athletic training tables, physical therapy tables, exercise equipment.
 - Automobile interiors.
 - Maintenance equipment.
 - Telephones and telephone booths.
 - Hard hats, headphones.
 - External lenses vision correction including eyeglasses (not for use on contact lenses), protective eyewear, goggles, light lens covers, optical instruments, instruments.
 - Crypton Barrier fabric.
- [[This product] (Product Name)] contains no phosphorus.
- [[This product] (Product Name)] is a phosphate-free formulation designed to provide effective cleaning, deodorizing and disinfection in areas where housekeeping is of prime importance in controlling the hazard of cross-contamination on treated surfaces.
- This [(container) (bottle)] is made of (at least) (X)% post-consumer recycled plastic.
- Convenient Trigger Spray. (To be used on applicable container.)

Easy to Use.

Economy size. (To be used on applicable container)

Contains no [(abrasives) (bleach) (harsh acids) (phosphates)] (so it won't scratch surfaces).

Cleans without bleaching.

Fewer products – no need for separate deodorizer.

Use (this product) (Product Name) on the multi-touch surfaces responsible for cross-contamination.

Cross-contamination is of major housekeeping concern, not only in hospitals, but also in schools, institutions and industry.

[(This product) (Product Name)] has been formulated to aid in the reduction of cross-contamination on treated surfaces not only in hospitals, but also in schools, institutions and industry.

[(This product) (Product Name)] is a no-rinse neutral pH disinfectant cleaner that disinfects, cleans and deodorizes in one labor saving step.

Use (this product) (Product Name) on finished floors, high speed burnished floors, conductive flooring, washable walls, tables, chairs, bathroom bowls, sinks, basins, shower stalls, tubs, glazed tiles, toilet, countertops, stove tops, exterior surfaces of appliances and refrigerators, cabinets, garbage cans, outdoor furniture (except cushions and wood frames), desks, telephones, door knobs and handles, and glass surfaces including windows and mirrors.

Disinfects, cleans, and deodorizes the following hard, non-porous inanimate surfaces: floors, walls, (non-medical) metal surfaces, (non-medical) stainless steel surfaces, glazed porcelain, plastic surfaces (such as polypropylene, polystyrene, etc.).

[(This product) (Product Name)] [(is designed for use) (Use daily)] on (the following) hard, non-porous environmental surfaces: vinyl, painted surfaces, plastic (surfaces), glazed ceramic, glazed porcelain, chrome, stainless steel, aluminum, laminated surfaces and baked enamel surfaces associated with floors, walls, ceilings, tables, chairs, countertops, telephones, fixtures, glazed tile, toilets, urinals, sinks, shower rooms and locker rooms (areas) – any washable (food and non-food contact) surface where disinfection is required. [(This product) (Product Name)]'s non-dulling formula eliminates the time and labor normally required for rinsing. A potable water rinse is required for food contact surfaces. Do not use on glasses, dishes, utensils or interior surfaces of appliances.

- Concentrate (Concentrated).

- Neutral (Neutral pH).

- Disinfects (Disinfectant).

- Cleans (Cleaner).

- Deodorizes (Deodorizer).

Will not harm sealed stone, sealed grout, or glazed tile.

[(This product) (Product Name)] is a complete, chemically balanced disinfectant/sanitizer that provides clear use solutions even in the presence of hard water.

[(This product) (Product Name)] can be used with a mop and bucket, trigger sprayers, sponge or by soaking.

[(This product) (Product Name)] can be applied through foaming apparatus, low-pressure sprayers and fogging (wet misting) systems. Follow manufacturers' instructions when using this equipment.

[(This product) (Product Name)] delivers non-acid, disinfection performance.

Antibacterial.

A multi-purpose, neutral pH, germicidal detergent and deodorant effective in hard water up to 400 ppm (calculated as CaCO₃) in the presence of a moderate amount of soil (5% organic serum) according to the AOAC Use-dilution Test. Disinfects, cleans, and deodorizes in one labor-saving step.

Efficacy tests have demonstrated that [(this product) (Product Name)] is an effective bactericide, virucide* and fungicide in the presence of organic soil (5% blood serum) and 400 ppm hard water.

[(This product) (Product Name)] is effective against household germs (bacteria).

[(This product) (Product Name)] cleans, shines, deodorizes and disinfects hard, non-porous (household) (inanimate) (environmental) surfaces listed on the label.

Disinfects (and Sanitizes) kitchen surfaces (bathroom surfaces and floors). Kills germs. Kills household bacteria.

Kills common kitchen (bathroom) germs (bacteria) (and viruses*).

[(This product) (Product Name)] is for use as a disinfectant on hard, non-porous (inanimate) (environmental) surfaces (at 660 ppm active).

Kills (99.9% of) (any disinfection organism listed) (above) (below) (on hard, non-porous (inanimate) (environmental) surfaces).

Kills (99.9% of) (common) (household) (institutional) (kitchen) germs (on (the) floor(s)).

Kills (99.9% of) (household) (institutional) (kitchen) bacteria –and/or– germs ((that get) tracked into your –or– home) (by shoes –and/or– pets –and/or– kids) (from outside) (every day).

Kills (99.9% of) (kitchen) (bathroom) (household) (institutional) bacteria (on (the) floor(s)) (ordinary dish soap can't).

Kills –and/or– (helps(s)) eliminate(s) –and/or– disinfects –and/or– destroy(s) –and/or– remove(s) –and/or– (help(s)) get(s) rid of –and/or– reduces –and/or– fights –and/or– effective against (99.9% of) (the) (common) (list use site/surface) (bacteria –and/or– viruses) –or– germs.

Kills –and/or– (helps(s)) eliminate(s) –and/or– disinfects –and/or– (destro(y)s) –and/or– remove(s) –and/or– (help(s)) get(s) rid of –and/or– reduces –and/or– fights –and/or– effective against (99.9% of) (the) ((bacteria –and/or– viruses) (and other germs)) –or– germs ((commonly) found in –or– on (the) (list use site/surface)).

Kills –and/or– (helps(s)) eliminate(s) –and/or– disinfects –and/or– destroy(s) –and/or– remove(s) –and/or– (help(s)) get(s) rid of –and/or– reduces –and/or– fights –and/or– effective against (99.9% of) (the) ((bacteria –and/or– viruses) (and other germs)) –or– germs ((commonly) found on (the) (list use site/surface) surfaces you kids –and/or– pets (may) touch every day.

Kills –and/or– (helps(s)) eliminate(s) –and/or– disinfects –and/or– destroy(s) –and/or– remove(s) –and/or– (help(s)) get(s) rid of –and/or– reduces –and/or– fights –and/or– effective against (99.9% of) (common) (household) ((bacteria –and/or– viruses) (and other germs)) –or– germs (on) (from) (your) (children's) toys.

Kills -and/or- (helps(s)) eliminate(s) -and/or- disinfects -and/or- destroy(s) -and/or- remove(s) -and/or- (help(s)) get(s) rid of -and/or- reduces -and/or- fights -and/or- effective against (99.9% of) (list disinfectant organism) ((commonly) found -in/or- on (the) (list use site/surface)).

Kills -and/or- (helps(s)) eliminate(s) -and/or- disinfects -and/or- destroy(s) -and/or- remove(s) -and/or- (help(s)) get(s) rid of -and/or- reduces -and/or- fights -and/or- effective against (99.9% of) (the) flu (influenza) virus ((commonly) found -in/or- on (the) (list use site/surface)). (Use of "influenza" allowed only when influenza virus listed on label)

Kills -and/or- (helps(s)) eliminate(s) -and/or- disinfects -and/or- destroy(s) -and/or- remove(s) -and/or- (help(s)) get(s) rid of -and/or- reduces -and/or- fights -and/or- effective against (the) (list use site/surface) (from) (99.9% of) (common) (household) (bacteria -and/or- viruses) (and other germs)) -or- germs (this season -or- flu season).

Kills bacteria on (the) surfaces (your kids -and/or- pets touch every day).

(Kills) (Eliminate(s)) (Remove(s)) (Get(s) rid of) (99.9% of) (the) germs -and/or- bacteria -and/or- viruses (in your home -and/or- (office -or- work (place) (area) (environment)) (school) (classroom) (kitchen)).

For use in [(automated dilution systems) (automated) (dilution systems) (Dilution System trade name)].

Contains no fragrances. (Note: to be used only with non-fragrance formulas)

This product contains no fragrances. (Note: to be used only with non-fragrance formulas)

Fragrance-Free (Note: to be used only with non-fragrance formulas)

This detergent/disinfectant has been designed specifically for hospitals, nursing homes, schools, food processing plants, food service establishments and other institutions where housekeeping is of prime importance.

[(This product) (Product Name)] is a one-step (hospital-use) germicidal (disinfectant) cleaner and deodorant (odor-counteractant) (odor neutralizer) designed for general cleaning, (and) disinfecting, (deodorizing) (and controlling mold and mildew on) (of) hard, non-porous environmental surfaces. [(This product) (Product Name)] cleans quickly by removing dirt, grime, mold, mildew, food residue, body oils, dead skin, blood and other organic matter commonly found in hospitals (and) (in health care facilities) (on medical surfaces), nursing homes, schools and colleges, day care centers, (medical) offices, funeral homes, veterinary clinics, pet shops, equine farms, animal life science laboratories, hotels, motels, public areas and restrooms, foodservice establishments (restaurants) and federally inspected meat and poultry establishments (food [processing] plants). [(It) (This product) (Product Name)] (also) eliminates odors leaving (restroom) surfaces smelling clean and fresh. Use where odors are a problem.

[(This product) (Product Name)] is for use as a sanitizer on hard, non-porous, non-food contact surfaces (at 660 ppm active).

[(This product) (Product Name)] is an effective non-food contact sanitizer in the presence of soils on hard nonporous (inanimate) (environmental) non-food contact surfaces.

Effective sanitizer in the presence of soils.

[(This product) (Product Name)] is an effective disinfectant/non-food contact sanitizer in the presence of 5% serum contamination.

Effective sanitizer in the presence of 5% serum contamination.

Sanitizes kitchen surfaces (bathroom surfaces and floors).

Institutional Disinfectant.

Hospital Use Disinfectant.

[(This product) (Product Name)] meets AOAC Use - Dilution Test Standards for hospital disinfectants.

[(This product) (Product Name)] is a concentrated Hospital Use disinfectant that is effective against a broad spectrum of bacteria, is virucidal*, (and) fungicidal, and eliminates odor causing bacteria when used as directed.

For larger areas, such as operating rooms and patient care facilities, [(this product) (Product Name)] is designed to provide both general cleaning and disinfection.

Will not cause swelling of transducer membrane or harm compressor plates.

[(This product) (Product Name)] is a versatile sanitizer and broad-spectrum disinfectant formulated for use in Ultrasonic Baths (Ultrasonic cleaning units).

Kill Avian Influenza A virus (H3N2) (H5N1) on pre-cleaned environmental surfaces.

*Respiratory illnesses attributable to Pandemic 2009 H1N1 are caused by influenza virus. [(This product) (Product Name)] is a broad-spectrum hard surface disinfectant that has been shown to be effective against influenza A virus tested and listed on the label and is expected to inactivate all influenza A viruses including Pandemic 2009 H1N1 (formerly called swine flu).

*[(This product) (product name)] has demonstrated effectiveness against influenza A virus and is expected to inactivate all influenza A viruses including Pandemic 2009 H1N1 influenza A virus.

*[(This product) (product name)] has demonstrated effectiveness against (influenza A virus tested and listed on the label) and is expected to inactivate all influenza A viruses including Pandemic 2009 H1N1 (formerly called swine flu).

*Kills Pandemic 2009 H1N1 influenza A virus (formerly called swine flu).

*Kills Pandemic 2009 H1N1 influenza A virus.

[(This product) (Product Name)] has passed the Virucidal Efficacy of a Disinfectant for Use on Inanimate Environmental Surfaces utilizing Influenza A (H1N1) virus.

[(This product) (Product Name)] has demonstrated effectiveness against Influenza A (H1N1) virus.

[(This product) (Product Name)] kills Influenza A (H1N1) virus.

Kill Influenza A virus (H1N1) on pre-cleaned environmental surfaces.

Kill (Avian) Influenza A virus (H5N1) (H3N2) on pre-cleaned environmental surfaces.

Kills (H1N1) Influenza (Flu) virus.

Kills (H5N1) (H3N2) Influenza (Flu) virus.

Kills (insert virus name from approved organism listing for this product).

[(This product) (Product Name)] is a one-step neutral disinfectant that is effective against a broad spectrum of bacteria, is virucidal* (including HIV-1, HBV and HCV), fungicidal, and inhibits the growth of mold and mildew and their odors when used as directed.

[(This product) (Product Name)] has passed the Virucidal Efficacy of a Disinfectant for Use on Inanimate Environmental Surfaces Utilizing (Duck) Hepatitis B Virus. (The description "Duck" must be used in California)

[(This product) (Product Name)] has passed the Virucidal Efficacy of a Disinfectant for Use on Inanimate Environmental Surfaces utilizing (Duck) Hepatitis B virus and Bovine

viral diarrhea virus (BVDV) (Surrogate for human Hepatitis C virus). (The description "Duck" must be used in California).

[(This product) (Product Name)] has passed the Virucidal Efficacy of a Disinfectant for Use on Inanimate Environmental Surfaces Utilizing Hepatitis C Virus. (Not for use in California)

[(This product) (Product Name)] has passed the Virucidal Efficacy of a Disinfectant for Use on Inanimate Environmental Surfaces Utilizing Bovine Viral Diarrhea Virus BVDV (surrogate for human Hepatitis C virus).

[(This product) (Product Name)] is a disinfectant and non-food contact surface sanitizer for Cleanroom and Laboratory areas to disinfect washable, hard, non-porous non-food contact surfaces such as: Laminar-airflow equipment and BioSafety Cabinet work surfaces and exterior surfaces of the following: countertops, sinks, plumbing fixture surfaces, and incubators, Refrigerators and Centrifuge surfaces of metal, stainless steel, glass, plastic (such as polystyrene or polypropylene), Formica®, and vinyl.

[(This product) (Product Name)] cleans, disinfects and deodorizes (hard, non-porous environmental hospital (medical) surfaces) in one step (with no rinsing required). [(Its non-abrasive formula is designed for use) (Use daily)] on (the following) hard, non-porous environmental surfaces: vinyl, painted surfaces, plastic (surfaces), glazed ceramic, glazed porcelain, chrome, stainless steel, brass, copper, laminated surfaces and baked enamel surfaces associated with floors, walls, ceilings, tables, chairs, countertops, telephones, fixtures, glazed tile, toilets, toilet bowls, urinals, sinks found in (health care facilities [hospitals]), patient rooms, operating rooms, ICU areas, shower rooms, and locker rooms. It can also be used to pre-clean and disinfect (hospital items: wheelchairs, [hospital] [patient] bed rails and linings, wash basins, bed pans, medical equipment surfaces, food establishments, (restaurants), (commercial kitchens) & restrooms), any washable (food and non-food contact) surface (where disinfection is required). Do not use on glasses, dishes, utensils, or interior surfaces of appliances.

Use (this product) (Product Name) to clean, sanitize and disinfect non-porous ambulance equipment and surfaces by rinsing all equipment that comes in prolonged contact with skin before reuse with clean warm water (about 120°F), and allow to air dry. (Precaution: Cleaning at 120°F temperature will avoid overheating and distortion of the ambulance equipment and surfaces that would necessitate replacement.)

[(This product) (Product Name)] is a versatile cleaner, sanitizer and broad-spectrum disinfectant formulated for use on bath and therapy equipment (Whirlpools).

Non-Food Contact Sanitizer.

For use in:

Federally inspected meat and poultry plants on all hard, non-porous (inanimate) (environmental) surfaces in inedible product processing areas, non-processing areas and/or exterior areas. All surfaces must be thoroughly rinsed with potable water.

Federally inspected meat and poultry plants as a floor and wall cleaner for use in all departments. Food products and packaging material must be removed from the room or carefully protected. All surfaces must be thoroughly rinsed with potable water.

Federally inspected meat and poultry plants as a disinfectant agent for use in all departments. Food products and packaging material must be removed from the room or carefully protected. Use product in accordance with its label. All surfaces must be thoroughly rinsed with potable water.

Escherichia coli (E. coli) and Staphylococcus aureus (Staph) are common bacteria found where food is prepared and stored. [(This product) (Product Name)] kills these bacteria and helps prevent cross contamination on (treated) non-food contact kitchen

surfaces listed on this label. A potable water rinse is required after application as a disinfectant on food contact surfaces.

[(This product) (Product Name)] cleans by removing dirt, grime and food soils in food preparation and processing areas. Its non-abrasive formula will not [(harm) (scratch)] surfaces. It cleans, disinfects and eliminates odors leaving surfaces smelling clean and fresh. Use where odors are a problem.

[(This product) (Product Name)] has passed the Virucidal Efficacy of a Disinfectant for Use on Inanimate Environmental Surfaces Utilizing Human (and Canine) Coronavirus.

[(This product) (Product Name)] has passed the Virucidal Efficacy of a Disinfectant for Use on Inanimate Environmental Surfaces Canine Coronavirus.

[(This product) (Product Name)] is effective against [(Canine Parvovirus) (Porcine Parvovirus) (Parvovirus)] at 16 oz. per gallon. Follow the directions under Animal Housing Facilities.

Kills Swine Influenza (Flu) (H1N1) virus.

[(This product) (Product Name)] provides long lasting freshness against tough (pr) odors such as odors from litter boxes and pet accidents.

[(This product) (Product Name)] is a versatile Disinfectant & Sanitizer for Veterinarian, Veterinary Practice, Animal Care, Animal Laboratory, and Agricultural and Farm Premise applications.

[(This product) (Product Name)] cleans by removing dirt, grime, mold, mildew, blood, urine, fecal matter and other common soils found in animal housing facilities, livestock, swine or poultry facilities, grooming facilities, farms, kennels, pet stores, veterinary clinics, laboratories or other small animal facilities. It (also) eliminates odors leaving surfaces smelling clean and fresh.

[(This product) (Product Name)] can be used to disinfect, clean and deodorize terrarium and small animal cages, hot rock, substrate and other hard nonporous (inanimate) (environmental) cage [(equipment) (furniture) (plastic terrarium ornaments) (heat caves) (and) (water dishes)]. (Use on hot rocks not allowed in CA)

[(This product) (Product Name)] cleans, disinfects and deodorizes (hard, non-porous (inanimate) (environmental) surfaces) in one step. [(Its non-abrasive formula is designed for use) (Use daily) (Use daily) (Use daily) (Use daily)] on (hard, non-porous (inanimate) (environmental) surfaces): plated or stainless steel, aluminum, chrome, glazed porcelain, glazed tile, laminated surfaces (associated with floors, walls, countertops, cages, kennels, animal equipment) found in [(barns, pens and stalls) (animal housing facilities)].

[(This product) (Product Name)] has been designed for veterinarians, animal groomers, hair stylists, barbers and beauticians, for use in disinfecting and maintaining clippers. It acts as a virucide* and bactericide while also cleaning. Regular use will help to maintain blades that operate with reduced friction and with smother clipping action. Will help to prolong equipment life. [(This product) (Product Name)] is designed for use in pet salons, animal hospitals, barber and beauty shops. When used as directed it will disinfect metal clipper blades as well as many other hard, non-porous (inanimate) (environmental) surfaces.

[(This product) (Product Name)] cleans rodent soiled areas:

[(This product) (Product Name)] is for Poultry Premise Sanitation (Hatcheries)
Egg Receiving Area Tray Dumping Area Chick Processing Area
Egg Holding Area Chick Holding Area Chick Loading Area
Setter Room Hatchery Room Poultry Buildings

trimmers, razors, blades, tweezers, baths and manicure instruments, and pedicure instruments.

[(This product (Product Name)) is an effective antimicrobial cleaner designed for use by wholesale and retail florists, shippers and green houses.

When used as directed, [(this product (Product Name))] will disinfect hard, non-porous (inanimate) (environmental) surfaces such as flower buckets, floors and walls of coolers, design and packing benches, and countertops.

[(This product (Product Name))] can be relied on to deodorize coolers, buckets, garbage pails and other areas where obnoxious odors develop.

Use (this product (Product Name)) to clean, disinfect and deodorize flower buckets, walls and floors of coolers, shippers, greenhouse packing areas, garbage pails and other areas where obnoxious odors develop.

[(This product (Product Name))] can be used as a general purpose antimicrobial detergent in florist shops, wholesale florist, shippers, green house packing areas and other commercial floriculture places for efficient cleaning and antimicrobial action against certain bacteria which cause: (Not for use in California.)

1. Plugging of stems with slime, which reduces uptake of water for various flowers including roses, chrysanthemums, gladioli and tulips.
2. Production of ethylene gas, which can injure blooms of the various sensitive flowers including carnations, snapdragons, some orchids, baby's breath, sweet peas, freesia and alstroemeria.

Use (this product (Product Name)) to clean, sanitize and disinfect hard non-porous (inanimate) (environmental) surfaces of personal protective safety equipment, protective headgear, athletic helmets, wrestling/boxing headgear, athletic shoe soles, hard hats, half mask respirators, full face breathing apparatus, gas masks, goggles, spectacles, headphones, face shields, hearing protectors and hard non-porous surfaces of ear muffs. Rinse all equipment that comes in prolonged contact with skin before reuse with clean warm water (about 120°F), and allow to air dry. (Precaution: Cleaning at 120°F temperature will avoid overheating and distortion of the personal safety equipment that would necessitate replacement.)

Use to clean and disinfect non-medical (i.e. industrial and fire fighting) respirators in industrial, commercial and institutional premises.

Use [(on) (to clean and disinfect)] non-porous athletic mats, wrestling mats, gymnastic mats, exercise equipment and training tables.

[(This product (Product Name))] is efficient and stable in use dilution.

DIRECTIONS FOR USE

(Note to reviewer: Brackets [] indicate that one option within the brackets MUST be used in the final label text. Each option within the brackets is enclosed in a set of parenthesis ().)

(Note to reviewer: The following statement will be used on all labels.)

It is a violation of Federal Law to use [(this product (Product Name))] in a manner inconsistent with its labeling.

(Note to reviewer: One of The following statements will be used on all labels with applicable use sites - ie, kitchens and food processing areas, except for Fogging directions for use.)

Before using [(this product (Product Name))], food products and packaging materials must be removed from the room or carefully protected. Do not use (this product (Product Name)) to clean or disinfect utensils, glassware, dishes or interior surfaces of appliances.

OR
Before use in federally inspected meat and poultry food processing plants and dairies, food products and packaging materials must be removed from room or carefully protected.

OR
Before using [(this product (Product Name))], food products and packaging materials must be removed from the room or carefully protected.

DISINFECTION PERFORMANCE IN INSTITUTIONS (Hospitals, Dental Offices, Nursing Homes, and Other Health Care Institutions) AND NON-MEDICAL FACILITIES (Households, Schools, Restaurants, Food Services, Dairies, Farms, Beverage and Food Processing Plants and Other Non-Medical Facilities): At 4 fluid ounces (of (this product (product name)) per (one) (1) gallon of water use level (1:32) (or equivalent use dilution) and with a 10-minute contact time, (this product (Product Name)) is effective (in 400 ppm hard water) against the following organisms on hard non-porous (inanimate) (environmental) surfaces:

(OR)

GENERAL DISINFECTANT PERFORMANCE IN NON-MEDICAL FACILITIES (Schools, Restaurants, Food Services, Dairies, Farm, Beverage and Food Processing Plants and Other Non-Medical Facilities): Add 4 ounces (of (this product (Product Name)) to (one) (1) gallon of water. Apply to hard non-porous (inanimate) (environmental) surfaces. Treated surfaces must remain wet for 10 minutes. [(Rinse) (Wipe up excess liquid (with a paper towel)) (allow to air dry)]. Effective against:

Acinetobacter baumannii (ATCC 19003)

Acinetobacter lwoffii (ATCC 9957)

Acinetobacter lwoffii (ATCC 15309)

Bordetella bronchiseptica (ATCC 10580)

Chlamydia psittaci (ATCC VR-125)

Citrobacter freundii (ATCC 8090)

Enterobacter agglomerans (ATCC 27155)

Enterobacter aerogenes (ATCC 13048)

Enterobacter cloacae (ATCC 13047)

Escherichia coli (ATCC 11229)

Escherichia coli O111:H8 (ATCC BAA-184)

Extended Spectrum B-Lactamase (ESBL) *Escherichia coli* (ATCC BAA-196)

Tetracycline Resistant *Escherichia coli* (ATCC 47041)

Enterococcus faecalis (ATCC 19433)

Enterococcus hirae (ATCC 10541)

Fusobacterium necrophorum (ATCC 27852)

Klebsiella oxyfoca (ATCC 13182)

Klebsiella pneumoniae (ATCC 13883)

Listeria monocytogenes (ATCC 19117)

Micrococcus luteus (ATCC 14452)

Micrococcus luteus (ATCC 4698)

Pasturella multocida (ATCC 12947)

Proteus vulgaris (ATCC 9920)

Proteus vulgaris (ATCC 13315)

Pseudomonas aeruginosa (ATCC 15442)

Tetracycline Resistant *Pseudomonas aeruginosa* (ATCC 27853)

Pseudomonas cepacia (ATCC 25416)

Salmonella enterica (ATCC 23564)

Salmonella enterica (ATCC 10708)

Salmonella enterica (ATCC 4931)

Salmonella enterica serotype pullorum (ATCC 19945)

Salmonella typhi (ATCC 6539)

Salmonella typhimurium (ATCC 23564)

Serratia marcescens (ATCC 9103)

Serratia marcescens (ATCC 14756)

Shigella flexneri (ATCC 9380)
Shigella flexneri (ATCC 12022)
Shigella sonnei (ATCC 25931)
Staphylococcus aureus (ATCC 6538)
Staphylococcus aureus (ATCC 25923)
Staphylococcus aureus sub species aureus (ATCC 33586)
Staphylococcus aureus (ATCC 14154)
 Community Associated Methicillin Resistant *Staphylococcus aureus* (CA-MRSA) (Genotype USA400)
 Community Associated Methicillin Resistant *Staphylococcus aureus* (CA-MRSA) (Genotype USA300)
 Methicillin Resistant *Staphylococcus aureus* (MRSA) (ATCC 33592)
Staphylococcus epidermidis (ATCC 14990)
 Antibiotic resistant *Staphylococcus epidermidis* (ATCC 51625)
Streptococcus agalactiae (ATCC 13813)
Staphylococcus haemolyticus (ATCC 29970)
Streptococcus pneumoniae Penicillin Resistant (ATCC 51915)
Streptococcus pyogenes (ATCC 19615)
Streptococcus mutans (ATCC 25175)
 Vancomycin Resistant *Enterococcus faecalis* (VRE) (ATCC 51299)
 Vancomycin Intermediate Resistant *Staphylococcus aureus* (VISA) (ATCC 5836)
Vibrio cholerae (ATCC 11623)
Yersinia enterocolitica (ATCC 23715)

VIRUCIDAL* PERFORMANCE: At 4 ounces (of (this product) (product name)) per (one) (1) gallon of water use level (or equivalent use dilution) (660 ppm active), (this product) (Product Name) was evaluated in the presence of 400 ppm hard water and 5% serum with a 10-minute contact time and found to be effective against the following viruses on hard, non-porous (inanimate) (environmental) surfaces:

Avian Influenza A (H3N2) virus (Avian Reassortant) (ATCC VR-2072)
 Avian Influenza A (H5N1) virus
 Cytomegalovirus
 SARS-associated Coronavirus
 Hantavirus
 Hepatitis B Virus
 Hepatitis C Virus
 Herpes Simplex Virus Type 1 (ATCC VR-773)
 Herpes Simplex Virus Type 2 (ATCC VR-734)
 Human Coronavirus
 Human Immunodeficiency Virus type 1 (HIV 1)
 Influenza A virus (ATCC VR-544) (H3N2)
 Influenza A (H1N1) virus (ATCC VR-1469) (Strain A/PR/8/34)
 Respiratory syncytial virus (ATCC VR-26)

At 4 ounces (of (this product) (Product Name)) per (one) (1) gallon of water (or equivalent use dilution) (660 ppm active) (and in the presence of 400 ppm hard water (CaCO₃)) (and) (5% serum), (this product) (Product Name) was proven to be effective against (Duck) Hepatitis B Virus and Hepatitis C Virus with a contact time of 10 minutes. (The description "Duck" must be used in California).

At 4 fluid ounces per (one) (1) gallon (or equivalent use dilution) (660 ppm active) (and in the presence of 5% organic load), (this product) (Product Name) was proven to be effective against (Duck) Hepatitis B Virus (HBV) and Bovine Viral Diarrhea Virus BVDV (surrogate for human Hepatitis C virus) with a contact time of 10 minutes. (The description "Duck" must be used in California).

At 4 ounces per (one) (1) gallon of water in the presence of 400 ppm of hardness for a 10 minutes contact time, this product was found to be effective against Hantavirus. (OR)

At 4 ounces per (one) (1) gallon of water (or equivalent use dilution) (660 ppm active) (and in the presence of 400 ppm hard water (CaCO₃) and 5% organic load) this product was proven to be effective against Hantavirus with a contact time of 10 minutes.

NON-FOOD CONTACT SANITIZING PERFORMANCE: At 4 ounces (of (this product) (product name)) per (one) (1) gallon use-level (660 ppm active) (or equivalent use dilution), (this product) (Product Name) is an effective one-step sanitizer and a 3-minute contact time against the following on hard non-porous (inanimate) (environmental) surfaces:

Klebsiella pneumoniae (ATCC 4352) *Staphylococcus aureus* (ATCC 6538)

FUNGICIDAL PERFORMANCE: When used as directed at a 1:32 dilution (4 fluid ounces) (of (this product) (product name)) per (one) (1) gallon of water) (or equivalent use dilution) (660 ppm active) and a 10-minute contact time, (this product) (Product Name) is highly effective against the following on hard non-porous (inanimate) (environmental) surfaces:

Aspergillus niger (ATCC 16404)
Candida albicans (ATCC 10231)
Trichophyton mentagrophytes (ATCC 9533) (*Athlete's foot fungus*) (*a cause of Ringworm*)

PREPARATION OF DISINFECTION/FUNGICIDAL/VIRUCIDAL* USE SOLUTION: For heavily soiled areas, a preliminary cleaning is required. [(Add) (Mix)] [(4-ounce) ((a) (one) 4-ounce packet)] (of (this product) (product name)) [(to) (with)] [(one) (1)] gallon of water (1:32) (or equivalent use dilution) to disinfect hard non-porous (inanimate) (environmental) surfaces. Apply use solution using a brush, cloth, mop, sponge, auto scrubber or mechanical spray device (hand pump) coarse pump or trigger spray device) or by immersion so as to thoroughly wet surfaces. For sprayer applications, spray 6-8 inches from surface. Do not breathe spray. Rub with brush, cloth, or sponge. Change cloth, sponge or towels frequently to avoid redeposition of soil. Treated surfaces must remain wet for 10 minutes. [(Rinse) (Wipe up excess liquid (with a paper towel)) (Allow to air dry)]. [(Rinsing of floors is not necessary unless they are to be waxed or polished) (**Rinse all treated surfaces that come in contact with food such as countertops, appliances, tables and stovetops with potable water before reuse)]. [(A fresh solution must be prepared) (Prepare a fresh solution)] at least daily or when use solution becomes visibly [(diluted) (soiled) (dirty)]. (**Note to reviewer: This statement will be used on all labels except for labels of products used exclusively on floors.)

***VIRUCIDAL PERFORMANCE:** For heavily soiled areas, a preliminary cleaning is required. Apply 4 ounces per (one) (1) gallon of water (660 ppm active) (or equivalent use dilution) to surfaces, thoroughly wetting with a brush, cloth, mop, sponge, auto scrubber or mechanical spray device (hand pump) coarse pump, or trigger spray device) or by immersion. For spray applications, spray 6-8 inches from surface. Do not breathe spray. Rub with brush, cloth, or sponge. Treated hard, non-porous (inanimate) (environmental) surfaces must remain wet for ten (10) minutes. [(Rinse) (Wipe up excess liquid (with a paper towel)) (Allow to air dry)]. Change cloth, sponge or towels frequently to avoid redeposition of soil. [(A fresh solution must be prepared) (Prepare a fresh solution)] at least daily or when use solution becomes visibly [(diluted) (soiled) (dirty)].

CLEANING AND DISINFECTION: For heavily soiled areas, a pre-cleaning step is required. For all general cleaning and disinfection, use a 4-ounce (of (this product) (product name)) per (one) (1) gallon of water use solution (1:32 solution) (or equivalent use dilution). Apply use solution to hard nonporous (inanimate) (environmental) surfaces using a brush, sponge, cloth, mop, auto scrubber or mechanical spray device ((hand pump) coarse pump or trigger spray device) or by immersion so as to thoroughly wet surface. For sprayer applications, spray 6-8 inches from surface. Do not breathe

spray. Rub with brush, cloth, or sponge. Allow surfaces to remain wet for 10 minutes. [(Rinse) (Wipe up excess liquid (with a paper towel)) (Allow to air dry)]. Change cloth, sponge or towels frequently to avoid redeposition of soil. [(A fresh solution must be prepared) (Prepare a fresh solution)] at least daily or when use solution becomes visibly [(diluted) (soiled) (dirty)].

FOR USE AS A ONE-STEP CLEANER/DISINFECTANT:

1. Pre-clean heavily soiled areas.
2. Apply (use solution of) 4 ounces (of (this product) (product name)) per (one) (1) gallon of water (660 ppm active) (or equivalent use dilution) to hard, non-porous (inanimate) (environmental) surfaces using a sponge, brush, cloth, mop, auto scrubber or mechanical spray device (hand pump) coarse pump or trigger spray device) or by immersion. For spray applications, spray 6-8 inches from surface. Do not breathe spray.
3. Rub with brush, cloth, or sponge.
4. To disinfect, all surfaces must remain wet for ten (10) minutes.
5. [(Rinse) (Wipe up excess liquid (with a paper towel)) (Allow to air dry)].
6. Change cloth, sponge or towels frequently to avoid redeposition of soil. [(A fresh solution must be prepared) (Prepare a fresh solution)] at least daily or when use solution becomes visibly [(diluted) (soiled) (dirty)].

PREPARATION OF NON-FOOD CONTACT SANITIZER USE SOLUTION: For heavily soiled areas, a preliminary cleaning is required. [(Add) (Mix)] [(4-ounces) (a) (one) 4-ounce packet] (of (this product) (product name)) [(to) (with)] [(one) (1)] gallon of water (1:32) (660 ppm active) (or equivalent use dilution). Apply sanitizer use solution to hard, non-porous (inanimate) (environmental) non-food contact surfaces with a brush, cloth, mop, sponge, auto scrubber, mechanical spray device ((hand pump) coarse pump or trigger spray device) or by immersion so as to thoroughly wet surface to be sanitized. For sprayer applications, spray 6-8 inches from surface. Do not breathe spray. Rub with brush, cloth, or sponge. Treated surfaces must remain wet for 3 minutes. [(Rinse) (Wipe up excess liquid (with a paper towel)) (Allow to air dry)]. Change cloth, sponge or towels frequently to avoid redeposition of soil. [(A fresh solution must be prepared) (Prepare a fresh solution)] at least daily or when use solution becomes visibly [(diluted) (soiled) (dirty)].

TO SANITIZE (AND DEODORIZE): For heavily soiled areas, a preliminary cleaning is required. Apply sanitizer use solution of 4 ounces (of (this product) (Product Name)) per (one) (1) gallon of water to hard, non-porous (inanimate) (environmental) non-food contact surfaces, thoroughly wetting as required. Apply with a brush, cloth, mop, sponge, auto scrubber or mechanical spray device ((hand pump) coarse pump or trigger spray device) or by immersion. For sprayer applications, spray 6-8 inches from surface. Do not breathe spray. Rub with brush, cloth, or sponge. Let stand for 3 minutes. [(Rinse) (Wipe up excess liquid (with a paper towel)) (Allow to air dry)]. Change cloth, sponge or towels frequently to avoid redeposition of soil. [(A fresh solution must be prepared) (Prepare a fresh solution)] at least daily or when use solution becomes visibly [(diluted) (soiled) (dirty)].

FOR DISINFECTING HARD, NON-POROUS (INANIMATE) (ENVIRONMENTAL) SURFACES AGAINST AVIAN INFLUENZA A (H5N1) (N3N2) (H1N1)VIRUS: For use in homes, hospitals, hotels, motels, schools and other non-animal use sites, follow the [(INSTITUTIONAL) DISINFECTANT DIRECTIONS] (PREPARATION OF DISINFECTION/VIRUCIDAL*FUNGICIDAL USE SOLUTION) directions. (OR) For use in animal housing facilities, follow the SPECIAL INSTRUCTIONS FOR INACTIVATING AVIAN INFLUENZA A (H5N1) (H3N2) VIRUS in the Animal Premise section.

DISINFECTION/FUNGICIDAL/VIRUCIDAL* - INSTITUTIONS and NON-MEDICAL DILUTION CHART

Ounces of Product	Amount of Water
1 ounce	1 quart
2 ounces	½ gallon
4 ounces	1 gallon
12 ounces	3 gallons
20 ounces	5 gallons
40 ounces	10 gallons

DILUTION GUIDE:

- For Hospital or Medical Environment claims 4 oz/1 gal. water
- For General or Broad Spectrum claims 4 oz/1 gal. water
- For Public Health Virucidal* claims 4 oz/1 gal. water
- For Animal Virucidal* claims 4 oz/1 gal. water
- For Non-Food Contact Sanitizing claims 4 oz/1 gal. water
- For Fungicidal claims 4 oz/1 gal. water

HOSPITAL/HEALTH CARE/INSTITUTIONAL

(Note for reviewer. For labels that list medical premises and metal and/or stainless steel surfaces, one of the following FDA/EPA Memorandum of Understanding statements must be used.)

[(This product) (Product Name)] is not to be used as a terminal sterilant/high level disinfectant on any surface or instrument that (1) is introduced directly into the human body, either into or in contact with the bloodstream or normally sterile areas of the body, or, (2) contacts intact mucous membranes but which does not ordinarily penetrate the blood barrier or otherwise enter normally sterile areas of the body. [(This product) (Product Name)] can be used to pre-clean or decontaminate critical or semi-critical medical devices prior to sterilization or high-level disinfection.

(Or)

[(Not for use on medical devices or medical equipment surfaces) ((This product) (Product Name))] is not for use on Medical device surfaces).

[(This product) (Product Name)] is a Hospital Disinfectant at 4 fluid ounces per gallon (or equivalent use dilution) (1:32 dilution), modified in the presence of 400 ppm hard water with a 10 minute contact time.

(Or)

When used as directed at [(a 1:32 dilution) (4 ounces per gallon of water)] (or equivalent use dilution), [(this product) (Product Name)] contains 660 ppm of active quaternary germicide, making it highly effective against a [(wide variety) (broad spectrum)] of pathogenic microorganisms (including bacteria, antibiotic resistant bacteria, viruses, fungi, mold and mildew).

INSTITUTIONAL DISINFECTANT DIRECTIONS (Hospitals, Dental Offices, Nursing Homes, and Other Health Care Institutions): For heavily soiled areas, a preliminary cleaning is required. For disinfecting hard, non-porous (inanimate) (environmental) surfaces such as floors, walls, countertops, bathing areas, lavatories, bed frames, tables, chairs, garbage pails, [(add) (mix)] [(4 ounces) (a) (one) 4-ounce packet] (of (this product) (Product Name)) [(to) (with)] [(one) (1)] gallon of water (1:32) (or equivalent use dilution) (660 ppm active) to disinfect hard, non-porous (inanimate) (environmental) surfaces. Apply use solution to surfaces, thoroughly wetting surfaces with a brush, cloth, mop, sponge, auto scrubber or mechanical spray device ((hand pump) coarse pump or trigger spray device) or by immersion. For sprayer applications, spray 6-8 inches from surface. Do not breathe spray. Rub with brush, cloth, or sponge. Treated surfaces must remain wet for 10 minutes. [(Rinse) (Wipe up excess liquid (with a paper towel)) (Allow to air dry)]. Change cloth, sponge or towels frequently to avoid

redeposition of soil. [(A fresh solution must be prepared) (Prepare a fresh solution)] at least daily or when use solution becomes visibly [(diluted) (soiled) (dirty)].

***KILLS HIV, HBV AND HCV ON PRECLEANED ENVIRONMENTAL SURFACES/OBJECTS PREVIOUSLY SOILED WITH BLOOD/BODY FLUIDS** in health care settings or other settings in which there is an expected likelihood of soiling of inanimate surfaces/objects with blood or body fluids and in which the surfaces/objects likely to be soiled with blood or body fluids can be associated with the potential for transmission of Human Immunodeficiency Virus Type 1 (HIV-1) (associated with AIDS), Hepatitis B Virus (HBV) and Hepatitis C Virus (HCV).

SPECIAL INSTRUCTIONS FOR CLEANING AND DECONTAMINATION AGAINST HIV-1, HBV AND HCV ON SURFACES/OBJECTS SOILED WITH BLOOD/BODY FLUIDS.

Personal Protection: [(Clean up must always be done wearing protective latex gloves, gowns, masks and eye protection) (Specific barrier protection items to be used when handling items soiled with blood or body fluids are disposable latex gloves, gowns, masks and eye protection)].

Cleaning Procedure: Blood and other body fluids (containing HIV-1, HBV and HCV) must be thoroughly cleaned from hard nonporous (inanimate) (environmental) surfaces and objects before application of [(this product) (Product Name) (the disinfectant)].

Disposal of Infectious Materials: Blood and other body fluids, cleaning materials and clothing must be autoclaved and disposed of according to federal, state and local regulations for infectious waste disposal.

Contact Time: Leave hard nonporous (inanimate) (environmental) surfaces wet for 10 minutes with a 4 fluid ounces per gallon use solution (or equivalent use dilution).

SURGICAL INSTRUMENT PRESOAK: Add 4 ounces (of this product) (Product Name) to [(1) (one)] gallon of water (or equivalent use dilution) (660 ppm active). Place pre-cleaned instruments in solution to presoak surgical instruments for a minimum of 10 minutes, then proceed with normal sterilization procedure. [(A fresh solution must be prepared) (Prepare a fresh solution)] at least daily or when use solution becomes visibly [(diluted) (soiled) (dirty)].

Note: Plastic instruments can remain immersed until sterilization. Metal instruments must be removed after 10 minutes, rinsed, dried, and kept in a clean non-contaminated receptacle until sterilization. Prolonged soaking will cause damage to metal instruments. Surgical instruments must be sterilized before use.

ULTRASONIC BATH DISINFECTANT/FUNGICIDAL DIRECTIONS: Pre-clean heavily soiled objects. Use (this product) (Product Name) to disinfect hard, non-porous (inanimate) (environmental) non-critical objects compatible with Ultrasonic cleaning units. Pour a fresh solution of 4 ounces (of this product) (Product Name) per (one) (1) gallon of water (or equivalent use dilution) (660 ppm active) directly into bath chamber. Place objects into unit and operate for a minimum of 10 minutes (according to manufacturers' use directions). [(Remove objects and [(wash) (rinse)] with sterile water (for injection)) (Allow to air dry)]. [(A fresh solution must be prepared) (Prepare a fresh solution)] at least daily or when use solution becomes visibly [(diluted) (soiled) (dirty)].

FOR DISINFECTING/FUNGICIDAL HARD, NON-POROUS (INANIMATE) (ENVIRONMENTAL) (FIBERGLASS) BATH AND THERAPY EQUIPMENT: To remove body oils, dead tissue, soil and all other buildups or organic matter on hard nonporous (inanimate) (environmental) surfaces after using the unit, drain the water and refill with fresh water to just cover the intake valve. Add 4 ounces (of this product) (Product Name) for each gallon of water (or equivalent use dilution) (660 ppm active) in the unit at this point. Briefly start the pump to circulate the solutions. Turn off pump.

Wash down the unit sides, seat of the chair lift, and any/all related equipment with a clean swab, brush or sponge. [(Product to surface contact time must be at least) (Treated surfaces must remain wet for)] 10 minutes for proper disinfection. After the unit has been thoroughly disinfected, drain solutions from the unit and rinse any/all cleaned/disinfected surfaces with fresh water. The unit is ready for reuse.

CLEANING AND DISINFECTING HARD, NON-POROUS (INANIMATE) (ENVIRONMENTAL) SURFACES ON PERSONAL PROTECTIVE EQUIPMENT (RESPIRATORS): Pre-clean equipment if heavily soiled to ensure proper surface contact. Add 4 ounces (of this product) (Product Name) to one gallon of water (or equivalent use dilution) (660 ppm active). Gently mix for uniform solution. Apply solution to hard, non-porous (inanimate) (environmental) surfaces of the respirator with a brush, cloth, mop, sponge, auto scrubber or mechanical spray device (hand pump) coarse pump or trigger spray device) or by immersion. Thoroughly wet all surfaces to be disinfected. For spray applications, spray 6-8 inches from surface. Do not breathe spray. Rub with brush, cloth, or sponge. Treated surfaces must remain wet for ten (10) minutes. Remove excess solution from equipment prior to storage. Change cloth/sponge or towels frequently to avoid redeposition of soil. [(A fresh solution must be prepared) (Prepare a fresh solution)] at least daily or when use solution becomes visibly [(diluted) (soiled) (dirty)]. The user must comply with all OSHA regulations for cleaning respiratory protection equipment (29 CFR § 1910.134).

SANITIZER DIRECTIONS FOR NON-FOOD CONTACT SURFACES IN INSTITUTIONAL FACILITIES

ULTRASONIC BATH SANITIZER DIRECTIONS: Pre-clean soiled objects. Use (this product) (Product Name) to sanitize hard, non-porous (inanimate) (environmental) non-critical objects compatible with Ultrasonic cleaning units. Pour a fresh solution of 4 ounces per (one) (1) gallon of water (or equivalent use dilution) (660 ppm active) directly into bath chamber. Place objects into unit and operate for a minimum of 3 minutes (according to manufacturers' use directions). [(Remove objects and rinse with sterile water (for injection)) (Allow to air dry)]. [(A fresh solution must be prepared) (Prepare a fresh solution)] at least daily or when use solution becomes visibly [(diluted) (soiled) (dirty)].

Note: [(This product) (product name)] in its use solution is compatible with stainless steel, aluminum and most other hard nonporous (inanimate) (environmental) surfaces. Before product use, it is recommended that you apply product to a smaller test area to determine compatibility before proceeding with its use.

SANITIZATION OF HARD, NON-POROUS (INANIMATE) (ENVIRONMENTAL) SURFACES ON PERSONAL PROTECTIVE EQUIPMENT (RESPIRATORS): Add 4 ounces (of this product) (Product Name) to 1 gallon of water (or equivalent use dilution) (660 ppm active). Gently mix for uniform solution. Apply solution to hard, non-porous (inanimate) (environmental) surfaces of the respirator with a brush, cloth, mop, sponge, auto scrubber or mechanical spray device ((hand pump) coarse pump or trigger spray device) or by immersion. Thoroughly wet all surfaces to be disinfected. Treated surfaces must remain wet for three (3) minutes. Remove excess solution from equipment prior to storage. Change cloth, sponge or towels frequently to avoid redeposition of soil. [(A fresh solution must be prepared) (Prepare a fresh solution)] at least daily or when use solution becomes visibly [(diluted) (soiled) (dirty)].

FOOD PROCESSING PREMISES

DIRECTIONS FOR FOOD PROCESSING PLANTS: For use on non-food contact hard nonporous (inanimate) (environmental) surfaces such as floors, walls, tables, garbage

cans and disposal areas. Follow the **PREPARATION OF DISINFECTION/VIRUCIDAL*/FUNGICIDAL USE SOLUTION** use directions.

DIRECTIONS FOR FOOD STORAGE AREAS: For use on non-food contact hard nonporous (inanimate) (environmental) surfaces such as shelves, floors, walls and tables. Follow the **PREPARATION OF DISINFECTION/VIRUCIDAL*/FUNGICIDAL USE SOLUTION** use directions.

FOR USE AS A CLEANER/DISINFECTANT IN FOOD PROCESSING PLANTS:

1. For heavily soiled areas, thoroughly clean surface prior to disinfecting.
2. Apply use solution of 4 oz (of this product) (Product Name)) per (one) (1) gallon of water evenly over hard nonporous (inanimate) (environmental) surfaces using a brush, cloth, mop, sponge, auto scrubber or mechanical spray device (hand pump) coarse pump or trigger spray device) or by immersion. Be sure to wet all surfaces thoroughly. For spray applications, spray 6-8 inches from surface. Do not breathe spray. Rub with brush, cloth, or sponge.
3. Allow product to remain on surface for ten (10) minutes.
4. [(Wipe with clean cloth, sponge or paper towel) (Wipe up excess liquid (with a paper towel))]. Change cloth, sponge or towels frequently to avoid redeposition of soil.
5. When disinfecting food contact surfaces used for food preparation, rinse surfaces thoroughly with potable water. [(This product) (Product Name)] must not be used to clean the following surfaces: utensils, glassware, dishes or interior surfaces of processing equipment.
6. [(A fresh solution must be prepared) (Prepare a fresh solution)] at least daily or when use solution becomes visibly [(diluted) (soiled) (dirty)].

TO DISINFECT FOOD-PROCESSING AND TOBACCO PREMISES: For heavily soiled areas, a pre-cleaning step is required. For use on floors, walls, storage areas and other hard nonporous (inanimate) (environmental) surfaces, [(add) (mix)] [(4 ounces) ((a) (one) 4-ounce packet)] (of this product) (Product Name)] [(to) (with)] 1 gallon of water (or equivalent use dilution) (660 ppm active). Apply solution with a brush, mop, cloth, sponge, auto scrubber or mechanical spray device ((hand pump) coarse pump or trigger spray device) or by immersion so as to wet all surfaces thoroughly. For sprayer application, spray 6-8 inches from surface. Rub with brush, cloth, or sponge. Allow surface to remain wet for 10 minutes. [(Then remove excess liquid (with a paper towel) and rinse the surface with potable water) (After use, all surfaces in the area must be thoroughly rinsed with potable water)]. Change cloth, sponge or towels frequently to avoid redeposition of soil. [(A fresh solution must be prepared) (Prepare a fresh solution)] at least daily or when use solution becomes visibly [(diluted) (soiled) (dirty)].

TO DISINFECT FOOD SERVICE ESTABLISHMENT FOOD CONTACT SURFACES

For heavily soiled areas, a pre-cleaning step is required. For use on countertops, exterior surfaces of appliances, tables and other hard nonporous (inanimate) (environmental) surfaces, [(add) (mix)] [(4 ounces) (a) (one) 4-ounce packet) (of this product) (Product Name)] [(to) (with)] one gallon of water (or equivalent use dilution) (660 ppm active). Apply solution with a brush, mop, cloth, sponge, auto scrubber or mechanical spray device ((hand pump) coarse pump or trigger spray device) or by immersion so as to wet all surfaces thoroughly. For sprayer applications, spray 6-8 inches from surface. Rub with brush, cloth, or sponge. Allow surface to remain wet for 10 minutes. [(Wipe with clean cloth, sponge or paper towel) (Wipe up excess liquid (with a paper towel) (Then remove excess liquid)]. [(Rinse the surface with potable water) (After use, all surfaces in the area must be thoroughly rinsed with potable water)]. Change cloth, sponge or towels frequently to avoid redeposition of soil. [(A fresh solution must be prepared) (Prepare a fresh solution)] at least daily or when use solution becomes visibly [(diluted) (soiled) (dirty)].

FOR USE ON NON-FOOD CONTACT SURFACES AS A DISINFECTANT IN THE BREWERY INDUSTRY: Follow the [(DIRECTIONS FOR FOOD PROCESSING PLANTS) (FOR USE AS A CLEANER/DISINFECTANT IN FOOD PROCESSING PLANTS) (TO DISINFECT FOOD-PROCESSING AND TOBACCO PREMISES)] use directions.

DISINFECTING POTATO STORAGE AREA AND EQUIPMENT: Remove all potatoes prior to disinfection of potato storage area and equipment. Follow the [(DIRECTIONS FOR FOOD PROCESSING PLANTS) (FOR USE AS A CLEANER/DISINFECTANT IN FOOD PROCESSING PLANTS) (TO DISINFECT FOOD-PROCESSING AND TOBACCO PREMISES)] use directions.

DIRECTIONS FOR FOGGING IN DAIRIES, BEVERAGE AND FOOD PROCESSING PLANTS: Prior to fogging, food products and packaging material must be removed from the room or carefully protected. After cleaning, fog desired areas using 1 quart per 1000 cubic feet of room area with a solution containing 7.2 ounces of product to 1 gallon of water (1,200 ppm active) (or equivalent use dilution). Wear a dust mist respirator when mixing the use solution and pouring it into the fogging apparatus. Vacate the air of all personnel during fogging and for a minimum of 2 hours after fogging and minimum of 4 air exchanges (ACH) per hour in the facility. All food contact surfaces must be sanitized with an EPA approved food contact sanitizer solution prior to use. [(All food contact surfaces must be thoroughly rinsed prior to reuse with potable water) (Allow food contact surfaces to drain thoroughly before operations are resumed)].

Note: The fog generated is irritating to the eyes, skin and mucous membranes. Under no circumstances must a room or building be entered by anyone within two hours of the actual fogging and a minimum of 4 air exchanges (ACH) per hour in the facility. If the building must be entered, then the individuals entering the building must wear a self-contained respirator approved by NIOSH/MSHA, goggles, long sleeves and long pants. **FOGGING IS TO BE USED AS AN ADJUNCT TO ACCEPTABLE MANUAL CLEANING AND DISINFECTING OF ROOM AND MACHINE SURFACES.**

SANITIZER DIRECTIONS FOR NON-FOOD CONTACT SURFACES IN FOOD PROCESSING FACILITIES

SHOE (BOOT) BATH SANITIZER DIRECTIONS: To prevent cross contamination from area to area in animal areas, and the packaging and storage areas of food plants, shoe baths containing one inch of freshly made sanitizing solution must be placed at all entrances to buildings, hatcheries and at all the entrances to the production and packaging rooms. Scrape waterproof shoes and place in a 4-ounce (of this product) (Product Name)) per (one) (1) gallon of water (or equivalent use dilution) (660 ppm active) use solution for 3 minutes prior to entering area. [(A fresh solution must be prepared) (Prepare a fresh solution)] at least daily or when use solution becomes visibly [(diluted) (soiled) (dirty)].

FOR FOOT DIP OF WATER PROOF FOOTWEAR: Use (this product) (Product name) at 4 ounces per (one) (1) gallon of water in foot dip tray. Shoe baths must contain at least 1 inch of freshly made solution and be placed at the entrances to buildings. Scrape shoes and place in diluted solution for 3 minutes before entering building. Change solution in bath daily or soon if solution appears dirty.

SHOE FOAM DIRECTIONS: To prevent cross contamination from area to area in animal areas, and the packaging and storage areas of food plants, apply a foam layer approximately 0.5 to 2 inches thick made from a solution of 4 - 8 ounces per (one) (1) gallon of water (or equivalent use dilution) at all entrances to buildings, hatcheries, production and packaging rooms by using a foam generating machine or aerator to apply foam layer. Follow the foaming directions as specified by the manufacturer of the

foam generator/aerator. Scrape waterproof shoes. Stand and/or walk through foamed area for 3 minutes prior to entering area. Foam area must be washed and replaced at least daily or when it appears visibly [(diluted) (soiled) (dirty)].

(For food processing or other facilities that have installed entryway sanitizing systems.)

ENTRYWAY SANITIZING SYSTEMS: To prevent cross contamination from area to area, set the system to deliver 4 - 8 oz. per (one) (1) gallon of water of sanitizing solution. The [(spray) (foam)] must cover the entire path of the doorway. Set the system so that a continuous wet blanket of sanitizer solution is delivered to the floor.

Do not mix other foam additives to the sanitizing solution.

MUSHROOM FARM INDUSTRY USE DIRECTIONS

Site Preparation: The first step in any ongoing sanitation program must be the removal of gross contamination and debris. This may be accomplished by using a shovel, broom, or vacuum, depending on the area to be disinfected.

Disinfection: For heavily soiled areas, preclean first. Use a 4-ounces (of (this product) (Product Name)) per (one) (1) gallon of water (or equivalent dilution) use solution. Wet all hard nonporous (inanimate) (environmental) surfaces thoroughly. Treated surfaces must remain wet for 10 minutes. Let air-dry. Prepare a fresh solution for each use.

For Heavy Duty Cleaning: When greater cleaning is desired, use a 16-ounce (of (this product) (Product Name)) per (one) (1) gallon of water (or equivalent dilution) use solution. Heavily soiled areas will require repeated cleaning before treatment.

DO NOT APPLY TO THE MUSHROOM CROP, COMPOST OR CASING. Rinse treated surfaces with potable water before they contact the crop, compost or casing.

ANIMAL PREMISES

*(**Note to reviewer: Use of higher dilution rate is required for additional organisms. The inclusion of hog operations mandates the higher rate)
(Note to reviewer: The following statement will be used with all of the use directions in this section except terrarium and small animal cage, reptile tank and fogging directions.)*

Prior to use (of (this product) (Product Name)), cover or remove all food and packaging material before disinfection and remove all animals and feeds from [(premises) (areas to be treated)], animal transportation vehicles (trucks, cars), and enclosures (coops, crates, kennels, stables). Remove all litter, droppings and manure from floors, walls and surfaces of barns, pens, stalls, chutes and other surfaces of facilities and fixtures occupied or traversed by poultry or other animals. Empty all troughs, racks and other feeding and watering appliances. Thoroughly clean surfaces with soap or detergent and rinse with water.

ANIMAL PREMISE VIRUCIDAL* PERFORMANCE: At a 4-ounce per gallon of water use level (660 ppm active) (or equivalent use dilution), [(this product) (Product Name)] was evaluated (in the presence of 5% serum) and with a 10-minute contact time and found to be effective against the following viruses on hard, non-porous (inanimate) (environmental) surfaces:

- Avian Infectious Bronchitis virus Beaudette IB42
- Avian Influenza A (H5N1) virus
- Avian Influenza A (H3N2) virus (Avian Reassortant) (ATCC VR-2072)
- Canine Coronavirus
- Canine Distemper virus (ATCC VR-128)
- Feline Picornavirus (ATCC VR-649)
- Infectious Bovine Rhinotracheitis virus (ATCC VR-188)
- Pseudorabies virus (ATCC VR-135)
- Swine Influenza A (H1N1) virus (ATCC VR-333) (Strain A/Swine/Iowa/15/50)
- Transmissible Gastroenteritis virus

Vaccinia virus (ATCC VR-119)

****EFFECTIVENESS AGAINST CANINE PARVOVIRUS (CPV), MICE PARVOVIRUS AND PORCINE PARVOVIRUS AND RABIES:** At a 16-ounce per gallon of water use level (or equivalent dilution), [(this product) (Product Name)] was evaluated (in the presence of 5% serum) and with a 10-minute contact time and found to be effective against the following viruses on hard, non-porous (inanimate) (environmental) surfaces:

Canine Parvovirus (CPV) (16 oz. per gallon)

Mice (Parvovirus) (16 oz. per gallon)

Rabies (16 oz. per gallon)

Porcine Parvovirus (16 oz. per gallon)

SITE PREPARATION: The first step in any on-going sanitation program must be the removal of gross contamination and debris. This can be accomplished using a shovel, broom, or vacuum depending on the area to be disinfected. The efficacy of even the most efficient germicidal cleaner is reduced in the presence of heavy organic matter. Once the heavy debris is eliminated thoroughly clean all surfaces with soap or detergent and rinse with water.

GENERAL APPLICATION USE DIRECTIONS: [(Saturate with) (Use) (Apply), disinfecting or virucidal* solution of 4 oz. (of (this product) (Product Name)) per (one) (1) gallon of water (or equivalent use dilution) (660 ppm active) to hard nonporous (inanimate) (environmental) surfaces so as to wet thoroughly. Apply by cloth, mop, brush, sponge, auto scrubber or mechanical spray device (hand pump) coarse pump or trigger spray device) or by immersion. For spray applications, spray 6-8 inches from surface. Do not breathe spray. Rub with brush, cloth, or sponge. Allow surfaces to remain wet for a period of 10 minutes. Immerse all halters, and other types of hard nonporous (inanimate) (environmental) equipment used in handling and restraining animals, as well as forks, shovels, and scrapers used for removing litter and manure in the use solution. Ventilate buildings, coops and other closed spaces. Do not house animals or employ equipment until treatment has been absorbed, set or dried. Thoroughly scrub all treated feed racks, troughs, automatic feeders, fountains and waterers and other treated equipment which can contact food or water with soap or detergent, and rinse with potable water before reuse. Change cloth, sponge or towels frequently to avoid redeposition of soil. [(A fresh solution must be prepared) (Prepare a fresh solution)] at least daily or when use solution becomes visibly [(diluted) (soiled) (dirty)].

VETERINARY CLINICS/ANIMAL LIFE SCIENCE LABORATORY/ANIMAL CARE FACILITIES/ANIMAL RESEARCH CENTERS/ANIMAL LABORATORY/ANIMAL QUARANTINE AREAS/ANIMAL BREEDING FACILITIES/ZOO/PET SHOP/ANIMAL HUSBANDRY/ KENNELS/BREEDING AND GROOMING ESTABLISHMENTS/ TACK SHOPS DISINFECTION DIRECTIONS: For cleaning and disinfecting (the following) hard, non-porous (inanimate) (environmental) surfaces (in the following (premises) (areas to be treated)) ((such as) equipment, utensils, instrument's cages, kennels, stables, stalls and catteries, and other hard-nonporous (inanimate) (environmental) surfaces), [(saturate with) (use) (apply)] a use solution of [(4 oz) (**16 oz)] (of (this product) (Product Name)) per (one) (1) gallon of water (or equivalent use dilution) so as to wet thoroughly. Apply by cloth, mop, brush, sponge, auto scrubber or mechanical spray device (hand pump) coarse pump or trigger spray device) or by immersion. For spray applications, spray 6-8 inches from surface. Do not breathe spray. Rub with brush, cloth, or sponge. Allow surfaces to remain wet for a period of 10 minutes. Immerse all halters and other types of hard, non-porous (inanimate) (environmental) equipment used in handling and restraining animals as well as forks, shovels, scrapers used in removing litter and manure in the use solution. Ventilate buildings and other closed spaces. Do not house animals or employ equipment until treatment has been

absorbed, set or dried. Thoroughly scrub all treated feed racks, automatic feeders, waterers and other treated equipment that dispenses food or water with soap or detergent, and rinse with potable water before reuse. Change cloth, sponge or towels frequently to avoid redeposition of soil. [(A fresh solution must be prepared) (Prepare a fresh solution)] at least daily or when use solution becomes visibly [(diluted) (soiled) (dirty)].

SPECIAL INSTRUCTIONS FOR CLEANING AND DISINFECTING AREAS WHICH MAY BE INFESTED WITH HANTAVIRUS

Infection with Hantavirus occurs by inhalation of infectious materials. CDC recommends that persons involved with cleanup wear coveralls, (disposable, if possible), rubber boots or disposable shoe covers, rubber or plastic gloves, protective goggles, and a half mask air purifying, negative pressure respirator with a high efficiency particulate air (HEPA) filter or a powered air-purifying respirator (PAPR) with HEPA filter. Disinfect Personal protective gear upon removal at the end of the day. If coveralls are not disposable, they must be laundered on site. If no laundry facilities are available, the coveralls must be immersed in liquid disinfectant until they can be washed.

All potential infective waste material (including respirator filter) from cleanup operations that cannot be burned or deep buried on site must be double bagged in appropriate plastic bags. The bagged material must then be labeled as infectious (if it is to be transported) and disposed of in accordance with local requirements for infectious wastes.

Rodent droppings and visible dust may be reservoirs for Hantavirus. If you are cleaning out a building that has been closed up, such as a cabin, shed or garage:

- a. Air out the building for at least 30 minutes by opening windows and doors.
- b. Leave the building while it is airing out.
- c. Do not vacuum, sweep or dust. This may spread the virus through the air.
- d. Thoroughly wet the contaminated areas with 4 ounces per gallon of water and allow solution to stand undisturbed for 10 minutes.
- e. Carefully remove contaminated material and dispose by burial or burning. Contact your local and state health department for additional disposal methods.
- f. Treat the surface again following the label directions and allow solution to stand undisturbed for 10 minutes.

DRESSING PLANT AND RENDERING PLANT DISINFECTANT/VIRUCIDE*/FUNGICIDE DIRECTIONS (RENDERING PLANT/DRESSING PLANT DISINFECTANT/VIRUCIDE*/FUNGICIDE DIRECTIONS): [(Saturate with) (Use) (Apply)] disinfecting or virucidal* solution of 4 oz. (of this product) (Product Name)) per (one) (1) gallon of water (or equivalent use dilution) (660 ppm active) to hard nonporous (inanimate) (environmental) surfaces (such as walls, floors, loading platforms, and other hard nonporous (inanimate) (environmental) surfaces) in poultry and animal dressing plants so as to wet thoroughly. Apply by cloth, mop, brush, sponge, auto scrubber or mechanical spray device (hand pump) coarse pump or trigger spray device) or by immersion. For spray applications, spray 6-8 inches from surface. Do not breathe spray. Rub with brush, cloth, or sponge. Surfaces must remain wet for 10 minutes then thoroughly rinsed with potable water before operations are resumed. Change cloth, sponge or towels frequently to avoid redeposition of soil. [(A fresh solution must be prepared) (Prepare a fresh solution)] at least daily or when use solution becomes visibly [(diluted) (soiled) (dirty)].

TERRARIUM AND SMALL ANIMAL CAGE AND CAGE FURNITURE DISINFECTION:

Animals frequently defecate on hot rocks and other hard non-porous (inanimate) (environmental) cage furniture items inside your terrarium. This can result in high bacteria and ammonia levels that can lead to possible infection/disease in your animals.

When used regularly [(this product) (Product Name)] can eliminate these high bacteria/ammonia levels in your cage and on your cage furniture items. (Use on hot rocks not allowed in CA.)

1. Remove all animals.
2. Thoroughly clean all surfaces and objects (hot rocks, caves, cage furniture, feeding and watering dishes, and appliances) including the substrate in the terrarium or cage with soap or detergent and rinse with water.
3. Saturate all hard nonporous (inanimate) (environmental) surfaces (such as floors, walls, cages and other washable hard, non-porous (environmental) (inanimate) surfaces) with the disinfecting and virucidal* solution of [(4 oz) (**16 oz.)] (of this product) (Product Name)) per (one) (1) gallon of water so as to wet thoroughly.
4. Apply by cloth, mop, brush, sponge, auto scrubber or mechanical spray device ((hand pump) coarse pump or trigger spray device) or by immersion. For spray applications, spray 6-8 inches from surface. Do not breathe spray. Rub with brush, cloth, or sponge. For smaller surfaces, use a trigger spray bottle to spray all surfaces with solution.
5. Allow surfaces to remain wet for a period of 10 minutes.
6. Saturate gravel as above and let stand for 10 minutes. Place in bucket of clean, water and swirl for 15-30 seconds. Thoroughly air dry before returning to terrarium.
7. Thoroughly scrub all treated surfaces (except gravel) with soap or detergent and rinse with potable water before reuse.
8. Do not return animals to the habitat until it is dry and ventilated.
9. Clean terrarium at least once weekly or more as needed. Change cloth, sponge or towels frequently to avoid redeposition of soil.
10. [(A fresh solution must be prepared) (Prepare a fresh solution)] at least daily or when use solution becomes visibly [(diluted) (soiled) (dirty)].

Note: Do not apply (this product) (Product Name) directly onto the small animal. If [(this product) (Product Name)] comes into contact with the small animal's skin, then immediately wash the material off of the animal with lukewarm water. If the small animal ingests [(this product) (Product Name)], contact your veterinarian immediately. Substrates for desert terrariums (i.e. gravel) must be completely dry before returning to terrarium to avoid high humidity levels. Always replace substrate if a foul odor persists.

REPTILE TANK CLEANING AND DISINFECTION DIRECTIONS: Remove all reptiles from the [(enclosure) (tank)] prior to cleaning and disinfecting. Remove all litter or droppings from surfaces. Empty all equipment used for feeding or watering reptiles. Thoroughly clean all surfaces with soap or detergent and rinse with water. [(Saturate with) (Use) (Apply)] disinfecting and virucidal* solution of 4 oz. (of this product) (Product Name)) per (one) (1) gallon of water (or equivalent dilution) (660 ppm active) to hard nonporous (inanimate) (environmental) surfaces, (of the enclosure) (tank)). Apply by cloth, mop, brush, sponge, auto scrubber or mechanical spray device (hand pump) coarse pump or trigger spray device) or by immersion until thoroughly wet. For spray applications, spray 6-8 inches from surface. Do not breathe spray. Allow surfaces to remain wet for 10 minutes. Wipe dry (with a paper towel). Rinse all surfaces that come in contact with food with potable water before reuse. Allow the enclosure (tank) to ventilate for a minimum of 10-15 minutes before replacing the reptiles. Change cloth, sponge or towels frequently to avoid redeposition of soil. [(A fresh solution must be prepared) (Prepare a fresh solution)] at least daily or when use solution becomes visibly [(diluted) (soiled) (dirty)].

Note: Do not apply (This product) (Product Name) directly onto the reptile. If [(this product) (product name)] comes into contact with the reptile's skin, then immediately wash the material off of the animal with lukewarm water. If the reptile ingests [(this product) (Product Name)], contact your veterinarian immediately.

FARM PREMISE DISINFECTION DIRECTIONS

FARM PREMISE USE (Equine, Poultry/Turkey, Dairy and Hog Farms): Do not use in milking stalls, milking parlors or milk houses. [(Saturate with) (Use) (Apply)] [(4 oz) (**16 oz)] (of this product) (Product Name) per (one) (1) gallon of water to hard nonporous (inanimate) (environmental) surfaces. allow (hard nonporous (inanimate) (environmental)) surfaces to remain wet for a period of 10 minutes. Apply by cloth, mop, brush, sponge, auto scrubber or mechanical spray device ((hand pump) coarse pump or trigger spray device) or by immersion. For spray applications, spray 6-8 inches from surface. Do not breathe spray. Immerse all halters and other types of equipment used in handling and restraining animals as well as forks, shovels and scrapers used in removing litter and manure. Ventilate buildings, cars, trucks, boats and other closed spaces. Do not house livestock or employ equipment until treatment has been absorbed, set or dried. Thoroughly scrub all treated feed racks, mangers, troughs, automatic feeders, fountains and waterers and other treated equipment with soap or detergent and rinse with potable water before reuse. Change cloth, sponge or towels frequently to avoid redeposition of soil. [(A fresh solution must be prepared) (Prepare a fresh solution)] at least daily or when use solution becomes visibly [(diluted) (soiled) (dirty)].

FOR USE IN EQUINE, DAIRY AND HOG FARMS:

1. [(Saturate with) (Use) (Apply)] a [(4-oz) (**16-oz)] (of (this product) (Product Name)) per (one) (1) gallon of water use solution to all hard nonporous (inanimate) (environmental) surfaces.
2. Apply by cloth, mop, brush, sponge, auto scrubber or mechanical spray device ((hand pump) coarse pump or trigger spray device) or by immersion. For spray applications, spray 6-8 inches from surface. Do not breathe spray.
3. Immerse all halters and other types of equipment used in handling and restraining animals as well as forks, shovels, scrapers used in removing litter and manure.
4. Allow all surfaces to remain wet for a period of 10 minutes
5. Ventilate buildings, cars, trucks, boats and other closed spaces. Do not house livestock or employ equipment until treatment has been absorbed, set and dried.
6. Thoroughly scrub all treated feed racks, mangers, troughs, automatic feeders, fountains and waterers and other treated equipment with soap or detergent and rinse with potable water before reuse.
7. Change cloth, sponge or towels frequently to avoid redeposition of soil.
8. [(A fresh solution must be prepared) (Prepare a fresh solution)] at least daily or when use solution becomes visibly [(diluted) (soiled) (dirty)].

VEAL, CALVING, HOG, CATTLE AND HORSE OPERATIONS: Between depopulations of facilities, cleaning and disinfection of pens, hutches, aisles and other environmental surfaces can be required. Flush soils from these areas. [(Saturate with) (Use) (Apply)] the disinfecting and virucidal* solution of [(4 oz) (**16 oz.)] (of (this product) (Product Name)) per (one) (1) gallon of water to hard nonporous (inanimate) (environmental) surfaces and allow to remain wet for a period of 10 minutes. Apply by cloth, mop, brush, sponge, auto scrubber or mechanical spray device ((hand pump) coarse pump or trigger spray device) or by immersion. For spray applications, spray 6-8 inches from surface. Do not breathe spray. Immerse all halters, ropes and other types of hard nonporous (inanimate) (environmental) equipment used in handling and restraining animals as well as forks, shovels and scrapers used in removing litter and manure. Ventilate buildings, cars, trucks, boats and other closed spaces. Do not house livestock or employ equipment until treatment has been absorbed, set or dried. Thoroughly scrub all treated feed racks, mangers, troughs, automatic feeders, fountains and waterers and other treated equipment with soap or detergent and rinse with potable water before reuse. Change cloth, sponge or towels frequently to avoid redeposition of

soil. [(A fresh solution must be prepared) (Prepare a fresh solution)] at least daily or when use solution becomes visibly [(diluted) (soiled) (dirty)].

FOR USE IN THE TREATMENT OF ANIMAL HOUSING FACILITIES:

1. (Apply) (Use) (Saturate with)] [(4 oz) (**16 oz)] (of (this product) (Product Name)) per (one) (1) gallon of water to hard nonporous (inanimate) (environmental) surfaces (such as floors, walls, cages and other washable hard, non-porous (inanimate) (environmental) surfaces).
2. Apply by cloth, mop, brush, sponge, auto scrubber or mechanical spray device ((hand pump) coarse pump or trigger spray device) or by immersion. For spray applications, spray 6-8 inches from surface. Do not breathe spray. For smaller surfaces, use a coarse trigger spray bottle to spray all surfaces with solution until wet.
3. Immerse all halters and other types of hard nonporous (inanimate) (environmental) equipment used in handling and restraining animals as well as forks, shovels, scrapers used in removing litter and manure.
4. All treated surfaces must remain wet for ten (10) minutes.
5. Ventilate buildings, cars, trucks, boats and other closed spaces. Do not house [(animals) (livestock)] or employ equipment until [(treatment has been absorbed, set and dried) (product has dried)].
6. Thoroughly scrub all treated feed racks, mangers, troughs, automatic feeders, fountains, waterers and other treated equipment with soap or detergent and rinse with potable water before reuse.
7. Change cloth, sponge or towels frequently to avoid redeposition of soil.
8. [(A fresh solution must be prepared) (Prepare a fresh solution)] at least daily or when use solution becomes visibly [(diluted) (soiled) (dirty)].

POULTRY (AND SWINE) PREMISE SANITATION SITE PREPARATION

Site Preparation: The first step in any on-going sanitation program must be the removal of gross contamination and debris. This can be accomplished using a shovel, broom, or vacuum depending on the area to be disinfected. The efficacy of even the most efficient germicidal cleaner is reduced in the presence of heavy organic matter. Once the heavy debris is eliminated thoroughly clean all surfaces with soap or detergent and rinse with water.

DISINFECTION/FUNGICIDE/VIRUCIDE* OF POULTRY/TURKEY EQUIPMENT, SWINE QUARTERS, LIVESTOCK FARMS, EQUINE QUARTERS, ANIMAL QUARTERS AND KENNELS DIRECTIONS: [(Use) (Saturate with) (Apply)] [(4 oz) (**16 oz)] (of (this product) (Product Name)) per (one) (1) gallon of water to hard nonporous (inanimate) (environmental) surfaces. Apply by cloth, mop, brush, sponge, auto scrubber or mechanical spray device ((hand pump) coarse pump or trigger spray device) or by immersion. For spray applications, spray 6-8 inches from surface. Do not breathe spray. Allow surfaces to remain wet for 10 minutes. Immerse all halters and other types of hard nonporous (inanimate) (environmental) equipment used in handling and restraining animals, as well as forks, shovels, and scrapers used for removing litter and manure. After application, ventilate buildings, coops and other closed spaces. Do not house poultry or other animals or employ equipment until treatment has been absorbed, set or dried. Thoroughly scrub (all treated equipment [(CR) feed racks, mangers, troughs, automatic feeders, fountains and waterers and other treated equipment] which may contact food and water with soap or detergent and rinse with potable water before reuse. Change cloth, sponge or towels frequently to avoid redeposition of soil. [(A fresh solution must be prepared) (Prepare a fresh solution)] at least daily or when use solution becomes visibly [(diluted) (soiled) (dirty)].

HATCHERIES: Use 4 oz. (of (this product) (Product Name)) per (one) (1) gallon of water use solution (or equivalent dilution). Apply to hard, non-porous (inanimate)

(environmental) surfaces such as hatchers, setters, trays, racks, egg flats, walls, floors, ceilings, chickboxes, egg cases, trash containers, carts, sexing tables, delivery trucks, vans and other hard non-porous (inanimate) (environmental) surfaces. Apply by cloth, mop, brush, sponge, auto scrubber or mechanical spray device ((hand pump) coarse pump or trigger spray device) or by immersion. For spray applications, spray 6-8 inches from surface. Do not breathe spray. Leave all treated surfaces (exposed to solution) (wet) for 10 minutes or more. Rinse treated surfaces with potable water before reuse. Allow surface to air dry. Change cloth, sponge or towels frequently to avoid redeposition of soil. [(A fresh solution must be prepared) (Prepare a fresh solution)] at least daily or when use solution becomes visibly [(diluted) (soiled) (dirty)].

VEHICLES: Clean all vehicle hard nonporous (inanimate) (environmental) surfaces including mats, crates, cabs, and wheels with high-pressure water and [(this product) (Product Name)] Use [(4 oz) (**16 oz)] (of (this product) (Product Name)) per (one) (1) gallon of water (or equivalent dilution). Apply by cloth, mop, brush, sponge, auto scrubber or mechanical spray device ((hand pump) coarse pump or trigger spray device) or by immersion. For spray applications, spray 6-8 inches from surface. Do not breathe spray. Leave all treated surfaces exposed to solution wet for 10 minutes or more and allow to air dry. Change cloth, sponge or towels frequently to avoid redeposition of soil. [(A fresh solution must be prepared) (Prepare a fresh solution)] at least daily or when use solution becomes visibly [(diluted) (soiled) (dirty)].

FOR USE IN LIVESTOCK, POULTRY AND TURKEY HOUSES:

1. [(Saturate with) (Use) (Apply)] [(4 oz) (**16 oz)] (of (this product) (Product Name)) per (one) (1) gallon of water to hard nonporous (inanimate) (environmental) surfaces and allow surface to remain wet for a period of 10 minutes.
2. Apply by cloth, mop, brush, sponge, auto scrubber or mechanical spray device ((hand pump) coarse pump or trigger spray device) or by immersion. For spray applications, spray 6-8 inches from surface. Do not breathe spray.
3. Immerse all halters, ropes and other types of hard nonporous (inanimate) (environmental) equipment used in handling and restraining animals as well as forks, shovels, and scrapers used in removing litter and manure.
4. Ventilate buildings, cars, trucks, boats and other closed spaces. Do not house livestock or employ equipment until treatment has been absorbed, set and dried.
5. Thoroughly scrub all treated feed racks, mangers, troughs, automatic feeders, fountains, waterers and other treated equipment with soap or detergent and rinse with potable water before reuse.
6. Change cloth, sponge or towels frequently to avoid redeposition of soil.
7. [(A fresh solution must be prepared) (Prepare a fresh solution)] at least daily or when use solution becomes visibly [(diluted) (soiled) (dirty)].

DISINFECTANT DIRECTIONS FOR CHICK VANS, EGG TRUCKS HATCHERY and FARM VEHICLES: Clean all vehicle surfaces including mats, crates, cabs, and wheels, and other hard nonporous (inanimate) (environmental) surfaces with high-pressure water and [(this product) (Product Name)]. [(Saturate with) (Use) (Apply)] [(4 oz) (**16 oz)] (of (this product) (Product Name)) per (one) (1) gallon of water to treat the vehicle's hard nonporous (inanimate) (environmental) surfaces. Leave all treated surfaces [(exposed to disinfectant solution) (wet)] for 10 minutes or more. Apply by cloth, mop, brush, sponge, auto scrubber or mechanical spray device ((hand pump) coarse pump or trigger spray device) or by immersion. For spray applications, spray 6-8 inches from surface. Do not breathe spray. Change cloth, sponge or towels frequently to avoid redeposition of soil. [(A fresh solution must be prepared) (Prepare a fresh solution)] at least daily or when use solution becomes visibly [(diluted) (soiled) (dirty)].

DISINFECTANT/VIRUCIDAL* DIRECTIONS TO TREAT HARD NON-POROUS, NON-FOOD CONTACT SURFACES OF AUTOMATED TRAY, RACK AND BUGGY

WASHERS: Mix a solution containing 4 oz. (of (this product) (Product Name)) per (one) (1) gallon of water (or equivalent dilution) (660 ppm active). Treat all hard non-porous, non-food contact (inanimate) (environmental) surfaces of automated trays, racks and buggy washers with solution for 10 minutes. Apply by cloth, mop, brush, sponge, auto scrubber or mechanical spray device ((hand pump) coarse pump or trigger spray device) or by immersion. For spray applications, spray 6-8 inches from surface. Do not breathe spray. Thoroughly clean all surfaces with soap or detergent and rinse with water before reuse. Change cloth, sponge or towels frequently to avoid redeposition of soil. [(A fresh solution must be prepared) (Prepare a fresh solution)] at least daily or when use solution becomes visibly [(diluted) (soiled) (dirty)].

DISINFECTANT/VIRUCIDAL* DIRECTIONS TO TREAT HARD NON-POROUS, NON-FOOD CONTACT SURFACES IN EGG RECEIVING AND EGG HOLDING AREAS: Mix a solution containing 4 oz. (of (this product) (Product Name)) per (one) (1) gallon of water (or equivalent dilution) (660 ppm active). [(Saturate with) (Use) (Apply)] the solution to hard nonporous (inanimate) (environmental) surfaces and allow to remain wet for a period of 10 minutes. Apply by sponge, cloth, mop, brush, auto scrubber or mechanical spray device ((hand pump) coarse pump or trigger spray device) or immersion. For sprayer applications, spray 6-8 inches from surface. Do not breathe spray. Thoroughly clean all surfaces with soap or detergent and rinse with water before reuse. Change cloth, sponge or towels frequently to avoid redeposition of soil. [(A fresh solution must be prepared) (Prepare a fresh solution)] at least daily or when use solution becomes visibly [(diluted) (soiled) (dirty)].

MEAT PACKING PLANTS: [(Use) (Apply)] [(this product) (Product Name)] to disinfect hard, non-porous (inanimate) (environmental) surfaces associated with the following sites: livestock vehicles and holding pens, receiving areas and delivery chutes, slaughter areas and conveyors, hand, rub and guide rails, post knock cabinets, stands and flooring surfaces, chains and moving process lines, surfaces of equipment for hide operations consisting of brine curing, hide transfer bin surfaces, chutes, conveyors, tallow and animal feed production surfaces, processed products and offal equipment surfaces, fabrication and processing areas covering cold storage areas, all stainless steel cut out and prep tables, counter tops, conveyors, chains, tables, floors, walls and all stainless surfaces. Use 4 ounces (of (this product) (Product Name)) per (one) (1) gallon of water solution (660 ppm active) (or equivalent use dilution). Apply by cloth, mop, brush, sponge, auto scrubber or mechanical spray device ((hand pump) coarse pump or trigger spray device) or by immersion. For spray applications, spray 6-8 inches from surface. Do not breathe spray. Rub with brush, cloth, or sponge. Surfaces must remain wet for 10 minutes then thoroughly rinsed with potable water before operations are resumed. All treated equipment that will contact animal feed or food surfaces must be thoroughly scrubbed with soap or detergent then rinsed with potable water before reuse. Change cloth, sponge or towels frequently to avoid redeposition of soil. [(A fresh solution must be prepared) (Prepare a fresh solution)] at least daily or when use solution becomes visibly [(diluted) (soiled) (dirty)].

HIDE/LEATHER PROCESSING PLANTS: To use as a disinfectant/fungicide on hard, non-porous (inanimate) (environmental) surfaces, add 4 ounces (of (this product) (Product Name)) to (one) (1) gallon of water (660 ppm active) (or equivalent use dilution). The product can be used on hide storage bins, holding tanks, chill tanks, serpentine tanks and chains, machine and tannery equipment surfaces, conveyors and trolleys, hide press, grading and storage areas and scales, etc. Apply use solution with a brush, cloth, mop, sponge, auto scrubber or mechanical spray device ((hand pump) coarse pump or trigger spray device) or by immersion thoroughly wetting surfaces. For sprayer applications, spray 6-8 inches from surface. Do not breathe spray. Treated surfaces must remain wet for 10 minutes. [(Wipe up excess liquid (with a paper towel))]

(allow to air dry)]. Change cloth, sponge or towels frequently to avoid redeposition of soil. [(A fresh solution must be prepared) (Prepare a fresh solution)] at least daily or when use solution becomes visibly [(diluted) (soiled) (dirty)].

SPECIAL INSTRUCTIONS FOR INACTIVATING AVIAN INFLUENZA A VIRUS (H1N1) (H3N2): [(Saturate with) (Use) (Apply)] the disinfecting solution of 4 oz (of (this product) (Product Name)) per gallon of water (660 ppm active) (equivalent use dilution) to all hard nonporous (inanimate) (environmental) surfaces and allow to remain wet for a period of 10 minutes. Apply by cloth, mop, brush, sponge, auto scrubber or mechanical spray device (hand pump) coarse pump or trigger spray device) or by immersion. For spray applications, spray 6-8 inches from surface. Do not breathe spray. Immerse all halters and other types of hard nonporous (inanimate) (environmental) equipment used in handling and restraining animals as well as forks, shovels, and scrapers used in removing litter and manure. Ventilate buildings, coops, and other closed spaces. Do not house poultry or employ equipment until treatment has been absorbed, set, or dried. Thoroughly scrub treated feed racks, troughs, automatic feeders, fountains, and waterers, and other treated equipment with soap or detergent, and rinse with potable water before reuse. Change cloth, sponge or towels frequently to avoid redeposition of soil. [(A fresh solution must be prepared) (Prepare a fresh solution)] at least daily or when use solution becomes visibly [(diluted) (soiled) (dirty)].

SANITIZER DIRECTIONS FOR NON-FOOD CONTACT SURFACES IN ANIMAL PREMISES

TO SANITIZE HOOF TRIMMING EQUIPMENT: Prior to application, pre-clean hoof trimming equipment before and after use on each animal with detergent and warm water or compatible cleaner to remove soil using a pre-scraper, pre-flush, or when necessary, pre-soak followed by a potable water rinse. To sanitize, prepare a 4-oz (of (this product) (Product Name)) per (one) (1) gallon of water use solution (660 ppm active) (or equivalent use dilution). Apply to pre-cleaned hard nonporous (inanimate) (environmental) surfaces using a brush, cloth, mop, sponge, auto scrubber or mechanical spray device (hand pump) coarse pump or trigger spray device) or by immersion to thoroughly wet surfaces. For spray applications, spray 6-8 inches from surface. Rub with brush, cloth, or sponge. Allow surfaces to remain wet for at least 3 minutes followed by [(adequate draining) (air drying)]. Change cloth, sponge or towels frequently to avoid redeposition of soil. [(A fresh solution must be prepared) (Prepare a fresh solution)] at least daily or when use solution becomes visibly [(diluted) (soiled) (dirty)].

SANITIZING HATCHERY ROOMS USING FOGGING DEVICES

Remove all animals and feed from [(premises) (areas to be treated)], vehicles and enclosures. Remove all litter and manure from floors, walls and surfaces of the room to be treated. Empty all troughs, racks and other feeding and watering appliances. Thoroughly clean all surfaces with soap or detergent and rinse with water. Close room off so fog is confined to room to be treated. Mix 8.5 ounces (of (this product) (Product Name)) to 5 gallons water (or equivalent use dilution). Wear a dust mist respirator when mixing the use solution and pouring it into the fogging apparatus. Insert the nozzle of the fogger through a suitable opening into the room. With the setting in maximum output, fog for one minute for each 4000 cubic feet of space in the room. Vacate the room of all personnel during and after fogging for a minimum of 2 hours of fogging and of 4 air exchanges (ACH) per hour in the facility. When fogging is completed ventilate buildings and other closed spaces. Do not house livestock or employ equipment until treatment has been absorbed or dried. Thoroughly clean all treated surfaces with soap or detergent and rinse with water.

SANITIZING INCUBATORS AND HATCHERS USING FOGGING DEVICES

Only for treatment of setters and hatchers after poultry/chicks/eggs have been removed. Not for treatment of hatchers which contain chicks/eggs. Mix 38 ounces (of (this product) (Product Name)) to 120 ounces of water (or equivalent use dilution). Wear a dust mist respirator when mixing the use solution and pouring it into the fogging apparatus. Fog 3-8 ounces of this into setters and hatchers immediately after transfer. Repeat daily in setters and every 12 hours in hatchers. Discontinue hatcher treatments at least 24 hours prior to pulling the hatchers. Do not allow people to contact or breathe this fog. It is acceptable to fog setters and hatchers with a 8.8-ounce (of (this product) (Product Name)) per (one) (1) gallon of water solution (or equivalent use dilution) on an hourly or every other hour basis. If this is done, fog for 30-90 seconds once per hour or once every two hours. When fogging is complete, ventilate buildings, and other closed spaces. Do not house livestock or employ equipment until treatment has been absorbed or dried. Thoroughly scrub all treated feed racks, mangers, troughs, automatic feeders, fountains and waterers, and other treated equipment with soap or detergent, and rinse with potable water before reuse.

(Note to Reviewer: The following statements must be used with either of the previous two fogging directions for use)

Note: The fog generated is irritating to the eyes, skin and mucous membranes. Under no circumstances must a room or building be entered by anyone within two hours of the actual fogging and a minimum of 4 air exchanges (ACH) per hour in the facility. If the building must be entered, then the individuals entering the building must wear a self-contained respirator approved by NIOSH/MSHA, goggles, long sleeves and long pants.

FOGGING IS TO BE USED AS AN ADJUNCT TO ACCEPTABLE MANUAL CLEANING AND DISINFECTING OF ROOM AND MACHINE SURFACES.

BARBER/SALON

DISINFECTION/FUNGICIDE/MIRUCIDE* FOR BARBER/SALON TOOLS DIRECTIONS: Immerse pre-cleaned hard nonporous (inanimate) (environmental) barber/salon tools such as combs, brushes, plastic rollers, razors, clipper and trimmer blades, tweezers, manucure/pedicure tools and scissors in a 4-ounce (of (this product) (Product Name)) per (one) (1) gallon use solution (or equivalent use dilution) (660 ppm active). Completely immerse instruments and tools for at least 10 minutes. Rinse thoroughly and dry before use. [(A fresh solution must be prepared) (Prepare a fresh solution)] at least daily or when (immersion (tank) (bowl) (sink)) use solution becomes visibly [(diluted) (soiled) (dirty)].

FOR USE TO CLEAN AND DISINFECT BARBER AND BEAUTY/MANICURE INSTRUMENTS AND TOOLS:

1. Pre-clean heavily soiled items.
2. Completely immerse pre-cleaned combs, scissors, plastic rollers, clipper blades, razors, manucure implements and other hard non-porous (inanimate) (environmental) instruments in the use solution of 4 ounces (of (this product) (Product Name)) per (one) (1) gallon (or equivalent use dilution) (660 ppm active) so that surfaces remain wet for ten (10) minutes.
3. Rinse surfaces thoroughly and let air dry before reuse.
4. [(A fresh solution must be prepared) (Prepare a fresh solution)] at least daily or when (immersion (tank) (bowl) (sink)) use solution becomes visibly [(diluted) (soiled) (dirty)].

DISINFECTING/MIRUCIDE* GROOMING CLIPPERS: Remove hair clippings and dust particles prior to disinfecting the blades. Turn the clipper off occasionally during use and spray between the teeth of blades a use solution of 4 ounces (of (this product) (Product Name)) per (one) (1) gallon of water (or equivalent use dilution) (660 ppm active). Allow

hard nonporous (inanimate) (environmental) surface to remain wet for at least 10 minutes. Rinse surfaces thoroughly. Then wipe dry with a clean soft cloth. [(A fresh solution must be prepared) (Prepare a fresh solution)] at least daily or when (immersion (tank) (bowl) (sink)) use solution becomes visibly [(diluted) (soiled) (dirty)].

CLEANING HAIR CLIPPERS AND ELECTRIC SHEARS: While clipper/shear is running, hold in the downward position and spray a 4-ounce (of this product) (Product Name) per (one) (1) gallon of water use solution (or equivalent use dilution) (660 ppm active) directly onto the blades two or three times to thoroughly wet the blades. Do not spray on the clipper case or drip into clipper housing. Turn off clipper/shear. Allow hard nonporous (inanimate) (environmental) surface to remain wet for at least 10 minutes. Rinse surfaces thoroughly. Then wipe dry with a clean soft cloth. Lubricate as per clipper/shear manufacturer's instructions. [(A fresh solution must be prepared) (Prepare a fresh solution)] at least daily or when (immersion (tank) (bowl) (sink)) use solution becomes visibly [(diluted) (soiled) (dirty)].

CLEANING BARBER/SALON SHEARS AND OTHER IMPLEMENTS: Spray shear/implement until thoroughly wet. Wipe away visible debris using a soft bristle brush or cloth. Turn off clipper/shear. Immerse precleaned shear/implement into a container of 4 ounces (of this product) (Product Name) per (one) (1) gallon of water use solution (or equivalent use dilution) (660 ppm active) for at least 10 minutes. Rinse surfaces thoroughly. Remove shear/implement and wipe dry. [(A fresh solution must be prepared) (Prepare a fresh solution)] at least daily or when (immersion (tank) (bowl) (sink)) use solution becomes visibly [(diluted) (soiled) (dirty)].

(Note to Reviewer: The following statement will be used with all above Barber/Salon Directions for Use).

Note: Plastic instruments can remain immersed until ready to use. Stainless steel shears and other metal instruments must be removed after 10 minutes, rinsed, dried and kept in a clean, non-contaminated receptacle. Prolonged soaking will cause damage to metal instruments.

DISINFECTION/FUNGICIDE/VIRUCIDE* OF HARD, NON-POROUS (INANIMATE) (ENVIRONMENTAL) SURFACES IN FOOTBATHS: To remove body oils, dead tissue, soil and all other buildups or organic matter on (hard nonporous (inanimate) (environmental)) footbath surfaces after using the unit, drain the water and thoroughly clean all (hard, non-porous (inanimate) (environmental)) surfaces with soap or detergent, then rinse with water. [(Saturate with) (Use) (Apply)] a use solution of 4-ounce (of this product) (Product Name) per (one) (1) gallon of water (or equivalent use dilution) (660 ppm active) to hard nonporous (inanimate) (environmental) surfaces with a brush, cloth, mop, sponge, auto scrubber or mechanical spray device (hand pump) coarse pump or trigger spray device). Brush or swab thoroughly and allow solution to stand for 10 minutes. For spray applications, spray 6-8 inches from surface. Do not breathe spray. After the unit has been thoroughly disinfected, rinse all [(cleaned) (treated)] surfaces with fresh water. Do not use equipment until treatment has been absorbed, set or dried. Change cloth, sponge or towels frequently to avoid redeposition of soil. [(A fresh solution must be prepared) (Prepare a fresh solution)] at least daily or when use solution becomes visibly [(diluted) (soiled) (dirty)].

SANITIZER DIRECTIONS FOR NON-FOOD CONTACT SURFACES IN BARBER/SALON FACILITIES

SALON/BARBER INSTRUMENTS AND TOOLS SANITIZER DIRECTIONS (Not applicable in California): Pre-clean soiled instruments and tools. Completely immerse water safe hard nonporous (inanimate) (environmental) instruments and tools in a use solution of 4-ounce (of this product) (Product Name) per (one) (1) gallon (or equivalent use dilution) (660 ppm active) of water for at least 3 minutes. Rinse thoroughly and dry

before use. [(A fresh solution must be prepared) (Prepare a fresh solution)] at least daily or when (immersion (tank) (bowl) (sink)) use solution becomes visibly [(diluted) (soiled) (dirty)].

Note: Plastic instruments can remain immersed until ready to use. Stainless steel shears and metal instruments must be removed after 10 minutes, rinsed, dried, and kept in a clean non-contaminated receptacle. Prolonged soaking will cause damage to metal instruments.

RESTROOM/BATHROOM

NON-ACID TOILET BOWL (& URINAL) (& BATHROOM) DISINFECTANT/CLEANER DIRECTIONS

CONCENTRATE INSTRUCTIONS

FROM CONCENTRATE: Remove gross filth prior to disinfection. Add 4 ounces (of this product) (Product Name) directly into the toilet bowl and mix. Brush thoroughly over exposed surfaces and under the rim with a brush, cloth, mop, or sponge, auto scrubber or mechanical spray device (hand pump) coarse pump or trigger spray device). Repeat and allow solution to stand for 10 minutes and flush. Change cloth, sponge or towels frequently to avoid redeposition of soil.

(Or use alternate Concentrate Use directions)

FOR USE AS A NON-ACID BOWL CLEANER/DISINFECTANT IN TOILET BOWLS FROM CONCENTRATE:

1. Pre-clean heavily soiled areas.
2. Add 4 ounces (of this product) (Product Name) directly into toilet bowl for a 1:32 dilution.
3. Swab entire surface area especially under the rim.
4. Repeat and allow entire surface to remain wet for ten (10) minutes.
5. Flush toilet and rinse swab applicator thoroughly.

(Or use alternate Concentrate Use directions)

TO CLEAN AND DISINFECT TOILET BOWLS: A preliminary cleaning is required for the removal of heavy soil prior to disinfection. Fill toilet bowl with clean water. Saturate mop with 4 ounces (of this product) (Product Name) while holding bottle and mop applicator over bowl. Swab bowl completely making sure to get under the rim. Let solution stand for 10 minutes then flush. Rinse applicator completely.

(Or use alternate Concentrate Use directions)

TO DISINFECT TOILET BOWLS: A preliminary cleaning step is required for the removal of heavy soil prior to disinfection. Fill toilet bowl with clean water. [(Apply (Squeeze)] 4 ounces of [(bowl cleaner) (this product) (product name)] onto bowl brush. Clean the entire unit especially under the rim at water outlets. Allow surface to remain wet 10 minutes. Flush bowl and rinse out brush with clean water.

(Or use alternate Concentrate Use directions)

TO DISINFECT TOILET BOWLS: Flush to remove heavy soil. To clean, simply squirt 4 ounces (of this product) (Product Name) under the rim and around sides. Allow it to stand several minutes then scrub entire surface (especially under the rim) with a bowl (toilet) mop. Flush and rinse. To disinfect, squirt 4 ounces (of this product) (Product Name) under the rim and around the sides. Scrub bowl with mop. Allow solution to remain in the bowl for 10 minutes after scrubbing. Flush and rinse.

(Or use alternate Concentrate Use directions)

TO DISINFECT TOILET BOWLS:

1. Remove gross filth and heavy soil deposits.
2. Fill toilet bowl with clean water.
3. Apply 4 ounces (of this product) (Product Name)) to swab applicator, brush, cloth, mop, sponge, auto scrubber or directly to surface with mechanical spray device

- ((hand pump) coarse pump or trigger spray device). For spray applications, spray 6-8 inches from surface. Do not breathe spray.
- Swab entire surface area, especially under the rim.
 - Allow entire surface to remain wet for ten (10) minutes.
 - Flush toilet and rinse swab applicator thoroughly. Change cloth, sponge or towels frequently to avoid redeposition of soil.

FOR HEAVY DUTY CLEANING: Preclean heavily soiled areas. Empty toilet bowl or urinal and apply 4 ounces (of this product (Product Name)) per (one) (1) gallon of water use solution to exposed surfaces including under the rim with a brush, cloth, mop, sponge, auto scrubber or mechanical spray device ((hand pump) coarse pump or trigger spray device). Allow solution to soak to aid in soil removal. For sprayer application, spray 6-8 inches from surface. Brush or swab thoroughly and allow solution to stand for 10 minutes and flush. Change cloth, sponge or towels frequently to avoid redeposition of soil. [(A fresh solution must be prepared) (Prepare a fresh solution)] at least daily or when use solution becomes visibly [(diluted) (soiled) (dirty)].

USE SOLUTION INSTRUCTIONS

PREPARATION OF USE SOLUTION: Mix 4 ounces (of (this product) (product name)) with (one) (1) gallon of water (OR) Mix [(one) (1) (a)] 4-oz. packet with (one) (1) gallon of water (or equivalent use dilution) (660 ppm active).

FROM USE SOLUTION: Preclean surface. Empty water out of toilet bowl or urinal and apply ½ to 1 ounce use solution to exposed surfaces, including under the rim with a brush, cloth, mop, sponge, auto scrubber or mechanical spray device ((hand pump) coarse pump or trigger spray device). For spray applications, spray 6-8 inches from surface. Do not breathe spray. Allow solution to stand for 10 minutes and flush. Swab all areas after spraying. Refill toilet bowl or urinal with water. Change cloth, sponge or towels frequently to avoid redeposition of soil. [(A fresh solution must be prepared) (Prepare a fresh solution)] at least daily or when use solution becomes visibly [(diluted) (soiled) (dirty)].

(Or use alternate Use-Dilution directions)

FOR USE AS A NON-ACID BOWL CLEANER/DISINFECTANT IN TOILET BOWLS (AND URINALS) FROM USE-DILUTION:

- Preclean heavily soiled areas.
- Empty toilet bowls by forcing water through the trap.
- Apply ½ to 1 oz of use solution to exposed surfaces in toilet bowls and urinals.
- Swab entire surface area especially under the rim.
- Allow entire surface to remain wet for ten (10) minutes.
- Flush toilet and rinse swab applicator thoroughly.
- Refill toilet bowl or urinal with water.
- [(A fresh solution must be prepared) (Prepare a fresh solution)] at least daily or when use solution becomes visibly [(diluted) (soiled) (dirty)].

(Or use alternate Use-Dilution directions)

TOILET BOWLS/URINALS: Swab bowl with brush to remove heavy soil prior to cleaning or disinfecting. Clean by applying use-solution around the bowl and up under the rim. Stubborn stains may require brushing. To disinfect, first preclean to remove heavy soil, then remove or expel the residual bowl water over the inner trap. Pour in ½ to 1 oz. of the use solution to thoroughly cover surfaces. Swab the bowl completely using a scrub brush or mop, making sure to get under rim. Let stand for 10 minutes or overnight, then flush. Refill toilet bowl or urinal with water. [(A fresh solution must be prepared) (Prepare a fresh solution)] at least daily or when use solution becomes visibly [(diluted) (soiled) (dirty)].

(Or use alternate Use-Dilution directions)

TOILET BOWL (AND URINAL) DISINFECTION/CLEANER DIRECTIONS: Remove gross filth prior to disinfection. Empty toilet bowl or urinal of water and apply ½ to 1

ounce of use solution directly to exposed surfaces including under the rim. Brush or swab thoroughly with a brush, cloth, mop, sponge, auto scrubber or mechanical spray device ((hand pump) coarse pump or trigger spray device) and allow solution to stand for 10 minutes and flush. For spray applications, spray 6-8 inches from surface. Allow toilet bowl to fill with water. [(A fresh solution must be prepared) (Prepare a fresh solution)] at least daily or when use solution becomes visibly [(diluted) (soiled) (dirty)].

(Or use alternate Use-Dilution directions)

TO CLEAN AND DISINFECT URINALS: Flush to remove heavy soil. Remove screens and strainers. Empty urinal of water. Then squirt ½ to 1 ounce of use solution around the edges and top. Allow solution to flow down over surfaces. Allow it to stand several minutes before scrubbing, then flush and rinse. To disinfect, allow solution to remain in urinal at least 10 minutes after scrubbing. Refill toilet bowl or urinal with water. [(A fresh solution must be prepared) (Prepare a fresh solution)] at least daily or when use solution becomes visibly [(diluted) (soiled) (dirty)].

(Or use alternate Use-Dilution directions)

TO DISINFECT URINAL:

- Remove gross filth and heavy soil deposits.
- Empty urinal of water.
- Apply ½ to 1 ounce of use solution directly to urinal surfaces including water outlets area for general cleaning.
- Then pour additional solution on applicator.
- Clean entire unit, especially under rim at water outlets, with applicator.
- Remove screen trap to deodorize drain and apply 4 ounces directly on edge and into drain.
- Wait 10 minutes, flush and rinse applicator.
- Refill urinal with water.
- [(A fresh solution must be prepared) (Prepare a fresh solution)] at least daily or when use solution becomes visibly [(diluted) (soiled) (dirty)].

(Or use alternate Use-Dilution directions)

DISINFECTION AND CLEANING TOILET BOWLS AND URINALS:

- Preliminary cleaning is required for heavily soiled surfaces.
- With a swab mop applicator, remove water from bowl by forcing out trap.
- Press swab mop against side of bowl to remove excess water from applicator.
- Apply ½ to 1 oz of use solution evenly onto surface to be cleaned and disinfected.
- Swab entire surface area especially under the rim where outlets are located.
- Allow surface to remain wet on surfaces at least 10 minutes.
- Flush toilet and rinse applicator thoroughly.
- Refill bowl with water.
- [(A fresh solution must be prepared) (Prepare a fresh solution)] at least daily or when use solution becomes visibly [(diluted) (soiled) (dirty)].

DEEP CLEANING/DISINFECTING WATERFREE (WATERLESS) URINALS:

Preliminary cleaning is required for heavily soiled surfaces. Remove and properly dispose of cartridge according to manufacturer's directions. Deep clean or disinfect the entire urinal by applying ½ to 1 ounce of use solution directly onto surface. [(Brush) (scrub)] surfaces and let solution stand for 10 minutes. Dry surface with a soft cloth. Do not pour excess or soiled water down waterless urinal trap. [(A fresh solution must be prepared) (Prepare a fresh solution)] at least daily or when use solution becomes visibly [(diluted) (soiled) (dirty)].

GENERAL CLEANING TOILET BOWL: [(Apply) (Open cap)] (Squeeze gently, directing) ½ to 1 oz of bowl cleaner under the rim and on sides of bowl (inside only). Brush, clean and flush toilet. (Close cap). Rinse brush with clean water. Do not use on any other surfaces including toilet seat, toilet lid, countertops, tubs and sinks. To clean

other acid resistant toilet bowls or urinals, dilute product with 3 parts water. Do not allow solution to remain on surfaces without immediately rinsing thoroughly with water.

TO CLEAN WATERFREE (WATERLESS) URINALS: Remove any debris from the bowl. Spray ½ - 1 oz. of use solution onto urinal surface. DO NOT spray product directly onto cartridge. Wipe surface to clean. Change cartridge as needed.

FOR HEAVY DUTY CLEANING: Preclean heavily soiled areas. Empty toilet bowl or urinal of water and apply 16-32 ounces of use solution to exposed surfaces including under the rim with a brush, cloth, mop, sponge, auto scrubber or mechanical spray device (hand pump) coarse pump or trigger spray device). For spray applications, spray 6-8 inches from surface. Allow solution to soak to aid in soil removal. Brush or swab thoroughly and allow solution to stand for 10 minutes and flush. Refill toilet bowl or urinal with water. Change cloth, sponge or towels frequently to avoid redeposition of soil. [(A fresh solution must be prepared) (Prepare a fresh solution)] at least daily or when use solution becomes visibly [(diluted) (soiled) (dirty)].

OTHER INSTRUCTIONS

TO DISINFECT TUBS, SHOWER STALLS, SINKS, FAUCETS: Swab area and remove gross filth and heavy soil. Apply a solution of 4 ounces (of (this product) (Product Name)) per (one) (1) gallon of water (660 ppm active) (or equivalent use dilution) directly onto surface to be cleaned or apply with brush, cloth, sponge, auto scrubber or mechanical spray device ((hand pump) coarse pump or trigger spray device) to wet all surfaces thoroughly. Wipe surfaces. Allow surface to remain wet for at least 10 minutes. For spray applications, spray 6-8 inches from surface. Do not allow solution to dry on surface. Rinse thoroughly with water. Change cloth, sponge or towels frequently to avoid redeposition of soil. [(A fresh solution must be prepared) (Prepare a fresh solution)] at least daily or when use solution becomes visibly [(diluted) (soiled) (dirty)].

FOR USE TO CLEAN AND DISINFECT SHOWER ROOMS, LOCKER ROOMS AND OTHER LARGE, OPEN AREAS WITH FLOOR DRAINS:

1. Preclean heavily soiled areas.
2. Apply use solution of 4 ounces (of (this product) (Product Name)) per (one) (1) gallon of water to floors, walls and ceilings making sure not to over spray. To disinfect, all hard nonporous (inanimate) (environmental) surfaces must remain wet for ten (10) minutes.
Special instructions for foam guns: Pour concentrate into foam gun bottle and attach bottle to spray nozzle and ensure gun is attached to hose. (Note: See foam gun instructions for more information. Make sure setting is set for a 1:32 dilution.) Once in place, squeeze the handle to disperse foam solution. To disinfect, all surfaces must remain wet for ten (10) minutes. (Foam guns not for use in California.)
3. Scrub using a deck brush or other coarse material as necessary.
4. Rinse surfaces thoroughly and let air dry.
5. [(A fresh solution must be prepared) (Prepare a fresh solution)] at least daily or when use solution becomes visibly [(diluted) (soiled) (dirty)].

FUNGICIDAL/DEODORIZATION / MOLD & MILDEW

FUNGICIDAL PERFORMANCE:

Aspergillus niger (ATCC 16404)
Candida albicans (ATCC 10231)
Trichophyton mentagrophytes (ATCC 9533)

TO KILL FUNGI: Pre-clean heavily soiled areas. Apply use solution to hard, non-porous environmental surfaces. Allow surface to remain wet for ten (10) minutes. [(Rinse) (Wipe up excess liquid (with a paper towel)) (Allow to air dry)]. Use as directed at a 1:32 dilution (4 fluid ounces per gallon of water) (or equivalent use dilution).

(Or use alternate Fungicidal directions)

FUNGICIDAL DIRECTIONS: For use in areas such as locker rooms, dressing rooms, shower and bath areas and exercise facilities. Use as directed at a 1:32 dilution (4 fluid ounces per gallon of water) (or equivalent use dilution). Allow surface to remain wet for ten (10) minutes. [(Wipe up excess liquid (with a paper towel)) (Allow to air dry)].

FUNGICIDAL ACTIVITY: At 4 ounces per (one) (1) gallon use-level (or equivalent use dilution) (660 ppm active), [(this product) (Product Name)] is effective against Trichophyton mentagrophytes (athlete's foot fungus) (a cause of Ringworm) (a cause of Ringworm of the foot) and Aspergillus niger on hard nonporous (inanimate) (environmental) surfaces in locker rooms, dressing rooms, shower and bath areas and exercise facilities. Apply by cloth, sponge, mop, brush, auto scrubber or mechanical spray device ((hand pump) coarse pump or trigger spray device). For spray applications, spray 6-8 inches from surface. Do not breathe spray. Saturate surfaces with use solution. Treated surfaces must remain wet for a period of 10 minutes. Allow solution to dry on surface and repeat treatment every seven days or when new growth appears. Change cloth, sponge or towels frequently to avoid redeposition of soil. [(A fresh solution must be prepared) (Prepare a fresh solution)] at least daily or when use solution becomes visibly [(diluted) (soiled) (dirty)].

MOLD AND MILDEW CONTROL: To control the growth of mold and mildew and their odors on hard, non-porous (inanimate) (environmental) surfaces, apply use solution of 1:32 dilution (4 ounces (of (this product) (Product Name)) per (one) (1) gallon of water) (or equivalent use dilution). Apply by cloth, sponge, mop, brush, auto scrubber or mechanical spray device ((hand pump) coarse pump or trigger spray device) to thoroughly wet all treated surfaces completely. Allow surface to remain wet for ten (10) minutes. Allow solution to dry on surface and repeat treatment every seven days or when new growth appears. Change cloth, sponge or towels frequently to avoid redeposition of soil. [(A fresh solution must be prepared) (Prepare a fresh solution)] at least daily or when use solution becomes visibly [(diluted) (soiled) (dirty)].

FOR DISINFECTION AND TO CONTROL THE GROWTH OF MOLD AND MILDEW ON NON-POROUS ATHLETIC EQUIPMENT: For use on wrestling and gymnastic mats, athletic mats, exercise equipment, athletic training tables, physical therapy tables, athletic helmets, wrestling/boxing headgear, athletic shoe soles, and other hard nonporous (inanimate) (environmental) surfaces. Saturate surfaces with a use solution of 4 ounces (of (this product) (Product Name)) per (one) (1) gallon of water (or equivalent dilution). Apply by cloth, sponge, mop, brush, auto scrubber or mechanical spray device ((hand pump) coarse pump or trigger spray device). For spray applications, spray 6-8 inches from surface. Do not breathe spray. Allow surfaces to remain wet for a period of 10 minutes. Ventilate buildings and other closed spaces. Do not use equipment until treatment has been absorbed, set or dried. Change cloth, sponge or towels frequently to avoid redeposition of soil. [(A fresh solution must be prepared) (Prepare a fresh solution)] at least daily or when use solution becomes visibly [(diluted) (soiled) (dirty)].

TO CONTROL THE GROWTH OF MOLD AND MILDEW ON LARGE INFLATABLE NON-POROUS PLASTIC AND RUBBER STRUCTURES: For use on nonporous (inanimate) (environmental) surfaces such as animals, promotional items, moonwalks, slides, obstacle course play and exercise equipment. Thoroughly clean all surfaces with soap or detergent and rinse with water. Saturate surfaces with a use solution of 4 ounces (of (this product) (Product Name)) per (one) (1) gallon of water (or equivalent dilution). Apply by cloth, sponge, mop, brush, auto scrubber or mechanical spray device ((hand pump) coarse pump or trigger spray device). For spray applications, spray 6-8 inches from surface. Do not breathe spray. Allow surfaces to remain wet for a period of 10 minutes. Ventilate buildings and other closed spaces. Do not use equipment until treatment has been absorbed, set or dried. Change cloth, sponge or towels frequently to avoid redeposition of soil. [(A fresh solution must be prepared) (Prepare a fresh solution)] at least daily or when use solution becomes visibly [(diluted) (soiled) (dirty)].

10 minutes. Ventilate buildings and other closed spaces. Do not use equipment until treatment has been absorbed, set or dried. Change cloth, sponge or towels frequently to avoid redeposition of soil. [(A fresh solution must be prepared) (Prepare a fresh solution)] at least daily or when use solution becomes visibly [(diluted) (soiled) (dirty)].

HUMIDIFIER BACTERIALGAE TREATMENT: Formulated for use in portable (evaporative) humidifiers. Thoroughly clean the hard non-porous (inanimate) (environmental) surfaces of the water tank and filters before each heating season, or sooner if necessary. For every gallon of water in the humidifier tank, add 4 ounces (of this product) (Product Name) (or equivalent use dilution). When you refill the tank, add 4 ounces (of this product) (Product Name) for every gallon of water added in the tank (or equivalent use dilution). [(Rinse) (Wipe up excess liquid (with a paper towel)) (Allow to air dry)].

Not for use in heat vaporizing or atomizing type vaporizer humidifiers.

DEODORIZATION/CLEANING

(Note to Reviewer: All deodorizing claims can only be used with formulas containing fragrances.)

CLEANING/DEODORIZING DIRECTIONS: Add 4 ounces (of this product) (Product Name) per (one) (1) gallon (or equivalent dilution) of water to clean and deodorize windows, mirrors and other surfaces. Apply solution with a brush, mop, cloth, sponge, auto scrubber or mechanical spray device (hand pump) coarse pump or trigger spray device so as to wet all surfaces thoroughly. For sprayer applications, spray 6-8 inches from surface. Rub with sponge or cloth. [(Rinse) (wipe up excess liquid (with a paper towel)) (Allow to air dry)]. Do not breathe spray. Change cloth, sponge or towels frequently to avoid redeposition of soil.

GENERAL DEODORIZATION: To deodorize, add 4 ounces (of this product) (Product Name) to one gallon of water (or equivalent use dilution) (660 ppm active). [(Rinse) (Excess liquid material must be wiped up) (Wipe up excess liquid (with a paper towel)) (Allow to air dry)].

FOR USE AS A (GENERAL) CLEANER AND/OR DEODORIZER: Apply use solution to surfaces. [(Rinse) (Wipe up excess liquid (with a paper towel)) (Allow to air dry)]. For heavy-duty use, add 16 fluid ounces per gallon of water (1:16) to clean hard, non-porous (inanimate) (environmental) surfaces.

FOR DEODORIZING GARBAGE CANS, GARBAGE TRUCKS, INDUSTRIAL WASTE RECEPTACLES AND GARBAGE HANDLING EQUIPMENT: It is especially important to preclean for the product to perform properly. Then, apply a wetting concentration of 14 ounces (of this product) (Product Name) per (one) (1) gallon of water (or equivalent use dilution) (2,300 ppm active).

FOR DEODORIZING SEPTIC STORAGE TANKS: When tanks are empty, pour 4 oz. (of this product) (Product Name) per gallon of water (660 ppm active) (or equivalent use dilution) into septic storage tank on recreational vehicles, campers and boats to control odors. As tank fills with sewage and the vehicle is moving, this solution will mix and provide an adequate deodorizing solution for this use. [(This product) (Product Name)] is to be used on gray and black water tanks only. Check with local, state, or federal authorities before disposing of sewage in accordance to federal, state and local regulations for waste disposal.

RV HOLDING TANKS/RECREATIONAL VEHICLES: For toilet waste and holding tanks, cover bottom of holding tank with water and add 4 - 8 ounces (of this product) (Product Name) per gallon of water (or equivalent use dilution) to deodorize. If odors return before time to empty, add 4 - 8 ounces (of this product) (Product Name) per gallon of water (or equivalent use dilution) to the tank. For kitchen waste, add 4 to 8

ounces (of this product) (Product Name) per gallon of water (or equivalent use dilution) to gray water tank as needed to control malodors created by dirty dishwasher.

AUTOMOTIVE USES: A solution of 4 ounces (of this product) (Product Name) per (one) (1) gallon of water (or equivalent use dilution) (660 ppm active) will effectively neutralize damp musty odors. Spray or apply onto seats, carpets, headliner and ashtray or into trunk and all vents to eliminate odors from tobacco, beverage spills and musty carpet. For sprayer applications, use a coarse spray device. [(Wipe up excess liquid (with a paper towel)) (Allow to air dry)].

AIR FRESHENER: A solution of 4 ounces (of this product) (Product Name) per (one) (1) gallon of water (or equivalent use dilution) (660 ppm active) will effectively neutralize damp musty odors caused by mildew in storage areas, basements, closets, bathrooms and A/C filters. Spray to eliminate odors from tobacco, food, beverage spills and musty carpet. For sprayer applications, use a coarse spray device. Allow surfaces to air dry.

FOR ODORS CAUSED BY DOGS, CATS AND OTHER DOMESTIC ANIMALS: Use on rugs, floors, walls, tile, cages, crates, litter boxes, mats, floor coverings, or any surface soiled by a pet. Test a small inconspicuous area first. Blot problem area. Then follow directions for "General Deodorization".

WATERBED CONDITIONER: When used as a waterbed conditioner, [(this product) (Product Name)] eliminates the odor caused by bacteria.

If bed has not been treated properly, drain bed completely. Add 15 gallons of water, mix vigorously, drain bed again. Fill bed with water and follow dosage directions.

Dosage: To eliminate the odor caused by bacteria, add 26.4 fluid ounces (of this product) (Product Name) in a free flow waterbed of 90 to 180 gallon capacity. Add 22 fluid ounces (of this product) (Product Name) in a waveless/fiber waterbed mattress of 90 to 180 gallon capacity. Repeat application every 4 to 6 months.

GLASS CLEANING/DEODORIZING DIRECTIONS: Add 4 to 8 ounces per (one) (1) gallon of water (or equivalent use dilution) to clean and deodorize windows, mirrors, and glass surfaces. Use a coarse spray device. For spray applications, spray 6-8 inches from surface. Rub with sponge or cloth. Do not breathe spray.

SEWER BACKUP & RIVER FLOODING: To use as a deodorizer, dilute 4 to 8 ounces (of this product) (Product Name) per (one) (1) gallon of water allowing for the diluting effect of absorbed water within saturated materials. Remove gross filth or heavy soil along with non-salvageable materials. Saturate all affective areas with a mechanical spray device (coarse pump or trigger spray device) before and after cleaning air extraction. For spray applications, spray 6-8 inches from surface. Use proper ventilation; open windows.

CARPETS, CARPET CUSHIONS, UPHOLSTERY, DRAPES AND OTHER POROUS MATERIALS, SUB FLOORS, DRYWALL, TRIM AND FRAME LUMBER, TACKLESS STRIP AND PANELING: To use as a deodorizer against water damage, extract the excess water. Test hidden area for colorfastness. Dilute 4 to 8 ounces of the product per (one) (1) gallon of water, allowing for the diluting effect of absorbed water within saturated materials. Remove gross filth or heavy soil. Apply directly with a mechanical spray device (coarse pump or trigger spray device) to fully saturate affected materials. For spray applications, spray 6-8 inches from surface. Roll, brush or agitate into materials and allow the materials to remain damp for 10 minutes. Follow with a thorough extraction. Dry rapidly and thoroughly.

SMOKE DAMAGE RESTORATION: Effective against odors caused by smoke damage for home, institutional, industrial and hospital use. [(This product) (Product Name)] is particularly suitable for use in smoke damage restoration situations. Saturate affected

materials with enough product to remain wet for at least 10 minutes. Use proper ventilation.

WATER AND SMOKE DAMAGE RESTORATION: Effective against odor caused by smoke and water damage for home, institutional, industrial and hospital use. [(This product (Product Name)) is particularly suitable for use in water damage restoration situations. Saturate affected materials with enough product to remain wet for at least 10 minutes. Use proper ventilation.]

SPECIAL INSTRUCTIONS FOR CLEANING CARPETS: [(This product) (Product Name)] can be used in industrial and institutional, commercial and residential areas such as homes, motels & hotel chains, nursing homes, schools and hospitals. For use on wet cleanable synthetic fibers. Do not use on wool. Vacuum carpet thoroughly prior to cleaning. Test fabric for color fastness.

For Portable Extraction Units: Mix 4 ounces (of (this product) (Product Name)) per (one) (1) gallon of water (or equivalent use dilution).

For Truck Mounted Extraction Machines: Mix 4 ounces (of (this product) (Product Name)) per (one) (1) gallon of water (or equivalent use dilution) and meter at 4 gallons per hour.

For Rotary Floor Machines: Mix 4 ounces (of (this product) (Product Name)) per (one) (1) gallon of water (or equivalent use dilution) and apply at the rate of 300-500 sq. ft. per (one) (1) gallon.

Do not mix (this product) (Product Name) with other cleaning products. Follow the cleaning procedures specified by the manufacturer of the cleaning equipment. After using (this product) (Product Name) set the carpet pile and protect the carpet from furniture legs and bases while drying. Do not over wet. If applied to stain resistant nylon carpet, apply a fabric protector according to the carpet manufacturer's directions.

CARPET CLEANING/DEODORIZER FOR HOME, INSTITUTIONAL, INDUSTRIAL AND HOSPITAL USE

[(This product) (Product Name)] cleans and deodorizes the carpet. It can be used in industrial, institutional, commercial and residential areas such as homes, motels, hotels chains, nursing homes and hospitals.

Vacuum carpet thoroughly prior to application. Mix 4 ounces of product per (one) (1) gallon of water (or equivalent use dilution). Follow the injection and/or Extraction procedures as specified for any conventional steam cleaning equipment you are using. For rotary floor machines, mix 4 ounces per gallon of water and spray on carpet at a rate of 300-500 sq. ft. per (one) (1) gallon.

[(For use) (Use (this product) (Product Name))] on washable synthetic fibers. Do not use on wool. Test color fastness of carpet before use. Apply diluted product to a small concealed spot, then rub with a clean white cloth. If color changes or transfers to the cloth, a water-based product must not be used.

After using the product, set carpet pile in one direction with a stiff brush. Place aluminum foil under the legs of furniture while carpet is drying. Over-wetting can cause carpet to shrink. Manufacturer assumes no responsibility for over-wetting misuse.

Note: [(This product) (Product Name)] must not be mixed with other cleaning products.

CLEANSING OF BODY SURFACES AND BODY ORIFICES OF HUMAN REMAINS: [(This product) (Product Name)] removes secretions, soil and blood, along with their accompanying malodor, from the surfaces and orifices of human remains. Using a sponge or washcloth, bathe the entire body with a use solution of 4 fluid ounces of (this product) (Product Name) per (one) (1) gallon of water (or equivalent use dilution). A soft brush may be employed on surfaces other than the face. Allow a 10-minute contact

time for optimal results. [(Fresh solution must be prepared) (Prepare fresh solution)] for each [(cadaver) (remains)] at least daily or [(more often if) (when)] use solution becomes visibly [(dirty) (soiled) (diluted)].

FOR USE ON FINISHED FLOORS: To limit gloss reduction, use 4 ounces (of (this product) (Product Name)) per (one) (1) gallon of water (or equivalent use dilution). Apply with a damp mop or auto scrubber. Allow surface to air dry.

OTHER USES

DISINFECTION/FUNGICIDEMIRUCIDE* OF HARD, NON-POROUS (INANIMATE) (ENVIRONMENTAL) SURFACES IN WHIRLPOOL UNITS: After using the whirlpool unit, drain and refill with fresh water to just cover the intake valve. Add 4 ounces (of (this product) (Product Name)) for each gallon of (or equivalent use dilution) (660 ppm active) water at this point. Briefly start the pump to circulate the solution. Turn off the pump. Wash down the unit sides, seat of the chair, lift and (any) (all) other related equipment with a clean swab, brush or sponge. Treated surfaces must remain wet for 10 minutes. After the unit has been thoroughly disinfected, drain the solution from the unit and rinse any/all cleaned surfaces with fresh water. Repeat for heavily soiled unit [(A fresh solution must be prepared) (Prepare a fresh solution)] at least daily or when use solution becomes visibly [(diluted) (soiled) (dirty)].

FOR DISINFECTING BAGLESS VACUUM CLEANERS: Add 4 ounces (of (this product) (Product Name)) to (one) (1) gallon of water (660 ppm active) (or equivalent use dilution). Turn off and unplug vacuum cleaner. Remove the hard, non-porous container that houses collected material from vacuum cleaner. Empty contents into a waste receptacle. Rinse collection container with water and wipe clean to remove any additional collected material. Apply solution to collection container with a brush, cloth, sponge or mechanical spray device ((hand pump) coarse pump or trigger spray device) so as to wet all surfaces thoroughly. For sprayer applications, spray 6-8 inches from surface. Allow surfaces to remain wet for 10 minutes. [(Wipe up excess liquid (with a paper towel) (Allow to air dry)). Reattach container to vacuum cleaner. Change cloth, sponge or towels frequently to avoid redeposition of soil. [(A fresh solution must be prepared) (Prepare a fresh solution)] at least daily or when use solution becomes visibly [(diluted) (soiled) (dirty)].

FOR DISINFECTING NON-POROUS VACUUM CLEANER BRUSHES: Add 4 ounces (of (this product) (Product Name)) to (one) (1) gallon of water (660 ppm active) (or equivalent use dilution). Turn off and unplug vacuum cleaner. Remove the non-porous brushes from vacuum cleaner. Submerge brush in solution so as to wet all surface thoroughly. Allow surfaces to remain wet for 10 minutes. [(Wipe up excess liquid (with a paper towel) (Allow to air dry)). Reattach brushes to vacuum cleaner. [(A fresh solution must be prepared) (Prepare a fresh solution)] at least daily or when use solution becomes visibly [(diluted) (soiled) (dirty)].

COMMERCIAL FLORIST USE DIRECTIONS: To clean, disinfect and deodorize hard non-porous (inanimate) (environmental) surfaces in one step, prepare use solution by [(adding) (mixing)] 4 ounces (of (this product) (Product Name)) per (one) (1) gallon of water (1:32) (660 ppm active) (or equivalent use dilution). For heavy-duty use, [(add) (mix)] 8 ounces (of (this product) (Product Name)) per (one) (1) gallon of water (or equivalent use dilution). For heavily soiled areas, a preliminary cleaning is required. Remove all leaves, petals, garbage and refuse. Pre-clean surfaces using pressurized water where possible. Apply use solution to hard (inanimate) (environmental) non-porous surfaces, thoroughly wetting surfaces as required, with a cloth, mop, brush, sponge, auto scrubber or mechanical spray device (hand pump) coarse pump or trigger spray device). For sprayer applications, spray 6-8 inches from surface. Rub with brush, sponge, mop or cloth. Do not breathe spray. Treated surfaces must remain wet for 10

container with a newly prepared use-solution. Replace [(cap) (spray nozzle)]. Place correct use-dilution label on newly filled container.

BAG-IN BOX CONTAINERS

How to use this package: This package is designed to be used with dilution control systems only. Open package and connect to dispense according to directions on the box.

TRIGGER SPRAYERS: Fill bottle from dispenser. Apply to surfaces according to directions above.

MOP BUCKETS: Fill bucket from dispenser. Set up "Wet Floor" signs. Mop floor surfaces as specified in directions above.

PACKETS (For pre-measured tear open packets)
[(Simply) (Tear)] open and pour contents of packet into (one) (1) gallon of water. Keep packets in box until ready to use.

REFILLS

To Refill Concentrate From Large Containers into Smaller Containers: [(This product) (Product Name)] may be used to fill and refill clean, properly labeled containers for dilution elsewhere within your facility. Make sure the small container has been cleaned, dried and properly labeled according to state and local regulations. Also make sure other items (funnels or hand pumps) are properly cleaned and dried. To refill, [(simply pour) (pump product)] from the larger container directly into the smaller one being careful not to spill any product. Keep both containers sealed when not in use.

28/32

(Note to reviewer: The title and first statement of this section must appear on every label, followed by the appropriate Storage and Disposal section. Brackets [] indicate that one option within the brackets MUST be used in the final label text. Each option within the brackets is enclosed in a set of parenthesis (). All "Notes" are only for reviewers and will not be included on label.)

STORAGE AND DISPOSAL

Do not contaminate water, food, or feed by storage and disposal.

(FOR USE ON NON-REFILLABLE CONTAINERS WITH HOUSEHOLD/RESIDENTIAL USES)
PESTICIDE DISPOSAL/CONTAINER HANDLING/CONTAINER DISPOSAL: Non-refillable container. Store only in original container in areas inaccessible to children. Triple rinse container. Do not reuse empty container. Wrap (container) and put in trash or offer for recycling if available.

(FOR USE ON NON-REFILLABLE CONTAINERS WITH INDUSTRIAL/COMMERCIAL/INDUSTRIAL)
(Note: To be used with either Nonpublic health or Public health uses in this section.)

(Note: For use on containers greater than one gallon)
PESTICIDE STORAGE: Open dumping is prohibited. Store only in original container. Do not reuse empty container. If a leaky container must be contained within another, mark the outer container to identify the contents. Store pesticides away from food, pet food, feed, seed, fertilizers, and veterinary supplies. Keep [(this product) (Product Name)] under locked storage sufficient to make it inaccessible to children or persons unfamiliar with its proper use.

(Note: For use on containers greater than one gallon)
PESTICIDE DISPOSAL: Pesticide wastes are acutely hazardous. Improper disposal of excess pesticide, spray mixture or rinsate is a violation of Federal Law. If these wastes cannot be disposed of by use according to label instructions, contact your State Pesticide or Environmental Control Agency, or the Hazardous Waste Representative at the nearest EPA Regional Office for guidance.
CONTAINER DISPOSAL: (Note: Only one of the following Container Disposal paragraphs will be used, depending on packaging type.)

Non-refillable container. Do not reuse this container to hold materials other than pesticides or diluted pesticides (rinsate). Offer for recycling if available or puncture and dispose in a sanitary landfill, or by other procedures approved by state and local authorities. If rinsate cannot be used, follow Pesticide Disposal instructions.

(Note: Several of our customers' packaging options are sealed containers or bottles designed to reduce worker exposure to the concentrate. None of these can be triple rinsed because they are closed sealed containers. The following text will be used on these non-refillable sealed container types only.)

Nonrefillable container. Do not reuse or refill this container. Wrap empty container and put in trash.

(Note: The following text will be used on non-refillable RTU container labels only.)

Nonrefillable container. Do not reuse or refill this container. Wrap empty container and put in trash.

(Note: The following text will be used on the BAG in BOX container types only. No Residue Removal instructions are used when BAG in BOX container disposal instructions is used.)

BAG in BOX CONTAINER DISPOSAL: Completely empty bag into application equipment. Then offer for recycling if available or dispose of in a sanitary landfill, or by incinerations, or by other procedures allowed by state and local authorities.

(Note: For use on containers of one gallon or less. The following replaces the above "Pesticide Storage" "Pesticide Disposal" and "Container Disposal" directions in the INSTITUTIONAL/COMMERCIAL/INDUSTRIAL section.)

CONTAINER DISPOSAL/PESTICIDE STORAGE: Non-refillable container. Store only in original container. Do not reuse empty container. Store pesticides away from food, pet food, feed, seed, fertilizers, and veterinary supplies. Keep [(this product) (Product Name)] under locked storage sufficient to make it inaccessible to children or persons unfamiliar with its proper use. Triple rinse as follows: Fill container ¼ full with water and reclose the container. Agitate vigorously and dispose of rinsate. Repeat two more times. Wrap (container) and put in trash or offer for recycling if available.

(FOR USE ON REFILLABLE CONTAINERS)

(Note: The following text must be used on all refillable containers greater than five gallons.)
Cleaning the container before final disposal is the responsibility of the person disposing of the container. Cleaning before refilling is the responsibility of the refiller.

PESTICIDE STORAGE: Open dumping is prohibited. Store only in original container. If a leaky container must be contained within another, mark the outer container to identify the contents. Store pesticides away from food, pet food, feed, seed, fertilizers, and veterinary supplies. Keep [(this product) (Product Name)] under locked storage sufficient to make it inaccessible to children or persons unfamiliar with its proper use.

PESTICIDE DISPOSAL: Pesticide wastes are acutely hazardous. Improper disposal of excess pesticide, spray mixture or rinsate is a violation of Federal Law. If these wastes cannot be disposed of by use according to label instructions, contact your State Pesticide or Environmental Control Agency, or the Hazardous Waste Representative at the nearest EPA Regional Office for guidance.

(Note to Reviewer: Only one of the following paragraphs will be used for Residue Removal/Container Disposal on all refillable and non-refillable INSTITUTIONAL/COMMERCIAL/Industrial labels.)

(Note: For containers up to and including 5 gallons)
RESIDUE REMOVAL INSTRUCTIONS: Triple rinse container (or equivalent) promptly after emptying. Triple rinse as follows: Fill the container ¼ full with water and recap. Shake for 10 seconds. Follow Pesticide Disposal instructions for rinsate disposal. Drain for 10 seconds after the flow begins to drip. Repeat this procedure two more times.

(For containers greater than 5 gallons with Industrial/Commercial Non-public Health Uses)
RESIDUE REMOVAL INSTRUCTIONS: To clean the container before final disposal, empty the remaining contents from this container into application equipment or a mix tank. Empty remaining contents into application equipment or a mix tank. Fill the container ¼ full with water. Replace and tighten closures. [(Tip container on its side and roll it back and forth, ensuring at least one complete revolution for 30 seconds) (Agitate vigorously or recirculate water for 30 seconds)]. Stand the container on its end and tip it back and forth several times. Turn the container over onto its other end and tip it back and forth several times. Empty the rinsate into application equipment or a mix tank or store rinsate for later use or disposal. Repeat this procedure two more times.

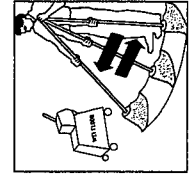

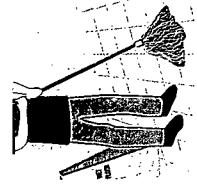
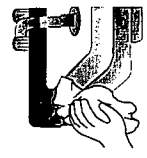
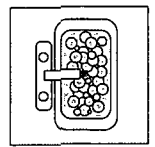

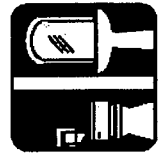
(For containers greater than 5 gallons with Industrial/Commercial Public Health Uses)
RESIDUE REMOVAL INSTRUCTIONS: To clean the container before final disposal, triple rinse as follows: Fill container ¼ full with water. [(Tip container on its side and roll it back and forth, ensuring at least one complete revolution for 30 seconds) (Agitate vigorously or recirculate water for 30 seconds)]. Stand the container on its end and tip it back and forth several times. Turn the container over its other end and tip it back and forth several times. Follow Pesticide Disposal instructions for rinsate disposal. Repeat this procedure two more times.

(For containers up to and including 5 gallons – Refillable containers only.)

CONTAINER HANDLING/RESIDUE REMOVAL: Refillable container. Triple rinse (or equivalent). Refill this container with [(this brand) (this product) (Product name) (pesticide)] only. Do not reuse this container for any other purpose. Cleaning the container before final disposal is the responsibility of the person disposing of the container. Cleaning before refilling is the responsibility of the refiller.

2932


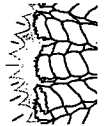
(Note to Reviewer: These icons have been requested by our customers and will appear on the label with the appropriate directions.)



WARNING
AVISO

CHILDREN CAN FALL INTO
BUCKET AND DROWN
KEEP CHILDREN AWAY FROM
BUCKET WITH FEW
SMALL AMOUNT OF WATER


Atención: niños que caen
en el balde pueden morir.
Mantélos alejados de él
balde aunque solamente
tenga un poco de agua.



DISINFECTANT




DESINFECTANTE



36/32

(Note to Reviewer: These icons have been requested by our customers and will appear on the label with the appropriate formula fragrance.)




Floral Scent




Floral Scent



Floral Scent



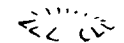
Floral Scent



Lemon Scent



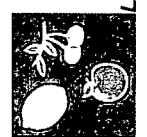
Lemon Scent



Lemon Scent



Lime Scent



Lemon/Cherry/Apple Scent




Orange Scent



Pine Scent



Pine Scent



Pine Scent




Mint Scent



Tropical Scent



Tropical Scent



Tropical Scent



Tropical Scent

31/32

**4 OUNCE PACKET LABEL TO BE USED WITH MASTER
CONTAINER LABEL**

MIX EACH PACKET WITH 1 GALLON OF WATER
FOR DISINFECTION

MAQUAT® 32-NHQ

E.P.A. Reg. No. 10324-157 E.P.A. Est. No. 10324-IL-1

NET CONTENTS: 4 FLUID OZ.

ACTIVE INGREDIENTS:

Diethyl Dimethyl Ammonium Chloride 1.268%
n-Alkyl (C14 50%, C12 40%, C16 10%)
dimethyl benzyl ammonium chloride 0.845%

INERT INGREDIENTS: 97.887%
TOTAL 100.000%

KEEP OUT OF REACH OF CHILDREN

DANGER

**SEE OUTER CONTAINER FOR PRECAUTIONARY STATEMENTS AND
USE DIRECTIONS**

DISPOSAL: Do not reuse container. Wrap and put in trash collection.

MASON CHEMICAL COMPANY
"THE QUATERNARY SPECIALISTS"

721 W. Algonquin Road
Arlington Heights, IL 60005

847-290-1621

Toll Free:

1-800-362-1855



**4 OUNCE PACKET LABEL TO BE USED WITH MASTER
CONTAINER LABEL**

MIX EACH PACKET WITH 1 GALLON OF WATER
FOR SANITIZATION

MAQUAT® 32-NHQ

E.P.A. Reg. No. 10324-157 E.P.A. Est. No. 10324-IL-1

NET CONTENTS: 4 FLUID OZ.

ACTIVE INGREDIENTS:

Diethyl Dimethyl Ammonium Chloride 1.268%
n-Alkyl (C14 50%, C12 40%, C16 10%)
dimethyl benzyl ammonium chloride 0.845%

INERT INGREDIENTS: 97.887%
TOTAL 100.000%

KEEP OUT OF REACH OF CHILDREN

DANGER

**SEE OUTER CONTAINER FOR PRECAUTIONARY STATEMENTS AND
USE DIRECTIONS**

DISPOSAL: Do not reuse container. Wrap and put in trash collection.

MASON CHEMICAL COMPANY
"THE QUATERNARY SPECIALISTS"

721 W. Algonquin Road
Arlington Heights, IL 60005

847-290-1621

Toll Free:

1-800-362-1855

