

10324-156

5/20/2013

1/22

UNITED STATES ENVIRONMENTAL PROTECTION AGENCY

Elizabeth Tannehill  
Mason Chemical Company  
721 W. Algonquin Rd.  
Arlington Heights, IL 60005

MAY 20 2013

SUBJECT: Maquat® 64-NHQ, EPA Registration Number 10324-154,  
Maquat® 512-NHQ, EPA Registration Number 10324-156;  
Maquat® 256-NHQ, EPA Registration Number 10324-141  
Application Date: April 23, 2013  
Receipt Date: April 25, 2013

Dear Ms. Tannehill:

This letter acknowledges receipt of the notification identified above submitted under provisions of the Federal Insecticide, Fungicide, and Rodenticide Act (FIFRA) as amended and PR Notice 98-10 is acceptable.


Correcting the mistakes on the labels:

- Maquat® 64-NHQ, 10324-154 and Maquat® 512-NHQ, 10324-156: Correction of Heavy Duty dilution in the Restroom section of the label on page 13 of both labels.
- Maquat® 256-NHQ, 10324-141: Correction of Footbath Disinfection dilution, Restroom Concentrate dilution and Heavy Duty dilution rate on page 13 of label.

General Comments


Should you have any questions concerning this letter, please contact Emilia Oiguenblik at (703) 347-0199 or Velma Noble at (703) 308-6233.

Sincerely,



Velma Noble  
Product Manager (31)  
Regulatory Management Branch I  
Antimicrobials Division (7510P)

CONCURRENCES							
SYMBOL							
SURNAME							
DATE							

 United States <b>Environmental Protection Agency</b> Washington, DC 20460	<input type="checkbox"/> Registration <input type="checkbox"/> Amendment <input checked="" type="checkbox"/> Other	OPP Identifier Number
---	--	-----------------------

**Application for Pesticide - Section I**

1. Company/Product Number 10324-156	2. EPA Product Manager Noble	3. Proposed Classification <input checked="" type="checkbox"/> None <input type="checkbox"/> Restricted
4. Company/Product (Name) Maquat 512-NHQ	PM# 31	
5. Name and Address of Applicant (Include ZIP Code) Mason Chemical Company 721 W. Algonquin Rd. Arlington Heights, IL 60005 <input type="checkbox"/> Check if this is a new address	6. Expedited Review. In accordance with FIFRA Section 3(c)(3)(b)(i), my product is similar or identical in composition and labeling to: EPA Reg. No. <u>10324-141</u> Product Name <u>Maquat 256-NHQ</u>	

**Section - II**

<input type="checkbox"/> Amendment - Explain below.	<input type="checkbox"/> Final printed labels in response to Agency letter dated _____
<input type="checkbox"/> Resubmission in response to Agency letter dated _____	<input type="checkbox"/> "Me Too" Application.
<input checked="" type="checkbox"/> Notification - Explain below.	<input type="checkbox"/> Other - Explain below.

**Explanation: Use additional page(s) if necessary. (For section I and Section II.)**

We are adding H1N1 language per the EPA guidelines recently released.

This notification is consistent with the provisions of PR Notice 95-2 and EPA regulations at 40 CFR 152.46, and no other changes have been made to the labeling or the confidential statement of formula of this product. I understand that it is a violation of 18 U.S.C. Sec. 1001 to willfully make any false statement to EPA. I further understand that if this notification is not consistent with the terms of PR Notice 95-2 and 40 CFR 152.46, this product may be in violation of FIFRA and I may be subject to enforcement action and penalties under sections 12 and 14 of FIFRA.

We feel this is a Notification and requires no fee payment. We understand the EPA will contact us with payment information, if needed, upon receipt of application.


Contact Information: Elizabeth (Liz) Tannehill, liz@maquat.com voice number 847-290-1621 fax number 847-290-1625

**Section - III**

1. Material This Product Will Be Packaged In:				2. Type of Container	
Child-Resistant Packaging <input checked="" type="checkbox"/> Yes <input type="checkbox"/> No	Unit Packaging <input type="checkbox"/> Yes <input checked="" type="checkbox"/> No	Water Soluble Packaging <input type="checkbox"/> Yes <input checked="" type="checkbox"/> No		<input type="checkbox"/> Metal	<input checked="" type="checkbox"/> Plastic
* Certification must be submitted		If "Yes" Unit Packaging wgt.	No. per container	<input type="checkbox"/> Glass	<input type="checkbox"/> Paper
		If "Yes" Package wgt	No. per container	<input type="checkbox"/> Other (Specify) _____	
3. Location of Net Contents Information <input checked="" type="checkbox"/> Label <input checked="" type="checkbox"/> Container		4. Size(s) Retail Container 1 qt., 1 gal., 5 gal., 55 gal.		5. Location of Label Directions <input checked="" type="checkbox"/> On Label	
6. Manner in Which Label is Affixed to Product <input checked="" type="checkbox"/> Lithograph <input checked="" type="checkbox"/> Paper glued <input checked="" type="checkbox"/> Stenciled				<input type="checkbox"/> Other _____	

**Section - IV**

1. Contact Point (Complete items directly below for identification of individual to be contacted, if necessary, to process this application.)		
Name Elizabeth Tannehill	Title Regulatory Manager	Telephone No. (Include Area Code) 800-362-1855

<b>Certification</b> I certify that the statements I have made on this form and all attachments thereto are true, accurate and complete. I acknowledge that any knowingly false or misleading statement may be punishable by fine or imprisonment or both under applicable law.		6. Date Application Received  <b>(Stamped)</b>
2. Signature 	3. Title Regulatory Manager	
4. Typed Name Elizabeth Tannehill	5. Date 12/14/09	
<small>Digitally signed by Elizabeth Tannehill          DN: cn=Elizabeth Tannehill, o=Mason Chemical Co., ou, email=liz@maquat.com, c=US          Date: 2013.04.22 11:10:22 -05'00'</small>		



# MASON CHEMICAL COMPANY

"The Quaternary Specialists"

Velma Noble  
Document Processing Desk (AMEND)  
Office of Pesticide Programs (7510C), PM31  
U.S. Environmental Protection Agency  
Room S4900, One Potomac Yard  
2777 S. Crystal Dr.  
Arlington, VA 22202

Subject: Maquat® 64-NHQ, 10324-154, Maquat® 512-NHQ, 10324-156, and Maquat® 256-NHQ,  
10324-141  
Notification

Dear Velma,

Enclosed are the following items for the notification action of our labels, Maquat® 64-NHQ, 10324-154, Maquat® 512-NHQ, 10324-156, and Maquat® 256-NHQ, 10324-141:

- 1. Application/Notification Form with Notification Statement – 3 included
- 2. One (1) copy of the label – 3 included

Due to a mistake in our recent label submission and subsequent approval we are correcting our labels in the following areas. Please note that all changes in dilution had been previously approved on prior labels. This was just a mistake on Mason's part when preparing for submission for the last amendment action.

- 1. **Maquat® 64-NHQ, 10324-154 and Maquat® 512-NHQ, 10324-156: Correction of Heavy Duty dilution in the Restroom section of the label on page 13 of both labels.**
- 2. **Maquat® 256-NHQ, 10324-141: Correction of Footbath Disinfection dilution, Restroom Concentrate dilution and Heavy Duty dilution rate on page 13 of label.**


This is a notification and does NOT require a fee.

If you have any questions, please do not hesitate to contact me at 800-362-1855 or [liz@maquat.com](mailto:liz@maquat.com). Your assistance with this registration is greatly appreciated.

Sincerely,

MASON CHEMICAL COMPANY

Elizabeth Tannehill





**MASON CHEMICAL COMPANY**  
"The Quaternary Specialists"

721 W. Algonquin Road | Arlington Heights, IL 60005 | 847-290-1621 or 800-362-1855

E.P.A. Reg. No. 10324-156  
E.P.A. Est. No. 10324-IL-1

**MAQUAT® 512-NHQ**

Net Contents: Batch No. (Can be placed on container or label)

**PRECAUTIONARY STATEMENTS  
HAZARDS TO HUMANS  
AND DOMESTIC ANIMALS  
DANGER**

**KEEP OUT OF REACH OF CHILDREN.** Corrosive. Causes irreversible eye damage and skin burns. Harmful if swallowed, inhaled or absorbed through the skin. Avoid breathing spray mist. Do not get in eyes, on skin, or on clothing. Wear goggles or face shield, rubber gloves and protective clothing when handling. Wash thoroughly with soap and water after handling and before eating, drinking, chewing gum, using tobacco or using the toilet. Remove contaminated clothing and wash clothing before reuse.  
*(If container is 5 gallons or larger the following statement must appear on the label.)*

**ENVIRONMENTAL HAZARD**

This pesticide is toxic to fish, aquatic invertebrates, oysters, and shrimp. Do not discharge effluent containing this product into lakes, streams, ponds, estuaries, oceans or other waters unless in accordance with the requirements of a National Pollutant Discharge Elimination System (NPDES) permit and the permitting authority has been notified in writing prior to discharge. Do not discharge effluent containing this product into sewer systems without previously notifying the local sewage treatment plant authority. For guidance contact your State Water Board or Regional Office of the EPA.  
*(If container is less than 5 gallons use the following as an alternate to the above statement.)*

**ENVIRONMENTAL HAZARD**

This product is toxic to fish.

**PHYSICAL OR CHEMICAL HAZARDS**

Do not mix with oxidizers, anionic soaps and detergents.  
Do not use or store near heat or open flame.

**First Aid**

Have the product container or label with you when calling a poison control center or doctor, or going for treatment.  
**IF ON SKIN OR CLOTHING:** Take off contaminated clothing. Rinse skin immediately with plenty of water for 15-20 minutes. Call a poison control center or doctor for treatment advice.  
**IF IN EYES:** Hold eye open and rinse slowly and gently with water for 15-20 minutes. Remove contact lenses, if present, after the first 5 minutes, then continue rinsing eye. Call a poison control center or doctor for treatment advice.  
**IF SWALLOWED:** Call a poison control center or doctor immediately for treatment advice. Have person sip a glass of water if able to swallow. Do not induce vomiting unless told to do so by a poison control center or doctor. Do not give anything by mouth to an unconscious person.  
**IF INHALED:** Move person to fresh air. If person is not breathing, call 911 or an ambulance, then give artificial respiration, preferably mouth-to-mouth, if possible. Call a poison control center or doctor for further treatment advice.  
**NOTE TO PHYSICIAN:** Probable mucosal damage may contraindicate the use of gastric lavage.

**One Step Disinfectant  
Germicidal Detergent and Deodorant**

Disinfectant, Non-Food Contact Sanitizer, Cleaner, Mildewstat, Fungicide, Virucide\*, Deodorizer (Odor Counteractant) (Odor Neutralizer) for Hospitals, Nursing Homes, Whirlpool, Households, Hotels & Motels, Waterbed Conditioner, Food Service, Commercial, Institutional, and Industrial Use, (Only) (Suitable) For Use in Meat and Poultry Plants, Schools, Dairy, Equine, Poultry/Turkey Farm, Veterinary, Restaurant, Food Handling and Process Areas.

Effective in hard water up to 400 ppm hardness (Calculated as CaCO<sub>3</sub>) in the presence of 5% serum contamination.

Non-Dulling to Floors (Floor Finishes).

Athletic Surface Disinfectant.

(Product of USA) (Made in the USA)

Meets OSHA Bloodborne Pathogen Standard for HIV, HBV and HCV.

**ACTIVE INGREDIENTS:**

Didecyl Dimethyl Ammonium Chloride ..... 20.28%  
n-Alkyl (C<sub>14</sub> 50%, C<sub>12</sub> 40%, C<sub>16</sub> 10%)  
dimethyl benzyl ammonium chloride .....

**INERT INGREDIENTS:** ..... 13.52%  
..... 66.20%  
**TOTAL** ..... 100.00%

**KEEP OUT OF REACH OF CHILDREN  
DANGER PELIGRO**

See left (back) (side) (right) panel (of label) (below) for additional precautionary statements and first aid statements.

**PELIGRO: SI NO PUEDE LEER EN INGLES, PREGUNTE A SU SUPERVISOR SOBRE LAS INSTRUCCIONES DE USO APROPIADAS ANTES DE TRABAJAR CON ESTE PRODUCTO.**

**DANGER: IF YOU CANNOT READ ENGLISH, ASK YOUR SUPERVISOR TO EXPLAIN THE APPROPRIATE DIRECTIONS FOR USE BEFORE WORKING WITH THIS PRODUCT.**

*(Note to Reviewer: This information has been verified per DOT regulations. It is NOT required to be on the label but is being requested by a customer.)*

**Transportation Information**

**DOT Hazard Class:** 8 Corrosive

**DOT Proper Shipping Name:** Disinfectant Liquid Corrosive, NOS (Quaternary Ammonium Compound), 8, UN1903, PGIII

**NOTIFICATION**  
Reviewed: 2/21/13  
By: [Signature]

4/22

**(Note to reviewer:** All "Notes" are only for reviewers and will not be included on label. Brackets [ ] indicate that at least one option within the brackets must be used in the final label text. Each option within the brackets is enclosed in a set of parenthesis ( ). The wording "This product" can be replaced with product name.)  
**(Note to reviewer:** The Table of Contents will not be on any label. This is for our customer's reference only. The page numbers will change as the label changes.)

Description	Page No.
Organism List	2
Marketing Claims	4
Use Directions	
General	8
Hospital/Healthcare	
Disinfection	9
Non-Food Contact Sanitization	10
Food Processing Premises	
Disinfection	11
Non-Food Contact Sanitization	11
Animal Premises	
Disinfection	11
Non-Food Contact Sanitization	12
Barber/Salon	
Disinfection	13
Non-Food Contact Sanitization	13
Restroom/Bathroom	13
Mold & Mildew	14
Deodorization/Cleaning	14
Other	
Disinfection	15
Non-Food Contact Sanitization	16

**ORGANISM LIST**  
**(Note:** For reference use only. This is a list of all organisms covered by this label. Please see appropriate Directions for Use for proper use dilution. Inclusion of targeted organism on final label is mandatory.)


**DISINFECTION PERFORMANCE IN INSTITUTIONS (Hospitals, Dental Offices, Nursing Homes, and Other Health Care Institutions) AND NON-MEDICAL FACILITIES (Households, Schools, Restaurants, Food Services, Dairies, Farms, Beverage, Food Processing Plants and Other Non-Medical Facilities):** This product is effective against:

- Acinetobacter baumannii (ATCC 19003)
- Acinetobacter Iwoffi (ATCC 9957)
- Acinetobacter Iwoffi (ATCC 15309)
- Bordetella bronchiseptica (ATCC 10580)
- Chlamydia psittaci (ATCC VR-125)
- Citrobacter freundii (ATCC 8090)
- Enterobacter agglomerans (ATCC 27153)
- Enterobacter aerogenes (ATCC 13048)
- Enterobacter cloacae (ATCC 13047)
- Enterobacter coli (ATCC 11229)
- Escherichia coli O111:H8 (ATCC BAA-184)
- Extended Spectrum  $\beta$ -Lactamase (ESBL) *Escherichia coli* (ATCC BAA-196)
- Tetracycline Resistant *Escherichia coli* (ATCC 47041)
- Enterococcus faecalis (ATCC 19433)
- Enterococcus hirae (ATCC 10541)
- Fusobacterium necrophorum (ATCC 27852)

- Klebsiella oxyfoca* (ATCC 13182)
- Klebsiella pneumoniae* (ATCC 13883)
- Klebsiella pneumoniae* - ((NDM-1 positive) (New Delhi metallo-beta-lactamase)) (CDC 1000527)
- Listeria monocytogenes* (ATCC 19117)
- Micrococcus luteus* (ATCC 14452)
- Micrococcus luteus* (ATCC 4698)
- Pasturella multocida* (ATCC 12947)
- Proteus vulgaris* (ATCC 9920)
- Proteus vulgaris* (ATCC 13315)
- Pseudomonas aeruginosa* (ATCC 15442)
- Tetracycline Resistant *Pseudomonas aeruginosa* (ATCC 27853)
- Pseudomonas cepacia* (ATCC 25416)
- Salmonella enterica* (ATCC 23564)
- Salmonella enterica* (ATCC 10708)
- Salmonella enteritidis* (ATCC 4931)
- Salmonella enterica* serotype pullorum (ATCC 19945)
- Salmonella typhi* (ATCC 6539)
- Salmonella typhimurium* (ATCC 23564)
- Serratia marcescens* (ATCC 9103)
- Serratia marcescens* (ATCC 14756)
- Shigella flexneri* (ATCC 9380)
- Shigella flexneri* (ATCC 12022)
- Shigella sonnei* (ATCC 25931)
- Staphylococcus aureus* (ATCC 6538)
- Staphylococcus aureus* (ATCC 25923)
- Staphylococcus aureus* sub species aureus (ATCC 33586)
- Staphylococcus aureus* (ATCC 14154)
- Community Associated Methicillin Resistant *Staphylococcus aureus* (CA-MRSA) (Genotype USA400)
- Community Associated Methicillin Resistant *Staphylococcus aureus* (CA-MRSA) (Genotype USA300)
- Methicillin Resistant *Staphylococcus aureus* (MRSA) (ATCC 33592)
- Staphylococcus epidermidis* (ATCC 14990)
- Antibiotic resistant *Staphylococcus epidermidis* (ATCC 51625)
- Streptococcus agalactiae* (ATCC 13813)
- Staphylococcus haemolyticus* (ATCC 29970)
- Streptococcus pneumoniae* Penicillin Resistant (ATCC 51915)
- Streptococcus pyogenes* (ATCC 19615)
- Streptococcus mutans* (ATCC 25175)
- Vancomycin Resistant *Enterococcus faecalis* (VRE) (ATCC 51299)
- Vancomycin Intermediate Resistant *Staphylococcus aureus* (VISA) (HIP 5836)
- Vibrio cholera* (ATCC 11623)
- Yersinia enterocolitica* (ATCC 23715)

**VIRUCIDAL \* PERFORMANCE:** This product is effective against:

- Avian Influenza A (H3N2) virus (Avian Reassortant) (ATCC VR-2072)
- Avian Influenza A (H5N1) virus
- Cytomegalovirus
- SARS-associated Coronavirus
- Hantavirus
- Hepatitis B Virus
- Hepatitis C Virus
- Herpes Simplex Virus Type 1 (ATCC VR-733)



- Herpes Simplex Virus Type 2 (ATCC VR-734)
- Human Coronavirus
- Human Immunodeficiency Virus type 1 (HIV 1)
- Influenza A virus (ATCC VR-544) (H3N2)
- Influenza A (H1N1) virus (ATCC VR-1469) (Strain A/PR/8/34)
- Respiratory syncytial virus (ATCC VR-26)

**ANIMAL PREMISE VIRUCIDAL\* PERFORMANCE:** This product is effective against:

- Avian Infectious Bronchitis virus Beaudette IB42
- Avian Influenza A (H5N1) virus
- Avian Influenza A (H3N2) virus (Avian Reassortant) (ATCC VR-2072)
- Canine Coronavirus
- Canine Parvovirus (CPV) (2 oz. per gallon)
- Canine Distemper virus (ATCC VR-128)
- Feline Picornavirus (ATCC VR-649)
- Infectious Bovine Rhinotracheitis virus (ATCC VR-188)
- Mice (Parvovirus) (2 oz. per gallon) (Not for use in CA)
- Porcine Parvovirus (2 oz. per gallon)
- Pseudorabies virus (ATCC VR-135)
- Rabies (2 oz per gallon)
- Swine Influenza A (H1N1) virus (ATCC VR-333) (Strain A/Swine/Iowa/15/30)
- Transmissible Gastroenteritis virus
- Vaccinia virus (ATCC VR-119)

**NON-FOOD CONTACT SANITIZING PERFORMANCE:** This product is effective against:


- Klebsiella pneumoniae
- Staphylococcus aureus

**FUNGICIDAL PERFORMANCE:** This product is effective against:

- Candida albicans (ATCC 10231)
- Trichophyton mentagrophytes (ATCC 9533) (athlete's foot fungus) (a cause of Ringworm)
- Ringworm (a cause of Ringworm of the foot)

**MILDEWICIDAL PERFORMANCE:** This product is effective against:

- Aspergillus niger (ATCC 16404)



**MARKETING CLAIMS**

*(Note to reviewer: The following is considered optional marketing language.)*

*This product is for use on hard, non-porous surfaces in:*

- Hospitals, medical and dental offices and clinics, healthcare facilities, nursing homes, physician offices, operating rooms/theaters, radiology rooms, isolation wards, quarantine areas, hospices, and medical research facilities, washing areas, ICU areas.
- Patient care rooms & facilities, recovery rooms, Emergency Rooms, X-ray cat labs, exam rooms, newborn nurseries, neonatal units, orthopedics, respiratory therapy, surgi-centers, out-patient surgical centers, labs, blood collection rooms, central supply, housekeeping & janitorial rooms, ophthalmic/optometric facilities.
- EMS & fire facilities, emergency vehicles, ambulance(s), police cars, fire trucks.
- Day care centers and nurseries, sick rooms, elder care centers, kindergartens, and preschools.
- Acute care institutions, alternate care institutions, home healthcare institutions.
- Life care retirement communities, elder care facilities.
- Restaurants, restaurants and bars, bars, kitchens, taverns, cafeterias, institutional kitchens, fast food operations, food storage areas, caterers, bakeries.
- Supermarkets, convenience stores, retail and wholesale establishments, department stores, shopping malls, gift shops, video stores, bookstores, dressing rooms and laundries, photocopy centers, bicycle shops, auto repair centers.
- Computer manufacturing sites, toy factories.
- Food establishments, coffee shops, donut shops, bagel stores, pizza parlors, liquor stores.
- Crime scenes and funeral homes, morgues, mortuaries, burial vaults, mausoleums, autopsy rooms, cadaver processing areas.
- Police stations, courthouses, correctional facilities, municipal government buildings, jails, prisons, penitentiaries, correctional institutions, bus stations, train stations.
- Institutional facilities, laboratories, factories, business and office buildings, hotels and motels, and transportation terminals, maintenance vehicles, workstations, and breakrooms.
- Public restrooms, public facilities, waysides, travel rest areas, shower rooms, bathrooms, shower and bath areas.
- Hotel, motels, dormitories.
- Kitchens, bathrooms, and other household areas.
- Homes (households), condos, apartments, vacation cottages, summer homes.
- Institutions, schools, colleges, commercial and industrial sites, churches, classrooms, community colleges, universities, athletic facilities and locker rooms, exercise rooms, exercise facilities, gyms, gymnasiums, fieldhouses.
- Cosmetic manufacturing facilities, medical device manufacturing facilities, biotechnology firms, pharmaceutical manufacturing facilities, warehouses.
- Health clubs, spas, tanning salons, tanning spas, massage/facial salons, hair/nail/pedicure salons, barber/beauty shops, salons, foot spas, tattoo parlors. (Not for use on needles or other skin piercing instruments)

- Museums, art galleries, post offices, performance/theater centers, banks, libraries, movie houses, bowling alleys.
  - Recycling centers.
  - Campgrounds, playgrounds, recreational facilities, picnic facilities, sports arenas, sports complexes.
  - Whirlpools.
  - Food processing plants, USDA inspected food-processing facilities, federally inspected meat and poultry plants, egg processing plants, poultry and turkey farms, egg processing plants, farms, dairy farms, hog farms, meat/poultry processing plants, mushroom farms, rendering plants, poultry and animal dressing plants, canneries, meat packing plants, hide and leather processing plants.
  - Processing facilities for Fish, Milk, Citrus, Wine, Fruit, Vegetable, Ice Cream, and Potatoes, and beverage plants.
  - Tobacco plant premise.
  - Veterinary clinics, animal life science laboratories, animal laboratories, animal research centers, animal quarantine areas, animal holding areas, equine farms, (dog) (cat) (animal) kennels, animal breeding facilities, breeding establishments, animal husbandry establishments, grooming establishments, pet animal quarters, animal housing facilities, zoos, tack shops, pet shops, operating rooms, washing areas, waiting rooms, examination rooms and other animal care facilities.
  - Farmhouses, barns, sheds, tool sheds, (cattle) (swine) (sheep) (horse) barns, pens and stalls, swine quarters, livestock farms, equine quarters, brooder houses, seed houses, and veal, calving, hog, cattle and horse operations, chick vans, egg trucks, hatchery and farm vehicles.
  - Household and automotive garages, boats, ships, barges, watercraft, campers, RV's, trailers, mobile homes, cars, automobiles, trucks, delivery trucks, boxcars, tankers, tank trucks, buses, trains, taxis, airplanes, helicopters and garbage trucks.
  - Cruise lines, cruise ships, airline terminals, airports, shipping terminals, public transportation, transportation terminals.
  - Commercial florist and flower shops.
  - Basements, cellars, bedrooms, attics, living rooms, and porches.
- This product [(when used as directed) (can be used) (is formulated to [(disinfect) (clean) (sanitize) (deodorize)] (is formulated for use)] on (washable) hard, non-porous surfaces such as:*
- Floors, finished floors, high speed burnished floors, conductive flooring, walls, ceilings, fixtures.
  - Food preparation areas.
  - Kitchen equipment such as trash compactors.
  - Counters (countertops), countertop laminates, stovetops (stoves), sinks (bathroom, kitchen), tub surfaces, non-food contact surfaces of Slurpee® machines, and exterior surfaces of refrigerators, ice machines, microwaves (microwave ovens), coolers, freezers, appliances, non-food contact equipment.
  - Hospital beds, bed railings, bedpans, gurneys, traction devices, MRI, CAT, examining tables, scales, paddles, wheelchairs, hard nonporous surfaces of cervical collars and neck braces, spine backboards, stretchers, unit stools, CPR training mannequins, curing lights, light lens covers, slit lamps, operating room lights, operating tables,

- oxygen hoods, dental chairs/countertops, examination tables, X-ray tables, ambulance equipment/surfaces, medical equipment surfaces.
- Ultrasonic baths, whirlpools, whirlpool surfaces, whirlpool bathtubs.
- Highchairs, baby cribs, diaper changing stations, infant bassinets/cribs/warmers/incubators/care equipment, folding tables, hampers, laundry pails, empty diaper pails.
- Shower stalls, shower doors and curtains, bathtubs and glazed tiles, chrome plated intakes, toilets, toilet seats, toilet bowls, toilet bowl surfaces, urinals, portable and chemical toilets and latrine buckets, vanity tops, and restroom fixtures, bathroom fixtures.
- Glass surfaces, aluminum, brass, copper, laminated surfaces, (non-medical) metal, (non-medical) plated or stainless steel, glazed porcelain, glazed (restroom) tile, glazed (restroom) ceramic, sealed granite, sealed marble, plastic (such as polycarbonate, polyvinylchloride, polystyrene or polypropylene), sealed limestone, sealed slate, sealed stone, sealed terra cotta, sealed terrazzo, chrome and vinyl, Plexiglass®, enameled surfaces, painted (finished) woodwork, Formica®, vinyl and plastic upholstery, washable wallpaper, windows and mirrors, painted surfaces.
- Tables, chairs, desks, folding tables, bed frames, lifts, washable walls, cabinets, doorknobs and garbage cans/pails, trash barrels, trash cans, trash containers, cuspidors and spittoons, industrial waste receptacles and garbage handling equipment, shelves, racks and carts and door knobs and handles.
- Sealed foundations, steps, plumbing fixtures, finished baseboards and windowsills.
- Exhaust fans, refrigerated storage and display equipment, coils and drain pans of air conditioning, refrigeration equipment and heat pumps.
- Large inflatable, non-porous plastic and rubber structures such as animals, promotional items, moonwalks, slides, obstacle course play.
- Hard, non-porous surfaces of picnic tables and outdoor furniture or Non-wooden Picnic tables and outdoor (patio) furniture except cushions and wood frames. (Note: Only one statement will be used on label)
- Tanning spas/beds, tanning equipment.
- Footbath surfaces.
- Tattoo equipment. (Not for use on needles or other skin piercing instruments)
- Playground equipment.
- Automobile interiors, mats, crates, cabs, and wheels.
- Maintenance equipment.
- Telephones and telephone booths.
- External vision correction devices including eyeglasses (not for use on contact lenses), protective eyewear, goggles, light lens covers, optical instruments/implements.
- Hair clippers, cutting implements, plastic rollers, washable-nail files.
- Humidifier water tanks. (Not for use in CA)
- Hard hats, headphones.
- Kennel runs, cages, kennel/cage floors, conductive flooring, examination tables, veterinary x-ray tables, loading platforms, animal equipment.

- Hatchers, setters, trays, racks, egg flats, chick boxes, egg cases, vans and trash containers, poultry/turkey equipment, carts, sexing tables and automated tray, rack and buggy washers, egg receiving and egg holding areas.
  - Meat packing plant surfaces such as livestock vehicles and holding pens, receiving areas and delivery chutes, slaughter areas and conveyors, hand, rub and guide rails, post knock cabinets, stands and flooring surfaces, chains and moving process lines, surfaces of equipment for hide operations consisting of brine curing, hide transfer bin surfaces, chutes, conveyors, tallow and animal feed production surfaces, processed product and offal equipment surfaces, fabrication and processing areas covering cold storage areas, stainless steel cut out and prep tables, and other stainless surfaces.
  - Hide/Leather processing surfaces such as hide storage bins, holding tanks, chill tanks, serpentine tanks and chains, machine and tannery equipment surfaces, conveyors and trolleys, hide press, grading and storage areas and scales.
  - (Wrestling) (gymnastic) (athletic) mats, athletic training tables, physical therapy tables, exercise equipment, athletic helmets, (wrestling) (boxing) headgear, athletic shoe soles, and locker room(s) (areas).
  - Crypton Barrier fabric.
  - Commercial florist pots, flats and flower buckets, work areas and benches.
  - Drinking fountains.
- This product -*
- contains no phosphorous.
  - is a phosphate-free formulation designed to provide effective cleaning, deodorizing and disinfection in areas where housekeeping is of prime importance in controlling the hazard of cross-contamination on treated surfaces.
  - contains no [(abrasives) (bleach) (harsh acids) (phosphates)] (so it won't scratch surfaces).
  - has been formulated to aid in the reduction of cross-contamination on treated surfaces not only in hospitals, but also in schools, institutions and industry.
  - will not harm sealed stone, sealed grout, or glazed tile.
  - non-dulling formula eliminates the time and labor normally required for rinsing.
  - is an economical concentrate that can be used with a mop and bucket, trigger sprayers, sponge or by soaking.
  - can be applied through foaming apparatus, low-pressure sprayers and [(fogging) (wet misting)] systems. Follow manufacturers' instructions when using this equipment.
  - is effective against household [(germs) (bacteria)].
  - delivers non-acid disinfection performance in an economical concentrate.
  - contains no fragrances. (Note: to be used only with non-fragrance formulas)
  - is fragrance-free (Note: to be used only with non-fragrance formulas)
  - non-abrasive formula will not [(harm) (scratch)] surfaces.
  - inhibits bacterial growth on moist surfaces and deodorizes by killing microorganisms that cause offensive odors. (Not for use in CA)
  - is great for use [(on) (in the)] [(kitchen), (bathroom), (floors) (and) (other household areas)].



<ul style="list-style-type: none"> <li>• is a one-step cleaner and [(deodorant) (odor counteractant) (odor-neutralizer)] designed for [(general cleaning), (and) (disinfecting), (deodorizing) (and controlling mold and mildew)] on hard, non-porous surfaces.</li> <li>• acts as a virucide* and bactericide while also cleaning.</li> <li>• is a one-step disinfectant that is effective against a broad-spectrum of bacteria, is virucidal* (including HIV-1, HCV &amp; HBV) and inhibits the growth of mold and mildew and their odors when used as directed.</li> <li>• has passed the Virucidal Efficacy of a Disinfectant for Use on Inanimate Environmental Surfaces utilizing ((Duck) Hepatitis B virus) (and) (Bovine viral diarrhea virus (BVDV) (Hepatitis C virus) (Surrogate for human Hepatitis C virus)). (The description "Duck" and "Surrogate for human Hepatitis C virus" must be used in California. Use of only "Hepatitis C virus" is not allowed in CA).</li> <li>• cleans, disinfects and deodorizes (hard, non-porous hospital (medical) surfaces) in one step (with no rinsing required).</li> <li>• has been designed specifically where housekeeping is of prime importance.</li> <li>• is a one-step (hospital-use) germicidal (disinfectant) cleaner and deodorant (odor-counteractant) (odor neutralizer) designed for general cleaning, (and) disinfecting, (deodorizing) (and controlling mold and mildew on) (of) hard, non-porous surfaces. This product cleans quickly by removing dirt, grime, mold, mildew, food residue, body oils, dead skin, blood and other organic matter commonly found in (list use sites from above list).</li> <li>• is a concentrated Hospital Use disinfectant that is effective against a broad-spectrum of bacteria, is virucidal*, (and) fungicidal, and eliminates odor causing bacteria when used as directed.</li> <li>• is designed to provide both general cleaning and disinfection for larger areas such as operating rooms and patient care facilities.</li> <li>• will not cause swelling of transducer membrane or harm compressor plates.</li> <li>• is a (versatile sanitizer and) broad-spectrum disinfectant formulated for use in Ultrasonic Baths (Ultrasonic cleaning units).</li> <li>• is a disinfectant and non-food contact surface sanitizer for Cleanroom and Laboratory areas to disinfect washable, hard, non-porous non-food contact surfaces such as: Laminar-airflow equipment and BioSafety Cabinet work surfaces and exterior surfaces of the following: countertops, sinks, plumbing fixture surfaces, incubators, Refrigerators and Centrifuge surfaces of metal, stainless steel, glass, plastic (such as polystyrene or polypropylene), Formica®, and vinyl.</li> <li>• is used to clean, sanitize and disinfect non-porous ambulance equipment and surfaces by rinsing all equipment that comes in prolonged contact with skin before reuse with clean warm water (about 120°F), and allow to air dry. (Precaution: Cleaning at 120°F temperature will avoid overheating and distortion of the ambulance equipment and surfaces that would necessitate replacement.)</li> <li>• is an effective sanitizer (in the presence of ((soils) (5% serum contamination))) on hard non-porous non-food contact surfaces.</li> <li>• sanitizes non-food contact kitchen surfaces (bathroom surfaces and floors).</li> <li>• is [(for use as a) (an effective one-step)] sanitizer (and cleaner) on hard, non-porous, non-food contact surfaces (660 ppm active).</li> <li>• meets efficacy standards for hard non-porous, non-food contact surface sanitizers.</li> </ul>	<ul style="list-style-type: none"> <li>• will not harm most surfaces.</li> <li>• kills odor causing bacteria in the [(kitchen) (bathroom)].</li> <li>• Non-staining.</li> <li>• is a neutral pH multi-surface cleaner, deodorizer and disinfectant.</li> <li>• Will help to prolong equipment life.</li> <li>• will not leave a grit or soap scum.</li> <li>• is a no-rinse neutral pH disinfectant cleaner that disinfects, cleans and deodorizes in one labor-saving step.</li> <li>• disinfects.</li> <li>• is a complete, chemically balanced disinfectant/ sanitizer that provides clear use solutions even in the presence of hard water.</li> <li>• cleans, shines, deodorizes and disinfects all hard, non-porous (household) surfaces listed on the label.</li> <li>• is a proven one-step disinfectant, cleaner, sanitizer, fungicide, mildewstat, and virucide*.</li> <li>• disinfects (and sanitizes) kitchen surfaces (bathroom surfaces and floors).</li> <li>• kills (common) (kitchen) (bathroom) (household) [(germs) (bacteria) (and) (viruses*)].</li> <li>• is an effective bactericide, virucide* and fungicide (in the presence of organic soil) (5% blood serum) and 400 ppm hard water.</li> <li>• is for use as a disinfectant on hard, non-porous surfaces (at 660 ppm active).</li> <li>• kills (99.9% of):       <ul style="list-style-type: none"> <li>(any disinfection organism listed) (above) (below) (on hard, non-porous surfaces)</li> <li>(common) (household) (institutional) (kitchen) germs (on (the) floor(s)).</li> <li>(household) (institutional) (kitchen) bacteria -and/or- germs ((that get) tracked into your -or- home) (by shoes -and/or- pets -and/or- kids) (from outside) (every day).</li> <li>(kitchen) (bathroom) (household) (institutional) bacteria (on (the) floor(s)) (ordinary dish soap can't).</li> </ul> </li> <li>• kills -and/or- (helps(s)) eliminate(s) -and/or- disinfects -and/or- destroy(s) -and/or- remove(s) -and/or- (help(s)) get(s) rid of -and/or- reduces -and/or- fights -and/or- effective against (99.9% of) (the) (common) (household) (list use site/surface) (((bacteria -and/or- viruses) (and other germs)) -or- germs) (list disinfectant organism) ((the) flu (influenza virus)) (in your home -and/or- (office -or- work (place) (area) (environment) (school) (classroom) (kitchen) (commonly found in -or- on (the) (list use site/surface) (surfaces your kids -and/or- pets (may) touch every day) ((on) (from) (you) (children's) toys)) (this season -or- flu season). (Use of "influenza" or "flu" allowed only when influenza virus listed on label).</li> <li>• is a versatile cleaner, sanitizer and broad-spectrum disinfectant formulated for use on bath and therapy equipment (Whirlpools).</li> <li>• cleans, disinfects and eliminates odors leaving surfaces smelling clean and fresh.</li> <li>• cleans, disinfects and deodorizes surfaces by killing many odor-causing microorganisms and mold and mildew.</li> </ul>
--	--

- is an effective disinfectant/non-food contact sanitizer (in the presence of 5% serum contamination).
- is a Non-Food Contact Surface Sanitizer.
- is for use in federally inspected meat and poultry plants on all hard, non-porous surfaces in inedible product processing areas, non-processing areas and/or exterior areas, federally inspected meat and poultry plants as a floor and wall cleaner for use in all departments, and federally inspected meat and poultry plants as a disinfectant agent for use in all departments.
- kills bacteria and helps prevent cross-contamination on (treated) non-food contact kitchen surfaces listed on this label.
- kills (Avian) Influenza A virus (H5N1) (H3N2).
- has passed the Virucidal Efficacy of a Disinfectant for Use on Inanimate Environmental Surfaces utilizing Influenza A (H1N1) virus.
- has demonstrated effectiveness against Influenza A (H1N1) virus.
- kills (insert virus name from approved organism listing for this product).
- has passed the Virucidal Efficacy of a Disinfectant for Use on Inanimate Environmental Surfaces Utilizing Human (and Canine) Coronavirus.
- has passed the Virucidal Efficacy of a Disinfectant for Use on Inanimate Environmental Surfaces Utilizing Canine Coronavirus.
- is effective against [(Canine Parvovirus) (Porcine Parvovirus) (Parvovirus)].
- is a versatile Disinfectant & Sanitizer for Veterinarian, Veterinary Practice, Animal Care, Animal Laboratory, and Agricultural and Farm Premise applications.
- cleans by removing dirt, grime, mold, mildew, blood, urine, fecal matter and other common soils found in animal housing facilities, livestock, swine or poultry facilities, grooming facilities, farms, kennels, pet stores, veterinary clinics, laboratories or other small animal facilities.
- (also) eliminates odors leaving surfaces smelling clean and fresh.
- can be used to disinfect, clean and deodorize terrarium and small animal cages, hot rock, substrate and other hard non-porous cage [(equipment) (furniture) (plastic terrarium ornaments) (driftwood, heat caves) (and ) (water dishes)]. (Use on hot rocks not allowed in CA)
- cleans rodent soiled areas.
- is for use in Poultry Premise Sanitation (Hatcheries):
 

Egg Receiving Area	Tray Dumping Area	Chick Processing Area
Egg Holding Area	Chick Holding Area	Chick Loading Area
Setter Room	Hatchery Room	Poultry Buildings
- is for use in Swine Premise Sanitation:
 

Farrowing Barns and Areas	Dressing Plants	Blocks
Waterers and Feeders	Loading Equipment	Creep Area
Hauling Equipment	Nursery	Chutes
- is for use on rugs, floors, walls, tile, cages, crates, cribs, litter boxes, floor coverings, or any hard nonporous surfaces soiled by a pet.
- is designed for use in pet salons, animal hospitals, barber and beauty shops.
- has been designed for veterinarians, animal groomers, hair stylists, barbers and beauticians, for use in disinfecting and maintaining clippers.
- will, help to maintain blades that operate with reduced friction and with smoother clipping action.
- when used as directed, will disinfect metal clipper blades as well as many other hard, non-porous surfaces.
- is used to disinfect non-porous salon/barber tools and instruments such as combs, clippers, plastic rollers, brushes, trimmers, razors, scissors, blades, tweezers, manicure instruments, pedicure instruments, and footbath surfaces.
- is used to disinfect and sanitize non-porous salon/barber tools and instruments such as combs, clippers, plastic rollers, brushes, trimmers, razors, scissors, blades, tweezers, baths and manicure instruments, and pedicure instruments.
- is a (concentrated) non-acid (bowl and) bathroom cleaner, which cleans, disinfects and deodorizes in one easy step.
- is for use on hard non-porous surfaces in household and commercial humidifiers. Use of this product will control unpleasant [(malodors) (odors)].
- is an effective antimicrobial cleaner designed for use by wholesale and retail florists, shippers and greenhouses.
- is used to clean, disinfect and deodorize hard, non-porous surfaces such as flower buckets, walls, floors of coolers, shippers, greenhouse packing areas, garbage pails, design and packing benches, and countertops, and other areas where obnoxious odors develop.
- can be used as a general purpose antimicrobial detergent in florist shops, wholesale florist, shippers, greenhouse packing areas and other commercial floriculture places for efficient cleaning and antimicrobial action against certain bacteria which cause: (Not for use in California.) 1. Plugging of stems with slime, which reduces uptake of water for various flowers including roses, chrysanthemums, gladioli and tulips. 2. Production of ethylene gas, which can injure blooms of the various sensitive flowers including carnations, snapdragons, some orchids, baby's breath, sweet peas, freesia and alstroemeria.
- is used to clean, sanitize and disinfect hard non-porous surfaces of personal protective safety equipment, protective headgear, athletic helmets, wrestling/boxing headgear, athletic shoe soles, hard hats, headphones, half mask respirators, full face breathing apparatus, gas masks, goggles, spectacles, face shields, hearing protectors and ear muffs. Rinse all equipment that comes in prolonged contact with skin before reuse with clean warm water (about 120°F), and allow to air dry. (Precaution: Cleaning at 120°F temperature will avoid overheating and distortion of the personal safety equipment that would necessitate replacement.)
- is used to clean and disinfect non-medical (i.e. industrial and fire fighting) respirators in industrial, commercial and institutional premises.
- is an effective fungicide against Trichophyton mentagrophytes (the fungus which causes athlete's foot) (the agent that causes Athlete's Foot fungus) (the athlete's foot fungus) (a cause of Ringworm) (a cause of Ringworm of the foot) (in the presence of 5% blood serum) (and Candida albicans on hard, non-porous surfaces (bathroom surfaces) (when used on surfaces in areas such as locker rooms, dressing rooms, shower and bath areas, exercise facilities)).
- will effectively inhibit the growth of mold and mildew (*Aspergillus niger*) and the odors caused by them when applied to hard, non-porous surfaces (leaving bathrooms and kitchens clean and fresh smelling).

<p>Concentrate (Concentrated). Neutral (Neutral pH). Antibacterial.</p> <p>For use in [(automated dilution systems) (automated) (dilution systems) (Dilution System trade name)].</p> <p><i>This product -</i></p> <ul style="list-style-type: none"> <li>• has demonstrated effectiveness against influenza A virus and is expected to inactivate all influenza A viruses including Pandemic 2009 H1N1 influenza A virus.</li> <li>• *has demonstrated effectiveness against (influenza A virus tested and listed on the label) and is expected to inactivate all influenza A viruses including Pandemic 2009 H1N1 (formerly called swine flu).</li> <li>• *kills Pandemic 2009 H1N1 influenza A virus (formerly called swine flu).</li> <li>• *kills Pandemic 2009 H1N1 influenza A virus.</li> <li>• kills Avian Influenza A virus (H3N2) (H5N1).</li> <li>• kills ((H1N1) (Influenza A) (Flu)) virus.</li> <li>• kills ((H5N1) (H3N2) (Influenza) (Flu)) virus.</li> <li>• kills Swine Influenza (Flu) (H1N1) virus.</li> </ul> <p>*Respiratory illnesses attributable to Pandemic 2009 H1N1 are caused by influenza A virus. This product is a broad-spectrum hard surface disinfectant that has been shown to be effective against (influenza A virus tested and listed on the label) and is expected to inactivate all influenza A viruses including Pandemic 2009 H1N1 (formerly called swine flu).</p> <p>Respiratory illnesses attributable to Influenza A (Flu) (H1N1) are caused by an Influenza virus. This product is a broad-spectrum hard surface disinfectant that has been shown to be effective against Influenza A (H1N1).</p> <p>Escherichia coli (E. coli), Salmonella enterica (Salmonella), and Staphylococcus aureus (Staph) are common germs found where food is prepared and stored.</p> <p>Humidifier Bacteria-Algae treatment is a bacteriostat which can control the build-up of bacteria and algae in water tanks of portable, (evaporative) humidifiers. (Not for use in CA)</p> <p>[(Malodor Activity) (Odor) (Counteractancy)] - [(eliminates) (destroys)] odors (and odor-causing bacteria on hard non-porous surfaces in restroom areas, behind and under sinks and counters, and storage areas (and other surfaces) where bacterial growth can cause malodors.</p> <p>For a cleaner, fresher household.</p> <p>Clear formula. (Note: To be used only when no dyes are present)</p> <p>This [(container) (bottle)] is made of (at least) (X)% post-consumer recycled plastic.</p> <p>Convenient Trigger Spray. (To be used on applicable container)</p> <p>Easy to Use.</p> <p>Economy size. (To be used on applicable container)</p> <p><b>DIRECTIONS FOR USE</b></p> <p>(Note to reviewer: All deodorizing claims must be used with formulas containing fragrances in CA.) (Note to reviewer: Brackets [ ] indicate that one option within the brackets MUST be used in the final label text. Each option within the brackets is enclosed in a set of parenthesis ( ).)</p>	<ul style="list-style-type: none"> <li>• is effective at controlling [(mold and mildew) (odor)] on shower curtains.</li> <li>• cleans, disinfects and deodorizes surfaces by killing odor causing microorganisms and mold and mildew.</li> <li>• (also) [(removes) (eliminates)] odors (caused by) ((bacteria) (and) (mildew) (mold and mildew) (and) (non-fresh foods)) (leaving (restroom) (kitchen) surfaces smelling clean and fresh).</li> <li>• can be used where odors are a problem.</li> <li>• provides long lasting freshness against tough (pet) odors such as odors from litter boxes and pet accidents.</li> <li>• [(maximizes) (improves)] labor results by effectively controlling odors.</li> <li>• deodorizes.</li> <li>• is for use in work areas such as tool rooms and garages for odor control and light duty cleaning.</li> <li>• [(controls) (reduces) (eliminates) (neutralizes) (destroys)] odors to make your [(home) (kitchen) (bathroom)] sanitary.</li> <li>• neutralizes musty odors and tough odors from smoke, pet accidents, and spills on contact.</li> <li>• is effective against odors caused by animal waste, septic tank or sewage backup, smoke, bathroom and kitchen odors.</li> <li>• will deodorize hard non-porous surfaces in restroom and toilet areas, behind and under sinks and counters, garbage cans and garbage storage areas, and other places where bacterial growth can cause malodors.</li> <li>• controls odors caused by bacteria found in waterbed uses.</li> <li>• cleans (and shines) (without bleaching) (by removing dirt, grime and food soils in food preparation and processing areas) (everyday kitchen messes) (non-food contact kitchen surfaces and food preparation areas) (like dirt, grease and food stains).</li> <li>• is for non-scratch cleaning of showers and tubs, shower doors and shower curtains, fixtures and toilet bowls.</li> <li>• is a one-step cleaner.</li> <li>• removes stains.</li> <li>• removes dirt.</li> <li>• cuts through tough grease and grime.</li> <li>• is a floor cleaner.</li> <li>• provides effective cleaning strength that will not dull most metal-interlock floor finishes, and does not require a rinse prior to recoat.</li> <li>• is formulated to provide effective cleaning strength that will not dull high gloss floor finishes with repeated use.</li> </ul> <p>For (indoor(s)) (outdoor (s)) use.</p> <p>Fewer products - no need for separate deodorizer.</p> <p>Use (this product) on the multiple surfaces responsible for cross-contamination.</p> <p>Cross-contamination is of major housekeeping concern not only in hospitals, but also in schools, institutions and industry.</p>
---	--

**(Note to reviewer:** The following statement will be used on all labels.)  
It is a violation of Federal Law to use this product in a manner inconsistent with its labeling.

**(Note to reviewer:** One of the following statements will be used on all labels where food is processed, stored, or eaten and have disinfection use sites, except for Fogging directions for use and animal premises sites.)

Before using this product, food products and packaging materials must be removed from the room or carefully protected. Do not use this product to clean, sanitize or disinfect utensils, glassware, dishes or interior surfaces of appliances.

OR

Before use in federally inspected meat and poultry food processing plants and dairies, food products and packaging materials must be removed from room or carefully protected.

**(Note to reviewer:** The following statement will be used on all labels with use directions for animal premises except terrarium and small animal cage, reptile tank and fogging directions.)  
Prior to use of this product, cover or remove all food and packaging material before disinfection and remove all animals and feeds from [(premises) (areas to be treated)], animal transportation vehicles (trucks, cars), and enclosures (coops, crates, kennels, stables). Remove all litter, droppings and manure from floors, walls and surfaces of barns, pens, stalls, chutes and other surfaces of facilities and fixtures occupied or traversed by poultry or other animals. Empty all troughs, racks and other feeding and watering appliances. Thoroughly clean surfaces with soap or detergent and rinse with water. **Do not use in milking stalls, milking parlors or milk houses.**

**DISINFECTION/GENERAL DISINFECTION/VIRUCIDAL\*\*/FUNGICIDAL/MOLD AND MILDEW PERFORMANCE IN INSTITUTIONS AND NON-MEDICAL FACILITIES:**  
[(Add) (Mix)] [(1/4 ounce) ((a) (one) 1/4-ounce packet)] of this product [(to) (with)] 1 gallon of water (1:512) (660 ppm active) (or equivalent use dilution).

**NON-FOOD CONTACT SANITIZING PERFORMANCE:** [(Add) (Mix) (Apply)] [(1/4 - ounce) ((a) (one) 1/4-ounce packet)] of this product [(to) (with)] 1 gallon of water (660 ppm active) (or equivalent use dilution). Treated surfaces must remain wet for 3 minutes. This product is not for use to disinfect, sanitize, or clean eating utensils, glassware and dishes.

**(Note to reviewer:** The following paragraph must be used as applicable, with the above 2 sections. However, the contact time below does not apply to Non-Food Contact Sanitizing claims. Instead use the contact time as stated above.)

(For use with water hardness up to 400 ppm.) For heavily soiled areas, a preliminary cleaning is required. [(Note to Reviewer: The following must be used with all use sites unless noted below). Apply use solution to hard non-porous surfaces with a brush, cloth, mop, sponge, auto scrubber, mechanical spray device ((hand pump) coarse pump or trigger spray device) or by immersion so as to thoroughly wet surfaces. For sprayer applications, spray 6-8 inches from surface. Do not breathe spray.)

**(Note to Reviewer:** The following must be used with animal premise use sites only). Immerse all halters and other types of equipment used in handling and restraining animals, as well as forks, shovels, and scrapers used for removing litter and manure in the use solution. After application, ventilate buildings, coops and other closed spaces. Do not house [(animals) (poultry) (pigeons)] or employ equipment until treatment has been absorbed, set or dried. Thoroughly scrub all treated feed racks, troughs, automatic feeders, fountains and waterers and other treated equipment which can contact food or water with soap or detergent, and rinse with potable water before reuse.)

Rub with brush, cloth, mop, or sponge. Treated surfaces must remain wet for 10 minutes. [(Rinse) (Wipe up excess liquid (with a paper towel)) (and) (or) (Allow to air

dry) (Rinse) of floors is not necessary unless they are to be waxed or polished) (\*\*Rinse all treated surfaces that come in contact with food such as countertops, appliances, tables and stovetops with potable water before reuse). Change cloth, sponge or towels frequently to avoid redeposition of soil. [(Change the solution) (A fresh use solution must be prepared) (Prepare a fresh solution)] at least daily or [(more often if use solution) (when use solution)] becomes visibly [(dirty) (soiled)]. (\*\*Note to reviewer: This statement must be used on all labels with food contact surface uses.)

**FOR USE AS A ONE-STEP CLEANER/DISINFECTANT:**

1. Pre-clean heavily soiled areas.
2. Apply (use solution of) [(1/4 ounce) ((a) (one) (1/4- ounce packet)) of this product per 1 gallon of water (660 ppm active) (or equivalent use dilution) to hard, non-porous surfaces using a sponge, brush, cloth, mop, auto scrubber or mechanical spray device ((hand pump) coarse pump or trigger spray device) or by immersion. For spray applications, spray 6-8 inches from surface. Do not breathe spray.
3. Rub with brush, cloth, or sponge.
4. To disinfect, all surfaces must remain wet for 10 minutes.
5. [(Rinse) (Wipe up excess liquid (with a paper towel)) (and) (or) (Allow to air dry)].
6. Change cloth, sponge or towels frequently to avoid redeposition of soil. [(Change the solution) (A fresh solution must be prepared) (Prepare a fresh solution)] at least daily or [(more often if use solution) (when use solution)] becomes visibly [(dirty) (soiled)].

**FOR DISINFECTING HARD, NON-POROUS SURFACES AGAINST [(AVIAN INFLUENZA A (H5N1) (H3N2)) (INFLUENZA A (H1N1))] VIRUS:** For use in homes, hospitals, hotels, motels, schools animal premises, and other animal use sites, follow the **DISINFECTION/GENERAL DISINFECTION/VIRUCIDAL\*\*/FUNGICIDAL/MOLD AND MILDEW PERFORMANCE IN INSTITUTIONS AND NON-MEDICAL FACILITIES** directions.

**DISINFECTION/GENERAL DISINFECTION/VIRUCIDAL\*\*/FUNGICIDAL/MOLD AND MILDEW USE DILUTION CHART - INSTITUTIONS and NON-MEDICAL**

Amount of Product	Amount of Water
1/16 ounce	1 quart
1/8 ounce	1/2 gallon
1/4 ounce	1 gallon
3/4 ounce	3 gallons
1 1/4 ounces	5 gallons
2 1/2 ounces	10 gallons

**DILUTION GUIDE:**

- For Hospital or Medical Environment claims 1/4 oz/1 gal. water
- For General or Broad Spectrum claims 1/4 oz/1 gal. water
- For Public Health Virucidal\* claims 1/4 oz/1 gal. water
- For Animal Virucidal\* claims 1/4 oz/1 gal. water
- For Non-Food Contact Sanitizing claims 1/4 oz/1 gal. water
- For Mold and Mildew/Fungicidal claims 1/4 oz/1 gal. water

**HOSPITAL/HEALTH CARE/INSTITUTIONAL**

**(Note for reviewer:** For labels that list medical premises and metal and/or stainless steel surfaces, one of the following FDA/EPA Memorandum of Understanding statements must be used.)  
This product is not to be used as a terminal sterilant/high-level disinfectant on any surface or instrument that (1) is introduced directly into the human body, either into or in contact with the bloodstream or normally sterile areas of the body, or, (2) contacts intact mucous membranes but which does not ordinarily penetrate the blood barrier or

otherwise enter normally sterile areas of the body. This product can be used to pre-clean or decontaminate critical or semi-critical medical devices prior to sterilization or high-level disinfection.

(Or)

[(Not for use on medical devices or medical equipment surfaces) (This product is not for use on Medical device surfaces)].

This product is a Hospital Use Disinfectant at 1/4 ounce of this product per 1 gallon of water (1:512 dilution) (or equivalent use dilution) modified in the presence of 400 ppm hard water.

When used as directed at a 1:512 dilution (1/4 ounce of this product per 1 gallon of water) (or equivalent use dilution), this product contains 660 ppm of active quaternary germicide, making it highly effective against a [wide variety] (broad spectrum) of pathogenic microorganisms (including bacteria, antibiotic resistant bacteria, viruses, fungi, mold and mildew).

**\*KILLS HIV, HBV AND HCV ON PRECLEANED ENVIRONMENTAL SURFACES/OBJECTS PREVIOUSLY SOILED WITH BLOOD/BODY FLUIDS** in health care settings or other settings in which there is an expected likelihood of soiling of hard non-porous surfaces/objects with blood or body fluids and in which the surfaces/objects likely to be soiled with blood or body fluids can be associated with the potential for transmission of Human Immunodeficiency Virus Type 1 (HIV-1) (associated with AIDS), Hepatitis B Virus (HBV), and Hepatitis C Virus (HCV).

**"SPECIAL INSTRUCTIONS FOR CLEANING AND DECONTAMINATION AGAINST HIV-1, HBV AND HCV ON SURFACES/OBJECTS SOILED WITH BLOOD/BODY FLUIDS."**

**Personal Protection:** [(Clean up must always be done wearing protective latex gloves, gowns, masks and eye protection) (Specific barrier protection items to be used when handling items soiled with blood or body fluids are disposable latex gloves, gowns, masks and eye protection)].

**Cleaning Procedure:** Blood and other body fluids (containing HIV-1, HBV and HCV) must be thoroughly cleaned from hard nonporous surfaces and objects before application of this product.

**Disposal of Infectious Materials:** Blood and other body fluids, cleaning materials and clothing must be autoclaved and disposed of according to federal, state and local regulations for infectious waste disposal.

**Contact Time:** Leave hard nonporous surfaces wet for 10 minutes.

**SURGICAL INSTRUMENT PRESOAK:** [(Add) (Mix)] 1/4 ounce of this product [(to) (with) (per)] 1 gallon of water (or equivalent use dilution) (660 ppm active). Place pre-cleaned instruments in solution to presoak for a minimum of 10 minutes, then proceed with normal sterilization procedure. [(A fresh solution must be prepared) (Prepare a fresh solution)] at least daily or [(more often) (if use solution) (when use solution)] becomes visibly [(dirty) (soiled)].

**Note:** Plastic instruments can remain immersed until sterilization. Metal instruments must be removed after 10 minutes, rinsed, dried, and kept in a clean non-contaminated receptacle until sterilization. Prolonged soaking will cause damage to metal instruments. Surgical instruments must be sterilized before use.

**ULTRASONIC BATH DISINFECTANT/FUNGICIDAL DIRECTIONS:** Pre-clean heavily soiled objects. Use this product to disinfect hard, non-porous non-critical objects compatible with Ultrasonic cleaning units. Pour a fresh solution of [(1/4 ounce) ((a) (one))] (one) 1/4-ounce packet] of this product per 1 gallon of water (or equivalent use dilution)

(660 ppm active) (1:512) directly into bath chamber. Place objects into unit and operate for a minimum of 10 minutes (according to manufacturers' use directions). [(Remove objects and [(wash) (rinse)] with sterile water (for injection))] (Allow to air dry). [(Change the solution) (A fresh solution must be prepared) (Prepare a fresh solution)] at least daily or [(more often if use solution) (when use solution)] becomes visibly [(dirty) (soiled)].

**FOR DISINFECTING/FUNGICIDAL HARD, NON-POROUS (FIBERGLASS) BATH AND THERAPY EQUIPMENT:** To remove body oils, dead tissue, soil and all other buildups or organic matter on surfaces after using the unit, drain the water and refill with fresh water to just cover the intake valve. [(Add) (Mix) (Apply)] [(1/4 ounce) ((a) (one))] 1/4-ounce packet] of this product [(to) (with) (one) (1) gallon of water (or equivalent use dilution) (660 ppm active) in the unit at this point. Briefly start the pump to circulate the solution. Turn off pump. Wash down the unit sides, seat of the chair lift, and any/all related equipment with a clean swab, brush or sponge. Treated surfaces must remain wet for at least 10 minutes for proper disinfection. After the unit has been thoroughly disinfected, drain solution from the unit and rinse any/all cleaned/ disinfected surfaces with fresh water. The unit is ready for reuse.

**CLEANING AND DISINFECTING HARD, NON-POROUS SURFACES ON PERSONAL PROTECTIVE EQUIPMENT (RESPIRATORS):** Pre-clean equipment if heavily soiled to ensure proper surface contact. Apply a 1/4-ounce of this product to 1 gallon of water use solution (or equivalent use dilution) (660 ppm active). Gently mix for uniform solution. Apply use solution to surfaces of the respirator with a brush, cloth, mop, sponge, auto scrubber, mechanical spray device (hand pump) coarse pump or trigger spray device) or by immersion. Thoroughly wet all surfaces to be disinfected. For spray applications, spray 6-8 inches from surface. Do not breathe spray. Rub with brush, cloth, or sponge. Treated surfaces must remain wet for 10 minutes. Remove excess solution from equipment prior to storage. Change cloth, sponge or towels frequently to avoid redeposition of soil. [(Change the solution) (A fresh solution must be prepared) (Prepare a fresh solution) (Replace solution)] at least daily or [(more often if use solution) (when use solution)] becomes visibly [(dirty) (soiled)]. The user must comply with all OSHA regulations for cleaning respiratory protection equipment (29 CFR § 1910.134).

**SANITIZER DIRECTIONS FOR NON-FOOD CONTACT SURFACES IN INSTITUTIONAL FACILITIES**

**ULTRASONIC BATH SANITIZER DIRECTIONS:** Pre-clean soiled objects. Use this product to sanitize hard, non-porous, non-critical objects compatible with Ultrasonic cleaning units. Pour a fresh solution of [(1/4 ounce) ((a) (one))] 1/4-ounce packet] of this product per 1 gallon of water (or equivalent use dilution) (660 ppm active) directly into bath chamber. Place objects into unit and operate for a minimum of 3 minutes (according to manufacturers' use directions). [(Remove objects and rinse with sterile water (for injection)) (and) (or) (Allow to air dry)]. [(Change the solution) (A fresh solution must be prepared) (Prepare a fresh solution) (Replace solution)] at least daily or [(more often if use solution) (when use solution)] becomes visibly [(dirty) (soiled)].

**Note:** This product in its use solution is compatible with stainless steel, aluminum and most other hard nonporous surfaces. Before product use, it is recommended that you apply product to a smaller test area to determine compatibility before proceeding with its use.

**SANITIZATION OF HARD, NON-POROUS SURFACES ON PERSONAL PROTECTIVE EQUIPMENT (RESPIRATORS):** [(Add) (Mix) (Apply)] [(1/4 ounce) ((a) (one))] 1/4-ounce packet] of this product [(to) (with) (per)] 1 gallon of water (or equivalent

use dilution) (660 ppm active). Gently mix for uniform solution. Apply solution to surfaces of the respirator with a brush, cloth, mop, sponge, auto scrubber or mechanical spray device (hand pump) coarse pump or trigger spray device) or by immersion. Thoroughly wet all surfaces to be sanitized. Treated surfaces must remain wet for 3 minutes. Remove excess solution from equipment prior to storage. Change cloth, sponge or towels frequently to avoid redeposition of soil. [(Change the solution) (A fresh solution must be prepared) (Prepare a fresh solution) (Replace solution)] at least daily or [(more often if use solution) (when use solution)] becomes visibly [(dirty) (soiled)].

**FOOD PROCESSING PREMISES**

**MUSHROOM FARM INDUSTRY USE DIRECTIONS**

**Site Preparation:** The first step in any on-going sanitation program must be the removal of gross contamination and debris. This may be accomplished by using a shovel, broom, or vacuum, depending on the area to be disinfected.

**Disinfection:** For heavily soiled areas, preclean first. Use a [(1/4 ounce) ((a) (one)) 1/4-ounce packet] of this product per 1 gallon of water (or equivalent dilution) use solution. Wet all hard nonporous surfaces thoroughly. Treated surfaces must remain wet for 10 minutes. Let air-dry. Prepare a fresh solution for each use.

**For Heavy Duty Cleaning:** When greater cleaning is desired, use 1/2-ounce of this product per 1 gallon of water (or equivalent dilution). Heavily soiled areas will require repeated cleaning before treatment.

**DO NOT APPLY TO THE MUSHROOM CROP, COMPOST OR CASING.** Rinse treated surfaces with potable water before they contact the crop, compost or casing.

**All surfaces must be cleaned and disinfected in accordance with label directions prior to fogging. Fogging is an adjunct or supplement to normal cleaning and disinfection procedures and practices.**

**DIRECTIONS FOR FOGGING IN DAIRIES, BEVERAGE AND FOOD PROCESSING PLANTS:** Prior to fogging, food products and packaging material must be removed from the room or carefully protected. After cleaning, fog desired areas using 1 quart per 1000 cubic feet of room area with a solution containing 0.45 ounce of product to 1 gallon of water (1,200 ppm active) (or equivalent use dilution). Wear a dust mist respirator when mixing the use solution and pouring it into the fogging apparatus. Vacate the area of all personnel during fogging and for a minimum of 2 hours after fogging and a minimum of 4 air exchanges (ACH) per hour in the facility. All food contact surfaces must be sanitized with an EPA approved food contact sanitizer solution prior to use. [(All food contact surfaces must be thoroughly rinsed prior to reuse with potable water) (Allow food contact surfaces to drain thoroughly before operations are resumed)].

**Note:** The fog generated is irritating to the eyes, skin and mucous membranes. Under no circumstances must a room or building be entered by anyone within two hours of the actual fogging and a minimum of 4 air exchanges (ACH) per hour in the facility. If the building must be entered, then the individuals entering the building must wear a self-contained respirator approved by NIOSH/MSHA, goggles, long sleeves and long pants.

**SANITIZER DIRECTIONS FOR NON-FOOD CONTACT SURFACES IN FOOD PROCESSING FACILITIES**

**[(SHOE) (BOOT)] BATH SANITIZER DIRECTIONS:** To prevent cross contamination from area to area in animal areas, and the packaging and storage areas of food plants, shoe baths containing one inch of freshly made sanitizing solution must be placed at all entrances to buildings, hatcheries and at all the entrances to the production and packaging rooms. Scrape waterproof shoes and place in a 1/4-ounce of this product per

1 gallon of water (or equivalent use dilution) (660 ppm active) use solution for 3 minutes prior to entering area. [(Change the solution in the bath) (A fresh solution must be prepared) (Prepare a fresh solution) (Replace solution)] at least daily or [(more often if use solution) (when use solution)] becomes visibly [(dirty) (soiled)].

**FOR FOOT DIP OF WATER PROOF FOOTWEAR:** Use this product at 1/4 ounce per 1 gallon of water in foot dip tray. Shoe baths must contain at least 1 inch of freshly made solution and placed at the entrances to buildings. Scrape shoes and place in diluted solution for 3 minutes before entering building. [(Change the sanitizing solution in the bath) (A fresh solution must be prepared) (Prepare a fresh solution)] at least daily or [(more often if use solution) (when use solution)] becomes visibly [(dirty) (soiled)].

**SHOE FOAM DIRECTIONS:** To prevent cross contamination from area to area in animal areas, and the packaging and storage areas of food plants, apply a foam layer approximately 0.5 to 2 inches thick made from a solution of 1/4 to 1/2 ounce of this product per 1 gallon of water (or equivalent use dilution) at all entrances to buildings, hatcheries, production and packaging rooms by using a foam generating machine or aerator to apply foam layer. Follow the foaming directions as specified by the manufacturer of the foam generator/aerator. Scrape waterproof shoes. Stand and/or walk through foamed area for 3 minutes prior to entering area. Foam area must be washed and replaced at least daily or when it appears visibly [(dirty) (soiled)].

**SHOE SPRAY SANITIZING DIRECTIONS:** For heavily soiled (waterproof) [(work boots) (shoes) (footwear)], [(scrape) (wipe)] with brush, sponge or cloth or Neat Feet Clean Solution Welcome Mat to remove excess [(filth) (dirt)].

1. Hold pre-mixed sanitizer solution of 1/4 ounce per 1 gallon of water 6-8 inches away from sole of (waterproof) [(work boot) (shoe) (footwear)];
2. Lightly spray to thoroughly wet entire surface.
3. Repeat procedure on other sole.
4. Treated surfaces must remain wet for 3 minutes.
5. [(Allow to air dry) ((Wipe up) (Absorb) excess product (with clean cloth) (by stepping on Neat Feet Clean Shoe Solution Welcome Mat))].

(For food processing or other facilities that have installed entryway sanitizing systems.)

**ENTRYWAY SANITIZING SYSTEMS:** To prevent cross contamination from area to area, set the system to deliver 1/4 - 1/2 oz. of this product per 1 gallon of water of sanitizing solution. The [(spray) (foam)] must cover the entire path of the doorway. Set the system so that a continuous wet blanket of sanitizer solution is delivered to the floor.

Do not mix other foam additives to the sanitizing solution.

**ANIMAL PREMISES**

(\*\*Note to reviewer: Use of higher dilution rate is required for effectiveness against rabies and all parvo viruses listed. The inclusion of hog operations mandates the higher rate)

**SPECIAL INSTRUCTIONS FOR CLEANING AND DISINFECTING AREAS WHICH MAY BE INFESTED WITH HANTAVIRUS:** Infection with Hantavirus occurs by inhalation of infectious materials. CDC recommends that persons involved with cleanup wear coveralls, (disposable, if possible), rubber boots or disposable shoe covers, rubber or plastic gloves, protective goggles, and a half mask air purifying, negative pressure respirator with a high efficiency particulate air (HEPA) filter or a powered air-purifying respirator (PAPR) with HEPA filter. Disinfect Personal protective gear upon removal at the end of the day. If coveralls are not disposable, they must be laundered on site. If no laundry facilities are available, the coveralls must be immersed in liquid disinfectant until they can be washed. All potential infective waste material (including respirator filter) from cleanup operations that cannot be burned or deep buried on site must be double bagged in appropriate plastic bags. The bagged material must then be labeled as infectious (if it is to be transported) and disposed of in accordance with local

requirements for infectious wastes. Rodent droppings and visible dust can be reservoirs for Hantavirus. If you are cleaning out a building that has been closed up, such as a cabin, shed or garage:

- a. Air out the building for at least 30 minutes by opening windows and doors.
- b. Leave the building while it is airing out.
- c. Do not vacuum, sweep or dust. This may spread the virus through the air.
- d. Thoroughly wet the contaminated areas with ¼ oz of this product per 1 gallon of water solution (660 ppm active quat) (or equivalent use dilution) and allow to stand undisturbed for 10 minutes.
- e. Carefully remove contaminated material and dispose by burial or burning. Contact your local and state health department for additional disposal methods.
- f. Treat the surface again following the label directions and allow solution to stand undisturbed for 10 minutes.

**TERRARIUM AND SMALL ANIMAL CAGE AND CAGE FURNITURE DISINFECTION:**  
Animals frequently defecate on hot rocks and other hard non-porous cage furniture items inside your terrarium. This can result in high bacteria and ammonia levels that can lead to possible infection/disease in your animals. When used regularly this product can eliminate these high bacterial/ammonia levels in your cage and on your cage furniture items. *(Use on rocks not allowed in CA)*

- 1. Remove all animals.
- 2. Thoroughly clean all surfaces and objects (hot rocks, caves, cage furniture, feeding and watering dishes, and appliances) including the substrate in the terrarium or cage with soap or detergent and rinse with water.
- 3. Saturate all hard nonporous surfaces (such as floors, walls, cages and other washable hard, non-porous surfaces) with the disinfecting and virucidal\* solution of [(¼ oz) (\*\*2 oz.) of this product of this product [(to) (with) (per)] 1 gallon of water (or equivalent use dilution) so as to wet thoroughly.
- 4. Apply by cloth, mop, brush, sponge, auto scrubber, mechanical spray device ((hand pump) coarse pump or trigger spray device) or by immersion. For spray applications, spray 6-8 inches from surface. Do not breathe spray. Rub with brush, cloth, or sponge. For smaller surfaces, use a trigger spray bottle to spray all surfaces with solution until thoroughly wet.
- 5. Allow surfaces to remain wet for a period of 10 minutes.
- 6. Thoroughly scrub all treated surfaces (except gravel) with soap or detergent and rinse with potable water before reuse.
- 7. Saturate gravel as above and let stand for 10 minutes. Place in bucket of clean water and swirl for 15-30 seconds. Thoroughly air dry before returning to terrarium.
- 8. Do not return animals to the habitat until it is dry and ventilated.
- 9. Clean terrarium at least once weekly or more as needed. Change cloth, sponge or towels frequently to avoid redeposition of soil.
- 10. [(Change the solution) (A fresh solution must be prepared) (Prepare a fresh solution)] at least daily or [(more often if use solution) (when use solution)] becomes visibly [(dirty) (soiled)].

**Note:** Do not apply (this product) directly onto the small animal. If this product comes into contact with the small animal's skin, then immediately wash the material off of the animal with lukewarm water. If the small animal ingests this product, contact your veterinarian immediately. Substrates for desert terrariums (i.e. gravel) must be completely dry before returning to terrarium to avoid high humidity levels. Always replace substrate if a foul odor persists.

**REPTILE TANK CLEANING AND DISINFECTION DIRECTIONS:** Remove all reptiles from the [(enclosure) (tank)] prior to cleaning and disinfecting. Remove all litter or droppings from surfaces. Empty all equipment used for feeding or watering reptiles.

Thoroughly clean all surfaces with soap or detergent and rinse with water. [(Saturate with) (Use) (Apply)] disinfecting and virucidal\* solution of [(¼ oz) ((a) (one)) ¼-oz packet] of this product [(to) (with) (per)] (one) (1) gallon of water (or equivalent dilution) (660 ppm active) (to hard nonporous surfaces (of the enclosure) (tank)). Apply by cloth, mop, brush, sponge, auto scrubber, mechanical spray device ((hand pump) coarse pump or trigger spray device) or by immersion until thoroughly wet. For spray applications, spray 6-8 inches from surface. Do not breathe spray. Allow surfaces to remain wet for 10 minutes. Wipe dry (with a paper towel). Rinse all surfaces that come in contact with food with potable water before reuse. Allow the [(enclosure) (tank)] to ventilate for a minimum of 10-15 minutes before replacing the reptiles. Change cloth, sponge or towels frequently to avoid redeposition of soil. [(Change the solution) (A fresh solution must be prepared) (Prepare a fresh solution)] at least daily or [(more often if use solution) (when use solution)] becomes visibly [(dirty) (soiled)].

**Note:** Do not apply this product directly onto the reptile. If this product comes into contact with the reptile's skin, then immediately wash the material off of the animal with lukewarm water. If the reptile ingests this product, contact your veterinarian immediately.

**SANITIZER AND OTHER DIRECTIONS FOR NON-FOOD CONTACT SURFACES IN ANIMAL PREMISES**

**TO SANITIZE HOOF TRIMMING EQUIPMENT:** Prior to application, preclean hoof trimming equipment before and after use on each animal with detergent and warm water or compatible cleaner to remove soil using a pre-scrape, pre-flush, or when necessary, pre-soak followed by a potable water rinse. To sanitize, follow the **NON-FOOD CONTACT SANITIZING PERFORMANCE** directions.

**All surfaces must be cleaned and disinfected in accordance with label directions prior to fogging. Fogging is an adjunct or supplement to normal cleaning and disinfection procedures and practices.**

**TREATMENT OF HATCHERY ROOMS USING FOGGING DEVICES:** Remove all animals and feed from [(premises) (areas to be treated)], vehicles and enclosures. Remove all litter and manure from floors, walls and surfaces of the room to be treated. Empty all troughs, racks and other feeding and watering appliances. Thoroughly clean all surfaces with soap or detergent and rinse with water. Close room off so fog is confined to room to be treated. Mix 0.8125 ounce of this product to 5 gallons of water (or equivalent use dilution). Wear a dust mist respirator when mixing the use solution and pouring it into the fogging apparatus. Insert the nozzle of the fogger through a suitable opening into the room. With the setting in maximum output, fog for one minute for each 4000 cubic feet of space in the room. Vacate the room of all personnel during fogging for a minimum of 2 hours of actual fogging and a minimum of 4 air exchanges (ACH) per hour in the facility. When fogging is completed ventilate buildings and other closed spaces. Do not house (animals) (livestock) or employ equipment until treatment has been absorbed or dried. Thoroughly clean all treated surfaces with soap or detergent and rinse with water.

**TREATMENT OF INCUBATORS AND HATCHERS USING FOGGING DEVICES:** Only for treatment of setters and hatchers after poultry/chicks/eggs have been removed. Not for treatment of hatchers which contain chicks/eggs. Mix 4.75 ounces of this product to 120 ounces of water (or equivalent use dilution). Wear a dust mist respirator when mixing the use solution and pouring it into the fogging apparatus. Fog 3-8 ounces of this into setters and hatchers immediately after transfer. Repeat daily in setters and every 12 hours in hatchers. Discontinue hatcher treatments at least 24 hours prior to pulling the hatchers. Do not allow people to contact or breathe this fog. It is acceptable

**SANITIZER DIRECTIONS FOR NON-FOOD CONTACT SURFACES  
IN BARBER/SALON FACILITIES**

**SALON/BARBER INSTRUMENTS AND TOOLS SANITIZER DIRECTIONS** (Not applicable in CA): Pre-clean soiled instruments and tools. Follow NON-FOOD CONTACT SANITIZING PERFORMANCE use directions.

**Note:** Plastic instruments can remain immersed until ready to use. Stainless steel shears and other metal instruments must be removed after 10 minutes, rinsed, dried, and kept in a clean non-contaminated receptacle. Prolonged soaking will cause damage to metal instruments.

**RESTROOM/BATHROOM**

**NON-ACID TOILET BOWL (& URINAL) (& BATHROOM)  
DISINFECTANT/CLEANER DIRECTIONS**

**CONCENTRATE INSTRUCTIONS**

**FROM CONCENTRATE:** Remove gross filth prior to disinfection. [(Add) (Apply)] [(1/4 ounce) ((a) (one)) 1/4-ounce packet]] of this product (or equivalent use dilution) (660 ppm active) directly into the [(toilet bowl) (or) (urinal)] (and mix). Brush thoroughly over exposed surfaces and under the rim with a brush, cloth, mop, or sponge, auto scrubber, mechanical spray device ((hand pump) coarse pump or trigger spray device). Repeat and allow solution to stand for 10 minutes and flush. Change cloth, sponge or towels frequently to avoid redeposition of soil.

**FOR HEAVY DUTY CLEANING:** Pre-clean heavily soiled surfaces. Empty toilet bowl or urinal and apply 1/2 ounce of this product to exposed surfaces including under the rim with a brush, cloth, mop, sponge, auto scrubber, mechanical spray device ((hand pump) coarse pump or trigger spray device). Allow product to soak to aid in soil removal. For sprayer application, spray 6-8 inches from surface. Brush or swab thoroughly and allow solution to stand for 10 minutes and flush. Change cloth, sponge or towels frequently to avoid redeposition of soil.

**USE SOLUTION INSTRUCTIONS**

**PREPARATION OF USE SOLUTION:** Mix [(1/4 oz) ((a) (one)) 1/4-oz packet]] of this product [(to) (with) (per)] 1 gallon of water (or equivalent use dilution) (660 ppm active).

**FROM USE SOLUTION:** Pre-clean surface. Empty water out of toilet bowl or urinal and apply 1/2 to 1 ounce use solution to exposed surfaces, including under the rim with a brush, cloth, mop, sponge, auto scrubber, mechanical spray device ((hand pump) coarse pump or trigger spray device). For spray applications, spray 6-8 inches from surface. Do not breathe spray. Allow solution to stand for 10 minutes and flush. Swab all areas after spraying. Refill toilet bowl or urinal with water. Change cloth, sponge or towels frequently to avoid redeposition of soil. [(Change the solution) (A fresh solution must be prepared) (Prepare a fresh solution)] at least daily or [(more often if use solution) (when use solution)], becomes visibly [(dirty) (soiled)].

**DEEP CLEANING/DISINFECTING WATERFREE (WATERLESS) URINALS:** Preliminary cleaning is required for heavily soiled surfaces. Remove and properly dispose of cartridge according to manufacturer's directions. Deep clean or disinfect the entire urinal by applying 1/2 to 1 ounce of use solution directly onto surface. [(Brush) (Scrub)] surfaces and let solution stand for 10 minutes. Dry surface with a soft cloth. Do not pour excess or soiled water down waterless urinal trap. [(A fresh solution must be prepared) (Prepare a fresh solution)] at least daily or [(more often if use solution) (when use solution)] becomes visibly [(dirty) (soiled)].

to fog setters and hatchers with a 1.1-ounce of this product per 1 gallon of water solution (or equivalent use dilution) on an hourly or every other hour basis. If this is done, fog for 30-90 seconds once per hour or once every two hours. When fogging is complete, ventilate buildings, and other closed spaces. Do not house [(animals) (livestock)] or employ equipment until treatment has been absorbed or dried. Thoroughly scrub all treated feed racks, mangers, troughs, automatic feeders, fountains and waterers, and other treated equipment with soap or detergent, and rinse with potable water before reuse.

**(Note to Reviewer:** The following statements must be used with either of the previous two (2) fogging directions for use).

**Note:** The fog generated is irritating to the eyes, skin and mucous membranes. Under no circumstances must a room or building be entered by anyone within two hours of the actual fogging and a minimum of 4 air exchanges (ACH) per hour in the facility. If the building must be entered, then the individuals entering the building must wear a self-contained respirator approved by NIOSH/MSHA, goggles, long sleeves and long pants.

**BARBER/SALON**

**DISINFECTING/FUNGICIDE/IRUCIDE\* GROOMING CLIPPERS, HAIR CLIPPERS,  
ELECTRIC SHEARS, BARBER/SALON SHEARS AND OTHER IMPLEMENTS:**

Remove hair, dandruff and dust particles prior to disinfecting the blades. [(Turn the clipper off occasionally during use and spray between the teeth of blades) ((While clipper/shear is running, hold in the downward position and spray))] with use solution. Do not spray on the clipper case or drip into clipper housing. Immerse pre-cleaned barber/salon tools such as combs, brushes, plastic rollers, razors, clipper and trimmer blades, tweezers, manicure/pedicure tools, clippers, scissors, and other salon instruments and tools. Treated surfaces must remain wet for at least 10 minutes. [(Rinse) (Wipe up excess liquid (with a paper towel))] (and) (or) (Allow to air dry)]. [(Change the solution) (A fresh solution must be prepared) (Prepare a fresh solution)] at least daily or [(more often if use solution) (when use solution)] becomes visibly [(dirty) (soiled)].

**Note:** Plastic instruments can remain immersed until ready to use. Stainless steel shears and other metal instruments must be removed after 10 minutes, rinsed, dried and kept in a clean, non-contaminated receptacle. Prolonged soaking will cause damage to metal instruments.

**DISINFECTION/FUNGICIDE/IRUCIDE\* OF HARD, NON-POROUS SURFACES IN FOOTBATHS:** To remove body oils, dead tissue, soil and all other buildups or organic matter on surfaces after using the footbath, drain the water and thoroughly clean all surfaces with soap or detergent, then rinse with water. [(Saturate with) (Use) (Apply)] a use solution of [(1/4 ounces) ((a) (one)) 1/4-ounce packet]] of this product [(to) (with) (per)] 1 gallon of water (660 ppm active) (or equivalent use dilution) on all surfaces with a brush, cloth, mop, sponge, auto scrubber, mechanical spray device ((hand pump) coarse pump or trigger spray device). Brush or swab thoroughly and allow solution to stand for 10 minutes. For spray applications, spray 6-8 inches from surface. Do not breathe spray. After the unit has been thoroughly disinfected, rinse all [(cleaned) (treated)] surfaces with fresh water. Do not use equipment until treatment has been absorbed, set or dried. Change cloth, sponge or towels frequently to avoid redeposition of soil. [(Change the solution) (A fresh solution must be prepared) (Prepare a fresh solution)] at least daily or [(more often if use solution) (when use solution)] becomes visibly [(dirty) (soiled)].



**GENERAL CLEANING TOILET BOWL:** [(Apply) (Open cap) (Squeeze gently, directing)] ¼ to ½ oz of bowl cleaner under the rim and on sides of bowl (inside only). Brush, clean and flush toilet. (Close cap). Rinse brush with clean water.

**TO CLEAN WATERFREE (WATERLESS) URINALS:** Remove any debris from the bowl. Spray ½ - 1 oz. of use solution onto urinal surface. DO NOT spray product directly onto cartridge. Wipe surface to clean. Change cartridge as needed.

#### OTHER INSTRUCTIONS

**FOR USE TO CLEAN AND DISINFECT SHOWER ROOMS, LOCKER ROOMS AND OTHER LARGE, OPEN AREAS WITH FLOOR DRAINS:**

1. Pre-clean heavily soiled areas.
2. Apply use solution of [(¼ ounce) ((a) (one)) ¼-ounce packet] of this product per 1 gallon of water (or equivalent use dilution) (660 ppm active) to floors, walls and ceilings making sure not to over spray. To disinfect, all hard nonporous surfaces must remain wet for 10 minutes.  
**Special instructions for foam guns:** Pour concentrate into foam gun bottle and attach bottle to spray nozzle and ensure gun is attached to hose. **(Note: See foam gun instructions for more information. Make sure setting is set for a 1:512 dilution.)** Once in place, squeeze the handle to disperse foam solution. To disinfect, all surfaces must remain wet for ten (10) minutes. *(Foam guns not for use in California.)*
3. Scrub surface using a deck brush or other coarse material as necessary.
4. Rinse surfaces thoroughly and let air dry.
5. [(Change the solution) (A fresh solution must be prepared) (Prepare a fresh solution)] at least daily or [(more often if use solution) (when use solution)] becomes visibly [(dirty) (soiled)].

#### FUNGICIDAL/MOLD & MILDEW

**HUMIDIFIER BACTERIALGAE TREATMENT** *(Not for use in CA):* Formulated for use in portable (evaporative) humidifiers. Thoroughly clean the hard non-porous surfaces of the water tank and filters before each heating season, or sooner if necessary. [(Add) (Mix) (Apply)] of [(¼ ounce) ((a) (one)) ¼-ounce packet] of this product per 1 gallon of water (or equivalent use dilution) (660 ppm active). When you refill the tank, [(add) (mix) (apply)] ¼ ounce of this product for every gallon of water added in the tank (or equivalent use dilution). [(Rinse) (Wipe up excess liquid (with a paper towel)) (and) (or) (Allow to air dry)]. Surface must be dry before returning unit to use. Not for use in heat vaporizing or atomizing type vaporizer humidifiers.

#### DEODORIZATION/CLEANING

*(Note to Reviewer: Deodorizing claims can only be used with formulas containing fragrances in CA.)*  
**FOR USE AS A (GENERAL) CLEANER AND/OR DEODORIZER:** Apply ½ - 1 oz of use solution to surfaces. [(Rinse) (Wipe up excess liquid (with a paper towel)) (and) (or) (Allow to air dry)]. For heavy-duty use, [(apply)] ¼ ounce of use solution to clean surfaces.

**GENERAL DEODORIZATION:** To deodorize [(acc) (mix) (apply)] ¼ - ½ ounce of this product [(to) (with) (per)] 1 gallon of water. [(Rinse) (Excess liquid material must be wiped up) (Wipe up excess liquid (with a paper towel)) (and) (or) (Allow to air dry)].

**FOR DEODORIZING SEPTIC STORAGE TANKS:** Pre-clean heavily soiled areas. When tanks are empty, pour ¼ - ½ ounce of this product for every gallon of water in tank on recreational vehicles, campers and boats to control odors. As tank fills with sewage and the vehicle is moving, this solution will mix and provide an adequate deodorizing solution for this use. This product is to be used on gray and black water tanks only. Check with local, state, or federal authorities before disposing of sewage in accordance to federal, state and local regulations for waste disposal.

**RV HOLDING TANKS/RECREATIONAL VEHICLES:** For toilet waste and holding tanks, cover bottom of holding tank with water and add ¼ - ½ ounce of this product per 1 gallon of water to deodorize. If odors return before time to empty, add ½ - 1 ounce of this product to the tank. For kitchen waste, [(add) (apply)] ½ to 1 ounce to gray water tank as needed to control malodors created by dirty dishwasher.

**AUTOMOTIVE USES:** A solution of ¼ - ½ ounce of this product [(to) (with) (per)] 1 gallon of water (or equivalent use dilution) will effectively neutralize (damp musty) odors. Spray or apply onto seats, carpets, headliner and ashtray or into trunk and all vents to eliminate odors from tobacco, food, beverage spills and musty carpet. For sprayer applications, use a coarse spray device. [(Wipe up excess liquid (with a paper towel)) (and) (or) (Allow surface to air dry)].

**AIR FRESHENER:** A solution of ¼ - ½ ounce of this product [(to) (with) (per)] 1 gallon of water (or equivalent use dilution) will effectively neutralize (damp musty) odors caused by mildew in storage areas, basements, closets, bathrooms and A/C filters. Spray to eliminate odors from tobacco, food, beverage spills and musty carpet. For sprayer applications, use a coarse spray device. [(Wipe up excess liquid (with a paper towel)) (and) (or) (Allow surface to air dry)].

**WATERBED CONDITIONER:** When used as a waterbed conditioner, this product eliminates the odor. If bed has not been treated properly, drain bed completely. Add 15 gallons of water, mix vigorously, drain bed again. Fill bed with water and follow dosage directions.

**Dosage:** To eliminate the odor, add 1.65 ounces of this product in a [(waveless/fiber) (free flow)] waterbed mattress of 90 to 180 gallon capacity. Repeat application every 4 to 6 months.

**GLASS CLEANING/DEODORIZING DIRECTIONS:** Use a ¼ - ½ ounce of this product per 1 gallon of water solution to clean and deodorize windows, mirrors, and glass surfaces. Use a coarse spray device. For spray applications, spray 6-8 inches from surface. Do not breathe spray. Rub with sponge or cloth. Change cloth, sponge or towels frequently to avoid redeposition of soil.

**SEWER BACKUP & RIVER FLOODING:** To rid affected area of odors caused by sewer backup and river flooding, dilute ¼ - ½ ounce of this product per 1 gallon of water allowing for the diluting effect of absorbed water within saturated materials. Remove gross filth or heavy soil along with non-salvageable materials. Saturate all affected areas with a mechanical spray device (coarse pump or trigger spray device) before and after cleaning and extraction. For spray applications, spray 6-8 inches from surface. Do not breathe spray. Use proper ventilation, open windows.

**CARPETS, CARPET CUSHIONS, UPHOLSTERY, DRAPES AND OTHER POROUS MATERIALS, SUB FLOORS, DRYWALL, TRIM AND FRAME LUMBER, TACKLESS STRIP AND PANELING:** To use as a deodorizer against water damage, extract the excess water. Test hidden area for colorfastness. Dilute ¼ - ½ ounce of this product per 1 gallon of water, allowing for the diluting effect of absorbed water within saturated materials. Remove gross filth or heavy soil. Apply directly with a mechanical spray device (coarse pump or trigger spray device) to fully saturate affected materials. For spray applications, spray 6-8 inches from surface. Do not breathe spray. Roll, brush or agitate into materials. Follow with a thorough extraction. Dry rapidly and thoroughly.

**SMOKE DAMAGE RESTORATION:** Effective against odors caused by smoke damage for home, institutional, industrial and hospital use. This product is particularly suitable for use in smoke damage restoration situations. Saturate affected materials with enough product to remain wet for at least 10 minutes. Use proper ventilation.

**WATER AND SMOKE DAMAGE RESTORATION:** Effective against odors caused by smoke and water damage for home, institutional, industrial and hospital use. This product is particularly suitable for use in water damage restoration situations. Saturate affected materials with enough product to remain wet for at least 10 minutes. Use proper ventilation.

**SPECIAL INSTRUCTIONS FOR CLEANING CARPETS:** This product can be used to deodorize carpets in industrial, institutional, commercial and residential areas such as homes, motel & hotel chains, nursing homes, schools and hospitals. For use on wet cleanable synthetic fibers. Do not use on wool. Vacuum carpet thoroughly prior to cleaning. Test fabric for color fastness.

**For Portable Extraction Units:** Mix  $\frac{1}{4}$  -  $\frac{1}{2}$  ounce of this product per 1 gallon of water (or equivalent use dilution).

**For Truck Mounted Extraction Machines:** Mix  $\frac{1}{4}$  -  $\frac{1}{2}$  ounce of this product per 1 gallon of water (or equivalent use dilution) and meter at 4 gallons per hour.

**For Rotary Floor Machines:** Mix  $\frac{1}{4}$  -  $\frac{1}{2}$  ounce of this product per 1 gallon of water (or equivalent use dilution) and apply at the rate of 300-500 sq. ft. per 1 gallon.

Do not mix this product with other cleaning products. Follow the cleaning procedures specified by the manufacturer of the cleaning equipment. After using this product set the carpet pile and protect the carpet from furniture legs and bases while drying. Do not over wet. If applied to stain resistant nylon carpet, apply a fabric protector according to the carpet manufacturer's directions.

#### **CARPET (CLEANING) (DEODORIZATION) FOR HOME, INSTITUTIONAL, INDUSTRIAL AND HOSPITAL USE**

This product cleans and deodorizes the carpet. It can be used in industrial, institutional, commercial and residential areas such as homes, motels, hotels chains, nursing homes and hospitals.

Vacuum carpet thoroughly prior to application. Mix  $\frac{1}{4}$  -  $\frac{1}{2}$  ounce of this product per 1 gallon of water (or equivalent use dilution). Follow the injection and/or extraction procedures as specified for any conventional steam cleaning equipment you are using. For rotary floor machines, mix  $\frac{1}{4}$  -  $\frac{1}{2}$  ounce of this product per 1 gallon of water and spray on carpet at a rate of 300-500 sq. ft. per 1 gallon.

[(For use) (Use this product)] on washable synthetic fibers. Do not use on wool. Test color fastness of carpet before use. Apply diluted product to a small concealed spot, then rub with a clean white cloth. If color changes or transfers to the cloth, a water-based product must not be used.

After using the product, set carpet pile in one direction with a stiff brush. Place aluminum foil under the legs of furniture while carpet is drying. Over-wetting can cause carpet to shrink. Manufacturer assumes no responsibility for over-wetting misuse.

**Note:** This product must not be mixed with other cleaning products.

#### **CLEANSING OF BODY SURFACES AND BODY ORIFICES OF HUMAN REMAINS:**

To cleanse away skin secretions and accompanying malodor, to insure the removal of all soil and bloodstains, and to remove and reduce surface contamination, apply  $\frac{1}{4}$  -  $\frac{1}{2}$  ounces of this product to 1 gallon of water (or equivalent use dilution) to the surfaces and body openings, natural or artificial. Bathe the entire body using sponge or washcloth. A soft brush may be employed on surfaces other than the face. Allow a 10-minute contact time for optimal results. [(Fresh solution must be prepared) (Prepare fresh solution)] for each [(cadaver) (remains)] at least daily or [(more often if use solution) (when use solution)] becomes visibly [(dirty) (soiled)].

**FOR USE ON FINISHED FLOORS:** To limit gloss reduction, use  $\frac{1}{4}$  -  $\frac{1}{2}$  ounce of this product [(to) (with) (per)] 1 gallon of water (or equivalent use dilution). Apply with a damp mop or auto scrubber. Allow surface to air dry.

#### **OTHER USES**

**DISINFECTION/MILDEWICIDE/FUNGICIDE/IRUCIDE\* OF HARD, NON-POROUS SURFACES IN WHIRLPOOL UNITS:** After using the whirlpool unit, drain and refill with fresh water to just cover the intake valve. [(Add) (Mix) (Apply)] [ $\frac{1}{4}$  ounce] [(a) (one)]  $\frac{1}{4}$ -ounce packet] of this product [(to) (with) (per)] 1 gallon of water (or equivalent use dilution) (660 ppm active). Briefly start the pump to circulate the solution. Turn off the pump. Wash down the unit sides, seat of the chair, lift and (any) (all) other related equipment with a clean swab, brush or sponge. Treated surfaces must remain wet for 10 minutes. After the unit has been thoroughly disinfected, drain the solution from the unit and rinse (any) (all) cleaned surfaces with fresh water. Repeat for heavy soiled units. [(Change the solution) (A fresh solution must be prepared) (Prepare a fresh solution)] at least daily or [(more often if use solution) (when use solution)] becomes visibly [(dirty) (soiled)].

**FOR DISINFECTING BAGLESS VACUUM CLEANERS:** [(Add) (Mix) (Apply)] [ $\frac{1}{4}$  ounces] [(a) (one)]  $\frac{1}{4}$ -ounce packet] of this product [(to) (with) (per)] 1 gallon of water (660 ppm active) (or equivalent use dilution). Turn off and unplug vacuum cleaner. Remove the hard, non-porous container that houses collected material from vacuum cleaner. Empty contents into a waste receptacle. Rinse collection container with water and wipe clean to remove any additional collected material. Apply solution to collection container with a brush, cloth, sponge, mechanical spray device (hand pump) coarse pump or trigger spray device) so as to wet all surfaces thoroughly. For sprayer applications, spray 6-8 inches from surface. Allow surfaces to remain wet for 10 minutes. [(Wipe up excess liquid) (with a paper towel)] (Allow to air dry): Reattach container to vacuum cleaner. Change cloth, sponge or towels frequently to avoid redeposition of soil. [(Change the solution) (A fresh solution must be prepared) (Prepare a fresh solution)] at least daily or [(more often if use solution) (when use solution)] becomes visibly [(dirty) (soiled)].

**FOR DISINFECTING NON-POROUS VACUUM CLEANER BRUSHES:** Add [ $\frac{1}{4}$  ounces] [(a) (one)]  $\frac{1}{4}$ -ounce packet] of this product to 1 gallon of water (660 ppm active) (or equivalent use dilution). Turn off and unplug vacuum cleaner. Remove the non-porous brushes from vacuum cleaner. Submerge brush in solution so as to wet all surfaces thoroughly. Allow surfaces to remain wet for 10 minutes. [(Then remove) (Wipe up) excess liquid) (with a paper towel)] ((and let surface) (Allow to air dry))). Reattach brushes to vacuum cleaner. [(Change the solution) (A fresh solution must be prepared) (Prepare a fresh solution)] at least daily or when use solution becomes visibly [(soiled) (dirty)].

**CUTTING TOOLS:** Soak cutting edge of tool for 10 minutes in a solution of [( $\frac{1}{4}$  oz) ((a) (one))  $\frac{1}{4}$ -oz packet]] of this product to 1 gallon of water (or equivalent use dilution) (660 ppm active) before use. [(Wipe up excess liquid) (with a paper towel)] (and) (or) (Allow to air dry)]. [(Change the solution) (A fresh solution must be prepared) (Prepare a fresh solution)] at least daily or [(more often if use solution) (when use solution)] becomes visibly [(dirty) (soiled)]. Dry and oil tools at the end of each workday.

**CITRUS CANKER CONTROL** (Not Applicable in California): For prevention of Citrus Canker Disease through treatment of equipment. Effective against *Xanthomonas axonopodis* pv. *citri* (Citrus Canker) at 2100 ppm active. Treat all trucks, attached trailers, field harvesting vehicles and equipment thoroughly with a dilution of 0.8 ounces of this product per (one) (1) gallon of water (2100 ppm active). Treatment can be applied to trucks, attached trailers and other field harvesting equipment, including cargo

area, wheels, tires, under carriage, hood, roof, fenders and any other part of transportation equipment that can be taken into infested areas. To prevent the spread of Citrus Canker by this artificial means of transportation, treatments are made by trigger spraying, dipping or brushing, using a maximum rate of 2100 ppm active. For sprayer applications, use a coarse spray device. After use, all surfaces which come in contact with food or crop must be rinsed with potable water. Clothing must be either thoroughly rinsed or laundered before reuse. Footwear must be rinsed before reuse. [(A fresh solution must be prepared) (Prepare a fresh solution)] at least daily or when use solution becomes visibly [ (soiled) (dirty)].

**DIRECTIONS FOR HOUSEHOLD USE**

**KITCHEN/BATHROOM/HOUSEHOLD CLEANING:** Apply [(1/4 ounce) ((a) (one)) (1/4-ounce packet)] of this product per 1 gallon of water use solution (660 ppm active) (or equivalent use dilution) with a brush, cloth, sponge, mop, auto scrubber, mechanical spray device ((hand pump) coarse pump or trigger spray device) directly onto hard, non-porous surfaces. For spray applications, hold container 6 inches to 8 inches from surface and spray until thoroughly wet. Wipe the soiled area clean. [(Wipe up excess liquid (with a paper towel)) (and) (or) (Allow to air dry)]. Change cloth, sponge or towels frequently to avoid redeposition of soils. This product is not to be used on dishware, glasses or eating utensils.

**DISINFECT/DEODORIZE:** Apply [(1/4 ounce) ((a) (one)) (1/4-ounce packet)] of this product [(to) (with) (per)] 1 gallon of water (660 ppm active) (or equivalent use dilution) with brush, cloth, sponge, mop, auto scrubber mechanical spray device ((hand pump) coarse pump or trigger spray device). For spray applications, hold container 6 inches to 8 inches from surface and spray until thoroughly wet. For disinfection, treated surface must remain wet for 10 minutes before wiping. For heavily soiled areas a pre-cleaning step is required. The pre-cleaning step must be done according to the instructions under Kitchen/Bathroom/Household Cleaning directions for use. Rinse with potable water after use on surfaces that come in contact with food. Change cloth, sponge or towels frequently to avoid redeposition of soil. [(Change the solution) (A fresh solution must be prepared) (Prepare a fresh solution)] at least daily or [(more often if use solution) (when use solution)] becomes visibly [(dirty) (soiled)].

**SANITIZER DIRECTIONS FOR NON-FOOD CONTACT SURFACES**

**SANITIZATION OF HARD, NON-POROUS SURFACES IN WHIRLPOOL UNITS:** To remove body oils, dead tissue, soil and all other buildups or organic matter on surfaces after using the whirlpool unit, drain and refill with fresh water to just cover the intake valve. [(Add) (Mix) (Apply)] 1/4 ounce of this product for each gallon of water (or equivalent use dilution) (660 ppm active) in the unit at this point. Briefly start the pump to circulate the solution. Turn off the pump. Wash down the unit sides, seat of the chair, lift and (any) (all) other related equipment with a clean swab, brush or sponge. Treated surfaces must remain wet for 3 minutes. After the unit has been thoroughly sanitized, drain the solution from the unit and rinse (all). Cleaned surfaces with fresh water. Repeat for heavily soiled units. [(Change the solution) (A fresh solution must be prepared) (Prepare a fresh solution)] at least daily or [(more often if use solution) (when use solution)] becomes visibly [(dirty) (soiled)].

**SANITIZATION OF EXTERIOR HOUSEHOLD SURFACES DIRECTIONS**

**Preparation of Use Solution:** [(Add) (Mix) (Apply)] 1/4 ounce of this product per 1 gallon of water (660 ppm active) (or equivalent use dilution) to sanitize hard, non-porous exterior surfaces such as vinyl, plastic, sealed concrete, painted or sealed woodwork, and sealed stucco. Surfaces to be treated include house siding, decks, patios, walkways and driveways.

**Application:** Preclean heavily soiled areas. Apply solution with a brush, mop, cloth, sponge, auto scrubber, mechanical spray device ((hand pump) coarse pump or trigger spray device), or with a low-pressure (less than 60 psi) airless sprayer so as to wet all surfaces thoroughly. For sprayer applications, spray 6 inches to 8 inches from surface. Treated surfaces must remain wet for 3 minutes. Wearing suitable respiratory protective equipment and protective eyewear to control exposure to spray, pressure wash surfaces to thoroughly clean all treated areas using a high-pressure spray. Do not breathe the spray. Change cloth, sponge or towels frequently to avoid redeposition of soil. [(Change the solution) (A fresh solution must be prepared) (Prepare a fresh solution)] at least daily or [(more often if use solution) (when use solution)] becomes visibly [(dirty) (soiled)]. One-half gallon of diluted product will treat 200-300 sq ft of surface. User must wear protective eyewear as well as respiratory protective equipment.

**(Note to reviewer:** The title and first statement of this section must appear on every label, followed by the appropriate Storage and Disposal section. Brackets [ ] indicate that one option within the brackets MUST be used in the final label text. Each option within the brackets is enclosed in a set of parenthesis ( ). All "Notes" are only for reviewers and will not be included on label.)

**STORAGE AND DISPOSAL**

Do not contaminate water, food, or feed by storage and disposal.

**(FOR USE ON NON-REFILLABLE CONTAINERS WITH HOUSEHOLD/RESIDENTIAL USES)**

**(Note:** For use on containers of 5 gallons or less.)

**PESTICIDE STORAGE/CONTAINER HANDLING/RESIDUE REMOVAL/PESTICIDE DISPOSAL/CONTAINER DISPOSAL:** Non-refillable container. Store only in original container in areas inaccessible to children. Triple rinse container. Do not reuse empty container. Wrap (container) and put in trash or offer for recycling if available.

**(FOR USE ON NON-REFILLABLE CONTAINERS WITH INSTITUTIONAL/COMMERCIAL/INDUSTRIAL USES)**

**(Note:** To be used with either Nonpublic health or Public health uses in this section.)  
**(Note:** For use on containers up to and including 5 gallons)

**CONTAINER HANDLING/PESTICIDE STORAGE:** Store only in original container. Do not reuse empty container. Store pesticides away from food, pet food, feed, seed, fertilizers, and veterinary supplies. Keep [(this product) (Product Name)] under locked storage sufficient to make it inaccessible to children or persons unfamiliar with its proper use.

**RESIDUE REMOVAL:** Triple rinse as follows: Fill the container 1/4 full with water and [(reclose) (recap)]. Agitate vigorously and drain for 10 seconds after the flow begins to drip. Follow Pesticide Disposal instructions for rinsate disposal. Repeat two more times. Wrap (container) and put in trash or offer for recycling if available.

**PESTICIDE DISPOSAL:** Pesticide wastes are acutely hazardous. Improper disposal of excess pesticide, spray mixture or rinsate is a violation of Federal Law. If these wastes cannot be disposed of by use according to label instructions, contact your State Pesticide or Environmental Control Agency, or the Hazardous Waste Representative at the nearest EPA Regional Office for guidance.

**CONTAINER DISPOSAL:** (Note: Only one of the following Container Disposal paragraphs will be used, depending on packaging type)

Non-refillable container. Do not reuse this container to hold materials other than pesticides or diluted pesticides (rinsate). Offer for recycling if available or puncture and dispose in a sanitary landfill, or by other procedures approved by state and local authorities. Follow Pesticide Disposal instructions.

(Note: Several of our customers' packaging options are sealed containers or bottles designed to reduce worker exposure to the concentrate. None of these can be triple rinsed because they are closed sealed containers. The following text will be used on these non-refillable sealed container types only and will be used as Container Disposal and in place of Residue Removal statement. NO Residue Removal statement is needed for a non-refillable sealed container.)

Nonrefillable container. Do not reuse or refill this container. Wrap empty container and put in trash.

*(Note: The following text will be used on the BAG in BOX container types only. No Residue Removal instructions are used when BAG in BOX container disposal instructions are used.)*

**BAG in BOX CONTAINER DISPOSAL:** Non-refillable container. Completely empty bag into application equipment. Then offer for recycling if available or dispose of in a sanitary landfill, or by incineration, or by other procedures allowed by state and local authorities.

**(FOR USE ON NON-REFILLABLE CONTAINERS WITH INSTITUTIONAL/COMMERCIAL/INDUSTRIAL USES)**

*(Note: To be used with either Nonpublic health or Public health uses in this section.)*

*(Note: For use on containers greater than 5 gallons)*

*(Note: "n" equals statement is NOT for public health use.)*

**COTAINER HANDLING/PESTICIDE STORAGE/CONTAINER DISPOSAL:** Non-refillable container. Open dumping is prohibited. Store only in original container. Do not reuse empty container. If a leaky container must be contained within another, mark the outer container to identify the contents. Store pesticides away from food, pet food, feed, seed, fertilizers, and veterinary supplies. Keep [(this product) (Product Name)] under locked storage sufficient to make it inaccessible to children or persons unfamiliar with its proper use.

**PESTICIDE DISPOSAL:** Pesticide wastes are acutely hazardous. Improper disposal of excess pesticide, spray mixture or rinsate is a violation of Federal Law. If these wastes cannot be disposed of by use according to label instructions, contact your State Pesticide or Environmental Control Agency, or the Hazardous Waste Representative at the nearest EPA Regional Office for guidance.

**RESIDUE REMOVAL INSTRUCTIONS:** To clean the container before final disposal, empty the remaining contents from this container into [(application equipment) (a mix tank)]. Fill the container ¼ full with water. Replace and tighten closures. [(Tip container on its side and roll it back and forth, ensuring at least one complete revolution for 30 seconds) (Agitate vigorously or recirculate water for 30 seconds) (Stand the container on its end and tip it back and forth several times then turn the container over onto its other end and tip it back and forth several times)]. Empty the rinsate into application equipment or a mix tank or store rinsate for (later use or) disposal. Repeat this procedure two more times. Follow Pesticide Disposal instructions for rinsate disposal.

**(FOR USE ON REFILLABLE CONTAINERS WITH INSTITUTIONAL/COMMERCIAL/INDUSTRIAL USES)**

*(Note: To be used with either Nonpublic health or Public health uses in this section.)*

*(Note: For containers up to and including 5 gallons - Refillable containers only)*

Cleaning the container before final disposal is the responsibility of the person disposing of the container. Cleaning before refilling is the responsibility of the refiller.

**COTAINER HANDLING/RESIDUE REMOVAL:** Refillable container. Triple rinse (or equivalent). Refill this container with [(this brand) (this product) (Product Name) (pesticide)] only. Refill this container with [(this brand) (this product) (Product Name) (pesticide)] only. Do not reuse this container for any other purpose. To clean the container before final disposal; empty the remaining contents from this container into application equipment or a mix tank. Fill the container about 10 percent full with water. Agitate vigorously or recirculate water with the pump for 2 minutes. Pour or pump rinsate into rinsate collection system and follow pesticide disposal instructions. Repeat this rinsing procedure two more times.

**PESTICIDE STORAGE:** Open dumping is prohibited. Store only in original container. If a leaky container must be contained within another, mark the outer container to identify the contents. Store pesticides away from food, pet food, feed, seed, fertilizers, and veterinary supplies. Keep [(this product) (Product Name)] under locked storage sufficient to make it inaccessible to children or persons unfamiliar with its proper use.

**PESTICIDE DISPOSAL:** Pesticide wastes are acutely hazardous. Improper disposal of excess pesticide, spray mixture or rinsate is a violation of Federal Law. If these wastes cannot be disposed of by use according to label instructions, contact your State Pesticide or Environmental Control Agency, or the Hazardous Waste Representative at the nearest EPA Regional Office for guidance.

**COTAINER DISPOSAL:** Offer for recycling if available or puncture and dispose in a sanitary landfill, or by other procedures approved by state and local authorities.

**(FOR USE ON REFILLABLE CONTAINERS WITH**

**INSTITUTIONAL/COMMERCIAL/INDUSTRIAL USES)**

*(Note: To be used with either Nonpublic health or Public health uses in this section.)*

*(Note: For containers greater than 5 gallons - Refillable containers only)*

*(Note: "n" equals statement is NOT for public health use.)*

Cleaning the container before final disposal is the responsibility of the person disposing of the container. Cleaning before refilling is the responsibility of the refiller.

**COTAINER HANDLING/PESTICIDE STORAGE:** Refillable container. Refill this container with [(this brand) (this product) (Product Name) (pesticide)] only. Do not reuse this container for any other purpose. Open dumping is prohibited. Store only in original container. If a leaky container must be contained within another, mark the outer container to identify the contents. Store pesticides away from food, pet food, feed, seed, fertilizers, and veterinary supplies. Keep [(this product) (Product Name)] under locked storage sufficient to make it inaccessible to children or persons unfamiliar with its proper use.

**PESTICIDE DISPOSAL:** Pesticide wastes are acutely hazardous. Improper disposal of excess pesticide, spray mixture or rinsate is a violation of Federal Law. If these wastes cannot be disposed of by use according to label instructions, contact your State Pesticide or Environmental Control Agency, or the Hazardous Waste Representative at the nearest EPA Regional Office for guidance.

**RESIDUE REMOVAL INSTRUCTIONS:** To clean the container before final disposal, empty the remaining contents from this container into [(application equipment) (a mix tank)]. Fill the container ¼ full with water. Replace and tighten closures. [(Tip container on its side and roll it back and forth, ensuring at least one complete revolution for 30 seconds) (Agitate vigorously or recirculate water for 30 seconds) (Stand the container on its end and tip it back and forth several times then turn the container over onto its other end and tip it back and forth several times)]. Empty the rinsate into application equipment or a mix tank or store rinsate for (later use or) disposal. Repeat this procedure two more times. Follow Pesticide Disposal instructions for rinsate disposal.

**COTAINER DISPOSAL:** Offer for recycling if available or puncture and dispose in a sanitary landfill, or by other procedures approved by state and local authorities.

**(FOR USE ON NON-REFILLABLE PACKET CONTAINERS ONLY WITH INSTITUTIONAL/COMMERCIAL/INDUSTRIAL/HOUSEHOLD/RESIDENTIAL USES)**

*(Note: The following text will be used on the outer containers that hold PACKET container types only. No Residue Removal instructions are used when Packet container disposal instructions are used.)*

**COTAINER HANDLING/PESTICIDE DISPOSAL/STORAGE:** Open dumping is prohibited. Store only in original container. Store pesticides away from food, pet food, feed, seed, fertilizers, and veterinary supplies. Keep this product under locked storage sufficient to make it inaccessible to children or persons unfamiliar with its proper use. Pesticide wastes are acutely hazardous. Improper disposal of excess pesticide, spray mixture or rinsate is a violation of Federal Law. If these wastes cannot be disposed of by use according to label instructions, contact your State Pesticide or Environmental Control Agency, or the Hazardous Waste Representative at the nearest EPA Regional Office for guidance.

**PACKET DISPOSAL:** Nonrefillable container. Completely empty packet into application equipment. Do not reuse or refill this packet. Wrap empty packet and put in trash.

**(FOR USE ON REFILLABLE STORAGE TANK/FIXED STORAGE TANK/TOTE CONTAINERS)**

Cleaning the container before final disposal is the responsibility of the person disposing of the container. Cleaning before refilling is the responsibility of the refiller.

**PESTICIDE STORAGE:** Open dumping is prohibited. Store only in original container. If a leaky container must be contained within another, mark the outer container to identify the contents. Store pesticides away from food, pet food, feed, seed, fertilizers, and veterinary supplies. Keep [(this product) (Product Name)] under locked storage sufficient to make it inaccessible to children or persons unfamiliar with its proper use.

**PESTICIDE DISPOSAL:** Pesticide wastes are acutely hazardous. Improper disposal of excess pesticide, spray mixture or rinsate is a violation of Federal Law. If these wastes cannot be disposed of by use according to label instructions, contact your State Pesticide or Environmental Control Agency, or the Hazardous Waste Representative at the nearest EPA Regional Office for guidance.

**COTAINER HANDLING/RESIDUE REMOVAL INSTRUCTIONS:** Refill this container with [(this brand) (this product) (Product Name) (pesticide)] only. Do not reuse this container for any other

purpose. Drain rinsate into application equipment and dispose of according to Pesticide Disposal instructions. Triple rinse container (or equivalent) promptly after emptying. Continue to drain for 10 seconds after the flow ends. Repeat this procedure two more times.

**CONTAINER DISPOSAL:** Offer for recycling if available or puncture and dispose in a sanitary landfill, or by other procedures approved by state and local authorities.

**DIRECTIONS FOR ALTERNATE CONTAINERS/DELIVERY SYSTEMS**

**AUTOMATED DILUTION SYSTEM (DILUTION SYSTEMS TRADE NAME) INSTRUCTIONS:** Remove [(cap) (spray nozzle)] from empty container. Fill empty container with a newly prepared use-solution. Replace [(cap) (spray nozzle)]. Place correct use-dilution label on newly filled container.

**BAG-IN BOX CONTAINERS**

**How to use this package:** This package is designed to be used with dilution control systems only. Open package and connect to dispense according to directions on the box.

**TRIGGER SPRAYERS:** Fill bottle from dispenser. Apply to surfaces according to directions above.


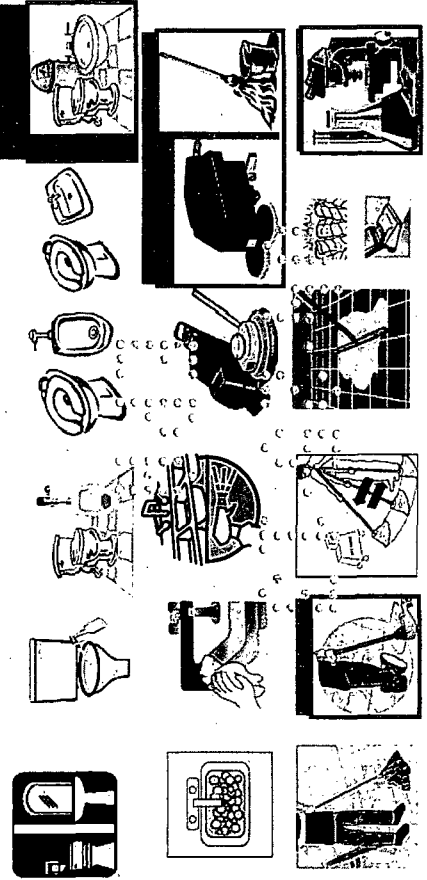
**MOP BUCKETS:** Fill bucket from dispenser. Set up "Wet Floor" signs. Mop floor surfaces as specified in directions above.

**PACKETS** (For pre-measured tear open packets)  
[(Simply) (Tear)] open and pour contents of packet into (1 gallon) of water. Keep packets in box until ready to use. (Note: Amount of water to be determined by dilution packet rate.)

**REFILLS**

**To Refill Concentrate From Large Containers into Smaller Containers:** This product may be used to fill and refill clean, properly labeled containers for dilution elsewhere within your facility. Make sure the small container has been cleaned, dried and properly labeled according to state and local regulations. Also make sure other items (funnels or hand pumps) are properly cleaned and dried. To refill, [(simply pour) (pump product)] from the larger container directly into the smaller one being careful not to spill any product. Keep both containers sealed when not in use.

(Note to Reviewer: These icons have been requested by our customers and will appear on the label with the appropriate directions and/or containers.)



(Note to Reviewer: These icons have been requested by our customers and will appear on the label with the appropriate formula fragrance.)

**Floral Scent**



**Lemon Scent**



**Pine Scent**



**Tropical Scent**



**Lime Scent**



**Lemon/Cherry/Apple Scent**



**Orange Scent**



**Mint Scent**



**1/4 OUNCE PACKET LABEL TO BE USED WITH MASTER CONTAINER LABEL**

**FOR DISINFECTION & NON-FOOD CONTACT SANITIZATION**  
MIX EACH PACKET WITH 1 GALLON OF WATER

**MAQUAT® 512-NHQ**

E.P.A. Reg. No. 10324-156 E.P.A. Est. No. 10324-IL-1

NET CONTENTS: 1/4 FLUID OZ.

**ACTIVE INGREDIENTS:**

Didecyl Dimethyl Ammonium Chloride.....	20.28%
n-Alkyl (C14 50%, C12 40%, C16 10%) dimethyl benzyl ammonium chloride.....	13.52%
<b>INERT INGREDIENTS:</b> .....	66.20%
<b>TOTAL</b> .....	<b>100.00%</b>

**KEEP OUT OF REACH OF CHILDREN**

**DANGER PELIGRO**

**SEE OUTER CONTAINER FOR PRECAUTIONARY STATEMENTS AND USE DIRECTIONS**

**DISPOSAL:** Do not reuse container. Wrap and put in trash collection.

**MASON CHEMICAL COMPANY**  
"THE QUATERNARY SPECIALISTS"

721 W. Algonquin Road  
Arlington Heights, IL 60005

847-290-1621

Toll Free:  
**1-800-362-1955**



**PELIGRO: SI NO PUEDE LEER EN INGLES, PREGUNTE A SU SUPERVISOR SOBRE LAS INSTRUCCIONES DE USO APROPIADAS ANTES DE TRABAJAR CON ESTE PRODUCTO.**

**DANGER: IF YOU CANNOT READ ENGLISH, ASK YOUR SUPERVISOR TO EXPLAIN THE APPROPRIATE DIRECTIONS FOR USE BEFORE WORKING WITH THIS PRODUCT.**

**SECONDARY CONTAINER LABEL**

(Note to Reviewer: This secondary container label will be used only when the product is diluted in accordance with the use directions.)

**MAQUAT 512-NHQ**

E.P.A. Reg. No. 10324-156 E.P.A. Est. No. 10324-IL-1

THE PRODUCT IN THIS CONTAINER IS DILUTED TO BE USED AS FOLLOWS:

- Disinfection  Sanitization
- Mildewcide  Fungicide

**ACTIVE INGREDIENTS:**

Didecyl Dimethyl Ammonium Chloride.....	20.28%
n-Alkyl (C14 50%, C12 40%, C16 10%) dimethyl benzyl ammonium chloride.....	13.52%
<b>INERT INGREDIENTS:</b> .....	66.20%
<b>TOTAL</b> .....	<b>100.000%</b>

**KEEP OUT OF REACH OF CHILDREN**

**DANGER PELIGRO**

**PRECAUTIONARY STATEMENTS**

**HAZARDS TO HUMANS AND DOMESTIC ANIMALS**

**DANGER:** Corrosive. Causes irreversible eye damage and skin burns. Harmful if swallowed, inhaled or absorbed through skin. Do not get in eyes, on skin, or on clothing. Wear goggles or face shield and rubber gloves and protective clothing when handling. Wash thoroughly with soap and water after handling and before eating, drinking, chewing gum, using tobacco or using the toilet. Remove contaminated clothing and wash clothing before reuse.

Follow the directions for use on the pesticide label when applying this product. See product label for Storage and Disposal instructions.

**MASON CHEMICAL COMPANY**  
"THE QUATERNARY SPECIALISTS"

721 W. Algonquin Road  
Arlington Heights, IL 60005  
847-290-1621

Toll Free:  
1-800-362-1855



**PELIGRO: SI NO PUEDE LEER EN INGLES, PREGUNTE A SU SUPERVISOR SOBRE LAS INSTRUCCIONES DE USO APROPIADAS ANTES DE TRABAJAR CON ESTE PRODUCTO.**

**DANGER: IF YOU CANNOT READ ENGLISH, ASK YOUR SUPERVISOR TO EXPLAIN THE APPROPRIATE DIRECTIONS FOR USE BEFORE WORKING WITH THIS PRODUCT.**