

10324-120

6/26/2013

1/31

UNITED STATES ENVIRONMENTAL PROTECTION AGENCY

Elizabeth Tannehill
Mason Chemical Company
721 W. Algonquin Road
Arlington Heights, IL 60005

JUN 26 2013

Subject: Response to ATP letter dated 12/2/10
Maquat 256 EBC, Maguat 64-EBC
EPA Registration No. 10324-118, 10324-120
Your Submission Dated: June 28, 2011

Dear Ms. Tannehill,

The following amendment, submitted in connection with registration under the Federal Insecticide, Fungicide, and Rodenticide Act (FIFRA), as amended, is acceptable with comments.

Proposed Amendment

- Remove claims for Pseudomonas aeruginosa and the areas of use associated with hospital and healthcare facilities.

Labeling Comments:

The Agency continues to believe that use of the term "Institutional" on a label implies that the product can be used in health care facilities. In order to avoid this confusion and in order to keep the "Institutional" use on your label you need to add a special symbol (●) or something like this after the term "Institutional". The symbol language that needs to be placed on your label is: "Not for use in health care settings". The symbol can be placed anywhere on your label. Alternatively, you can delete the term "Institutional" from your label.

1. Revise the first paragraph on the top of left column on page 1 by adding a special symbol to the "Institutional Kitchen Use" and "Deodorizer for Whirlpools" or by deleting this language.
2. Revise the Table of contents on page 2 by deleting "Hospital/Healthcare" and updating the page numbers.
3. Revise the **MARKETING CLAIMS** by adding a special symbol to the language listed below or by deleting this language:
 - a) Page 3: "institutional kitchens", "morgues", "autopsy rooms", "Institutional facilities", "Institutions", "Whirlpools", "operating rooms", "examination rooms", "Ultrasonic bath, whirlpool bathtubs".
 - b) Page 4: "examination tables", "bed frames".

CONCURRENCES								
SYMBOL								
SURNAME								
DATE								

- c) Page 5 : “other institutions”
- d) Page 6: “Institutional” Disinfectant, and “bath and therapy equipment”
- e) Page 8: “goggles”, “face shields”, “institutional premises”
- f) Page 21: “institutional”

4. Revise the page 4 to read: ”Disinfects, cleans and deodorize the following hard , non-porous inanimate surfaces floors, walls, *non-medical metal surfaces, non-medical stain steel surfaces...*“
5. Correct 2 claims on page 6 to read: “Kills (H1N1) Influenza virus” and “Kills (H1N1) (H5N1) Influenza virus”
6. Correct the following claims on page 6 to indicate that this product is effective against H1N1 and other viruses when used “on pre-cleaned environmental surfaces.” Make this correction to the statements beginning: “[(This product) (Product Name)] kills Influenza A (H1N1) virus...”, “Kill (H1N1) Influenza A virus...”, “Kills (H1N1) (H5N1) Influenza virus...” and “Kills (insert virus name from approved...)”
7. Revise your label to make clear that “Directions for Fogging For Use in Dairies, Beverage and Food Processing Plants” on page 11 are only to be used as an adjunct treatment by deleting the statement: **“Fogging is to be used as an adjunct to acceptable manual cleaning and disinfecting of room and machine surfaces.”** Replace with the following statement and place to immediately precede the “Directions for Fogging For Use in Dairies, Beverage and Food Processing Plants” heading: ***“All surfaces must be cleaned and disinfected in accordance with label directions prior to fogging. Fogging is an adjunct or supplement to normal cleaning and disinfection procedures and practices”.***
8. Revise the “SANITISING HUTCHERY ROOMS USING FOGGING DEVICES” and “SANITISING INCUBATORS AND HUTCHERS USING FOGGING DEVICES” sections on page 16. The Agency does not have a method to show that these types of products can effectively sanitize surfaces when applied via fog. Thus revise the headings to read as follows: ***“TREATMENT HUTCHERY ROOMS USING FOGGING DEVICES”*** and ***“TREATMENT INCUBATORS AND HUTCHERS USING FOGGING DEVICES”*** and do not include any claims on this label for sanitizing of surfaces via fogging devices.
9. Revise your label to make clear that ***“TREATMENT INCUBATORS AND HUTCHERS USING FOGGING DEVICES”*** on page 16 are only to be used as an adjunct treatment by deleting the statement: **“Fogging is to be used as an adjunct to acceptable manual cleaning and disinfecting of room and machine surfaces.”** Replace with the following statement and place to immediately precede the ***“TREATMENT INCUBATORS AND HUTCHERS USING FOGGING DEVICES”*** heading: ***“All surfaces must be cleaned and disinfected in accordance with label directions prior to fogging. Fogging is an adjunct or supplement to normal cleaning and disinfection procedures and practices.”***
10. Revise the first section under the Animal Premise heading on page 12 to be in agreement with DIS/TSS 18 by correcting to read as follows: “Prior to use (of (this product) (Product

name) remove all animals and feeds from [(premise)...” deleting the reference to food and packaging material that does not agree with this section.

- 11. Revise the headings listed below by adding special symbol (●) or something like this or by deleting these sections:
 - a) DISINFECTION/FUNGICIDE/VIRUSIDE*/ ON HARD NON-POROUS (INANIMATE) (ENVIROMENTAL) SURFACES IN WHIRPOOL UNITS
 - b) ULTRASONIC BATH DISINFECTANT/FUNGICIDAL DIRECTIONS
 - c) DISINFECTING/FUNGICIDAL HARD, NON-POROUS (INANIMATE) (ENVIROMENTAL) (FIBERGLASS) BATH AND THERAPY EQUIPMENT
 - d) ULTRASONIC BATH SANITIZING DIRECTIONS

- 12. Revise the bottom paragraph of THE OTHER USES section on page 21 to read: “*Kills HIV, HCV & HBV ON PRECLEANED ENVIROMENTAL SURFACES PREVIOUSLY SOILED WITH BLOOD/BODY FLUIDS in settings *in which there is...*”

- 13. Revise the heading “SURGICAL INSTRUMENT PRESOAK” to read: “*VETERINARY SURGICAL INSTRUMENT PRESOAK*”.

- 14. Revise STORAGE AND DISPOSAL section by:
 - a) Revising the subheading “*FOR USE ON NON-REFILLABLE CONTAINERS WITH INSTITUTIONAL/ COMMERCIAL/INDUSTRIAL USES*” by deleting the term “*INSTITUTIONAL*” or adding special symbol to it.
 - b) Correcting the Note to Reviewer on the right column of page 25.

General Comments

A stamped copy of the accepted labeling with conditions is enclosed. Submit 1 copy of your final printed label before distributing or selling the product bearing the revised labeling.

If the above conditions are not complied with, the registration will be subject to cancellation in accordance with FIFRA section 6 (e). Your release for shipment of the product bearing the amended labeling constitutes acceptance of these conditions. Should you have any questions concerning this letter, please contact Velma Noble at (703) 308-6233 or Emilia Oiguenblik at (703) 347-0199

Sincerely,



Velma Noble
Product Manager (31)
Regulatory Management Branch I
Antimicrobials Division (7510)

Attachment: Stamped Label



MASON CHEMICAL COMPANY
 "The Quaternary Specialists"

721 W. Algonquin Road | Arlington Heights, IL 60005 | 847-290-1621 or 800-362-1855

E.P.A. Reg. No. 10324-120
 E.P.A. Est. No. 10324-IL-1

MAQUAT® 64 EBC

Net Contents: ((Batch/Lot) No) (Manufacturing Date):

**PRECAUTIONARY STATEMENTS
 HAZARDS TO HUMANS AND
 DOMESTIC ANIMALS**

DANGER. KEEP OUT OF REACH OF CHILDREN. Corrosive. Causes irreversible eye damage and skin burns. Harmful if swallowed or absorbed through the skin. Harmful if inhaled. Avoid breathing vapor or spray mist. Do not get in eyes, on skin, or on clothing. Wear goggles or face shield and rubber gloves and protective clothing when handling. Wash thoroughly with soap and water after handling and before eating, drinking, chewing gum, using tobacco, or using the toilet. Remove contaminated clothing and wash clothing before reuse.

(If container is 5 gallons or larger the following statement must appear on the label.)

ENVIRONMENTAL HAZARD

This pesticide is toxic to fish and aquatic invertebrates. Do not discharge effluent containing [(this product) (Product Name)] into lakes, streams, ponds, estuaries, oceans or other waters unless in accordance with the requirements of a National Pollutant Discharge Elimination System (NPDES) permit and the permitting authority has been notified in writing prior to discharge. Do not discharge effluent containing [(This product) (Product Name)] into sewer systems without previously notifying the local sewage treatment plant authority. For guidance contact your State Water Board or Regional Office of the EPA.

(If container is equal to or less than 5 gallons, use the following as an alternate to the above statement.)

ENVIRONMENTAL HAZARD

(This product) (Product Name) is toxic to fish and aquatic invertebrates.

PHYSICAL OR CHEMICAL HAZARDS

Do not use or store near heat or open flame.
 Do not mix with oxidizers, anionic soaps and detergents.

(Note to Reviewer: This information has been verified per DOT regulations. It is NOT required to be on the label but is being requested by a customer.)

TRANSPORTATION INFORMATION

DOT Hazard Class: 8 Corrosive
 DOT Proper Shipping Name: Disinfectant Liquid Corrosive (Quaternary Ammonium Compound), 8, UN1903, PGI1

PELIGRO: SI NO PUEDE LEER EN INGLES, PREGUNTE A SU SUPERVISOR SOBRE LAS INSTRUCCIONES DE USO APROPIADAS ANTES DE TRABAJAR CON ESTE PRODUCTO.

DANGER: IF YOU CANNOT READ ENGLISH, ASK YOUR SUPERVISOR TO EXPLAIN THE APPROPRIATE DIRECTIONS FOR USE BEFORE WORKING WITH THIS PRODUCT.

Disinfectant, Cleaner, Mildewstat, Fungicide, (Non-Food Contact) Sanitizer (for nonfood contact surfaces), Virucide*, Deodorizer for Whirlpool, Hotels & Motels, Waterbed Conditioner, Industrial, Homes, Households, Schools, Dairy, Equine, Poultry/Turkey Farm, Veterinary, Restaurant, Food Handling and Process Areas, Federally Inspected Meat and Poultry Plants, Bar and Institutional Kitchen Use. Effective in hard water up to 200 ppm hardness as a disinfectant and non-food contact sanitizer (Calculated as CaCO₃) in the presence of 5% serum contamination **REGISTERED IN WATERBEDS IN CA**

with COMMENTS

in EPA Letter Dated:

JUN 26 2013

Athletic Surface Disinfectant.
 Formulated for effective Poultry Sanitation.
 Formulated for effective Swine Premise Sanitation.
 Formulated for effective Mushroom Farm Sanitation.
 Small Fly Ovicidal Treatment
 (Product of USA) (Made in the USA)

ACTIVE INGREDIENTS:

- Alkyl (C₁₄ 60%, C₁₆ 30%, C₁₂ 5%, C₁₈ 5%) dimethyl benzyl ammonium chloride..... 2.7125%
- Alkyl (C₁₂ 68%, C₁₄ 32%) dimethyl ethylbenzyl ammonium chloride 2.7125%
- INERT INGREDIENTS:** 94.5750%
- TOTAL:** 100.0000%

KEEP OUT OF REACH OF CHILDREN
DANGER PELIGRO
 See (left) (back) (side) (right) panel (of label) (below) for (additional precautionary statements) (and) (first aid statements).

First Aid

Have the product container or label with you when calling a poison control center or doctor, or going for treatment.
IF ON SKIN OR CLOTHING: Take off contaminated clothing. Rinse skin immediately with plenty of water for 15-20 minutes. Call a poison control center or doctor for treatment advice.
IF IN EYES: Hold eye open and rinse slowly and gently with water for 15-20 minutes. Remove contact lenses, if present, after the first 5 minutes, then continue rinsing eye. Call a poison control center or doctor for treatment advice.
IF SWALLOWED: Call a poison control center or doctor immediately for treatment advice. Have person sip a glass of water if able to swallow. Do not induce vomiting unless told to do so by a poison control center or doctor. Do not give anything by mouth to an unconscious person.
IF INHALED: Move person to fresh air. If person is not breathing, call 911 or an ambulance, then give artificial respiration, preferably mouth-to-mouth, if possible. Call a poison control center or doctor for further treatment advice.
NOTE TO PHYSICIAN: Probable mucosal damage may contraindicate the use of gastric lavage.

(Note to reviewer: There are alternate statements in parenthesis on this label. This is being done to give our customers a choice of wording. Only one statement in parenthesis will be used in each section of this label.)

(Note to reviewer: The Table of Contents will not be on any label. This is for our customer's reference only. The page numbers will change as the label changes.)

Table of Contents

Description	Page No.
Organism List	2
Marketing Claims	3
General	
Non-Food Contact Sanitization	
Non-Food Contact Sanitization	12
Food Processing Premises	12
Disinfection	18
Non-Food Contact Sanitization	14
Animal Premises	17
Disinfection	18
Barber/Salon	18
Disinfection	18
Non-Food Contact Sanitization	18
Restroom/Bathroom	18
Fungicide/Mold & Mildew	21
Deodorization/Cleaning	21
Other	21
Disinfection	28
Non-Food Contact Sanitization	28

**ACCEPTED
with COMMENTS
JUN 26 2013**

Under the Federal Insecticide, Fungicide, and Rodenticide Act as amended, for the pesticide registered under EPA Reg. No. 100394-120

ORGANISM LIST

(Note to reviewer: Brackets [] indicate that one option within the brackets must be used if that marketing statement is for use in the final label text. Each option within the brackets is enclosed in a set of parenthesis ().)
(Note: For reference use only. This is a list of all organisms covered by this label. Please see appropriate Directions for Use for proper use dilution.)

DISINFECTION PERFORMANCE IN NON-MEDICAL FACILITIES (Households, Schools, Restaurants, Food Services, Beverage and Food Processing Plants and Other Non-Medical Facilities): [(This product (Product Name)) is bactericidal according to the AOAC Use Dilution Test method according to the virucidal* qualification on hard nonporous (inanimate) (environmental) surfaces, modified in the presence of 5% organic serum against:

- Acinetobacter baumannii* (ATCC 19606)
- Acinetobacter calcoaceticus* (ATCC 51432)
- Acinetobacter anitratus* (ATCC 49137)
- Campylobacter jejuni* (ATCC 29428)
- Enterococcus faecalis* (ATCC 19433)
- Enterococcus faecalis* (Gentamycin Resistant)
- Enterococcus faecalis* (Vancomycin Resistant) (VRE)
- Enterococcus faecium* (Vancomycin Resistant) (VRE)
- Escherichia coli* (ATCC 8739)
- Escherichia coli* (Methicillin Resistant)
- Escherichia coli* (Oxacillin Resistant) (ATCC 1344) (Not for use in California.)
- Escherichia coli* O157:H7 (ATCC 35150)
- Klebsiella pneumoniae* (ATCC 4352)
- Klebsiella pneumoniae* (Methicillin Resistant)

- Listeria monocytogenes* (ATCC 984)
- Salmonella enterica* (ATCC 10708)
- Salmonella typhi* (ATCC 6539)
- Salmonella typhimurium* (ATCC 14028) (Not for use in California.)
- Serratia marcescens* (Environmental Isolate) (Not for use in California.)
- Shigella dysenteriae* (ATCC 9361)
- Shigella flexneri* (ATCC 12022) (Not for use in California.)
- Shigella sonnei* (ATCC 9290)
- Staphylococcus aureus* (ATCC 6538)
- Staphylococcus aureus* Multiple Antibiotic Resistant (Clinical Isolate)
- Staphylococcus aureus* (Methicillin Resistant) (MRSA) (ATCC 33591)
- Staphylococcus aureus* (Vancomycin Sensitive) (Not for use in California.)
- Streptococcus pyogenes*

VIRUCIDAL* PERFORMANCE: [(This product (Product Name)) was evaluated in the presence of 5% serum and found to be effective against the following viruses on hard nonporous (inanimate) (environmental) surfaces:

- Avian Influenza A (H5N1) virus
- Human Coronavirus (ATCC VR-740)
- Hepatitis B virus (HBV)
- Hepatitis C virus (HCV)
- Herpes Simplex virus Type 1 (ATCC VR-260)
- Herpes Simplex virus Type 2 (ATCC VR-734)
- HIV-1 (AIDS Virus)
- Infectious Bronchitis Virus
- Influenza A (H1N1) virus (ATCC VR-1469)
- Influenza A/PR Virus (ATCC VR-95)

ANIMAL PREMISE VIRUCIDAL* PERFORMANCE: [(This product (Product Name)) was evaluated in the presence of 5% serum and found to be effective against the following viruses on hard nonporous (inanimate) (environmental) surfaces:

- Avian Influenza A (H5N1) virus
- Avian influenza A/Turkey/Wisconsin virus
- Infectious Bovine Rhinotracheitis virus (IBR)
- Canine Distemper virus
- Canine Coronavirus (ATCC VR-809)
- Equine Arteritis virus
- Infectious Avian Laryngotracheitis virus
- Newcastle disease virus
- Porcine Respiratory & Reproductive Virus (PRRSV)
- Porcine Rotavirus
- Pseudorabies virus
- Transmissible Gastroenteritis virus (TGE) (ATCC VR-743)

FUNGICIDAL AGAINST: [(This product (Product Name)), when modified in the presence of 5% organic serum, is effective on hard, non-porous (inanimate) (environmental) surfaces against the following:

- Aspergillus niger* (ATCC 6275)
- Trichophyton mentagrophytes* (ATCC 9533)
- Candida albicans* (ATCC 10231)

NON-FOOD CONTACT SANITIZING PERFORMANCE: [(This product (Product Name)) is an effective one-step sanitizer on hard, non-porous (inanimate) (environmental) surfaces against:

ACCEPTED

with COMMENTS

in EPA letter dated: JUN 20 2006

- Escherichia coli* (ATCC 8739)
- Escherichia coli* O157:H7 (ATCC 35150)
- Enterococcus faecalis* (ATCC 19433)
- Klebsiella pneumoniae* (ATCC 4352)
- Staphylococcus aureus* (ATCC 6538)
- Salmonella enterica* (ATCC 10708)

Under the Federal Insecticide, Fungicide, and Rodenticide Act as amended for the pesticide.

MARKETING CLAIMS

(Note to reviewer: The following is considered optional marketing language. All deodorizing marketing claims are to be used on fragranced formulations only.)

(Note to reviewer: Brackets [] indicate that one option within the brackets must be used if that marketing statement is for use in the final label text. Each option within the brackets is enclosed in a set of parentheses ().)

[(Maquat® 64 EBC) (This product) (Product Name)] is for use on hard, non-porous (inanimate) (environmental) surfaces in:

- Central supply, housekeeping & janitorial rooms.
- Day care centers, nurseries, sick rooms, elder care centers, kindergartens, and preschools.
- Life care retirement communities, elder care facilities.
- Restaurants, restaurants and bars, bars, kitchens, taverns, cafeterias, institutional kitchens, fast food operations and food storage areas.
- Supermarkets, convenience stores, retail and wholesale establishments, department stores, shopping malls, gift shops, video stores, bookstores, dressing rooms and laundries, photocopy centers, bicycle shops, auto repair centers.
- Computer manufacturing sites, toy factories.
- Food establishments, coffee shops, donut shops, bagel stores, pizza parlors, liquor stores.
- Crime scenes and funeral homes, morgues, mortuaries, burial vaults, mausoleums, autopsy rooms, cadaver processing areas.
- Police stations, courthouses, correctional facilities, jails, prisons, penitentiaries, correctional institutions, municipal government buildings, bus stations, train stations.
- Institutional facilities, laboratories, factories, business and office buildings, breakrooms, restrooms, hotels and motels, and transportation terminals, maintenance vehicles.
- Public restrooms, public facilities, waysides, travel rest areas, shower rooms, bathrooms, shower and bath areas.
- Hotels, motels, dormitories.
- Kitchens, bathrooms and other household areas.
- Homes (households), condos, apartments, vacation cottages, summer homes.
- Institutions, schools and colleges, commercial and industrial sites, churches, classrooms, community colleges, universities, athletic facilities and locker rooms, exercise rooms, exercise facilities, gyms, gymnasiums, fieldhouses.
- Cosmetic manufacturing facilities, medical device manufacturing facilities, biotechnology firms, pharmaceutical manufacturing facilities, warehouses.
- Health clubs, spas, tanning salons, tanning spas, massage/ facial salons, hair/nail/pedicure salons, barber/beauty shops, salons, tattoo parlors.

- Museums, art galleries, post offices, performance/theater centers, banks, libraries, movie houses, bowling alleys.
 - Recycling centers.
 - Humidifier water tanks.
 - Campgrounds, playgrounds, recreational facilities, picnic facilities, sports arenas, sports complexes.
 - Whirlpools.
 - Food (preparation) (and) (storage) areas.
 - Food processing plants, USDA inspected food-processing facilities, farms, dairy farms, hog farms, equine farms, poultry and turkey farms and egg processing plants, meat/poultry processing plants, meat/poultry producing establishments, mushroom farms, rendering plants, canneries, caterers, bakeries, meat packing plants, hide and leather processing plants.
 - Processing facilities for Fish, Wine, Milk, Citrus, Fruit, Vegetable, Ice Cream and Potatoes, and beverage plants.
 - Tobacco plant premise.
 - Veterinary clinics, animal life science laboratories, animal laboratories, animal research centers, animal quarantine areas, animal holding areas, animal breeding facilities, kennels, dog/cat animal kennels, animal breeding facilities, breeding and grooming establishments, pet animal quarters, zoos, pet shops, tack shops, operating rooms, washing areas, waiting rooms, examination rooms and other animal care facilities.
 - Farmhouses, barns, sheds, tool sheds, cattle barns, swine barns, sheep barns, horse barns, brooder houses, seed houses.
 - Household and automotive garages, boats, ships, barges, watercraft, campers, RV's, trailers, mobile homes, cars, automobiles, trucks, delivery trucks, boxcars, tankers, tank trucks, buses, trains, taxis and airplanes, helicopters.
 - Cruise lines, cruise ships, airline terminals, airports, shipping terminals, public transportation, transportation terminals.
 - Commercial florist and flower shops.
 - Basements, cellars, bedrooms, attics, living rooms, porches.
- [(Maquat® 64 EBC) (This product) (Product Name)] [(when used as directed) (can be used) (is formulated to disinfect) (is formulated for use)] on (washable) hard, non-porous (inanimate) (environmental) surfaces such as:
- Storage areas.
 - Kitchen equipment such as trash compactors.
 - Countertops (counters), sinks (bathroom, kitchen), tub surfaces, and non-food contact surfaces of Slurry® machines, and exterior surfaces of refrigerators, ice machines, and microwaves (microwave ovens), coolers (refrigerator exteriors), freezers, (stoves) stovetops, countertop laminates, appliances, non-food contact equipment, shelves, racks and carts.
 - Ultrasonic baths, whirlpool bathtubs.
 - Highchairs, baby cribs, diaper changing stations, infant bassinets/cribs/warmers/incubators/care equipment, folding tables, hampers, laundry pails.

[(This product (Product Name)] is a complete, chemically balanced disinfectant/non-food contact sanitizer that provides clear use solutions even in the presence of hard water.

[(This product (Product Name)] is an economical concentrate that can be used with a mop and bucket, trigger sprayers, sponge, or by soaking.

[(This product (Product Name)] can be applied with trigger sprayers, foaming apparatus, and [(fogging) (wet misting)] systems. Follow the manufacturer's instructions when using this equipment.

[(This product (Product Name)] delivers non-acid disinfection performance in an economical concentrate.
Antibacterial.
Under the Federal Insecticide, Fungicide, and Rodenticide Act as amended, for the pesticide, 16394-120 [(this product (Product Name)] is an effective bactericide, virucide* and fungicide in the presence of organic soil (5% blood serum).

[(This product (Product Name)] is effective against household germs (bacteria).
[(This product (Product Name)] cleans, shines, deodorizes and disinfects all hard non-porous (household) (inanimate) (environmental) surfaces listed on the label.

Disinfects (and sanitizes) kitchen surfaces (bathroom surfaces and floors). Kills germs. Kills household bacteria.

Kills common (kitchen) (and) (or) (bathroom) [(germs) (bacteria) (and) (viruses)].

[(This product (Product Name)] is for use as a disinfectant on hard, non-porous (inanimate) (environmental) surfaces (at 850 ppm active).

Kills (99.9% of) (any disinfection organism listed) (above) (below) on hard, non-porous (inanimate) (environmental) surfaces.

Kills (99.9% of) (common) (household) [(kitchen) germs (on (the) floor(s)).
Kills (99.9% of) (household) [(kitchen) bacteria -and/or- germs ((that get) tracked into your -or- home) (by shoes -and/or- pets -and/or- kids) (from outside) (every day).

Kills (99.9% of) (kitchen) (bathroom) (household) bacteria (on (the) floor(s)) (ordinary dish soap can't).

Kills -and/or- (helps(s)) eliminate(s) -and/or- disinfects -and/or- destroy(s) -and/or- remove(s) -and/or- (help(s)) get(s) rid of -and/or- reduces -and/or- fights -and/or- effective against (99.9% of) (the) (common) (list use site/surface) (bacteria -and/or- viruses) -or- germs.

Kills -and/or- (helps(s)) eliminate(s) -and/or- disinfects -and/or- destroy(s) -and/or- remove(s) -and/or- (help(s)) get(s) rid of -and/or- reduces -and/or- fights -and/or- effective against (99.9% of) (the) ((bacteria -and/or- viruses) (and other germs)) -or- germs ((commonly) found in -or- on (the) (list use site/surface).

Kills -and/or- (helps(s)) eliminate(s) -and/or- disinfects -and/or- destroy(s) -and/or- remove(s) -and/or- (help(s)) get(s) rid of -and/or- reduces -and/or- fights -and/or- effective against (99.9% of) (the) ((bacteria -and/or- viruses) (and other germs)) -or- germs ((commonly) found on (the) (list use site/surface) surfaces your kids -and/or- pets (may) touch every day.

Kills -and/or- (helps(s)) eliminate(s) -and/or- disinfects -and/or- destroy(s) -and/or- remove(s) -and/or- (help(s)) get(s) rid of -and/or- reduces -and/or- fights -and/or- effective against (99.9% of) (common) (household) (bacteria -and/or- viruses) (and other germs)) -or- germs (on) (your) (children's) toys.

Kills -and/or- (helps(s)) eliminate(s) -and/or- disinfects -and/or- destroy(s) -and/or- remove(s) -and/or- (help(s)) get(s) rid of -and/or- reduces -and/or- fights -and/or- effective against (99.9% of) (list disinfectant organism) ((commonly) found -in/or- on (the) (list use site/surface)).

Kills -and/or- (helps(s)) eliminate(s) -and/or- disinfects -and/or- destroy(s) -and/or- remove(s) -and/or- (help(s)) get(s) rid of -and/or- reduces -and/or- fights -and/or- effective against (99.9% of) (the) flu (influenza) virus ((commonly) found -in/or- on (the) (list use site/surface)). (Note: Must have Influenza A or Avian Influenza virus listed on label to use this marketing claim.)

Kills -and/or- (helps(s)) eliminate(s) -and/or- disinfects -and/or- destroy(s) -and/or- remove(s) -and/or- (help(s)) get(s) rid of -and/or- reduces -and/or- fights -and/or- effective against (the) (list use site/surface) (from) (99.9% of) (common) (household) ((bacteria -and/or- viruses) (and other germs)) -or- germs (this season -or- flu season).

Kills bacteria on (the) surfaces (your kids -and/or- pets touch every day).

(Kills) (Eliminate(s)) (Remove(s)) (Get(s) rid of) (99.9% of) (the) germs -and/or- bacteria -and/or- viruses (in your home -and/or- (office -or- work (place) (environment) (school) (classroom) (kitchen)).

For use in (automated dilution systems) (automated) (dilution systems) (Dilution System trade name).

Contains no fragrances. (Note: to be used only with non-fragrance formulas)

This product contains no fragrances. (Note: to be used only with non-fragrance formulas)

Fragrance-Free (Note: to be used only with non-fragrance formulas)

This detergent/disinfectant has been designed specifically for schools, food processing plants, food service establishments and other institutions where housekeeping is of prime importance.

[(This product (Product Name)] is a one-step germicidal (disinfectant) cleaner and deodorant (odor-counteractant) (odor neutralizer) designed for general cleaning, (and) disinfecting, (deodorizing) (and controlling mold and mildew on) (of) hard, non-porous environmental surfaces. [(This product (Product Name)] cleans quickly by removing dirt, grime, mold, mildew, food residue, body oils, dead skin, blood and other organic matter commonly found in schools and colleges, (day care centers), funeral homes, veterinary clinics, pet shops, (equine farms), animal life science laboratories, hotels, motels, public areas and restaurants, foodservice establishments (restaurants,) and federally inspected meat and poultry establishments (food (processing) plants). [(This product (Product Name)] (also) eliminates odors leaving (restroom) surfaces smelling clean and fresh. Use where odors are a problem.

[(This product (Product Name)] is for use as a sanitizer on hard, non-porous, non-food contact (inanimate) (environmental) surfaces (850 ppm active).

[(This product (Product Name)] is an effective one-step sanitizer/cleaner for use on hard nonporous (inanimate) (environmental) non-food contact surfaces.

[(This product (Product Name)] is an effective sanitizer in the presence of soils on hard nonporous (inanimate) (environmental) non-food contact surfaces.
Effective sanitizer in the presence of soils.

[(This product (Product Name)] is an effective disinfectant/non-food contact sanitizer in the presence of 5% serum contamination.

Effective sanitizer in the presence of 5% serum contamination.
Sanitizes kitchen surfaces (bathroom surfaces and floors).
Institutional Disinfectant.

[(This product) (Product Name)] is a versatile sanitizer and broad-spectrum disinfectant formulated for use in Ultrasonic Baths (Ultrasonic cleaning units).

Kill Avian Influenza A (H5N1) virus on pre-cleaned environmental surfaces.

*Respiratory illnesses attributable to Pandemic 2009 H1N1 are caused by influenza A virus. [(This product) (Product Name)] is a broad-spectrum hard surface disinfectant that has been shown to be effective against influenza A virus tested and listed on the label and is expected to inactivate all influenza A viruses including Pandemic 2009 H1N1 (formerly called swine flu).

*[(This product) (Product Name)] has demonstrated effectiveness against influenza A virus and is expected to inactivate all influenza A viruses including Pandemic 2009 H1N1 influenza A virus.

*[(This product) (Product Name)] has demonstrated effectiveness against influenza A virus tested and listed on the label and is expected to inactivate all influenza A viruses including Pandemic 2009 H1N1 (formerly called swine flu).

*Kills Pandemic 2009 H1N1 influenza A virus (formerly called swine flu).

*Kills Pandemic 2009 H1N1 influenza A virus.

[(This product) (Product Name)] has passed the Virucidal Efficacy of a Disinfectant for Use on Inanimate Environmental Surfaces Utilizing Influenza A (H1N1) virus.

[(This product) (Product Name)] has demonstrated effectiveness against Influenza A (H1N1) virus.

[(This product) (Product Name)] kills Influenza A (H1N1) virus. COMMENTS
in EPA Letter Dated:

Kills Influenza A (H1N1) virus on pre-cleaned environmental surfaces.

Kill (Avian) Influenza A virus (H5N1) on pre-cleaned environmental surfaces.

Kills (H1N1) Influenza virus.

Kills (H5N1) Influenza virus.

Kills (insert virus name from approved organism listing for this product) virus. Under the Federal Insecticide, Fungicide, and Rodenticide Act as amended, by the pesticide, 16034-130
[(This product) (Product Name)] is a one-step neutral disinfectant that is effective against a broad spectrum of bacteria, is virucidal* (including HIV-1, HCV & HBV), fungicidal and inhibits the growth of mold and mildew and their odors when used as directed.

[(This product) (Product Name)] has passed the Virucidal Efficacy of a Disinfectant for Use on Inanimate Environmental Surfaces Utilizing (Duck) Hepatitis B Virus. (The description "Duck" must be used in California)

[(This product) (Product Name)] has passed the Virucidal Efficacy of a Disinfectant for Use on Inanimate Environmental Surfaces Utilizing Bovine Viral Diarrhea Virus BVDV (surrogate for human Hepatitis C virus).

[(This product) (Product Name)] has passed the Virucidal Efficacy of a Disinfectant for Use on Inanimate Environmental Surfaces Utilizing Hepatitis C Virus (HCV). (Not for use in California)

[(This product) (Product Name)] is for use on hard non-porous nonfood contact surfaces as a disinfectant and sanitizer in Cleanroom, and Laboratory areas such as Laminar-

airflow equipment and BioSafety Cabinet work surfaces and exterior surfaces of the following: countertops, sinks, plumbing fixture surfaces, and incubators, Refrigerators and Centrifuge surfaces of metal, stainless steel, glass, plastic (such as polystyrene or polypropylene), Formica®, and vinyl.

[(This product) (Product Name)] cleans, disinfects and deodorizes (hard, non-porous environmental surfaces) in one step (with no rinsing required). [(Its non-abrasive formula is designed for use) (Use daily)] on (the following) hard, non-porous environmental surfaces: vinyl, painted surfaces, plastic (surfaces), glazed ceramic, glazed porcelain, chrome, stainless steel, brass, copper, laminated surfaces and baked enamel surfaces associated with floors, walls, ceilings, tables, chairs, countertops, telephones, fixtures, glazed tile, toilets, toilet bowls, urinals, sinks found in shower rooms, and locker rooms. It can also be used to preclean and disinfect (food establishments, restaurants, (commercial kitchens) & restrooms) any washable (food and non-food contact) surface (where disinfection is required). Do not use on glasses, dishes, utensils, or interior surfaces of appliances.

Use (this product) (Product Name) to clean, sanitize and disinfect non-porous ambulance equipment and surfaces by rinsing all equipment that comes in prolo contact with skin before reuse with clean warm water (about 120°F), and allow to air. (Precaution: Cleaning at 120°F temperature will avoid overheating and distortion of the ambulance equipment and surfaces that would necessitate replacement.)

[(This product) (Product Name)] is a versatile cleaner, broad-spectrum disinfectant and sanitizer formulated for use on bath and therapy equipment (Whirlpools).
Non-Food Contact Sanitizer.

[(This product) (Product Name)] is not for use on dishes, glassware or eating utensils.

[(Eliminates) (Kills)] 99.9% of (bacteria) (germs) (such as) [(Salmonella enterica) (Salmonella)] and [(Escherichia coli) (E. coli)] commonly found on (kitchen) (and) (bathroom) hard nonporous surfaces (in less than 5 minutes) when used as a sanitizer.

Kills 99.9% of bacteria (germs) like [(Salmonella enterica) (Salmonella)], [(Escherichia coli) (E. coli)], and [(Klebsiella pneumoniae) (Klebsiella)] on (kitchen) (and) (bathroom) hard nonporous surfaces (and floors) in 3 minutes when used as a sanitizer.

[(Escherichia coli) (E. coli)], [(Salmonella enterica) (Salmonella)], and [(Staphylococcus aureus) (Staph)] are common germs found where food is prepared and stored. [(This product) (Product Name)] kills these [(germs) (bacteria)] and helps prevent cross contamination on (treated) kitchen surfaces listed on this label.

[(This product) (Product Name)] is effective against the control of small flies on hard nonporous non-food contact surfaces such as floors, walls, drains, countertops, metal surfaces, painted surfaces, glazed porcelain, glazed tile, glass, chrome, rubber, and plastic in restaurants, kitchens, dishwashing areas, and bar and wait station areas.

[(This product) (Product Name)] cleans by removing dirt, grime and food soils in food preparation and processing areas. Its non-abrasive formula will not [(harm) (scratch)] surfaces. It cleans, disinfects and eliminates odors leaving surfaces smelling clean and fresh. Use where odors are a problem.

[(This product) (Product Name)] has passed the Virucidal Efficacy of a Disinfectant for Use on Inanimate Environmental Surfaces Utilizing Human (and Canine) Coronavirus.

[(This product) (Product Name)] has passed the Virucidal Efficacy of a Disinfectant for Use on Inanimate Environmental Surfaces Utilizing and Canine Coronavirus.

[(This product) (Product Name)] provides long lasting freshness against tough (pet) odors such as odors from litter boxes and pet accidents.

[(This product) (Product Name)] is a versatile Disinfectant & Sanitizer for Veterinarian, Veterinary Practice, Animal Care, Animal Laboratory, and Agricultural and Farm Premise applications.

[(This product) (Product Name)] cleans by removing dirt, grime, mold, mildew, blood, urine, fecal matter and other common soils found in animal housing facilities, livestock, swine or poultry facilities, grooming facilities, farms, kennels, pet stores, veterinary clinics, laboratories or other small animal facilities. It (also) eliminates odors leaving surfaces smelling clean and fresh.

[(This product) (Product Name)] can be used to disinfect, clean and deodorize terrarium and small animal cages, hot rock, substrate and other hard nonporous (inanimate) (environmental) cage [(equipment) (furniture) (plastic terrarium ornaments) (heat caves) (and) (water dishes)]. (Use on hot rocks not allowed in CA)

[(This product) (Product Name)] cleans, disinfects and deodorizes (hard, non-porous (inanimate) (environmental) surfaces) in one step. [(Its non-abrasive formula is designed for use) (Use daily) (Use daily to clean and disinfect)] on (hard, non-porous (inanimate) (environmental) surfaces): plated or stainless steel, aluminum, chrome, glazed porcelain, glazed tile, laminated surfaces (associated with floors, walls, countertops, cages, kennels, animal equipment) found in [(barns, pens and stalls) (animal housing facilities)].

[(This product) (Product Name)] has been designed for veterinarians, animal groomers, hair stylists, barbers and beauticians, for use in disinfecting and maintaining clippers. It acts as a viricide* and bactericide while also cleaning. Regular use will help to maintain blades that operate with reduced friction and with smoother clipping action. Will help to prolong equipment life. [(This product) (Product Name)] is designed for use in pet salons, animal hospitals, barber and beauty shops. [(When used) as directed it will disinfect metal clipper blades as well as many other common surfaces (inanimate) (environmental) surfaces].

[(This product) (Product Name)] cleans rodent soiled areas.

[(This product) (Product Name)] is for use in Poultry Processing Areas (Facilities) Under the Poultry Processing Area in EPA Registered Poultry Buildings

- Egg Receiving Area
- Egg Holding Area
- Setter Room
- Farrowing Barns and Areas
- Waterers and Feeders
- Hauling Equipment
- Dressing Plants
- Loading Equipment
- Nursery
- Blocks
- Creep Area
- Chutes

[(This product) (Product Name)] is for use in Swine Premise Sanitation:

FUNGICIDAL ACTIVITY: [(This product) (Product Name)] is effective against Trichophyton mentagrophytes (athlete's foot fungus) (a cause of Ringworm) (a cause of Ringworm of the foot) on inanimate surfaces in the presence of 5% blood serum in locker rooms, dressing rooms, shower and bath areas and exercise facilities.

Kills Athlete's Foot fungus in the bathroom.

[(This product) (Product Name)] is an effective fungicide against Trichophyton mentagrophytes (the athlete's foot fungus) when used on surfaces in areas such as locker rooms, dressing rooms, shower and bath areas, exercise facilities.

[(This product) (Product Name)] inhibits bacterial growth on moist surfaces and deodorizes by killing microorganisms that cause offensive odors. (Not for use in CA)

[(This product) (Product Name)] is effective at controlling [(mold and mildew) (odor)] on shower curtains.

[(It) (This product) (Product Name)] inhibits the growth of mold and mildew, leaving bathrooms and kitchens clean and fresh smelling.

Eliminates odors caused by bacteria (and) (mildew) (and) (non-fresh foods).

[(This product) (Product Name)] is for non-scratch cleaning of showers and tubs, shower doors and curtains, fixtures and toilet bowls.

[(This product) (Product Name)], will not leave a grit or soap scum.

[(This product) (Product Name)] is a (concentrated) non-acid (bowl and) bathroom cleaner, which cleans, disinfects and deodorizes in one easy step. It cleans, disinfects and deodorizes surfaces by killing many odor-causing microorganisms and mold and mildew. [(Its non-abrasive formula is designed for use) (Use daily)] on hard, non-porous (inanimate) (environmental) restroom surfaces: glazed ceramic (restroom) tile, glazed porcelain, chrome, stainless steel and plastic surfaces associated with floors, walls, fixtures, toilets, urinals, sinks, shower rooms and locker rooms.

[(This product) (Product Name)] can be used in work areas such as tool rooms (garages for odor control and light duty cleaning).

Great for use [(on) (in the)] [(kitchen), (bathroom), (floors) (and) (other household areas)]. [(Removes) (eliminates)] odors. Deodorizes. Will not harm most surfaces.

[(This product) (Product Name)] [(maximizes) (improves)] labor results by effectively controlling odors.

When used as directed, [(this product) (Product Name)] will deodorize surfaces in restroom and toilet areas, behind and under sinks and counters, garbage cans and garbage storage areas, and other places where bacterial growth can cause malodors.

[(This product) (Product Name)] [(controls) (reduces) (eliminates) (neutralizes) (destroys)] odors to make your [(home) (kitchen) (bathroom)] sanitary.

[(This product) (Product Name)] neutralizes musty odors and tough odors from smoke, pet accidents, and spills on contact.

[(This product) (Product Name)] is specially formulated to effectively eliminate offensive odors caused by mold and mildew.

[(This product) (Product Name)] is effective against odors caused by animal waste, septic tank or sewage backup, smoke and bathroom and kitchen odors.

[(This product) (Product Name)] is for use in household and commercial humidifiers. Use [(of) (this Product) (Product Name)] will control unpleasant [(malodors) (odors)].

Humidifier Bacteria-Algae treatment is a bacteriostat which can control the build-up of bacteria and algae in water tanks of portable, (evaporative) humidifiers. (Not for use in CA)

[(This product) (Product Name)] is a one-step cleaner and [(deodorant) (odor counteractant) (odor-neutralizer)] designed for [(general cleaning), (and) (disinfecting), (deodorizing) (and controlling mold and mildew)] on hard, non-porous (inanimate) (environmental) surfaces.

[(This product) (Product Name)] cleans, disinfects and deodorizes surfaces by killing odor causing microorganisms and mold and mildew. Its non-abrasive formula is designed for use on (restroom surfaces): glazed ceramic (restroom) tile, glazed porcelain, chrome, stainless steel and plastic surfaces associated with floors, walls, fixtures, toilets, urinals, sinks, shower rooms, and locker rooms.

Kills germs while it cleans.

Kills odor causing bacteria in the [(kitchen) (bathroom)].

[(Malodor Activity) (Odor) (Counteractancy)] - [(eliminates) (destroys)] odors and odor-causing bacteria on hard nonporous (inanimate) (environmental) surfaces in restroom areas, behind and under sinks and counters, and storage areas (and other hard nonporous (inanimate) (environmental) surfaces) where bacterial growth can cause malodors).

Controls the growth of odor-causing and slime-forming bacteria used in waterbed uses. Controls odors caused by bacteria. Prevents bubbles in pesticides, conditions vinyl interior, sequesters minerals. (Not for use in CA in EPA Letter Dated: JUN 26 2003)

Cleans everyday kitchen messes.
Cleans kitchen surfaces and food preparation areas.
One-step cleaner.
Cleans and shines.

Will not harm most surfaces. For a cleaner, fresher home. Removes stains.
Removes dirt. Non-staining. Clear formula.

Cleans everyday kitchen messes like dirt, grease and food stains. Cuts through tough grease and grime.
Floor cleaner.

[(This product) (Product Name)] provides effective cleaning strength that will not dull most metal-interlock floor finishes, and does not require a rinse prior to recoat.

[(This product) (Product Name)] is formulated to a neutral pH, yet provides effective cleaning strength that will not dull high gloss floor finishes with repeated use.

[(This product) (Product Name)] is for use in kitchens, bathrooms, and other household areas.

[(This product) (Product Name)] is a multi-surface cleaner, deodorizer and disinfectant. Use on windows, mirrors, and other non-food contact glass surfaces.

[(This product) (Product Name)] is a neutral pH multi surface cleaner, deodorizer and disinfectant. Use on windows, mirrors, and other non-food contact glass surfaces.

For use in households.

Use (this product) (Product Name) to disinfect non-porous salon/barber tools and instruments such as combs, clippers, brushes, trimmers, razors, plastic rollers, scissors, blades, tweezers, baths and manicure instruments, pedicure instruments and footbath surfaces.

Use (this product) (Product Name) to sanitize and disinfect non-porous salon/barber tools and instruments such as combs, brushes, scissors, clippers, plastic rollers, trimmers, razors, blades, tweezers, baths and manicure instruments, and pedicure instruments.

[(This product) (Product Name)] is an effective antimicrobial cleaner designed for use by wholesale and retail florists, shippers and green houses.

When used as directed, [(this product) (Product Name)] will disinfect hard, non-porous (inanimate) (environmental) surfaces such as flower buckets, floors and walls of coolers, design and packing benches and countertops.

[(This product) (Product Name)] can be relied on to deodorize coolers, buckets, garbage pails and other areas where obnoxious odors develop.

Use (this product) (Product Name) to clean, disinfect and deodorize flower buckets, walls and floors of coolers, shippers, greenhouse packing areas, garbage pails and other areas where obnoxious odors develop.

[(This product) (Product Name)] can be used as a general purpose antimicrobial detergent in florist shops, wholesale florist, shippers, greenhouse packing areas and other commercial floriculture places for efficient cleaning and antimicrobial action against certain bacteria which cause: (Not for use in California.)

1. Plugging of stems with slime, which reduces uptake of water for various flowers including roses, chrysanthemums, gladioli and tulips.
2. Production of ethylene gas, which can injure blooms of the various sensitive flowers including carnations, snapdragons, some orchids, baby's breath, sweet peas, freesia and alstroemeria.

Use (this product) (Product Name) to clean, sanitize and disinfect hard, non-porous (inanimate) (environmental) surfaces of personal protective safety equipment, protective headgear, athletic helmets, wrestling/boxing headgear, athletic shoe soles, hard hats, half mask respirators, full face breathing apparatus, gas masks, goggles, spectacles, headphones, face shields, hearing protectors and hard non-porous surfaces of muffs. Rinse all equipment that comes in prolonged contact with skin before reuse with clean warm water (about 120°F), and allow to air dry. (Precaution: Cleaning at 120°F temperature will avoid overheating and distortion of the personal safety equipment that would necessitate replacement.)

Use to clean and disinfect non-medical (i.e. industrial and fire fighting) respirators in industrial, commercial and institutional premises.

Use [(on) (to clean and disinfect)] non-porous athletic mats, wrestling mats, gymnastic mats, exercise equipment and training tables.

[(This product) (Product Name)] is efficient and stable in use dilution.

DIRECTIONS FOR USE

(Note to reviewer: Brackets [] indicate that one option within the brackets MUST be used in the final label text. Each option within the brackets is enclosed in a set of parenthesis ().)
(Note to reviewer: The following statement will be used on all labels.)

It is a violation of Federal Law to use [(this product) (Product Name)] in a manner inconsistent with its labeling.

(Note to reviewer: The following statement will be used on all labels with applicable use site kitchens and food processing areas, except for Fogging directions for use.)

Before using [(this product) (Product name)], food products and packaging materials must be removed from the room or carefully protected. Do not use (this product) (Product name) to clean or disinfect glassware, utensils, dishes or interior surfaces of appliances.

OR

Before use in federally inspected meat and poultry food processing plants and dairies, food products and packaging materials must be removed from room or carefully protected.

OR

Before using [(this product) (Product Name)], food products and packaging materials must be removed from the room or carefully protected.

DISINFECTION PERFORMANCE IN NON-MEDICAL FACILITIES (Households, Schools, Restaurants, Food Services, Dairies, Farms, Beverage and Food Processing Plants and Other Non-Medical Facilities): At 2 ounces (or (this product)

(Product Name)) per (one) (1) gallon of water use level (or equivalent use dilution) (850 ppm active quat) and with a contact time of 10 minutes, (this product) (Product Name) is bactericidal according to the AOAC Use Dilution Test method on hard nonporous (inanimate) (environmental) surfaces modified in the presence of 200 ppm hard water (CaCO₃) and 5% serum against:

Acinetobacter baumannii (ATCC 19606)
Acinetobacter calcoaceticus (ATCC 57432)
Acinetobacter anitratus (ATCC 49137)
Campylobacter jejuni (ATCC 29428)
Enterococcus faecalis (ATCC 19433)
Enterococcus faecalis (Gentamycin Resistant)
Enterococcus faecalis (Vancomycin Resistant) (VRE)
Enterococcus faecium (Vancomycin Resistant) (VRE)
Escherichia coli (ATCC 8739)
Escherichia coli (Methicillin Resistant)
Escherichia coli (Oxacillin Resistant) (ATCC 1344) (Not for use in California.)
Escherichia coli O157:H7 (ATCC 35750)
Klebsiella pneumoniae (ATCC 4352)
Klebsiella pneumoniae (Methicillin Resistant)
Listeria monocytogenes (ATCC 984)
Salmonella enterica (ATCC 10708)
Salmonella typhi (ATCC 6539)
Salmonella typhimurium (ATCC 14028) (Not for use in California.)
Serratia marcescens (Environmental Isolate) (Not for use in California.)
Shigella dysenteriae (ATCC 9361)
Shigella flexneri (ATCC 12022) (Not for use in California.)
Shigella sonnei (ATCC 9290)
Staphylococcus aureus (ATCC 6538)
Staphylococcus aureus Multiple Antibiotic Resistant (Clinical Isolate)
Staphylococcus aureus (Methicillin Resistant) (MRSA) (ATCC 33591)
Staphylococcus aureus (Vancomycin Sensitive) (Not for use in California.)
Streptococcus pyogenes

VIRUCIDAL* PERFORMANCE: At 2 ounces (of (this product) (Product Name)) per (one) (1) gallon of water (1:64) use level (or equivalent use dilution), (this product) (Product Name) was evaluated in the presence of 5% serum with a 10-minute contact time and found to be effective against the following viruses on hard nonporous (inanimate) (environmental) surfaces:

Avian Influenza A (H5N1) virus
Human Coronavirus (ATCC VR-740)
Hepatitis B virus (HBV)
Hepatitis C virus (HCV)
Herpes Simplex virus Type 1 (ATCC VR-260)
Herpes Simplex virus Type 2 (ATCC VR-734)
HIV-1 (AIDS Virus)
Infectious Bronchitis Virus
Influenza A (H1N1) virus (ATCC VR-1469)
Influenza A/PR Virus (ATCC VR-95)

At 2 ounces (of (this product) (Product Name)) per (one) (1) gallon of water (or equivalent use dilution) (850 ppm active quat) (and in the presence of 200 ppm hard water (CaCO₃)) (and) (100% serum), (this product) (Product Name) was proven to be effective against (Duck) Hepatitis B Virus with a contact time of 10 minutes. (The description "Duck" must be used in California).

At 2 ounces (of (this product) (Product Name)) per (one) (1) gallon (or equivalent use dilution) (850 ppm active quat) in the presence of 5% organic load, (this product) (Product Name) was proven to be effective against (Duck) Hepatitis B Virus (HBV) and

Bovine Viral Diarrhea Virus BVDV (surrogate for human Hepatitis C virus) with a contact time of 10 minutes. (The description "Duck" must be used in California).

At 2 ounces (of (this product) (Product Name)) per (one) (1) gallon (or equivalent use dilution) (850 ppm active quat) in the presence of 200 ppm hard water (CaCO₃) and 5% organic load, [(this product) (Product Name)] was proven to be effective against Hepatitis C Virus (HCV) with a contact time of 10 minutes. (Not for use in California)

NON-FOOD CONTACT SANITIZING PERFORMANCE: At 2 ounces (of (this product) (product name)) per (one) (1) gallon of water use-level (850 ppm active) (or equivalent use dilution), (this product) (Product Name) was evaluated in the presence of 5% serum and a 3-minute contact time and is an effective one-step sanitizer against the following on hard non-porous (inanimate) (environmental) surfaces:

Escherichia coli (ATCC 8739)
Escherichia coli O157:H7 (ATCC 35750)
Enterococcus faecalis (ATCC 19433)
Klebsiella pneumoniae (ATCC 4352)
Staphylococcus aureus (ATCC 6538)
Salmonella enterica (ATCC 10708)

FUNGICIDAL PERFORMANCE: When used as directed at [(a) 1:64 dilution rate, 2 fluid ounce (of (this product) (product name)) per (one) (1) gallon of water) (850 ppm active) (or equivalent use dilution) and a 10-minute contact time, (this product) (Product Name) is highly effective against the following on hard non-porous (inanimate) (environmental) surfaces:

Aspergillus niger (ATCC 6275)
Trichophyton mentagrophytes (ATCC 9533)
Candida albicans (ATCC 10231)

PREPARATION OF DISINFECTION/FUNGICIDAL/VIRUCIDAL* USE SOLUTION:

For heavily soiled areas, a preliminary cleaning is required. [(Add) (Mix)] [(2-ounces) ((a) (one) 2-ounces packet)] (of (this product) (product name)) [(per) (to) (with)] [(one) (1)] gallon of water (1:64) to disinfect hard, non-porous (inanimate) (environmental) surfaces. Apply use solution using a brush, cloth, mop, sponge, auto scrubber or foam gun (device), or mechanical spray device ((hand pump) coarse pump or trigger spray device) or by immersion so as to thoroughly wet surface. For sprayer applications, spray 6-8 inches from surface. Do not breathe spray. Rub with brush, cloth, or sponge. Treated surfaces must remain wet for 10 minutes. [(Rinse) (Wipe up excess liquid (with a paper towel)) (Allow to air dry)]. [(Rinsing) of floors is not necessary unless they are waxed or polished] (**Rinse all treated surfaces that come in contact with food on countertops, appliances, tables and stovetops with potable water before reuse). Change cloth, sponge or towels frequently to avoid redeposition of soil. [(A fresh solution must be prepared) (Prepare a fresh solution)] at least daily or when use solution becomes visibly [(diluted) (soiled) (dirty)]. (**Note to reviewer: This statement will be used on all labels except for labels of products used exclusively on floors.)

VIRUCIDAL* PERFORMANCE: For heavily soiled areas, a preliminary cleaning is required. Apply 2 ounces per (one) (1) gallon of water (850 ppm active) (or equivalent use dilution) to surfaces, thoroughly wetting, with a brush, cloth, mop, sponge, auto scrubber or foam gun (device) or mechanical spray device ((hand pump) coarse pump or trigger spray device) or by immersion. For sprayer applications, spray 6-8 inches from surface. Do not breathe spray. Rub with brush, cloth, or sponge. Treated hard, non-porous (inanimate) (environmental) surfaces must remain wet for ten (10) minutes. [(Rinse) (Wipe up excess liquid (with a paper towel)) (Allow to air dry)]. Change cloth, sponge or towels frequently to avoid redeposition of soil. [(A fresh solution must be

ACCEPTED
with COMMENTS
in EPA Water Dated:

JUN 26 2013
Product Insecticide, Fungicide, and Rodenticide Act as Pesticide, under EPA Reg. No. 16304-120

prepared) (Prepare a fresh solution)] at least daily or when use solution becomes visibly [(diluted) (soiled) (dirty)].

CLEANING AND DISINFECTION: For heavily soiled areas, a pre-cleaning step is required. For one-step cleaning and disinfection, use a 2-ounces (of this product) (Product Name) per (one) (1) gallon of water use solution (1:64) (850 ppm active) (or equivalent use dilution). Apply use solution to hard nonporous (inanimate) (environmental) surfaces using a brush, sponge, cloth, mop, auto scrubber or foam gun (device) or mechanical spray device ((hand pump) coarse pump or trigger spray device) or by immersion so as to thoroughly wet surface. For sprayer applications, spray 6-8 inches from surface. Do not breathe spray. Rub with brush, cloth, or sponge. Allow surfaces to remain wet for 10 minutes. [(Rinse) (Wipe up excess liquid (with a paper towel)) (Allow to air dry)]. Change cloth, sponge or towels frequently to avoid redeposition of soil. [(A fresh solution must be prepared) (Prepare a fresh solution)] at least daily or when use solution becomes visibly [(diluted) (soiled) (dirty)].

FOR USE AS A ONE-STEP CLEANER/DISINFECTANT:

1. Pre-clean heavily soiled areas.
2. Apply (use solution of) 2 ounces (of (this product) (product name)) per (one) (1) gallon of water (850 ppm active) (or equivalent use dilution) to hard, non-porous (inanimate) (environmental) surfaces using a sponge, brush, cloth, mop, auto scrubber or foam gun (device) or mechanical spray device ((hand pump) coarse pump or trigger spray device) or by immersion. For sprayer applications, spray 6-8 inches from surface. Do not breathe spray.
3. Rub with brush, cloth, or sponge.
4. To disinfect, all surfaces must remain wet for ten (10) minutes.
5. [(Rinse) (Wipe up excess liquid (with a paper towel)) (Allow to air dry)].
6. Change cloth, sponge or towels frequently to avoid redeposition of soil. [(A fresh solution must be prepared) (Prepare a fresh solution)] at least daily or when use solution becomes visibly [(diluted) (soiled) (dirty)].

PREPARATION OF NON-FOOD CONTACT SANITIZER USE SOLUTION: For heavily soiled areas, a preliminary cleaning is required. [(Add) (Mix)] [(2-ounces) ((a) (one) 2-ounces packet)] (of (this product) (product name)) [(per) (to) (with)] [(one) (1)] gallon of water (or equivalent use dilution) (850 ppm active) (1:64). Apply sanitizer use solution to hard, non-porous (inanimate) (environmental) non-food contact surfaces with a brush, cloth, mop, sponge, auto scrubber or foam gun (device), mechanical spray device ((hand pump) coarse pump or trigger spray device) or by immersion so as to thoroughly wet surface to be sanitized. For spray applications, spray 6-8 inches from surface. Do not breathe spray. Rub with brush, cloth, or sponge. Treated surfaces must remain wet for 5 minutes. [(Rinse) (Wipe up excess liquid (with a paper towel)) (Allow to air dry)]. Change cloth, sponge or towels frequently to avoid redeposition of soil. [(A fresh solution must be prepared) (Prepare a fresh solution)] at least daily or when use solution becomes visibly [(diluted) (soiled) (dirty)].

TO SANITIZE (AND DEODORIZE): For heavily soiled areas, a preliminary cleaning is required. Apply sanitizer use solution of 2 ounces (of (this product) (Product Name)) per (one) (1) gallon of water to hard, non-porous (inanimate) (environmental) non-food contact surfaces, thoroughly wetting surfaces as required. Apply with a brush, cloth, mop, sponge, auto scrubber or foam gun (device) or mechanical spray device ((hand pump) coarse pump or trigger spray device) or by immersion. For spray applications, spray 6-8 inches from surface. Do not breathe spray. Rub with brush, cloth, or sponge. Let stand for 5 minutes. [(Rinse) (Wipe up excess liquid (with a paper towel)) (Allow surfaces to air dry)]. Change cloth, sponge or towels frequently to avoid redeposition of

soil. [(A fresh solution must be prepared) (Prepare a fresh solution)] at least daily or when use solution becomes visibly [(diluted) (soiled) (dirty)].

FOR DISINFECTING HARD, NON-POROUS (INANIMATE) (ENVIRONMENTAL) SURFACES AGAINST INFLUENZA A (H1N1) VIRUS: For use in homes, hotels, motels and schools and other non-animal use sites, follow the **PREPARATION OF DISINFECTION/VIRUCIDAL*/FUNGICIDAL USE SOLUTION** directions.

FOR DISINFECTING HARD, NON-POROUS (INANIMATE) (ENVIRONMENTAL) SURFACES AGAINST AVIAN INFLUENZA A (H5N1) VIRUS: For use in homes, hotels, motels and schools and other non-animal use sites, follow the **PREPARATION OF DISINFECTION/VIRUCIDAL*/FUNGICIDAL USE SOLUTION** directions. (OR) For use in animal housing facilities, follow the **SPECIAL INSTRUCTIONS FOR INACTIVATING AVIAN INFLUENZA A (H5N1) VIRUS** in the Animal Premise section.

DISINFECTION/FUNGICIDAL/VIRUCIDAL* - INSTITUTIONS and NON-MEDICAL DILUTION CHART

Ounces of ACCEPTED Product Comments	Amount of Water
1/2 ounce	1 quart
1 ounce	1/2 Gallon
2 ounces	1 gallon
4 ounces	2 1/2 gallons
8 ounces	5 gallons
16 ounces	10 gallons

DILUTION GUIDE:

- For General or Broad Spectrum claims, 10334-100
- For Public Health Virucidal* claims, 2 oz/1 gal. water
- For Animal Virucidal* claims, 2 oz/1 gal. water
- For Non-Food Contact Sanitizing claims, 2 oz/1 gal. water
- For Fungicidal/Mold and Mildew claims, 2 oz/1 gal. water

FOOD PROCESSING PREMISES

DIRECTIONS FOR FOOD PROCESSING PLANTS: For use on non-food contact hard nonporous (inanimate) (environmental) surfaces such as floors, walls, tables, garbage cans and disposal areas. Follow the **PREPARATION OF DISINFECTION/VIRUCIDAL*/FUNGICIDAL USE SOLUTION** use directions.

DIRECTIONS FOR FOOD STORAGE AREAS: For use on non-food contact hard nonporous (inanimate) (environmental) surfaces such as shelves, floors, walls and tables. Follow the **PREPARATION OF DISINFECTION/VIRUCIDAL*/FUNGICIDAL USE SOLUTION** use directions.

FOR USE AS A CLEANER/DISINFECTANT IN FOOD PROCESSING PLANTS:

1. For heavily soiled areas, thoroughly clean surface prior to disinfecting.
2. Apply use solution of 2 oz (of (this product) (Product Name)) per (one) (1) gallon of water evenly over hard nonporous (inanimate) (environmental) surfaces using a brush, cloth, mop, sponge, auto scrubber or foam gun (device) or mechanical spray device ((hand pump) coarse pump or trigger spray device) or by immersion. Be sure to wet all surfaces thoroughly. For spray applications, spray 6-8 inches from surface. Do not breathe spray. Rub with brush, cloth, or sponge.
3. Allow product to remain on surface for ten (10) minutes.
4. [(Wipe with clean cloth, sponge or paper towel) (Wipe up excess liquid (with a paper towel))]. Change cloth, sponge or towels frequently to avoid redeposition of soil.

to 1165 ppm active) at all entrances to buildings, hatcheries, production and packaging rooms by using a foam generating machine or aerator to apply foam layer. Follow the foaming directions as specified by the manufacturer of the foam generator/aerator. Scrape waterproof shoes. Stand and/or walk through foamed area for 3 minutes prior to entering area. Foam area must be washed and replaced at least daily or when it appears visibly [(dirty) (soiled) (diluted)].

(For food processing or other facilities that have installed entryway sanitizing systems)

ENTRYWAY SANITIZING SYSTEMS: To prevent cross contamination from area to area, set the system to deliver 2 oz. (of (this product) (Product Name)) per (one) (1) gallon of water (850 ppm active) (or equivalent use dilution) of sanitizing solution. The [(spray) (foam)] must cover the entire path of the doorway. Set the system so that a continuous wet blanket of sanitizer solution is delivered to the floor.

Do not mix other foam additives to the sanitizing solution.

GLOVE SPRAY SANITIZER DIRECTIONS: Gloves must be sanitized before wearing. To prevent cross contamination from area to area in animals areas and the packaging and storage areas of food plants, spray pre-washed (plastic, latex, or other synthetic rubber) gloves with enough freshly made sanitizing solution to cover the gloves. **Do not let sanitizing solution come into contact with the exposed skin.** Make up the sanitizing solution by adding 2 ounces of [(this product) (Product Name)] per (one) (1) gallon of water (or equivalent use dilution) (850 ppm active). Apply use solution prior to [(usage) (wearing)] using a coarse spray device, completely covering glove surfaces with use solution. After applying solution, allow gloves to remain wet for 5 minutes. Let air dry thoroughly before wearing gloves. **NO POTABLE WATER RINSE IS ALLOWED.** Change the sanitizing solution at least daily or when solution appears visibly [(dirty) (soiled) (diluted)].

MUSHROOM FARM INDUSTRY USE DIRECTIONS

Site Preparation: The first step in any on-going sanitation program must be the removal of gross contamination and debris. This may be accomplished by using a shovel, broom, or vacuum, depending on the area to be disinfected.

Disinfection: For heavily soiled areas, pre-clean first. Use a 2-ounces (of (this product) (Product Name)) per (one) (1) gallon of water (or equivalent dilution) use solution. Wet all hard nonporous (inanimate) (environmental) surfaces thoroughly. Treated surfaces must be allowed to remain wet for 10 minutes. Let air-dry. Prepare a fresh solution for each use.

For Heavy Duty Cleaning: When greater cleaning is desired, use a 4-ounces (of (this product) (Product Name)) per (one) (1) gallon of water (or equivalent dilution) use solution. Heavily soiled areas may require repeated cleaning before treatment.

DO NOT APPLY TO THE MUSHROOM CROP, COMPOST OR CASING. Rinse treated surfaces with potable water before they contact the crop, compost or casing.

ANIMAL PREMISES

(Note to reviewer: The following statement will be used with all of the use directions in this section except terrarium and small animal cage, reptile tank and fogging directions.)

Prior to use (of (this product) (Product Name)), cover or remove all food and packaging material before disinfection and remove all animals and feeds from [(premises) (areas to be treated)], animal transportation vehicles (trucks, cars), and enclosures (coops, crates, kennels, stables). Remove all litter, droppings and manure from floors, walls and surfaces of barns, pens, stalls, chutes and other surfaces of facilities and fixtures occupied or traversed by poultry or other animals. Empty all troughs, racks and other

feeding and watering appliances. Thoroughly clean surfaces with soap or detergent and rinse with water.

ANIMAL PREMISE VIRUCIDAL* PERFORMANCE: At a 2-ounces (of (this product) (Product Name)) per (one) (1) gallon (1:64) use level, [(this product) (Product Name)] was evaluated in the presence of 5% serum and with a 10-minute contact time and found to be effective against the following viruses on hard nonporous (inanimate) (environmental) surfaces:

Avian Influenza A (H5N1) virus
Avian influenza A/Turkey/Wisconsin virus
Infectious Bovine Rhinotracheitis virus (IBR)
Canine Distemper virus
Canine Coronavirus (ATCC VR-809)
Equine Arteritis virus
Infectious Avian Laryngotracheitis virus
Newcastle disease virus
Porcine Respiratory & Reproductive Virus (PRRSV)
Porcine Rotavirus
Pseudorabies virus
Transmissible Gastroenteritis virus (TGE) (ATCC VR-743)

ACCEPTED
DOCUMENTS
Date: _____

JUN 26 2013

Antimicrobial Pesticide,
Fungicide, and Rodenticide Act as
amended, for the pesticide,
registered under EPA Reg. No. 1632X-100

GENERAL APPLICATION USE DIRECTIONS: [(Saturate with) (Use) (Apply)] disinfecting or virucidal* solution of 2 oz. (of (this product) (Product Name)) per (one) (1) gallon of water (or equivalent use dilution) (850 ppm active) to hard nonporous (inanimate) (environmental) surfaces so as to wet thoroughly. Apply by cloth, mop, brush, sponge, auto scrubber or foam gun (device) or mechanical spray device (hand pump) coarse pump or trigger spray device) or by immersion. For spray applications, spray 6-8 inches from surface. Do not breathe spray. Rub with brush, cloth, or sponge. Allow surfaces to remain wet for a period of 10 minutes. Immerse all halters, and other types of hard nonporous (inanimate) (environmental) equipment used in handling and restraining animals, as well as forks, shovels, and scrapers used for removing litter and manure in the use solution. Ventilate buildings, coops and other closed spaces. Do not house animals or employ equipment until treatment has been absorbed, set or dried. Thoroughly scrub all treated feed racks, troughs, automatic feeders, fountains and waterers and other treated equipment which can contact food or water with soap or detergent, and rinse with potable water before reuse. Change cloth, sponge or towels frequently to avoid redeposition of soil. [(A fresh solution must be prepared) (Prepare a fresh solution)] at least daily or when use solution becomes visibly [(diluted) (soiled) (dirty)].

VETERINARY CLINICS/ANIMAL LIFE SCIENCE LABORATORY/ANIMAL CARE FACILITIES/ANIMAL RESEARCH CENTERS/ANIMAL LABORATORY/ANIMAL QUARANTINE AREAS/ANIMAL BREEDING FACILITIES/ZOOS/PET SHOP/ANIMAL HUSBANDRY/KENNELS/BREEDING AND GROOMING ESTABLISHMENTS/TACK SHOPS DISINFECTION DIRECTIONS: For cleaning and disinfecting (the following) hard non-porous (inanimate) (environmental) surfaces ((in the following (premises) (areas to be treated)) ((such as equipment, utensils, instruments, cages, kennels, stables, stalls and catteries, and other (hard-nonporous (inanimate) (environmental) surfaces)), [(saturate with) (use) (apply)] a use solution of 2 ounces (of (this product) (Product Name)) per (one) (1) gallon of water (or equivalent dilution) (850 ppm active) so as to wet thoroughly. Apply by cloth, mop, brush, sponge, auto scrubber or foam gun (device) or mechanical spray device (hand pump) coarse pump or trigger spray device) or by immersion. For spray applications, spray 6-8 inches from surface. Do not breathe spray. Rub with brush, cloth, or sponge. Allow surfaces to remain wet for a period of 10 minutes. Immerse all halters and other types of hard, non-porous

(inanimate) (environmental) equipment used in handling and restraining animals as well as forks, shovels, scrapers used in removing litter and manure in the use solution. Ventilate buildings and other closed spaces. Do not house animals or employ equipment until treatment has been absorbed, set or dried. Thoroughly scrub all treated feed racks, automatic feeders, waterers and other treated equipment that dispense food or water with soap or detergent, and rinse with potable water before reuse. Change cloth, sponge or towels frequently to avoid redeposition of soil. [(A fresh solution must be prepared) (Prepare a fresh solution)] at least daily or when use solution becomes visibly [(diluted) (soiled) (dirty)].

DRESSING PLANT AND RENDERING PLANT DISINFECTION/FUNGICIDE/VIRUCIDE* USE DIRECTIONS: [(Saturate with) (Use) (Apply)] disinfecting or virucidal* solution of 2 oz. (of (this product) (Product Name)) per (one) (1) gallon of water (or equivalent use dilution) (850 ppm active) to hard nonporous (inanimate) (environmental) surfaces (such as walls, floors, loading platforms, and other hard nonporous (inanimate) (environmental) surfaces) in poultry and animal dressing plants so as to wet thoroughly. Apply by cloth, mop, brush, sponge, auto scrubber or foam gun (device) or mechanical spray device ((hand pump) coarse pump or trigger spray device) or by immersion. For spray applications, spray 6-8 inches from surface. Do not breathe the spray. Rub with brush, cloth, or sponge. Surfaces must remain wet for 10 minutes then thoroughly rinsed with potable water before operations are resumed. Change cloth, sponge or towels frequently to avoid redeposition of soil. [(A fresh solution must be prepared) (Prepare a fresh solution)] at least daily or when use solution becomes visibly [(diluted) (soiled) (dirty)].

TERRARIUM AND SMALL ANIMAL CAGE AND CAGE FURNITURE DISINFECTION: Animals frequently defecate on hot rocks and other hard non-porous (inanimate) (environmental) cage furniture items inside your terrarium. This can result in high bacteria and ammonia levels that can lead to possible infection/disease in your animals. When used regularly, [(this product) (Product Name)] can eliminate these high bacterial/ammonia levels in your cage and on your cage furniture items. (Use on hot rocks not allowed in CA.)

1. Remove all animals.
2. Thoroughly clean all surfaces and objects (hot rocks, caves, cage furniture, feeding and watering dishes, and appliances) including the substrate in the terrarium or cage with soap or detergent and rinse with water.
3. Saturate all hard nonporous (inanimate) (environmental) surfaces (such as floors, walls, cages and other washable hard nonporous (inanimate) (environmental) surfaces with the disinfecting and virucidal* solution of 2 ounces (of (this product) (Product Name)) per (one) (1) gallon of water (or equivalent use dilution) (850 ppm active quat) so as to wet thoroughly.
4. Apply by cloth, mop, brush, sponge, auto scrubber or foam gun (device) or mechanical spray device ((hand pump) coarse pump or trigger spray device) or by immersion. For spray applications, spray 6-8 inches from surface. Do not breathe spray. Rub with brush, cloth, or sponge. For smaller surfaces, use a trigger spray bottle to spray all surfaces with solution until wet.
5. Allow surfaces to remain wet for a period of 10 minutes.
6. Saturate gravel as above and let stand for 10 minutes. Place in bucket of clean water and swirl for 15-30 seconds. Thoroughly air dry before returning to terrarium.
7. Thoroughly scrub all treated surfaces (except gravel) with soap or detergent and rinse with potable water before reuse.
8. Do not return animals to the habitat until it is dry and ventilated.

9. Clean terrarium at least once weekly or more as needed. Change cloth, sponge or towels frequently to avoid redeposition of soil.

10. [(A fresh solution must be prepared) (Prepare a fresh solution)] at least daily or when use solution becomes visibly [(diluted) (soiled) (dirty)].

Note: Do not apply (this product) (Product Name) directly onto the small animal. If [(this product) (Product Name)] comes into contact with the small animal's skin, then immediately wash the material off of the animal with lukewarm water. If the small animal ingests [(this product) (Product Name)], contact your veterinarian immediately. Substrates for desert terrariums (i.e. gravel) must be completely dry before returning to terrarium to avoid high humidity levels. Always replace substrate if a foul odor persists.

REPTILE TANK CLEANING AND DISINFECTION DIRECTIONS: Remove all reptiles from the [(enclosure) (tank)] prior to cleaning and disinfecting. Remove all litter or drippings from surfaces. Empty all equipment used for feeding or watering reptiles. Thoroughly clean all surfaces with soap or detergent and rinse with water. [(Saturate with) (Use) (Apply)] disinfecting and virucidal* solution of 2 oz. (of (this product) (Product Name)) per (one) (1) gallon of water (or equivalent dilution) (850 ppm active) to hard nonporous (inanimate) (environmental) surfaces (of the enclosure) (to Apply by cloth, mop, brush, sponge, auto scrubber or foam gun (device) or mechanical spray device ((hand pump) coarse pump or trigger spray device) or by immersion until thoroughly wet. For spray applications, spray 6-8 inches from surface. Do not breathe spray. Allow surfaces to remain wet for 10 minutes. Wipe dry (with a paper towel). Rinse all surfaces that come in contact with food with potable water before reuse. Allow the [(enclosure) (tank)] to ventilate for a minimum of 10-15 minutes before replacing the reptiles. Change cloth, sponge or towels frequently to avoid redeposition of soil. [(A fresh solution must be prepared) (Prepare a fresh solution)] at least daily or when use solution becomes visibly [(diluted) (soiled) (dirty)].

Note: Do not apply (this product) (Product Name) directly onto the reptile. If [(this product) (product name)] comes into contact with the reptile's skin, then immediately wash the material off of the animal with lukewarm water. If the reptile ingests [(this product) (Product Name)], contact your veterinarian immediately.

FARM PREMISE DISINFECTION DIRECTIONS

FARM PREMISE USE (Equine, Poultry/Turkey, Dairy and Hog Farms): Do not use in milking stalls, milking parlors or milk houses. [(Saturate with) (Use) (Apply)] 2 oz (of (this product) (Product Name)) per (one) (1) gallon of water to hard nonporous (inanimate) (environmental) surfaces. Allow (hard nonporous (inanimate) (environmental)) surfaces to remain wet for a period of 10 minutes. Apply by cloth, brush, sponge, auto scrubber or foam gun (device) or mechanical spray device ((hand pump) coarse pump or trigger spray device) or by immersion. For spray applications, spray 6-8 inches from surface. Do not breathe spray. Immerse all halters and other types of equipment used in handling and restraining animals as well as forks, shovels and scrapers used in removing litter and manure. Ventilate buildings, cars, trucks, boats and other closed spaces. Do not house livestock or employ equipment until treatment has been absorbed, set or dried. Thoroughly scrub all treated feed racks, mangers, automatic feeders, fountains and waterers and other treated equipment with soap or detergent and rinse with potable water before reuse. Change cloth, sponge or towels frequently to avoid redeposition of soil. [(A fresh solution must be prepared) (Prepare a fresh solution)] at least daily or when use solution becomes visibly [(diluted) (soiled) (dirty)].

Under the Federal Insecticide, Fungicide, and Rodenticide Act
EPA Reg. No. 10334-1-90
Registered under EPA Reg. No. 10334-1-90

FOR USE IN EQUINE, DAIRY AND HOG FARMS:

1. [(Saturate with) (Use) (Apply)] a 2-oz (of (this product) (Product Name)) per (one) (1) gallon of water use solution to all hard nonporous (inanimate) (environmental) surfaces.
2. Apply by cloth, mop, brush, sponge, auto scrubber or foam gun (device) or mechanical spray device ((hand pump) coarse pump or trigger spray device) or by immersion. For spray applications, spray 6-8 inches from surface. Do not breathe spray.
3. Immerse all halters and other types of equipment used in handling and restraining animals as well as forks, shovels, scrapers used in removing litter and manure.
4. Allow all surfaces to remain wet for a period of 10 minutes.
5. Ventilate buildings, cars, trucks, boats and other closed spaces. Do not house livestock or employ equipment until treatment has been absorbed, set and dried.
6. Thoroughly scrub all treated feed racks, mangers, troughs, automatic feeders, fountains and waterers and other treated equipment with soap or detergent and rinse with potable water before reuse.
7. Change cloth, sponge or towels frequently to avoid redeposition of soil.
8. [(A fresh solution must be prepared) (Prepare a fresh solution)] at least daily or when use solution becomes visibly [(diluted) (soiled) (dirty)].

VEAL, CALVING, HOG, CATTLE AND HORSE OPERATIONS:

Between depopulations of facilities, cleaning and disinfection of pens, hutches, aisles and other environmental surfaces can be required. Flush soils from these areas. [(Saturate with) (Use) (Apply)], the disinfecting and virucidal* solution of 2 oz. (of (this product) (Product Name)) per (one) (1) gallon of water to hard nonporous (inanimate) (environmental) surfaces and allow to remain wet for a period of 10 minutes. Apply by cloth, mop, brush, sponge, auto scrubber or foam gun (device) or mechanical spray device ((hand pump) coarse pump or trigger spray device) or by immersion. For spray applications, spray 6-8 inches from surface. Do not breathe spray. Immerse all halters, ropes and other types of hard nonporous (inanimate) (environmental) equipment used in handling and restraining animals as well as forks, shovels and scrapers used in removing litter and manure. Ventilate buildings, cars, trucks, boats and other closed spaces. Do not house livestock or employ equipment until treatment has been absorbed, set or dried. Thoroughly scrub all treated feed racks, mangers, troughs, automatic feeders, fountains, troughs and other treated equipment with soap or detergent and rinse with potable water before reuse. Change cloth, sponge or towels frequently to avoid redeposition of soil. [(A fresh solution must be prepared) (Prepare a fresh solution)] at least daily or when use solution becomes visibly [(diluted) (soiled) (dirty)].

FOR USE IN THE TREATMENT OF ANIMAL HOUSING FACILITIES:

1. [(Apply) (Use) (Saturate with)] (the disinfecting and virucidal* solution of (2-ounces) (of (this product) (Product Name)) per (one) (1) gallon of water) (or equivalent use dilution) (850 ppm active quat) to hard nonporous (inanimate) (environmental) surfaces (such as floors, walls, cages and other washable hard nonporous (inanimate) (environmental) surfaces).
2. Apply by cloth, mop, brush, sponge, auto scrubber or foam gun (device) or mechanical spray device ((hand pump) coarse pump or trigger spray device) or by immersion. For spray applications, spray 6-8 inches from surface. Do not breathe spray. For smaller surfaces, use a trigger spray bottle to spray all surfaces with solution until wet.
3. Immerse all halters and other types of hard nonporous (inanimate) (environmental) equipment used in handling and restraining animals as well as forks, shovels, scrapers used in removing litter and manure.
4. All treated surfaces must remain wet for ten (10) minutes.

5. Ventilate buildings, cars, trucks, boats and other closed spaces. Do not house [(animals) (livestock)] or employ equipment until [(treatment has been absorbed, set and dried) (product has dried)].
6. Thoroughly scrub all treated feed racks, mangers, troughs, automatic feeders, fountains, waterers and other treated equipment with soap or detergent and rinse with potable water before reuse.
7. Change cloth, sponge or towels frequently to avoid redeposition of soil.
8. [(A fresh solution must be prepared) (Prepare a fresh solution)] at least daily or when use solution becomes visibly [(diluted) (soiled) (dirty)].

POULTRY (AND SWINE) PREMISE SANITATION SITE PREPARATION

Site Preparation: The first step in any on-going sanitation program must be the removal of gross contamination and debris. This can be accomplished using a shovel, broom, or vacuum depending on the area to be disinfected. The efficacy of even the most efficient germicidal cleaner is reduced in the presence of heavy organic matter. Once the heavy debris is eliminated thoroughly clean all surfaces with soap or detergent and rinse with water.

DISINFECTION/FUNGICIDE/VIRUCIDE* OF POULTRY/TURKEY EQUIPMENT, SWINE QUARTERS, LIVESTOCK FARMS, EQUINE QUARTERS, ANIMAL QUARTERS AND KENNELS DIRECTIONS: [(Use) (Saturate with) (Apply)] 2 ounces (of (this product) (Product Name)) per (one) (1) gallon of water to hard nonporous (inanimate) (environmental) surfaces (or equivalent use dilution) (850 ppm active quat). Apply by cloth, mop, brush, sponge, auto scrubber or foam gun (device) or mechanical spray device ((hand pump) coarse pump or trigger spray device) or by immersion. For spray applications, spray 6-8 inches from surface. Do not breathe spray. Allow surfaces to remain wet for a period of 10 minutes. Immerse all halters and other types of hard nonporous (inanimate) (environmental) equipment used in handling and restraining animals, as well as forks, shovels, and scrapers used for removing litter and manure. After application, ventilate buildings, coops and other closed spaces. Do not house poultry or other animals or employ equipment until treatment has been absorbed, set or dried. Thoroughly scrub [(all treated equipment) (OR) (feed racks, mangers, troughs, automatic feeders, fountains and waterers and other treated equipment)] which may contact food and water with soap or detergent and rinse with potable water before reuse. Change cloth, sponge or towels frequently to avoid redeposition of soil. [(A fresh solution must be prepared) (Prepare a fresh solution)] at least daily or when use solution becomes visibly [(diluted) (soiled) (dirty)].

HATCHERIES: Use 2 ounces (of (this product) (Product Name)) per (one) (1) gal. [(water) (or equivalent use dilution)]. Apply to hard, non-porous (inanimate) (environmental) surfaces such as hatches, setters, trays, racks, egg flats, walls, floors, ceilings, chickboxes, egg cases, trash containers, carts, sexing tables, delivery trucks, vans and other hard non-porous (inanimate) (environmental) surfaces. Apply by cloth, mop, brush, sponge, auto scrubber or foam gun (device) or mechanical spray device ((hand pump) coarse pump or trigger spray device) or by immersion. For spray applications, spray 6-8 inches from surface. Do not breathe spray. Leave all treated surfaces [(exposed to solution) (wet)] for 10 minutes or more. Rinse treated surfaces with potable water before reuse. Allow surface to air dry. Change cloth, sponge or towels frequently to avoid redeposition of soil. [(A fresh solution must be prepared) (Prepare a fresh solution)] at least daily or when use solution becomes visibly [(diluted) (soiled) (dirty)].

VEHICLES: Clean all vehicles hard nonporous (inanimate) (environmental) surfaces including mats, crates, cabs, and wheels with high-pressure water and [(this product) (Product Name)]. Use 2 ounces (of (this product) (Product Name)) per (one) (1) gallon

of water (or equivalent use dilution). Apply by cloth, mop, brush, sponge, auto scrubber or foam gun (device) or mechanical spray device ((hand pump) coarse pump or trigger spray device) or by immersion. For spray applications, spray 6-8 inches from surface. Do not breathe spray. Leave all treated surfaces exposed to solution for 10 minutes or more and allow to air dry. Change cloth, sponge or towels frequently to avoid redeposition of soil. [(A fresh solution must be prepared) (Prepare a fresh solution) at least daily or when use solution becomes visibly [(diluted) (soiled) (dirty)]]

FOR USE IN LIVESTOCK, POULTRY AND TURKEY HOUSES EPA Letter Dated: _____

1. [(Saturate with) (Use) (Apply)] 2 oz (of (this product) (Product Name)) per (one) (1) gallon of water to hard nonporous (inanimate) (environmental) surfaces and allow surface to remain wet for a period of 10 minutes.
2. Apply by cloth, mop, brush, sponge, auto scrubber or foam gun (device) or mechanical spray device ((hand pump) coarse pump or trigger spray device) or by immersion. For spray applications, spray 6-8 inches from surface. Do not breathe spray.
3. Immerse all halters, ropes and other types of hard nonporous (inanimate) (environmental) equipment used in handling and restraining animals as well as forks, shovels, and scrapers used in removing litter and manure.
4. Ventilate buildings, cars, trucks, boats and other closed spaces. Do not house livestock or employ equipment until treatment has been absorbed, set and dried.
5. Thoroughly scrub all treated feed racks, mangers, troughs, automatic feeders, fountains, waterers and other treated equipment with soap or detergent and rinse with potable water before reuse.
6. Change cloth, sponge or towels frequently to avoid redeposition of soil.
7. [(A fresh solution must be prepared) (Prepare a fresh solution)] at least daily or when use solution becomes visibly [(diluted) (soiled) (dirty)].

DISINFECTANT DIRECTIONS FOR CHICK VANS, EGG TRUCKS HATCHERY and FARM VEHICLES: Clean all vehicle surfaces including mats, crates, cabs, and wheels, and other hard nonporous (inanimate) (environmental) surfaces with high-pressure water and [(this product) (Product Name)]. [(Saturate with) (Use) (Apply)] 2 oz. (of (this product) (Product Name)) per (one) (1) gallon of water (or equivalent use dilution) to treat all vehicle hard nonporous (inanimate) (environmental) surfaces. Leave all treated surfaces [(exposed to disinfectant solution) (wet)] for 10 minutes or more. Apply by cloth, mop, brush, sponge, auto scrubber or foam gun (device) or mechanical spray device ((hand pump) coarse pump or trigger spray device) or by immersion. For spray applications, spray 6-8 inches from surface. Do not breathe spray. Change cloth, sponge or towels frequently to avoid redeposition of soil. [(A fresh solution must be prepared) (Prepare a fresh solution)], at least daily or when use solution becomes visibly [(diluted) (soiled) (dirty)].

DISINFECTANT/IRUCIDAL* DIRECTIONS TO TREAT HARD NON-POROUS, NON-FOOD CONTACT SURFACES OF AUTOMATED TRAY, RACK AND BUGGY WASHERS: Mix a solution containing 2 oz. (of (this product) (Product Name)) per (one) (1) gallon of water (or equivalent dilution) (850 ppm active). Treat all hard non-porous, non-food contact (inanimate) (environmental) surfaces of automated trays, racks and buggy washers with solution for 10 minutes. Apply by cloth, mop, brush, sponge, auto scrubber or foam gun (device) or mechanical spray device ((hand pump) coarse pump or trigger spray device) or by immersion. For spray applications, spray 6-8 inches from surface. Do not breathe spray. Thoroughly clean all surfaces with soap or detergent and rinse with water before reuse. Change cloth, sponge or towels frequently to avoid redeposition of soil. [(A fresh solution must be prepared) (Prepare a fresh solution)] at least daily or when use solution becomes visibly [(diluted) (soiled) (dirty)].

DISINFECTANT/IRUCIDAL* DIRECTIONS TO TREAT HARD NON-POROUS, NON-FOOD CONTACT SURFACES IN EGG RECEIVING AND EGG HOLDING AREAS: Mix a solution containing 2 oz. (of (this product) (Product Name)) per (one) (1) gallon of water (or equivalent dilution) (850 ppm active). [(Saturate with) (Use) (Apply)] the solution to hard nonporous (inanimate) (environmental) surfaces and allow to remain wet for a period of 10 minutes. Apply by sponge, cloth, mop, brush, auto scrubber or foam gun (device) or mechanical spray device ((hand pump) coarse pump or trigger spray device) or by immersion. For sprayer applications, spray 6-8 inches from surface. Do not breathe spray. Thoroughly clean all surfaces with soap or detergent and rinse with water before reuse. Change cloth, sponge or towels frequently to avoid redeposition of soil. [(A fresh solution must be prepared) (Prepare a fresh solution)] at least daily or when use solution becomes visibly [(diluted) (soiled) (dirty)].

MEAT PACKING PLANTS: [(Use) (Apply)] [(this product) (Product Name)] to disinfect hard, non-porous (inanimate) (environmental) surfaces associated with the following sites: livestock vehicles and holding pens, receiving areas and delivery chutes, slaughter areas and conveyors, hand, rub and guide rails, post knock cabinets, stands and flooring surfaces, chains and moving process lines, surfaces of equipment for operations consisting of brine curing, hide transfer bin surfaces, chutes, conveyors, tallow and animal feed production surfaces, processed products and offal equipment surfaces, fabrication and processing areas covering cold storage areas, all stainless steel cut out and prep tables, counter tops, conveyors, chains, tables, floors, walls and all stainless surfaces. Use 2 ounces (of (this product) (Product Name)) per (one) (1) gallon of water solution (850 ppm active) (or equivalent use dilution). Apply by cloth, mop, brush, sponge, auto scrubber or foam gun (device) or mechanical spray device ((hand pump) coarse pump or trigger spray device) or by immersion. For spray applications, spray 6-8 inches from surface. Do not breathe spray. Rub with brush, cloth, or sponge. Surfaces must remain wet for 10 minutes then thoroughly rinsed with potable water before operations are resumed. All treated equipment that will contact animal feed or food surfaces must be thoroughly scrubbed with soap or detergent then rinsed with potable water before reuse. Change cloth, sponge or towels frequently to avoid redeposition of soil. [(A fresh solution must be prepared) (Prepare a fresh solution)] at least daily or when use solution becomes visibly [(diluted) (soiled) (dirty)].

HIDE/LEATHER PROCESSING PLANTS: To use as a disinfectant/fungicide on hard, non-porous (inanimate) (environmental) surfaces, add 2 ounces (of (this product) (Product Name)) to (one) (1) gallon of water (850 ppm active) (or equivalent use dilution). The product can be used on hide storage bins, holding tanks, chill serpentine tanks and chains, machine and tannery equipment surfaces, conveyors, trolleys, hide press, grading and storage areas and scales, etc. Apply use solution with a brush, cloth, mop, sponge, auto scrubber or foam gun (device) or mechanical spray device ((hand pump) coarse pump or trigger spray device) or by immersion thoroughly wetting surfaces. For sprayer applications, spray 6-8 inches from surface. Do not breathe spray. Treated surfaces must remain wet for 10 minutes. [(Wipe dry) (Wipe up excess liquid) (with a paper towel) (Allow to air dry)]. Change cloth, sponge or towels frequently to avoid redeposition of soil. [(A fresh solution must be prepared) (Prepare a fresh solution)] at least daily or when use solution becomes visibly [(diluted) (soiled) (dirty)].

SPECIAL INSTRUCTIONS FOR INACTIVATING AVIAN INFLUENZA A VIRUS (H1N1) (H5N1): [(Saturate with) (Use) (Apply)] the disinfecting solution of 2 oz (of (this product) (Product Name)) per gallon of water (850 ppm active) (equivalent use dilution) to all hard nonporous (inanimate) (environmental) surfaces and allow to remain wet for a period of 10 minutes. Apply by cloth, mop, brush, sponge, auto scrubber or foam gun

(device) or mechanical spray device ((hand pump) coarse pump or trigger spray device) or by immersion. For spray applications, spray 6-8 inches from surface. Do not breathe spray. Immerse all halters and other types of hard nonporous (inanimate) (environmental) equipment used in handling and restraining animals as well as forks, shovels, and scrapers used in removing litter and manure. Ventilate buildings, coops, and other closed spaces. Do not house poultry or employ equipment until treatment has been absorbed, set, or dried. Thoroughly scrub treated feed racks, troughs, automatic feeders, fountains, and waterers, and other treated equipment with soap or detergent, and rinse with potable water before reuse. Change cloth, sponge or towels frequently to avoid redeposition of soil. [(A fresh solution must be prepared) (Prepare a fresh solution)] at least daily or when use solution becomes visibly [(diluted) (soiled) (dirty)]

SANITIZER DIRECTIONS FOR NON-FOOD CONTACT SURFACES IN ANIMAL PREMISES

TO SANITIZE HOOF TRIMMING EQUIPMENT: Prior to application, pre-clean the hoofs with trimming equipment before and after use on each animal with detergent and warm water or compatible cleaner to remove soil using a pre-scraper, pre-flush or when necessary, pre-soak followed by a potable water rinse. To sanitize, prepare a solution of (this product) (Product Name)) per (one) (1) gallon of water use solution (850 ppm active) (or equivalent use dilution). Apply to pre-cleaned hard nonporous (inanimate) (environmental) surfaces using a brush, cloth, mop, sponge, auto scrubber or foam gun (device) or mechanical spray device ((hand pump) coarse pump or trigger spray device) or by immersion to thoroughly wet surfaces. For spray applications, spray 6-8 inches from surface. Rub with brush, cloth, or sponge. Allow surfaces to remain wet for at least 3 minutes followed by [(adequate draining) (or) (air drying)]. Change cloth, sponge or towels frequently to avoid redeposition of soil. [(A fresh solution must be prepared) (Prepare a fresh solution)] at least daily or when use solution becomes visibly [(diluted) (soiled) (dirty)].

SANITIZING HATCHERY ROOMS USING FOGGING DEVICES

Remove all animals and feed from [(premises) (areas to be treated)], vehicles and enclosures. Remove all litter and manure from floors, walls and surfaces of the room to be treated. Empty all troughs, racks and other feeding and watering appliances. Thoroughly clean all surfaces with soap or detergent and rinse with water. Close room off so fog is confined to room to be treated. Mix 96 ounces (of (this product) (Product Name)) to 2½ gallons water (or equivalent use dilution). Wear a dust mist respirator when mixing the use solution and pouring it into the fogging apparatus. Insert the nozzle of the fogger through a suitable opening into the room. With the setting in maximum output, fog for one minute for each 4000 cubic feet of space in the room. Vacate the room of all personnel during and after fogging for a minimum of 2 hours after fogging and a minimum of 4 air exchanges (ACH) per hour in the facility. When fogging is completed ventilate buildings and other closed spaces. Do not house livestock or employ equipment until treatment has been absorbed or dried. Thoroughly clean all treated surfaces with soap or detergent and rinse with water. (Not for use in CA)

SANITIZING INCUBATORS AND HATCHERS USING FOGGING DEVICES

Only for treatment of setters and hatchers after poultry/chicks/eggs have been removed. Mix 12 ounces (of (this product) (Product Name)) to 122 ounces of water (or equivalent use dilution). Wear a dust mist respirator when mixing the use solution and pouring it into the fogging apparatus. Fog 3-8 ounces of this into setters and hatchers immediately after transfer. Repeat daily in setters and every 12 hours in hatchers. Discontinue hatcher treatments at least 24 hours prior to pulling the hatch. It is acceptable to fog setters and hatchers with a 2 ounces (of (this product) (Product Name)) per (one) (1) gallon of water solution (or equivalent use dilution) on an hourly or every other hour

basis. If this is done, fog for 30-90 seconds once per hour or once every two hours. When fogging is complete, ventilate buildings, and other closed spaces. Do not house livestock or employ equipment until treatment has been absorbed, set or dried. Thoroughly scrub all treated feed racks, mangers, troughs, automatic feeders, fountains and waterers, and other treated equipment with soap or detergent, and rinse with potable water before reuse. (Not for use in CA)

(Note to Reviewer: The following statements must be used with either of the previous two (2) fogging directions for use).

Note: The fog generated is irritating to the eyes, skin and mucous membranes. Under normal circumstances must a room or building be entered by anyone within two hours of the completion of fogging and a minimum of 4 air exchanges (ACH) per hour in the facility. If the building must be entered, then the individuals entering the building must wear a self-contained respirator approved by NIOSH/MSHA, goggles, long sleeves and long pants.

~~FOGGING IS TO BE USED AS AN ADJUNCT TO ACCEPTABLE MANURE REMOVAL AND DISINFECTING OF ROOM AND MACHINE SURFACES.~~

1034-130

DISINFECTION/FUNGICIDE/MIRUCIDE* FOR BARBERSALON TOOLS

DIRECTIONS: Immerse pre-cleaned hard nonporous (inanimate) (environmental) barber/salon tools such as combs, brushes, plastic rollers, razors, clipper and trimmer blades, tweezers, manucure/pedicure tools and scissors in a 2-ounces (of (this product) (Product Name)) per (one) (1) gallon use solution (or equivalent use dilution) (850 ppm active quat). Completely immerse instruments and tools for at least 10 minutes. Rinse thoroughly and dry before use. [(A fresh solution must be prepared) (Prepare a fresh solution)] at least daily or when (immersion (tank) (bowl) use solution becomes visibly [(diluted) (soiled) (dirty)].

FOR USE TO CLEAN AND DISINFECT BARBER AND BEAUTY/MANICURE INSTRUMENTS AND TOOLS:

1. Pre-clean heavily soiled items.
2. Completely immerse pre-cleaned combs, scissors, plastic rollers, clipper blades, razors, manucure implements and other hard non-porous (inanimate) (environmental) instruments in the use solution of 2 ounces (of (this product) (Product Name)) per (one) (1) gallon (or equivalent use dilution) (850 ppm active) so that surfaces remain wet for ten (10) minutes.
3. Rinse surfaces thoroughly and let air dry before reuse.
4. [(A fresh solution must be prepared) (Prepare a fresh solution)] at least daily or when (immersion (tank) (bowl) use solution becomes visibly [(diluted) (soiled) (dirty)].

DISINFECTING/MIRUCIDE* GROOMING CLIPPERS: Remove hair, dandruff and dust particles prior to disinfecting the blades. Turn the clipper off occasionally during use and spray between the teeth of blades a use solution of 2 ounces (of (this product) (Product Name)) per (one) (1) gallon of water (or equivalent use dilution) (850 ppm active). Allow hard nonporous (inanimate) (environmental) surface to remain wet for at least 10 minutes. Rinse surfaces thoroughly. Then wipe dry with a clean soft cloth. [(A fresh solution must be prepared) (Prepare a fresh solution)] at least daily or when (immersion (tank) (bowl) use solution becomes visibly [(diluted) (soiled) (dirty)].

CLEANING HAIR CLIPPERS AND ELECTRIC SHEARS: While clipper/shear is running, hold in the downward position and spray a 2-ounces (of (this product) (Product Name)) per (one) (1) gallon of water use solution (or equivalent use dilution) (850 ppm active) directly onto the blades two or three times to thoroughly wet the blades. Do not spray on the clipper case or drip into clipper housing. Turn off clipper/shear. Allow hard

nonporous (inanimate) (environmental) surface to remain wet for at least 10 minutes. Rinse surfaces thoroughly. Then wipe dry with a clean soft cloth. Lubricate as per clipper/shear manufacturer's instructions. [(A fresh solution must be prepared) (Prepare a fresh solution)] at least daily or when (immersion (tank) (bowl) (sink)) use solution becomes visibly [(diluted) (soiled) (dirty)].

CLEANING BARBER/SALON SHEARS AND OTHER IMPLEMENTS: Spray shear/implement until thoroughly wet. Wipe away visible debris using a soft bristle brush or cloth. Turn off clipper/shear. Immerse precleaned shear/implement into a container of 2 ounces (of this product) (Product Name) per (one) (1) gallon of water use solution (or equivalent use dilution) (850 ppm active) for at least 10 minutes. Rinse surfaces thoroughly. Remove shear/implement and wipe dry. [(A fresh solution must be prepared) (Prepare a fresh solution)] at least daily or when (immersion (tank) (bowl) (sink)) use solution becomes visibly [(diluted) (soiled) (dirty)].

(Note to Reviewer: The following statement will be used with all above Barber/Salon Directions for Use).

Note: Plastic instruments can remain immersed until ready to use. Stainless steel shears and other metal instruments must be removed after 10 minutes, rinsed, dried, and kept in a clean, non-contaminated receptacle. Prolonged soaking will cause damage to metal instruments.

DISINFECTION/FUNGICIDE/MIRUCIDE* OF HARD, NON-POROUS (INANIMATE) (ENVIRONMENTAL) SURFACES IN [(FOOTBATHS) (FOOT SPAS)]: To remove body oils, dead tissue, soil and all other buildups or organic matter on (hard nonporous (inanimate) (environmental)) [(footbath) (foot spas)] surfaces after using the unit, drain the water and thoroughly clean all (hard, non-porous (inanimate) (environmental)) surfaces with soap or detergent, then rinse with water. [(Saturate with) (Use) (Apply)] a use solution of 2-ounces (of this product) (Product Name) per (one) (1) gallon of water (or equivalent use dilution) (850 ppm active) to hard nonporous (inanimate) (environmental) surfaces with a brush, cloth, mop, sponge, auto scrubber or foam gun (device) or mechanical spray device ((hand pump) coarse pump or trigger spray device). Brush or swab thoroughly and allow solution to stand for 10 minutes. For spray applications, spray 6-8 inches from surface. Do not breathe spray. After the unit has been thoroughly disinfected, rinse all [(cleaned) (treated)] surfaces with fresh water. Do not use equipment until treatment has been absorbed, set or dried. Change cloth, sponge or towels frequently to avoid redeposition of soil. [(A fresh solution must be prepared) (Prepare a fresh solution)] at least daily or when use solution becomes visibly [(diluted) (soiled) (dirty)].

SANITIZER DIRECTIONS FOR NON-FOOD CONTACT SURFACES IN BARBER/SALON FACILITIES

SALON/BARBER INSTRUMENTS AND TOOLS SANITIZER DIRECTIONS (Not applicable in California): Pre-clean soiled instruments and tools. Completely immerse water-safe hard non-porous (inanimate) (environmental) instruments and tools in a use solution of 2-ounces (of this product) (Product Name) per (one) (1) gallon (or equivalent use dilution) (850 ppm active) of water for at least 3 minutes. Rinse thoroughly and dry before use. [(A fresh solution must be prepared) (Prepare a fresh solution)] at least daily or when (immersion (tank) (bowl) (sink)) use solution becomes visibly [(diluted) (soiled) (dirty)].

Note: Plastic instruments can remain immersed until ready to use. Stainless steel shears and other metal instruments must be removed after 10 minutes, rinsed, dried, and kept in a clean non-contaminated receptacle. Prolonged soaking will cause damage to metal instruments.

RESTROOM/BATHROOM NON-ACID TOILET BOWL (& URINAL) (& BATHROOM) DISINFECTANT/CLEANER DIRECTIONS

CONCENTRATE INSTRUCTIONS

FROM CONCENTRATE: Remove gross filth prior to disinfection. Add 2 ounces (of this product) (Product Name) directly into the toilet bowl and mix. Brush thoroughly over exposed surfaces and under the rim with a brush, cloth, mop, or sponge, auto scrubber or foam gun (device) or mechanical spray device ((hand pump) coarse pump or trigger spray device). Repeat and allow solution to stand for 10 minutes and flush. Change cloth, sponge or towels frequently to avoid redeposition of soil.

(Or use alternate Concentrate Use directions)

FOR USE AS A NON-ACID BOWL CLEANER/DISINFECTANT IN TOILET BOWLS FROM CONCENTRATE:

1. Pre-clean heavily soiled areas.
2. Add 2 ounces (of this product) (Product Name) directly into toilet bowl for a 1:64 dilution.
3. Swab entire surface area especially under the rim.
4. Repeat and allow entire surface to remain wet for ten (10) minutes.
5. Flush toilet and rinse swab applicator thoroughly.

(Or use alternate Concentrate Use directions)

TO CLEAN AND DISINFECT TOILET BOWLS: A preliminary cleaning is required for the removal of heavy soil prior to disinfection. Fill toilet bowl with clean water. Saturate mop with 2 ounces (of this product) (Product Name) while holding bottle and mop applicator over bowl. Swab bowl completely making sure to get under the rim. Let solution stand for 10 minutes then flush. Rinse applicator completely.

(Or use alternate Concentrate Use directions)

TO DISINFECT TOILET BOWLS: A preliminary cleaning step is required for the removal of heavy soil prior to disinfection. Fill toilet bowl with clean water. [(Apply) (Squeeze)] 2 ounces of [(bowl cleaner) (this product) (product name)] onto bowl brush. Clean the entire unit especially under the rim at water outlets. Allow surface to remain wet 10 minutes. Flush bowl and rinse out brush with clean water.

(Or use alternate Concentrate Use directions)

TO DISINFECT TOILET BOWLS: Flush to remove heavy soil. To clean, simply squirt 2 ounces (of this product) (Product Name) under the rim and around sides. Allow it to stand several minutes then scrub entire surface (especially under the rim) with a bowl (toilet) mop. Flush and rinse. To disinfect, squirt 2 ounces (of this product) (Product Name) under the rim and around the sides. Scrub bowl with mop. Allow solution to remain in the bowl for 10 minutes after scrubbing. Flush and rinse with clean water.

(Or use alternate Concentrate Use directions)

TO DISINFECT TOILET BOWLS:

1. Remove gross filth and heavy soil deposits. Flush and rinse with clean water.
2. Fill toilet bowl with clean water.
3. Apply 2 ounces (of this product) (Product Name) to swab applicator, brush, cloth, mop, sponge, auto scrubber or foam gun (device), or directly to surface with mechanical spray device ((hand pump) coarse pump or trigger spray device). For spray applications, spray 6-8 inches from surface. Do not breathe spray.
4. Swab entire surface area, especially under the rim.
5. Allow entire surface to remain wet for ten (10) minutes.
6. Flush toilet and rinse swab applicator thoroughly. Change cloth, sponge or towels frequently to avoid redeposition of soil.

FOR HEAVY DUTY CLEANING: Preclean heavily soiled areas. Empty toilet bowl or urinal and apply 2 ounces (of this product) (Product Name) per (one) (1) gallon of water use solution to exposed surfaces including under the rim with a brush, cloth, mop, sponge, auto scrubber or foam gun (device) or mechanical spray device (hand pump) coarse pump or trigger spray device). Allow solution to soak to aid in soil removal. For sprayer application, spray 6-8 inches from surface. Brush or swab thoroughly and allow solution to stand for 10 minutes and flush. Change cloth, sponge or towels frequently to avoid redeposition of soil. [(A fresh solution must be prepared) (Prepare a fresh solution)] at least daily or when use solution becomes visibly [(diluted) (soiled) (dirty)].

USE SOLUTION INSTRUCTIONS

PREPARATION OF USE SOLUTION: Mix 2 ounces (of this product) (product name) with (one) (1) gallon of water (OR) Mix [(one) (1) (a)] 2-oz. packet with 4 gallons of water (or equivalent use dilution) (850 ppm active).

FROM USE SOLUTION: Preclean surface. Empty water out of toilet bowl or urinal and apply 1/2 to 1 ounce use solution to exposed surfaces, including under the rim with a brush, cloth, mop, sponge, auto scrubber or foam gun (device) or mechanical spray device (hand pump) coarse pump or trigger spray device). For spray applications, spray 6-8 inches from surface. Do not breathe spray. Allow solution to stand for 10 minutes and flush. Swab all areas after spraying. Refill toilet bowl or urinal with water. Change cloth, sponge or towels frequently to avoid redeposition of soil. [(A fresh solution must be prepared) (Prepare a fresh solution)] at least daily or when use solution becomes visibly [(diluted) (soiled) (dirty)].

(Or use alternate Use-Dilution directions)

FOR USE AS A NON-ACID BOWL CLEANER/DISINFECTANT IN TOILET BOWLS (AND URINALS) FROM USE-DILUTION:

1. Preclean heavily soiled areas.
2. Empty toilet bowls by forcing water through the trap.
3. Apply 1/2 to 1 oz of use solution to exposed surfaces in toilet bowl and up under the rim.
4. Swab entire surface area especially under the rim (10 minutes).
5. Allow entire surface to remain wet for ten (10) minutes.
6. Flush toilet and rinse swab applicator thoroughly.
7. Refill toilet bowl or urinal with water.
8. [(A fresh solution must be prepared) (Prepare a fresh solution)] at least daily or when use solution becomes visibly [(diluted) (soiled) (dirty)].

(Or use alternate Use-Dilution directions)

TOILET BOWLS/URINALS: Swab bowl with brush to remove heavy soil prior to cleaning or disinfecting. Clean by applying use-solution around the bowl and up under the rim. Stubborn stains may require brushing. To disinfect, first preclean to remove heavy soil, then remove or expel the residual bowl water over the inner trap. Pour in 1/2 to 1 oz. of the use solution to thoroughly cover surfaces. Swab the bowl completely using a scrub brush or mop, making sure to get under rim. Let stand for 10 minutes or overnight, then flush. Refill toilet bowl or urinal with water. [(A fresh solution must be prepared) (Prepare a fresh solution)] at least daily or when use solution becomes visibly [(diluted) (soiled) (dirty)].

(Or use alternate Use-Dilution directions)

TOILET BOWL (AND URINAL) DISINFECTION/CLEANER DIRECTIONS: Remove gross filth prior to disinfection. Empty toilet bowl or urinal of water and apply 1/2 to 1 ounce of use solution directly to exposed surfaces including under the rim. Brush or swab thoroughly with a brush, cloth, mop, sponge, auto scrubber or mechanical spray device (hand pump) coarse pump or trigger spray device) and allow solution to stand for 10 minutes and flush. For spray applications, spray 6-8 inches from surface. Allow

toilet bowl to fill with water. [(A fresh solution must be prepared) (Prepare a fresh solution)] at least daily or when use solution becomes visibly [(diluted) (soiled) (dirty)].

(Or use alternate Use-Dilution directions)

TO CLEAN AND DISINFECT URINALS: Flush to remove heavy soil. Remove screens and strainers. Empty urinal of water. Then squirt 1/2 to 1 ounce of use solution around the edges and top. Allow solution to flow down over surfaces. Allow it to stand several minutes before scrubbing, then flush and rinse. To disinfect, allow solution to remain in urinal at least 10 minutes after scrubbing. Refill toilet bowl or urinal with water. [(A fresh solution must be prepared) (Prepare a fresh solution)] at least daily or when use solution becomes visibly [(diluted) (soiled) (dirty)].

(Or use alternate Use-Dilution directions)

TO DISINFECT URINAL:

1. Remove gross filth and heavy soil deposits.
2. Empty urinal of water.
3. Apply 1/2 to 1 ounce of use solution directly to urinal surfaces including water outlets area for general cleaning.
4. Then pour additional solution on applicator.
5. Clean entire unit, especially under rim at water outlets, with applicator.
6. Remove screen trap to deodorize drain and apply 1/2 ounce directly on edge and into drain.
7. Wait 10 minutes, flush and rinse applicator.
8. Refill urinal with water.
9. [(A fresh solution must be prepared) (Prepare a fresh solution)] at least daily or when use solution becomes visibly [(diluted) (soiled) (dirty)].

(Or use alternate Use-Dilution directions)

DISINFECTION AND CLEANING TOILET BOWLS AND URINALS:

1. Preliminary cleaning is required for heavily soiled surfaces.
2. With a swab mop applicator, remove water from bowl by forcing out trap.
3. Press swab mop against side of bowl to remove excess water from applicator.
4. Apply 1/2 to 1 oz of use solution evenly onto surface to be cleaned and disinfected.
5. Swab entire surface area especially under the rim where outlets are located.
6. Allow surface to remain wet on surfaces at least 10 minutes.
7. Flush toilet and rinse applicator thoroughly.
8. Refill bowl with water.
9. [(A fresh solution must be prepared) (Prepare a fresh solution)] at least daily or when use solution becomes visibly [(diluted) (soiled) (dirty)].

DEEP CLEANING/DISINFECTING WATERFREE (WATERLESS) URINAL

Preliminary cleaning is required for heavily soiled surfaces. Remove and properly dispose of cartridge according to manufacturer's directions. Deep clean or disinfect the entire urinal by applying 1/2 to 1 ounce of use solution directly onto surface. [(Brush) (scrub)] surfaces and let solution stand for 10 minutes. Dry surface with a soft cloth. Do not pour excess or soiled water down waterless urinal trap. [(A fresh solution must be prepared) (Prepare a fresh solution)] at least daily or when use solution becomes visibly [(diluted) (soiled) (dirty)].

GENERAL CLEANING TOILET BOWL:

[(Apply) (Open cap) (Squeeze gently, directing)] 1/2 to 1 oz of bowl cleaner under the rim and on sides of bowl (inside only). Brush, clean and flush toilet. (Close cap). Rinse brush with clean water. Do not use on any other surfaces including toilet seat, toilet lid, countertops, tubs and sinks. To clean other acid resistant toilet bowls or urinals, dilute product with 3 parts water. Do not allow solution to remain on surfaces without immediately rinsing thoroughly with water.

ACCEPTED
with COMMENTS
in EPA Letter
JUN 26 2003
Under the Federal Insecticide, Fungicide, and Rodenticide Act
EPA-728-334-130

solution must be prepared) (Prepare a fresh solution)] at least daily or when use solution becomes visibly [(diluted) (soiled) (dirty)].

HUMIDIFIER BACTERIA/ALGAE TREATMENT: Formulated for use in portable (evaporative) humidifiers. Thoroughly clean the hard non-porous (inanimate) (environmental) surfaces of the water tank and filters before each heating season, or sooner if necessary. For every gallon of water in the humidifier tank, add 2 ounces (of this product) (Product Name) for every gallon of water in the tank. Add 2 ounces (of this product) (Product Name) for every gallon of water added to the tank (or equivalent use dilution). [(Rinse) (Wipe up excess liquid with a paper towel)] (Allow to air dry)]. (Not for use in CA)

Not for use in heat vaporizing or atomizing type vaporizers or humidifiers.

DEODORIZATION/CLEANING:

(Note to Reviewer: All deodorizing claims can only be used with formulas containing fragrances.)

CLEANING/DEODORIZING DIRECTIONS: Add 2 ounces (of this product) (Product Name) per (one) (1) gallon (or equivalent use dilution) of water to clean and deodorize windows, mirrors and other surfaces. Apply solution with a brush, mop, cloth, sponge, auto scrubber or foam gun (device) or mechanical spray device (hand pump) coarse pump or trigger spray device) so as to wet all surfaces thoroughly. For sprayer applications, spray 6-8 inches from surface. Rub with sponge or cloth. [(Rinse) (Wipe up excess liquid (with a paper towel)) (Allow to air dry)]. Do not breathe spray. Change cloth, sponge or towels frequently to avoid redeposition of soil.

GENERAL DEODORIZATION: To deodorize, add 2 ounces (of this product) (Product Name) per (one) (1) gallon of water (or equivalent use dilution) (850 ppm active quat). [(Rinse) (Excess liquid material must be wiped up) (Wipe up excess liquid (with a paper towel)) (Allow to air dry)].

FOR USE AS A (GENERAL) CLEANER AND/OR DEODORIZER: Apply use solution to surfaces. [(Rinse) (Wipe up excess liquid (with a paper towel)) (Wipe surfaces) (Allow to air dry)]. For heavy-duty use, add 2 fluid ounces per gallon of water (1:64) to clean hard, non-porous (inanimate) (environmental) surfaces.

FOR DEODORIZING GARBAGE CANS, GARBAGE TRUCKS, INDUSTRIAL WASTE RECEPTACLES AND GARBAGE HANDLING EQUIPMENT: It is especially important to pre-clean for the product to perform properly. Then, apply a wetting concentration of 6 ounces (of this product) (Product Name) per (one) (1) gallon of water (or equivalent use dilution) (2,542 ppm quat active).

FOR DEODORIZING SEPTIC STORAGE TANKS: When tanks are empty, pour 2 oz. (of this product) (Product Name) per gallon of water (850 ppm active) (or equivalent use dilution) into septic storage tank on recreational vehicles, campers and boats to control odors. As tank fills with sewage and the vehicle is moving, this solution will mix and provide an adequate deodorizing solution for this use. [(This product) (Product Name) is to be used on gray and black water tanks only. Check with local, state, or federal authorities before disposing of sewage in accordance to federal, state and local regulations for waste disposal.

RV HOLDING TANKS/RECREATIONAL VEHICLES: For toilet waste and holding tanks, cover bottom of holding tank with water and add 2 - 4 ounces (of this product) (Product Name) per gallon of water (or equivalent use dilution) to deodorize. If odors return before time to empty, add 2 - 4 ounces (of this product) (Product Name) per gallon of water (or equivalent use dilution) to the tank. For kitchen waste, add 2 to 4 ounces (of this product) (Product Name) per gallon of water (or equivalent use dilution) to gray water tank as needed to control malodors created by dirty dishwasher.

AUTOMOTIVE USES: A solution of 2 ounces (of this product) (Product Name) per (one) (1) gallon of water (or equivalent use dilution) (850 ppm active) will effectively neutralize damp musty odors. Spray or apply onto seats, carpets, headliner and ashtray or into trunk and all vents to eliminate odors from tobacco, beverage spills and musty carpet. For sprayer applications, use a coarse spray device. [(Wipe up excess liquid (with a paper towel)) (Allow surfaces to air dry)].

AIR FRESHENER: A solution of 2 ounces (of this product) (Product Name) per (one) (1) gallon of water (or equivalent use dilution) (850 ppm active) will effectively neutralize damp musty odors caused by mildew in storage areas, basements, closets, bathrooms and A/C filters. Spray to eliminate odors from tobacco, food, beverage spills and musty carpet. For sprayer applications, use a coarse spray device. Allow surfaces to air dry.

FOR ODORS CAUSED BY DOGS, CATS AND OTHER DOMESTIC ANIMALS: Use on rugs, floors, walls, tile, cages, crates, litter boxes, mats, floor coverings, or any surface soiled by a pet. Test a small inconspicuous area first. Blot problem area. Then follow directions for **GENERAL DEODORIZATION**.

WATERBED CONDITIONER (Not for use in CA): When used as a waterbed conditioner, [(this product) (Product Name)] eliminates the odor caused by bacteria.

If bed has not been treated properly, drain bed completely. Add 15 gallons of water, mix vigorously, drain bed again. Fill bed with water and follow dosage directions.

Dosage: To eliminate the odor caused by bacteria, add 7.6 fluid ounces (of this product) (Product Name) in a free flow waterbed of 90 to 180 gallon capacity. Add 15.25 fluid ounces (of this product) (Product Name) in a waveless/fiber waterbed mattress of 90 to 180 gallon capacity. Repeat application every 4 to 6 months.

GLASS CLEANING/DEODORIZING DIRECTIONS: Add 2 to 4 ounces per (one) (1) gallon of water (or equivalent use dilution) to clean and deodorize windows, mirrors, and glass surfaces. Use a coarse spray device. For spray applications, spray 6-8 inches from surface. Rub with sponge or cloth. Do not breathe spray.

SEWER BACKUP & RIVER FLOODING: To use as a deodorizer, dilute 2 to 4 ounces (of this product) (Product Name) per (one) (1) gallon of water allowing for the diluting effect of absorbed water within saturated materials. Remove gross filth or heavy soil along with non-salvageable materials. Saturate all affective areas with a mechanical spray device (coarse pump or trigger spray device) before and after cleaning and extraction. For spray applications, spray 6-8 inches from surface. Use proper ventilation; open windows.

CARPETS, CARPET CUSHIONS, UPHOLSTERY, DRAPES AND OTHER POROUS MATERIALS, SUB FLOORS, DRYWALL, TRIM AND FRAME LUMBER, TACKLESS STRIP AND PANELING: To use as a deodorizer against water damage, extract the excess water. Test hidden area for colorfastness. Dilute 2 to 4 ounces of the product per (one) (1) gallon of water, allowing for the diluting effect of absorbed water within saturated materials. Remove gross filth or heavy soil. Apply directly with a mechanical spray device (coarse pump or trigger spray device) to fully saturate affected materials. For spray applications, spray 6-8 inches from surface. Roll, brush or agitate into materials and allow the materials to remain damp for 10 minutes. Follow with a thorough extraction. Dry rapidly and thoroughly.

SMOKE DAMAGE RESTORATION: Effective against odors caused by smoke damage for home, institutional, industrial and hospital use. [(This product) (Product Name)] is particularly suitable for use in smoke damage restoration situations. Saturate affected materials with enough product to remain wet for at least 10 minutes. Use proper ventilation.

WATER AND SMOKE DAMAGE RESTORATION: Effective against odor caused by smoke and water damage for home, institutional, industrial and hospital use. [(This product) (Product Name)] is particularly suitable for use in water damage restoration situations. Saturate affected materials with enough product to remain wet for at least 10 minutes. Use proper ventilation.

SPECIAL INSTRUCTIONS FOR CLEANING CARPETS: [(This product) (Product Name)] can be used in industrial and institutional, commercial and residential areas such as homes, motels & hotel chains, nursing homes, schools and hospitals. For use on wet cleanable synthetic fibers. Do not use on wool. Vacuum carpet thoroughly prior to cleaning. Test fabric for color fastness.

For Portable Extraction Units: Mix 2 ounces (of (this product) (Product Name)) per (one) (1) gallon of water (or equivalent use dilution).

For Truck Mounted Extraction Machines: Mix 2 ounces (of (this product) (Product Name)) per (one) (1) gallon of water (or equivalent use dilution) and meter at 1 gallon per hour.

For Rotary Floor Machines: Mix 2 ounces (of (this product) (Product Name)) per (one) (1) gallon of water (or equivalent use dilution) and apply at the rate of 300-500 sq. ft. per (one) (1) gallon.

Do not mix (this product) (Product Name) with other cleaning products. Follow the cleaning procedures specified by the manufacturer of the cleaning equipment. After using (this product) (Product Name) set the carpet pile and protect the carpet from furniture legs and bases while drying. Do not over wet. If applied to stain resistant carpet, apply a fabric protector according to the carpet manufacturer's directions.

CARPET CLEANING/DEODORIZER FOR HOMES, INSTITUTIONAL, INDUSTRIAL AND HOSPITAL USE
[(This product) (Product Name)] cleans and deodorizes the carpet. It can be used in industrial, institutional, commercial and residential areas such as homes, hotels, nursing homes and hospitals.

Vacuum carpet thoroughly prior to application. Mix 2 ounces of product per (one) (1) gallon of water (or equivalent use dilution). Follow the Injection and/or Extraction procedures as specified for any conventional steam cleaning equipment you are using. For rotary floor machines, mix 2 ounces (of (this product) (Product Name)) per (one) (1) gallon of water and spray on carpet at a rate of 300-500 sq. ft. per (one) (1) gallon.

[(For use) (Use (this product) (Product Name))] on washable synthetic fibers. Do not use on wool. Test color fastness of carpet before use. Apply diluted product to a small concealed spot, then rub with a clean white cloth. If color changes or transfers to the cloth, a water-based product must not be used.

After using the product, set carpet pile in one direction with a stiff brush. Place aluminum foil under the legs of furniture while carpet is drying. Over-wetting can cause carpet to shrink. Manufacturer assumes no responsibility for over-wetting misuse.

Note: [(This product) (Product Name)] must not be mixed with other cleaning products.
CLEANSING OF BODY SURFACES AND BODY ORIFICES OF HUMAN REMAINS: [(This product) (Product Name)] removes secretions, soil and blood, along with their accompanying malodor, from the surfaces and orifices of human remains. Using a sponge or washcloth, bathe the entire body with a use solution of 2 fluid ounces (of (this product) (Product Name)) per (one) (1) gallon of water (or equivalent use dilution). A soft brush may be employed on surfaces other than the face. Allow a 10-minute contact time for optimal results. [(Fresh solution must be prepared) (Prepare fresh solution)] for

each [(cadaver) (remains)] at least daily or [(more often if) (when)] use solution becomes visibly [(dirty) (soiled) (diluted)].

FOR USE ON FINISHED FLOORS: To limit gloss reduction, use 2 ounces (of (this product) (Product Name)) per (one) (1) gallon of water (or equivalent use dilution). Apply with a damp mop or auto scrubber. Allow surface to air dry.

OTHER USES

DISINFECTION/FUNGICIDE/VIRUCIDE* OF HARD, NON-POROUS (INANIMATE) (ENVIRONMENTAL) SURFACES IN WHIRLPOOL UNITS: After using the whirlpool unit, drain and refill with fresh water to just cover the intake valve. Add 2 ounces (of (this product) (Product Name)) for each gallon of (or equivalent use dilution) (850 ppm active) water at this point. Briefly start the pump to circulate the solution. Turn off the pump. Wash down the unit sides, seat of the chair, lift and (any) (all) other related equipment with a clean swab, brush or sponge. Treated surfaces must remain wet for 10 minutes. After the unit has been thoroughly disinfected, drain the solution from the unit and rinse any/all cleaned surfaces with fresh water. Repeat for heavily soiled units. Change cloth, sponge or towels frequently to avoid redeposition of soil. [(A fresh solution must be prepared) (Prepare a fresh solution)] at least daily or when solution becomes visibly [(diluted) (soiled) (dirty)].

FOR DISINFECTING BAGLESS VACUUM CLEANERS: Add 2 ounces (of (this product) (Product Name)) to (one) (1) gallon of water (850 ppm active) (or equivalent use dilution). Turn off and unplug vacuum cleaner. Remove the hard, non-porous container that houses collected material from vacuum cleaner. Empty contents into a waste receptacle. Rinse collection container with water and wipe clean to remove any additional collected material. Apply solution to collection container with a brush, cloth, sponge or mechanical spray device (hand pump) coarse pump or trigger spray device) so as to wet all surfaces thoroughly. For sprayer applications, spray 6-8 inches from surface. Allow surfaces to remain wet for 10 minutes. [(Then remove excess liquid) (Wipe up (excess liquid) (with a paper towel))] (Allow to air dry)]. Reattach container to vacuum cleaner. Change cloth, sponge or towels frequently to avoid redeposition of soil. [(A fresh solution must be prepared) (Prepare a fresh solution)] at least daily or when use solution becomes visibly [(diluted) (soiled) (dirty)].

FOR DISINFECTING NON-POROUS VACUUM CLEANER BRUSHES: Add 2 ounces (of (this product) (Product Name)) to (one) (1) gallon of water (850 ppm active) (or equivalent use dilution). Turn off and unplug vacuum cleaner. Remove the non-porous brushes from vacuum cleaner. Submerge brush in solution so as to wet all surfaces thoroughly. Allow surfaces to remain wet for 10 minutes. [(Then remove excess liquid) (Wipe up (excess liquid) (with a paper towel))] (Allow to air dry)]. Reattach brushes to vacuum cleaner. [(A fresh solution must be prepared) (Prepare a fresh solution)] at least daily or when use solution becomes visibly [(diluted) (soiled) (dirty)].

***KILLS HIV, HCV & HBV ON PRECLEANED ENVIRONMENTAL SURFACES/OBJECTS PREVIOUSLY SOILED WITH BLOOD/BODY FLUIDS** in health care setting or other settings in which there is an expected likelihood of soiling of inanimate surfaces/objects with blood or body fluids and in which the surfaces/objects likely to be soiled with blood or body fluids can be associated with the potential for transmission of human immunodeficiency virus Type 1 (HIV-1) (associated with AIDS), Hepatitis C Virus (HCV) and Hepatitis B Virus (HBV).

"SPECIAL INSTRUCTIONS FOR CLEANING AND DECONTAMINATION AGAINST HIV-1, HCV & HBV ON SURFACES/OBJECTS SOILED WITH BLOOD/BODY FLUIDS."

Personal Protection: [(Cleanup must always be done wearing protective latex gloves, gowns, masks and eye protection) (Specific barrier protection items to be used when handling items soiled with blood or body fluids are disposable latex gloves, gowns, masks and eye protection.)]

Cleaning Procedure: Blood and other body fluids containing HIV-1, HCV and HBV must be thoroughly cleaned from hard nonporous (inanimate) (environmental) surfaces and objects before application of [(this product) (Product Name) (the disinfectant)].

Disposal of Infectious Materials: Blood and other body fluids, clothing, linens and clothing must be autoclaved and disposed of according to Federal, State, and local regulations for infectious waste disposal.

Contact Time: Leave hard nonporous (inanimate) (environmental) surfaces wet for 10 minutes with a 2-ounces [(of this product) (Product Name)] per (one) (1) gallon use solution (or equivalent use dilution).

SURGICAL INSTRUMENT PRESOAK: Add 2 ounces (of this product) (Product Name) to (1) (one) gallon of water (or equivalent use dilution) (850 ppm active). Place pre-cleaned instruments in solution to presoak surgical instruments for a minimum of 10 minutes, then proceed with normal sterilization procedure. [(A fresh solution must be prepared) (Prepare a fresh solution)] at least daily or more often if solution becomes visibly [(dirty) (soiled) (diluted)].

Note: Plastic instruments can remain immersed until sterilization. Metal instruments must be removed after 10 minutes, rinsed, dried, and kept in a clean non-contaminated receptacle until sterilization. Prolonged soaking will cause damage to metal instruments. Surgical instruments must be sterilized before use.

ULTRASONIC BATH DISINFECTANT/FUNGICIDAL DIRECTIONS: Pre-clean heavily soiled objects. Use (this product) (Product Name) to disinfect hard, non-porous (inanimate) (environmental) non-critical objects compatible with Ultrasonic cleaning units. Pour a fresh solution of 2 ounces (of this product) (Product Name) per (one) (1) gallon of water (or equivalent use dilution) (850 ppm active) directly into bath chamber. Place objects into unit and operate for a minimum of 10 minutes (according to manufacturers' use directions). [(Remove objects and [(wash) (rinse)] with sterile water (for injection)) (Allow to air dry)]. [(A fresh solution must be prepared) (Prepare a fresh solution) (Replace solution)] at least daily or when use solution becomes visibly [(dirty) (soiled) (diluted)].

FOR DISINFECTING/FUNGICIDAL HARD, NON-POROUS (INANIMATE) (ENVIRONMENTAL) (FIBERGLASS) BATH AND THERAPY EQUIPMENT: To remove body oils, dead tissue, soil and all other buildups or organic matter on hard nonporous (inanimate) (environmental) surfaces after using the unit, drain the water and refill with fresh water to just cover the intake valve. Add [10 ounces (of this product) (Product Name)] for each 5 gallons] (OR) [2 ounces (of this product) (Product Name)] per (one) (1) gallon of water] (850 ppm active) (or equivalent use dilution) in the unit at this point. Briefly start the pump to circulate the solution. Turn off pump. Wash down the unit sides, seat of the chair lift, and any/all related equipment with a clean swab, brush or sponge. [(Product to surface contact time must be at least) (Treated surfaces must remain wet for)] 10 minutes for proper disinfection. After the unit has been thoroughly disinfected, drain solution from the unit and rinse any/all cleaned/disinfected surfaces with fresh water. The unit is ready for reuse.

CLEANING AND DISINFECTING HARD, NON-POROUS (INANIMATE) (ENVIRONMENTAL) SURFACES ON PERSONAL PROTECTIVE EQUIPMENT (RESPIRATORS): Pre-clean equipment if heavily soiled to ensure proper surface contact. Add 2 ounces (of this product) (Product Name) to (one) (1) gallon of water (or

equivalent use dilution) (850 ppm active). Gently mix for uniform solution. Apply solution to hard, non-porous (inanimate) (environmental) surfaces of the respirator with a brush, cloth, mop, auto scrubber or mechanical spray device ((hand pump) coarse pump or trigger spray device), sponge or by immersion. Thoroughly wet all surfaces to be disinfected. For spray applications, spray 6-8 inches from surface. Do not breathe spray. Rub with brush, cloth, or sponge. Treated surfaces must remain wet for ten (10) minutes. Remove excess solution from equipment prior to storage. Change cloth, sponge or towels frequently to avoid redeposition of soil. [(A fresh solution must be prepared) (Prepare a fresh solution)] at least daily or when use solution becomes visibly [(diluted) (soiled) (dirty)]. The user must comply with all OSHA regulations for cleaning respiratory protection equipment (29 CFR § 1910.134).

COMMERCIAL FLORIST USE DIRECTIONS: To clean, disinfect and deodorize hard non-porous (inanimate) (environmental) surfaces in one step, prepare use solution by [(adding) (mixing)] 2 ounces (of this product) (Product Name) per (one) (1) gallon of water [(1:64) (850 ppm active) (or equivalent use dilution)]. For heavy-duty use, [(add) (mix)] 4 ounces (of this product) (Product Name) per (one) (1) gallon of water [(1:32) (or equivalent use dilution)]. For heavily soiled areas, a preliminary cleaning is required. Remove all leaves, petals, garbage and refuse. Pre-clean surfaces using pressurized water where possible. Apply use solution to hard (inanimate) (environmental) non-porous surfaces, thoroughly wetting surfaces with a cloth, mop, brush, sponge, auto scrubber or foam gun (device) or mechanical spray device ((hand pump) coarse pump or trigger spray device). For sprayer applications, spray 6-8 inches from surface. Rub with brush, sponge, mop or cloth. Do not breathe spray. Treated surfaces must remain wet for 10 minutes. [(Wipe up excess liquid (with a paper towel)) (Allow surface to air dry)]. Change cloth, sponge or towels frequently to avoid redeposition of soil. [(A fresh solution must be prepared) (Prepare a fresh solution)] at least daily or when use solution becomes visibly [(diluted) (soiled) (dirty)].

WORK AREAS AND BENCHES: Spray or swab hard nonporous (inanimate) (environmental) working surface with a solution of 2 oz. (of this product) (Product Name) per (one) (1) gallon of water (or equivalent use dilution) (850 ppm active) before each work period and again after each plant is completed to help control transfer of diseases such as *Botrytis*, crown rot, downy mildew, *Erwinia* and root rot. Allow surface to remain wet for 10 minutes. To apply solution as a sprayer applications, use as a coarse spray only and spray 6-8 inches from surface. [(Wipe up excess liquid (with a paper towel)) (Allow surface to air dry)]. Change cloth, sponge or towels frequently to avoid redeposition of soil. [(A fresh solution must be prepared) (Prepare a fresh solution)] at least daily or when use solution becomes visibly [(diluted) (soiled) (dirty)].

POTS, FLATS AND FLOWER BUCKETS: Brush or wash used pots and flats, then soak in a solution of 2 oz. (of this product) (Product Name) per (one) (1) gallon of water (or equivalent use dilution) (850 ppm active) for 10 minutes to help control transfer of diseases such as anthracnose, blight, *Botrytis*, crown rot, *Erwinia*, mildew, root rot, and rust. [(Wipe up excess liquid (with a paper towel)) (Allow surface to air dry)]. [(A fresh solution must be prepared) (Prepare a fresh solution)] at least daily or when use solution becomes visibly [(diluted) (soiled) (dirty)].

CUTTING TOOLS: Soak cutting edge of tool for 10 minutes in a solution of 2 oz. (of this product) (Product Name) per (one) (1) gallon of water (or equivalent use dilution) (850 ppm active) before use to help control transfer of diseases such as *Botrytis*, *Erwinia*, root and stem rots, and Tobacco Mosaic Virus (TMV). [(Wipe up excess liquid (with a paper towel)) (Allow surface to air dry)]. [(A fresh solution must be prepared) (Prepare a fresh solution)] at least daily or when use solution becomes visibly [(diluted) (soiled) (dirty)]. Dry and oil tools at the end of each workday.

ODOR CAUSING BACTERIA: Use 6.5 ounces (Product Name) per 100 pounds of dry weight fabric. Dilute the amount (of this product) (Product Name) in one to two gallons of water, then add to the wash wheel in the final rinse. Re-treat fabric after each washing. For residual bacteriostatic activity against odor causing bacteria, use a higher relative humidity or wet contamination are required. Laundered fabrics may also be treated by soaking.

DIRECTIONS FOR HOUSEHOLD USE: Apply (Product Name) to the surface to be cleaned. For **KITCHEN/BATHROOM/HOUSEHOLD CLEANING:** Apply (Product Name) to the surface to be cleaned. (Product Name) per gallon of water (850 ppm active) (or equivalent use dilution) solution with a brush, cloth, sponge, mop, auto scrubber or trigger spray device) or mechanical spray device (hand pump) coarse pump or trigger spray device) directly onto hard, non-porous (inanimate) surface. For spray applications, hold container 6 inches to 8 inches from surface and spray until thoroughly wet. (Wipe the soiled area clean) (Wipe up excess liquid (with a paper towel)) (Allow to air dry). (This product) (Product Name) is not to be used on dishware, glasses or eating utensils. Change cloth, sponge or towels frequently to avoid redeposition of soil.

DISINFECT/DEODORIZE: To disinfect hard, non-porous (inanimate) (environmental) surfaces such as floors, walls, counters, sinks, tubs, toilets, glazed tile, exterior surfaces of appliances, refrigerators or freezers, microwave exteriors, stove tops and hoods, tables, garbage pails and faucets apply 2 oz (of this product) (Product Name) per (one) (1) gallon of water (850 ppm active) (or equivalent use dilution) with brush, cloth, sponge, mop, auto scrubber or foam gun (device) or mechanical spray device (hand pump) coarse pump or trigger spray device). For spray applications, hold container 6 inches to 8 inches from surface and spray until thoroughly wet. Treated surface must remain wet for 10 minutes before wiping. For heavily soiled areas a pre-cleaning step is required. The pre-cleaning step must be done according to the instructions under Kitchen/Bathroom/Household Cleaning directions. (Rinse with potable water after use on surfaces that come in contact with food) (Wipe up excess liquid (with a paper towel)) (Allow to air dry). Change cloth, sponge or towels frequently to avoid redeposition of soil. (A fresh solution must be prepared) (Prepare a fresh solution) at least daily or when use solution becomes visibly (diluted) (soiled) (dirty).

SANITIZER DIRECTIONS FOR NON-FOOD CONTACT SURFACES

ULTRASONIC BATH SANITIZING DIRECTIONS: Pre-clean soiled objects. Use (this product) (Product Name) to sanitize hard, non-porous (inanimate) (environmental) non-critical objects compatible with Ultrasonic cleaning units. Pour a fresh solution of 2 ounces (of this product) (Product Name) per (one) (1) gallon of water (or equivalent use dilution) (850 ppm active quat) directly into bath chamber. Place objects into unit and operate for a minimum of 3 minutes (according to manufacturers' use directions). (Remove objects and rinse with sterile water (for injection)) (Allow to air dry). (A fresh solution must be prepared) (Prepare a fresh solution) (Replace solution) at least daily when solution becomes visibly (dirty) (soiled) (diluted).

NOTE: (This product) (Product Name) in its use solution is compatible with stainless steel, aluminum and most other hard nonporous (inanimate) (environmental) surfaces. For product use, it is recommended that you apply product to a smaller test area to determine compatibility before proceeding with its use.

INITIATION OF HARD, NON-POROUS (INANIMATE) (ENVIRONMENTAL) FACES ON PERSONAL PROTECTIVE EQUIPMENT (RESPIRATORS): Add 2 oz (of this product) (Product Name) to (one) (1) gallon of water (or equivalent use dilution) (850 ppm active). Gently mix for uniform solution. Apply solution to hard, non-

porous (inanimate) (environmental) surfaces of the respirator with a brush, sponge, auto scrubber or mechanical spray device (hand pump) coarse pump or spray device) or by immersion. Thoroughly wet all surfaces to be disinfected. Surfaces must remain wet for (three) (3) minutes. Remove excess solution equipment prior to storage. Change cloth, sponge or towels frequently to redeposition of soil. (A fresh solution must be prepared) (Prepare a fresh solution) at least daily or when use solution becomes visibly (diluted) (soiled) (dirty).

SANITIZATION OF HARD, NON-POROUS (INANIMATE) (ENVIRONMENT, SURFACES IN WHIRLPOOL UNITS: To remove body oils, dead tissue, soil and other buildups or organic matter on inanimate surfaces after using the whirlpool or drain and refill with fresh water to just cover the intake valve. Add 2 ounces (of this product) (Product Name) for each gallon of (or equivalent use dilution) (850 ppm active) water at this point. Briefly start the pump to circulate the solution. Turn off the pump. Wash down the unit sides, seat of the chair, lift and any/all related equipment with a clean swab, brush or sponge. Treated surfaces must remain wet for 3 minutes. After the unit has been thoroughly sanitized, drain the solution from the unit and rinse (any) (all) cleaned surfaces with fresh water. Repeat for heavy soiled units. (A fresh solution must be prepared) (Prepare a fresh solution) at least daily or when solution becomes visibly (diluted) (soiled) (dirty).

SANITIZATION OF EXTERIOR HOUSEHOLD SURFACES DIRECTIONS
Preparation of Use Solution: Add 2 ounces (of this product) (Product Name) per (one) (1) gallon of water (850 ppm active) (or equivalent use dilution) to sanitize hard, non-porous (inanimate) (environmental) exterior surfaces such as vinyl, plastic, sealed concrete, painted or sealed woodwork, and sealed stucco. Surfaces to be treated include house siding, decks, patios, walkways and driveways.

Application: Pre-clean heavily soiled areas. Apply solution with a brush, mop, cloth, sponge, auto scrubber or foam gun (device) or mechanical spray device (hand pump) coarse pump or trigger spray device), or with a low-pressure (less than 60 psi) airless sprayer so as to wet all surfaces thoroughly. Treated surfaces must remain wet for 3 minutes. Wearing suitable respiratory protective equipment and protective eyewear to control exposure to spray, pressure wash surfaces to thoroughly clean all treated areas using a high-pressure spray. Do not breathe spray. Change cloth, sponge or towels frequently to avoid redeposition of soil. (A fresh solution must be prepared) (Prepare a fresh solution) at least daily or when use solution becomes visibly (diluted) (soiled) (dirty). One-half gallon of diluted product will treat 200-300 sq ft of surface.

DIRECTIONS FOR ALTERNATE CONTAINERS/DELIVERY SYSTEMS

AUTOMATED DILUTION SYSTEM (DILUTION SYSTEMS TRADE NAME) INSTRUCTIONS: Remove (cap) (spray nozzle) from empty container. Fill empty container with a newly prepared use-solution. Replace (cap) (spray nozzle). Place correct use-dilution label on newly filled container.

BAG-IN BOX CONTAINERS

How To Use This Package: This package is designed to be used with dilution control systems only. Open package and connect to dispense according to directions on the box.

TRIGGER SPRAYERS: Fill bottle from dispenser. Apply to surfaces according to directions above.

MOP BUCKETS: Fill bucket from dispenser. Set up "Wet Floor" signs on surfaces as specified in directions above.

PACKETS (For pre-measured tear open packets)
[[Simply (Tear)] open and pour contents of packet into 1 gallon of water. Keep packets in box until ready to use.

REFILLS

To Refill Concentrate From Large Containers Into Smaller Containers: [(This product) (Product Name)] may be used to fill and refill clean, properly labeled containers for dilution elsewhere within your facility. Make sure the small container has been cleaned, dried and properly labeled according to state and local regulations. Also make sure other items (funnels or hand pumps) are properly cleaned and dried. To refill, [(simply pour) (pump product)] from the larger container directly into the smaller one being careful not to spill any product. Keep both containers sealed when not in use.

**ACCEPTED
with COMMENTS
in EPA Letter Dated:**

JUN 26 2018
Under the Federal Insecticide,
Fungicide, and Rodenticide Act,
amended for the pesticide Act,
registered under EPA Reg. No. 10334-120

(Note to reviewer: The title and first statement of this section must appear on every label, followed by the appropriate Storage and Disposal section. Brackets [] indicate that one option within the brackets MUST be used in the final label text. Each option within the brackets is enclosed in a set of parenthesis (). All "Notes" are only for reviewers and will not be included on label.)

STORAGE AND DISPOSAL

Do not contaminate water, food, or feed by storage and disposal.

(FOR USE ON NON-REFILLABLE CONTAINERS WITH HOUSEHOLD/RESIDENTIAL USES)
PESTICIDE DISPOSAL/CONTAINER HANDLING/CONTAINER DISPOSAL: Non-refillable container. Store only in original container in areas inaccessible to children. Triple rinse container. Do not reuse or refill this container. Wrap (container) and put in trash or offer for recycling if available.

(FOR USE ON NON-REFILLABLE CONTAINERS WITH INSTITUTIONAL/COMMERCIAL/INDUSTRIAL USES)

(Note: To be used with either Nonpublic health or Public health uses in this section.)

(Note: For use on containers greater than one gallon)

PESTICIDE STORAGE: Open dumping is prohibited. Store only in original container. Do not reuse empty container. If a leaky container must be contained within another, mark the outer container to identify the contents. Store pesticides away from food, pet food, feed, seed, fertilizers, and veterinary supplies. Keep [(this product) (Product Name)] under locked storage sufficient to make it inaccessible to children or persons unfamiliar with its proper use.

(Note: For use on containers greater than one gallon)

PESTICIDE DISPOSAL: Pesticide wastes are acutely hazardous. Improper disposal of excess pesticide, spray mixture or rinsate is a violation of Federal Law. If these wastes cannot be disposed of by use according to label instructions, contact your State Pesticide or Environmental Control Agency, or the Hazardous Waste Representative at the nearest EPA Regional Office for guidance.

CONTAINER DISPOSAL: (Note: Only one of the following Container Disposal paragraphs will be used, depending on packaging type.)

Non-refillable container. Do not reuse this container to hold materials other than pesticides or diluted pesticides (rinsate). Offer for recycling if available or puncture and dispose in a sanitary landfill, or by other procedures approved by state and local authorities. If rinsate cannot be used, follow Pesticide Disposal instructions.

(Note: Several of our customers' packaging options are sealed containers or bottles designed to reduce worker exposure to the concentrate. None of these can be triple rinsed because they are closed sealed containers. The following text will be used on these non-refillable sealed container types only.)

Nonrefillable container. Do not reuse or refill this container. Wrap empty container and put in trash.

(Note: The following text will be used on non-refillable RTU container labels only.)

Nonrefillable container. Do not reuse or refill this container. Wrap empty container and put in trash.

(Note: The following text will be used on the BAG in BOX container types only. No Residue Removal instructions are used when BAG in BOX container disposal instructions is used.)

BAG in BOX CONTAINER DISPOSAL: Completely empty bag into application equipment. Then offer for recycling if available or dispose of in a sanitary landfill, or by incinerations, or by other procedures allowed by state and local authorities.

(Note: For use on containers of one gallon or less. The following "Pesticide Storage" section replaces the above "Pesticide Storage" and "Container Disposal" section.)

CONTAINER DISPOSAL/PESTICIDE STORAGE: Non-refillable container. Store only in original container. Do not reuse empty container. Store pesticides away from food, pet food, feed, seed, fertilizers, and veterinary supplies. Keep [(this product) (Product Name)] under locked storage sufficient to make it inaccessible to children or persons unfamiliar with its proper use. Triple rinse as follows: Fill container ¼ full with water and reclose the container. Agitate vigorously and dispose of rinsate. Repeat two more times. Wrap (container) and put in trash or offer for recycling if available.

(FOR USE ON REFILLABLE CONTAINERS)

(Note: The following text must be used on all refillable containers greater than five gallons.) Cleaning the container before final disposal is the responsibility of the person disposing of the container. Cleaning before refilling is the responsibility of the refiller.

PESTICIDE STORAGE: Open dumping is prohibited. Store only in original container. If a leaky container must be contained within another, mark the outer container to identify the contents. Store pesticides away from food, pet food, feed, seed, fertilizers, and veterinary supplies. Keep [(this product) (Product Name)] under locked storage sufficient to make it inaccessible to children or persons unfamiliar with its proper use.

PESTICIDE DISPOSAL: Pesticide wastes are acutely hazardous. Improper disposal of excess pesticide, spray mixture or rinsate is a violation of Federal Law. If these wastes cannot be disposed of by use according to label instructions, contact your State Pesticide or Environmental Control Agency, or the Hazardous Waste Representative at the nearest EPA Regional Office for guidance.

(Note to Reviewer: Only one of the following paragraphs will be used for Residue Removal/Container Disposal on all refillable and non-refillable INDUSTRIAL/COMMERCIAL/INDUSTRIAL labels.)

(Note: For containers up to and including 5 gallons)

RESIDUE REMOVAL INSTRUCTIONS: Triple rinse container (or equivalent) promptly, emptying. Triple rinse as follows: Fill the container ¼ full with water and recap. Shake 10 seconds. Follow Pesticide Disposal instructions for rinsate disposal. Drain for 10 seconds after the flow begins to drip. Repeat procedure two more times.

(For containers greater than 5 gallons with Industrial/Commercial/Non-public Health Uses)

RESIDUE REMOVAL INSTRUCTIONS: To clean the container before final disposal, empty the remaining contents from this container into application equipment or a mix tank. Empty remaining contents into application equipment or a mix tank. Fill the container ¼ full with water. Replace and tighten closures. [(Tip container on its side and roll it back and forth, ensuring at least one complete revolution for 30 seconds) (Agitate vigorously or recirculate water for 30 seconds)]. Stand the container on its end and tip it back and forth several times. Turn the container over onto its other end and tip it back and forth several times. Empty the rinsate into application equipment or a mix tank or store rinsate for later use or disposal. Repeat this procedure two more times.

(For containers greater than 5 gallons with Industrial/Commercial Public Health Uses)

RESIDUE REMOVAL INSTRUCTIONS: To clean the container before final disposal, triple rinse as follows: Fill container ¼ full with water. [(Tip container on its side and roll it back and forth, ensuring at least one complete revolution for 30 seconds) (Agitate vigorously or recirculate water for 30 seconds)]. Stand the container on its end and tip it back and forth several times. Turn the container over its other end and tip it back and forth several times. Follow Pesticide Disposal instructions for rinsate disposal. Repeat this procedure two more times.

(For containers up to and including 5 gallons - Refillable containers only)

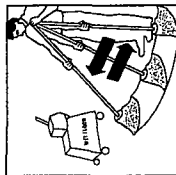
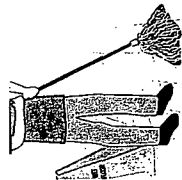
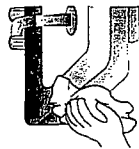
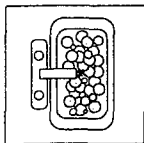

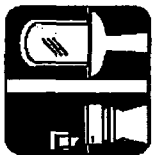
CONTAINER HANDLING/RESIDUE REMOVAL: Refillable container. Triple rinse (or equivalent) Refill this container with [(this brand) (this product) (Product name) (pesticide)] only. Do not reuse this container for any other purpose. Cleaning the container before final disposal is the responsibility of the person disposing of the container. Cleaning before refilling is the responsibility of the refiller.

ACCEPTED
with COMMENTS
by EPA Letter Dated:

JUN 26 2003


Under the Federal Insecticide,
Fungicide, and Rodenticide Act as
amended, for the pesticide,
registered under EPA Reg. No. 10334-170

(Note to Reviewer: These icons have been requested by our customers and will appear on the label with the appropriate directions.)



WARNING
AVISO

CHILDREN CAN FALL INTO BUCKET AND DROWN. KEEP CHILDREN AWAY FROM BUCKET WITH EVEN SMALL AMOUNT OF WATER.
Niños pueden caer dentro de un balde y ahogarse. Evite que los niños se acerquen al balde aunque solamente tenga un poco de agua.



DISINFECTANT



DESINFECTANTE




ACCEPTED
with COMMENTS
in EPA Letter Dated:

JUN 26 2013

Under the Federal Insecticide, Fungicide, and Rodenticide Act, amended, for the pesticide registered under...

16324120

(Note to Reviewer: These icons have been requested by our customers and will appear on the label with the appropriate formula fragrance.)



Floral Scent



Floral Scent




Floral Scent



Floral Scent



Lemon Scent




Lemon Scent



Lemon Scent



Lime Scent




Lemon/Cherry/Apple Scent




Orange Scent



Pine Scent



Pine Scent



Pine Scent



Mint Scent



Tropical Scent



Tropical Scent



Tropical Scent



Tropical Scent

ACCEPTED
with COMMENTS
in EPA Letter Dated:
JUN 26 2013
Under the Federal Insecticide,
Fungicide, and Rodenticide Act as
amended, for the pesticide,
registered under EPA Reg. No. 032440

**TWO OUNCE PACKET TO BE USED WITH MASTER
CONTAINER LABEL**

MIX EACH PACKET WITH 1 GALLON OF WATER

MAQUAT® 64 EBC

E.P.A. Reg. No. 10324-120 E.P.A. Est. No. 10324-IL-1

NET CONTENTS: 2 FLUID OUNCE

ACTIVE INGREDIENTS:

Alkyl (C₁₄ 60%, C₁₆ 30%, C₁₂ 5%, C₁₈ 5%)
dimethyl benzyl ammonium chloride 2.7125%
Alkyl (C₁₂ 68%, C₁₄ 32%)
dimethyl ethylbenzyl ammonium chloride 2.7125%

INERT INGREDIENTS: 94.5750%
TOTAL: 100.0000%

**KEEP OUT OF REACH OF CHILDREN
DANGER**

SEE OUTER CONTAINER FOR PRECAUTIONARY
DIRECTIONS

DISPOSAL: Do not reuse container. Wrap and dispose in accordance with local, state, and federal regulations. Registered under the Federal Insecticide, Fungicide, and Rodenticide Act as

MASON CHEMICAL COMPANY

"THE QUATERNARY SPECIALISTS"

721 W. Algonquin Road
Arlington Heights, IL 60005



847-290-1621

Toll Free:
1-800-362-1855

**ACCEPTED
with COMMENTS
in EPA COMMENTS
under the Federal Insecticide,
Fungicide, and Rodenticide Act as
registered under EPA Reg. No. 10324-120**

SECONDARY CONTAINER LABEL

(Note to Reviewer: This secondary container label will be used only when the product is diluted in accordance with the use directions.)

MAQUAT® 64-EBC

E.P.A. Reg. No. 10324-120 E.P.A. Est. No. 10324-IL-1

The product in this container is diluted to 850 ppm as directed on the pesticide product master label.

ACTIVE INGREDIENTS:

Alkyl (C₁₄ 60%, C₁₆ 30%, C₁₂ 5%, C₁₈ 5%)
dimethyl benzyl ammonium chloride 2.7125%
Alkyl (C₁₂ 68%, C₁₄ 32%)
dimethyl ethylbenzyl ammonium chloride 2.7125%

INERT INGREDIENTS: 94.5750%
TOTAL: 100.0000%

**KEEP OUT OF REACH OF CHILDREN
DANGER**

PRECAUTIONARY STATEMENTS

HAZARDS TO HUMANS AND DOMESTIC ANIMALS

Corrosive. Causes irreversible eye damage and skin burns. Harmful if inhaled or absorbed through the skin. Causes moderate eye irritation. Avoid contact with eyes, skin, or clothing. Avoid breathing vapor or spray mist. Wash thoroughly with soap and water after handling and before eating, drinking, chewing gum, using tobacco or using the toilet. Remove and wash contaminated clothing before reuse.

Follow the directions for use on the pesticide label when applying this product. See product label for Storage and Disposal instructions.

MASON CHEMICAL COMPANY
"THE QUATERNARY SPECIALISTS"

721 W. Algonquin Road
Arlington Heights, IL 60005



847-290-1621

Toll Free:
1-800-362-1855