

10324-117

5/5/2015

1141



UNITED STATES ENVIRONMENTAL PROTECTION AGENCY
WASHINGTON, DC 20460

OFFICE OF CHEMICAL SAFETY
AND POLLUTION PREVENTION

MAY 5 2015

Lisa M Amadio
Registration Manager
Mason Chemical Company
723 W. Algonquin Rd.
Arlington Heights, IL 60005

Subject: Label Amendment – Revise labeling
Product Name: **Maquat 710-M**
EPA Registration Number: 10324-117
Application Date: 2/03/2015
Decision Number: 503356

Dear Ms. Amadio:

The amended label referred to above, submitted in connection with registration under the Federal Insecticide, Fungicide and Rodenticide Act, as amended, is acceptable. This approval does not affect any conditions that were previously imposed on this registration. You continue to be subject to existing conditions on your registration and any deadlines connected with them.

A stamped copy of your labeling is enclosed for your records. This labeling supersedes all previously accepted labeling. You must submit one copy of the final printed labeling before you release the product for shipment with the new labeling. In accordance with 40 CFR 152.130(c), you may distribute or sell this product under the previously approved labeling for 18 months from the date of this letter. After 18 months, you may only distribute or sell this product if it bears this new revised labeling or subsequently approved labeling. "To distribute or sell" is defined under FIFRA section 2(gg) and its implementing regulation at 40 CFR 152.3.

Should you wish to add/retain a reference to the company's website on your label, then please be aware that the website becomes labeling under the Federal Insecticide Fungicide and Rodenticide Act and is subject to review by the Agency. If the website is false or misleading, the product would be misbranded and unlawful to sell or distribute under FIFRA section 12(a)(1)(E). 40 CFR 156.10(a)(5) list examples of statements EPA may consider false or misleading. In addition, regardless of whether a website is referenced on your product's label, claims made on the website may not substantially differ from those claims approved through the registration process. Therefore, should the Agency find or if it is brought to our attention that a website contains false or misleading statements or claims substantially differing from the EPA approved registration, the website will be referred to the EPA's Office of Enforcement and Compliance.

2/41

Page 2 of 2
EPA Reg. No. 10324-88
Decision No. 499364

Your release for shipment of the product constitutes acceptance of these conditions. If these conditions are not complied with, the registration will be subject to cancellation in accordance with FIFRA section 6.

If you have any questions, please contact Drusilla Copeland by phone at 703-308-6224, or via email at copeland.drusilla@epa.gov.

Enclosure

Sincerely,

Drusilla Copeland
for Velma Noble
Product Manager (31)
Regulatory Management Branch I
Antimicrobials Division (7510P)

3/41

MAQUAT® 710-M

(Note to Reviewer: Marketing claims may be used on the front panel.)

**Cleaner • Disinfectant • {Food Contact} {Non-Food Contact} Sanitizer
 • Deodorizer • Mildewstat • Virucide***

ACTIVE INGREDIENTS:

Alkyl (50% C ₁₄ , 40% C ₁₂ , 10% C ₁₆)	
Dimethyl Benzyl Ammonium Chloride.....	4.0%
Octyl Decyl Dimethyl Ammonium Chloride.....	3.0%
Didecyl Dimethyl Ammonium Chloride.....	1.5%
Diocetyl Dimethyl Ammonium Chloride.....	1.5%
OTHER INGREDIENTS:	90.0%
TOTAL:	100.0%

KEEP OUT OF REACH OF CHILDREN
DANGER {PELIGRO}
 (See {(left)}{(back)}{(side)}{(right)}{(panel)}{(of label)}{(below)} for {(additional)}
 {(precautionary statements)}{(and)}{(or)}{(first aid)}.)

(Note to Reviewer: First Aid may only appear on different area of the container label if the Front Panel is less than 12 square inches in total.)

FIRST AID

In case of emergency, call a poison control center or doctor for treatment advice. Have the product container or label with you when calling a poison control center or doctor, or going for treatment.

IF IN EYES: Hold eye open and rinse slowly and gently with water for 15-20 minutes. Remove contact lenses, if present, after the first 5 minutes, then continue rinsing eye.

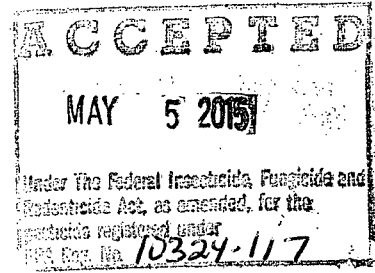

IF ON SKIN: Take off contaminated clothing. Rinse skin immediately with plenty of water for 15-20 minutes.

IF SWALLOWED: Have person sip a glass of water if able to swallow. Do not induce vomiting unless told to do so by a poison control center or doctor. Do not give anything by mouth to an unconscious person. Call a poison control center or doctor immediately for treatment advice.

IF INHALED: Move person to fresh air. If person is not breathing, call 911 or an ambulance, then give artificial respiration, preferably mouth-to-mouth, if possible.

NOTE TO PHYSICIAN: Probable mucosal damage may contraindicate the use of gastric lavage.

{For {(chemical)}{(and)}{(or)}{(medical)}{(and)}{(or)}{(environmental)} emergencies, call {insert name and/or number of emergency contact} {hours of operation}{24 hours a day}{7 days a week}.



Net Contents:
 {{Batch}{Lot} No} {Manufacturing Date};
 {Product of USA} {Made in the USA}

{See {additional}{sheet}{insert} for {other} (directions for use) {information} {claims} {organisms}.}

ORGANISM LIST

(Note to Reviewer: The list of organisms can be formatted into paragraph form using a comma to separate organisms.)

GENERAL DISINFECTION PERFORMANCE (IN NON-MEDICAL FACILITIES) (Households, Schools, Restaurants, Food Services, Dairies, Farm, Beverage and Food Processing Plants and Other Non-Medical Facilities): This product kills the following bacteria in 10 minutes at 1.75 oz. per 5 gal. of water ((260 ppm active)) on hard, non-porous surfaces:

- Salmonella enterica* ((ATCC 10708))
- Staphylococcus aureus* ((ATCC 6538))

DISINFECTION PERFORMANCE (IN INSTITUTIONS) (Hospitals, Dental Offices, Nursing Homes, and Other Health Care Institutions) **{AND} {NON-MEDICAL FACILITIES}** (Households, Schools, Restaurants, Food Services, Beverage, Food Processing Plants and Other Non-Medical Facilities): This product kills the following bacteria in 10 minutes at 3 oz. per 5 gal. of water ((450 ppm active)) and 5% soil on hard, non-porous surfaces against:

- Burkholderia cepacia* ((ATCC 25416))
- Campylobacter jejuni* ((ATCC 29428))
- Clostridium perfringens-vegetative* ((ATCC 13124))
- Corynebacterium ammoniagenes* ((ATCC 6871))
- Escherichia coli* O157:H7 ((ATCC 35150))
- Enterococcus faecium* (Vancomycin Resistant) ((VRE))
- Klebsiella pneumoniae* ((ATCC 13883))
- Listeria monocytogenes* ((ATCC 984))
- Pseudomonas aeruginosa* ((ATCC 15442))
- Rhodococcus equi* ((ATCC 7699))
- Salmonella enterica* ((ATCC 10708))
- Salmonella enterica serovar agona* ((ATCC 51957))
- Salmonella enterica serovar anatum* ((ATCC 9270))
- Salmonella enterica serovar infantis* ((ATCC 51741))
- Salmonella enterica serovar Newport* ((ATCC 27869))
- Salmonella enterica serovar typhimurium* ((ATCC 23564))
- Salmonella typhi* ((ATCC 6539))
- Shigella sonnei* ((ATCC 9290))
- Staphylococcus aureus* ((ATCC 6538))
- Staphylococcus aureus* (Methicillin Resistant) ((MRSA)) ((ATCC 33591))
- Staphylococcus aureus* (Community Associated Methicillin Resistant) ((CA MRSA))
- Streptococcus equi* ((ATCC 33398))

VIRUCIDAL* PERFORMANCE: This product kills the following viruses in 10 minutes at 3 oz. per 5 gal. of water ((450 ppm active)) and 5% soil on hard, non-porous surfaces:

- Avian Influenza A ((H5N1)) Virus
- Avian influenza/Turkey/Wisconsin Virus ((VR-798))
- Human Coronavirus ((VR-740))
- Hepatitis B Virus ((HBV))
- Hepatitis C Virus ((HCV))
- Herpes Simplex Type 1 Virus ((VR-260))
- Herpes Simplex Type 2 Virus ((VR-734))
- Human Immunodeficiency Virus Type 1* ((AIDS Virus)) ((HIV-1))
- Influenza A ((H1N1)) Virus ((VR-1469)) ((Strain A/PR/8/34))
- Influenza A₂/Hong Kong Virus ((VR-544))
- Influenza A₂/J305 Virus ((VR-100))
- Norovirus ((Norwalk-like Virus)) ((Feline Calicivirus)) ((VR-782))
- Vaccinia Virus ((Smallpox Vaccine Virus)) ((VR-119))

* Indicates a 2 minute contact time is required for this claim.

MILDEWSTATIC PERFORMANCE: This product controls the following mold in 10 minutes at 3 oz. per 5 gal. of water ((450 ppm active)) and 5% soil on hard, non-porous surfaces:

- Aspergillus niger* ((ATCC 6275))

ANIMAL PREMISE VIRUCIDAL* PERFORMANCE: This product kills the following viruses in 10 minutes at 3 oz. per 5 gal. of water ((450 ppm active)) and 5% soil on hard, non-porous surfaces:

- Avian Influenza A Virus ((H5N1))
- Avian influenza/Turkey/Wisconsin Virus ((VR-798))
- Canine Distemper Virus ((VR-128))
- Canine Coronavirus ((VR-809))
- Equine Influenza A Virus ((H3N8))
- Equine Herpes Virus Type 1 ((VR-2229))
- Infectious Bovine Rhinotracheitis Virus ((IBR)) ((VR-188))
- Infectious Laryngotracheitis Virus
- Newcastle Disease Virus ((VR-109))
- Porcine Respiratory & Reproductive Virus ((PRRSV))
- Porcine Rotavirus ((VR-893))
- Pseudorabies Virus ((VR-135))
- Transmissible Gastroenteritis Virus ((TGE))

NON-FOOD CONTACT SANITIZING PERFORMANCE: This product is an effective one-step non-food contact sanitizer in 3 minutes at 1 oz. per 5 gal. of water ((150 ppm active)) and 5% soil on hard, non-porous surfaces against:

- Staphylococcus aureus* ((ATCC 6538))
- Klebsiella pneumoniae* ((ATCC 4352))

FOOD CONTACT SANITIZING PERFORMANCE:

This product is an effective food contact sanitizer in 1 minute at 1 oz. per 4 gal. of 500 ppm hard water ((200 ppm active)) on hard, non-porous surfaces:

- Aeromonas hydrophila* ((ATCC 23213))
- Campylobacter jejuni* ((ATCC 29428))
- Clostridium perfringens-vegetative* ((ATCC 13124))
- Escherichia coli* ((ATCC 11229))
- Escherichia coli* O111:H8 ((ATCC BAA-184))
- Escherichia coli* O157:H7 ((ATCC 35150))
- Escherichia coli* O45:K:H- ((ECL 1001))
- Escherichia coli* O103:K:H8 ((ATCC 23982))
- Escherichia coli* O121:K:H10 ((ECL 39V))
- Escherichia coli* O26:H11 ((ATCC BAA-1653))
- Enterococcus faecalis* (Vancomycin Resistant) ((ATCC 51299))
- Enterobacter sakazakii* ((ATCC 29544))
- Listeria monocytogenes* ((ATCC 984))
- Klebsiella pneumoniae* ((ATCC 4352))
- Salmonella enterica* ((ATCC 10708))
- Salmonella enteritidis* ((ATCC 4931))
- Salmonella typhi* ((ATCC 6539))
- Shigella dysenteriae* ((ATCC 9361))
- Shigella sonnei* ((ATCC 25931))
- Staphylococcus aureus* ((ATCC 6538))
- Staphylococcus aureus* (Methicillin Resistant) ((ATCC 33592))
- Streptococcus pyogenes* ((ATCC 12344))
- Yersinia enterocolitica* ((ATCC 23715))

This product is an effective food contact sanitizer in 1 minute at 0.75 oz. per 4 gal. of 300 ppm hard water ((150 ppm active)) on hard, non-porous surfaces:

- Escherichia coli* ((ATCC 11229))
- Staphylococcus aureus* ((ATCC 6538))

This product is an effective food contact sanitizer in 1 minute at 2 oz. per 4 gal. of 1000 ppm hard water ((400 ppm active)) on hard, non-porous surfaces:

- Escherichia coli* ((ATCC 11229))
- Staphylococcus aureus* ((ATCC 6538))

MAQUAT® 710-M

ORGANISM LIST

LAUNDRY BACTERIOSTATIC PERFORMANCE: This product is an effective laundry bacteriostat in 5 minutes at 0.9 oz. per gal. of water against the following organisms:

- Corynebacterium ammoniagenes* {(ATCC 6872)}
- Klebsiella pneumoniae* {(ATCC 4352)}
- Staphylococcus aureus* {(ATCC 6538)}

LAUNDRY SANITIZER PERFORMANCE: This product is an effective laundry sanitizer in 5 minutes at 1 oz. per gal. of 200 ppm hard water against the following organisms:

- HIV-1** {(Strain IIRF)}
- Pseudomonas aeruginosa* {(ATCC 15442)}
- Klebsiella pneumoniae* {(ATCC 4352)}
- Staphylococcus aureus* {(ATCC 6538)}
- Staphylococcus aureus* {Methicillin-Resistant}{(MRSA)}
{(ATCC 33592)}

** Indicates a 4 minute contact time is required for this claim.

TABLE OF CONTENTS

(Note to Reviewer: The Table of Contents will not be on any label. This is for our customer's reference only.)

ORGANISM LIST.....	2
TABLE OF CONTENTS.....	3
MARKETING CLAIMS.....	4
HOSPITAL/HEALTH CARE/MEDICAL/NON-MEDICAL DISINFECTION.....	12
GENERAL DISINFECTION.....	13
SANITIZING.....	14
MOLD/MILDEW.....	18
ANIMAL PREMISES.....	19
FOGGING.....	20
BARBER/SALON.....	21
RESTROOM/BATHROOM.....	21
DEODORIZATION/CLEANING.....	22
WATER AND SMOKE DAMAGE RESTORATION.....	23
OTHER USES.....	23
RESIDENTIAL/HOUSEHOLD USE.....	25
LAUNDRY USE.....	25
WATER TREATMENT (Not for Use in CA.).....	26
GAS PRODUCTION AND TRANSMISSION PIPELINE AND SYSTEMS.....	27
ALTERNATE CONTAINER/DELIVERY SYSTEMS.....	28
STORAGE AND DISPOSAL.....	29
PRECAUTIONARY STATEMENTS.....	29
SUPPLEMENTAL LABEL:.....	35

6/11

MARKETING CLAIMS

(Note to Reviewer: Marketing text is considered optional. Commas and the words "and" "or" can be added to phrases to make text grammatically correct.)

{LOCATIONS/SURFACES}

(Note to Reviewer: The locations/surfaces have been grouped for space purposes only; they can be used individually or grouped together in any order. In the case where one or more location/surface is chosen, an "and" "&" "or" may be used to link locations/surfaces.)

This product is for use on hard, non-porous surfaces in (insert location)

This product [{when used as directed} {can be used} {is formulated to [{disinfect} {clean} {sanitize} {deodorize}]} {is formulated for use}] on {washable} hard, non-porous surfaces such as: (insert surface)

For use {in} {on} (insert location/surface).

{With Organic Soil {Load} {Tolerance}{For} (insert location)

{LOCATIONS}

- Airline terminals, airports, bus stations, train stations, transportation terminals, public facilities, shipping terminals, travel rest areas, waysides
- Automobiles, cars, trucks, campers, RV's, trailers, automotive garages, auto repair centers
- Boats, ships, barges, cruise lines, cruise ships, watercraft
- Boxcars, tankers, and tank trucks
- Buses, public transportation, trains, taxis, airplanes, helicopters
- Delivery trucks, garbage trucks, maintenance vehicles
- EMS & fire facilities, emergency vehicles, ambulances, police cars, fire trucks
- Police stations, crime scenes, courthouses, correctional facilities, municipal government buildings, prisons, jails, penitentiaries, correctional institutions
- Recycling centers

- Athletic facilities, locker rooms, exercise rooms, exercise facilities, gyms, gymnasiums, field houses
- Banks, churches, libraries, post offices
- Campgrounds, playgrounds, recreational facilities, picnic facilities
- Day care centers, {children} nurseries, kindergartens, and preschools
- Funeral homes, morgues, mortuaries, burial vaults, mausoleums, autopsy rooms, cadaver processing areas
- Health clubs, spas, tanning salons, tanning spas, tanning beds, massage/facial salons, hair/nail/pedicure salons, barber/beauty shops, salons, foot spas, tattoo parlors. (Not for use on needles or other skin piercing instruments)
- Hotels, motels
- Laundry, laundry facilities, washing machines, clothes washing machines, commercial laundries, coin-operated laundries, laundry cleaning facilities
- Museums, art galleries, performance/theater centers, movie houses, bowling alleys
- Restaurants, bars, kitchens, taverns, cafeterias, institutional kitchens, fast food operations, food storage areas
- Schools, colleges, dormitories, classrooms, community colleges, universities
- Sports arenas, sports complexes
- Supermarkets, convenience stores, retail and wholesale establishments, department stores, shopping malls, gift shops, video stores, bookstores, dressing rooms, photocopy centers, bicycle shops
- Veterinary, veterinary clinics, animal life science laboratories, animal laboratories, animal research centers, animal quarantine areas, animal holding areas, equine farms, {dog} {cat} {animal} kennels, animal breeding facilities, breeding establishments, animal husbandry establishments, grooming establishments, pet animal quarters, animal housing facilities, zoos, tack shops, pet shops, operating rooms, washing areas, waiting rooms, examination rooms and other animal care facilities

- Businesses, office buildings, workstations, break rooms, public restrooms, housekeeping, janitorial rooms
- Commercial florist and flower shops
- Commercial Recirculating Cooling Water Towers and Once Through Fresh Water Cooling Systems. (Not for use in cooling towers, water cooling systems in CA.)
- Cosmetic manufacturing facilities, medical device manufacturing facilities, biotechnology firms, pharmaceutical manufacturing facilities
- Factories, computer manufacturing sites, toy factories, warehouses
- Institutional, commercial, industrial, institutions, commercial sites, industrial sites, institutional facilities, public places
- Laboratories

- Basements, cellars, bedrooms, attics, garages, living rooms, and porches
- Bathrooms, restrooms, shower rooms, shower and bath areas
- Homes, households, condos, apartments, mobile homes, vacation cottages, summer homes
- Kitchens, bathrooms and other household areas
- Dairy, Equine, Poultry/Turkey Farms
- Farmhouses, barns, sheds, tool sheds, {cattle} {swine} {sheep} {horse} barns, pens and stalls, swine quarters, livestock farms, equine quarters, brooder houses, seed houses and veal, calving, hog, cattle and horse operations, chick vans, egg trucks, hatchery and farm vehicles
- Federally inspected meat and poultry plants
- Food establishments, coffee shops, donut shops, bagel stores, pizza parlors, liquor stores, wineries
- Food handling and process areas
- Food processing plants, USDA inspected food-processing facilities, federally inspected meat and poultry plants, egg processing plants, poultry and turkey farms, farms, dairy farms, hog farms, meat/poultry processing plants, mushroom farms, rendering plants, poultry and animal dressing plants, canneries, meat packing plants
- Hide/leather processing surfaces such as hide storage bins, holding tanks, chill tanks, serpentine tanks and chains, machine and tannery equipment surfaces, conveyors and trolleys, hide press, grading and storage areas and scales
- Poultry Premise Sanitation {(Hatcheries)}:

Egg Receiving Area	Tray Dumping Area	Chick Processing Area
Egg Holding Area	Chick Holding Area	Chick Loading Area
Setter Room	Hatchery Room	Poultry Buildings
- Processing facilities for Fish, Milk, Citrus, Wine, Fruit, Vegetable, Ice Cream and Potato and beverage plants
- Swine Premise Sanitation:

Farrowing Barns and Areas	Dressing Plants	Blocks
Waterers and Feeders	Loading Equipment	Creep Area
Hauling Equipment	Nursery	Chutes
- Tobacco plant premises
- Hospitals, nursing homes, medical and dental offices and clinics, healthcare facilities, physician offices, operating rooms/theaters, radiology rooms, isolation wards, quarantine areas, hospices, medical research facilities, washing areas, ICU areas, acute care institutions, alternate care institutions, home healthcare institutions sick rooms
- Life care retirement communities, elder care centers, elder care facilities
- Patient care rooms & facilities, recovery rooms, Emergency Rooms, x-ray cat labs, exam rooms, newborn nurseries, neonatal units, orthopedics, respiratory therapy, surgical centers, out-patient surgical centers, labs, blood collection rooms, central supply, housekeeping & janitorial rooms, ophthalmic/optometric facilities

{SURFACES}

- {Countertops} {counters}, countertop laminates, stovetops {stoves}, {bathroom}{kitchen} sinks, tub surfaces, shelves, racks, carts, appliances, refrigerators, ice machines, microwave ovens
- Dishes, {glassware} {glasses}, silverware, cooking utensils, eating utensils, plastic and other non-porous cutting boards, plastic and other non-porous chopping blocks, coolers, ice chests, refrigerator bins used for meat, vegetables, fruit and eggs, Tupperware®
- Floors, finished floors, high speed burnished floors, conductive flooring, walls, ceilings, fixtures
- Glass surfaces, aluminum, brass, copper, laminated surfaces, metal, plated steel, stainless steel, glazed porcelain, glazed {restroom} tile, glazed {restroom} ceramic, sealed granite, sealed marble, plastic {such as polycarbonate, polyvinylchloride, polystyrene or polypropylene}, sealed limestone, sealed slate, sealed stone, sealed terra cotta, sealed terrazzo, chrome, Plexiglas®, enameled surfaces, painted {finished} woodwork, Formica®, vinyl and plastic upholstery, washable wallpaper, windows, mirrors, painted surfaces
- Highchairs, baby cribs, diaper changing stations, infant bassinets/cribs/warmers/incubators/care equipment, folding tables, hampers, laundry pails, empty diaper pails
- Shower stalls, shower doors and curtains, bathtubs and glazed tiles, chrome plated intakes, toilets, toilet seats, toilet bowls, toilet bowl surfaces, urinals, portable and chemical toilets and latrine buckets, vanity tops, and restroom fixtures, bathroom fixtures, bathroom bowls, basins, tubs
- Sealed foundations, steps, plumbing fixtures, finished baseboards and windowsills
- Tables, chairs, desks, folding tables, bed frames, lifts, washable walls, cabinets, doorknobs and garbage cans/pails, trash barrels, trash cans, trash containers, cuspidors spittoons, industrial waste receptacles and garbage handling equipment, shelves, racks and carts, door knobs and handles
- And other hard, non-porous surfaces

8/41

- Automobile interiors, mats, crates, cabs, and wheels
- Commercial florist pots, flats and flower buckets, work areas and benches
- Crypton Barrier fabric
- Footbath surfaces
- Hair clippers, cutting implements, plastic rollers, washable nail files
- Hard hats, headphones
- Hard, non-porous surfaces of picnic tables and outdoor furniture
- Kennel runs, cages, kennel/cage floors, conductive flooring, examination tables, veterinary x-ray tables, loading platforms, animal equipment
- Large inflatable, non-porous plastic and rubber structures such as animals, promotional items, moonwalks, slides, obstacle course play and exercise equipment
- Maintenance equipment
- Non-wooden picnic tables and outdoor furniture except cushions and wood frames
- Playground equipment
- Slurpee® machines, Drinking fountains
- Tanning spas/beds, tanning equipment
- Tattoo equipment. (Not for use on needles or other skin piercing instruments)
- Telephones and telephone booths
- Ultrasonic baths, whirlpools, whirlpool bathtubs, waterbed conditioner (Waterbed conditioner "Not for use in CA.")
- Wrestling and gymnastic mats, athletic mats, athletic training tables, physical therapy tables, exercise equipment, athletic helmets, wrestling/boxing headgear, athletic shoe soles, and locker rooms {areas}
- Beer fermentation and holding tanks, bottling or pre-mix dispensing equipment
- Citrus processing equipment and holding tanks
- Food {preparation} {and} {storage} areas
- Hatchers, setters, trays, racks, egg flats, chick boxes, egg cases, vans and trash containers seed houses, poultry/turkey equipment, carts, sexing tables, and automated tray, rack and buggy washers, egg receiving and egg holding areas
- Harvesting & Handling Equipment
- Ice Machines
- Kitchen equipment such as food processors, blenders, cutlery, trash compactors and other utensils
- Meat packing plant surfaces such as livestock vehicles and holding pens, receiving areas and delivery chutes, slaughter areas and conveyors, hand, rub and guide rails, post knock cabinets, stands and flooring surfaces, chains and moving process lines, chutes, conveyors, tallow and animal feed production surfaces, processed product and offal equipment surfaces, fabrication and processing areas covering cold storage areas, stainless steel cut out and prep tables, and other stainless surfaces
- Tobacco plant equipment
- Wine processing equipment and holding tanks
- External lenses, vision correction devices including eyeglasses, protective eyewear, goggles, light lens covers, optical instruments/implements (Not for use on contact lenses.)
- Hospital beds, bed railings, bedpans, gurneys, traction devices, MRI, CAT, examining tables, scales, paddles, wheelchairs, hard, non-porous surfaces of cervical collars and neck braces, spine backboards, stretchers, unit stools, CPR training mannequins, curing lights, light lens covers, slit lamps, operating room lights, operating tables, oxygen hoods, dental chairs/countertops, examination tables, x-ray tables, ambulance equipment/surfaces, medical equipment surfaces
- Exhaust fans, refrigerated storage and display equipment, coils and drain pans of air conditioning, refrigeration equipment and heat pumps
- Humidifier water tanks (Not for use in CA.)
- Interior hard, non-porous surfaces of water softeners, reverse osmosis units, ice machines, water coolers, water holding tanks and pressure tanks

DISINFECTION MARKETING CLAIMS

(Note to Reviewer: The following marketing claims may be used with the prefix "This product".)

- Athletic surface disinfectant.
- Can be used to disinfect, clean and deodorize terrarium and small animal cages, substrate and other hard, non-porous cage {{equipment} {furniture} {plastic terrarium ornaments} {heat caves} {and} {water dishes}}. (Do not use on porous rocks, driftwood and hot rocks)
- Cleans, disinfects and deodorizes on hard, non-porous surfaces.
- Cleans, disinfects and deodorizes hard, non-porous surfaces by killing many odor-causing microorganisms and mold and mildew.
- Cleans, disinfects and eliminates odors leaving hard, non-porous surfaces smelling clean and fresh.
- Cleans, disinfects and deodorizes hard, non-porous surfaces by killing odor causing microorganisms and mold and mildew.
- Cleans, disinfects and deodorizes hard, non-porous {{hospital} {medical} surfaces} in one step {with no rinsing required}.
- Cleans, disinfects and deodorizes hard, non-porous surfaces such as flower buckets, walls, floors of coolers, shippers, greenhouse packing areas, garbage pails, design and packing benches, and countertops, and other areas where obnoxious odors develop.
- Cleans and disinfects non-medical {{i.e. industrial and firefighting}} respirators in industrial, commercial and institutional premises.

- Cleans, sanitizes and disinfects hard, non-porous surfaces of personal protective safety equipment, protective headgear, athletic helmets, wrestling/boxing headgear, athletic shoe soles, hard hats, headphones, half mask respirators, full face breathing apparatus, gas masks, goggles, spectacles, face shields, hearing protectors and ear muffs. Rinse all equipment that comes in prolonged contact with skin before reuse with clean warm water (about 120°F), and allow to air dry. (Precaution: Cleaning at 120°F temperature will avoid overheating and distortion of the personal safety equipment that would necessitate replacement.)
- Cleans, shines, deodorizes and disinfects all hard, non-porous {household} surfaces {listed on the label}.
- Delivers non-acid disinfection performance in an economical concentrate.
- Disinfects {Disinfectant}.
- Disinfects {and sanitizes} hard, non-porous kitchen surfaces {bathroom surfaces and floors}.
- Has been designed for veterinarians, animal groomers, hair stylists, barbers and beauticians, for use in disinfecting and maintaining clippers.
- Has demonstrated effectiveness against Influenza A {(H1N1)} Virus.
- Is a broad-spectrum hard surface disinfectant that has been shown to be effective against Influenza A {(H1N1)} and other similar viruses*.
- Is a concentrated hospital use disinfectant that is effective against a broad spectrum of bacteria, is virucidal*, {and} mildewstatic, and eliminates odor causing bacteria when used as directed.
- Is a {concentrated} non-acid {bowl and} bathroom cleaner, which cleans, disinfects and deodorizes
- Is a disinfectant and non-food contact surface sanitizer for cleanroom and laboratory areas to disinfect washable, hard, non-porous non-food contact surfaces such as: laminar-airflow equipment and BioSafety cabinet work surfaces and exterior surfaces of the following: countertops, sinks, plumbing fixture surfaces, and incubators, refrigerators and centrifuge surfaces of metal, stainless steel, glass, plastic {such as polystyrene or polypropylene}, Formica®, and vinyl.
- Is a one-step {hospital-use} germicidal {disinfectant} cleaner and deodorant {odor-counteractant} {odor neutralizer} designed for general cleaning, {and} disinfecting, {deodorizing} {and controlling mold and mildew on} {of} hard, non-porous surfaces.
- Is a multi-surface cleaner, deodorizer and disinfectant.
- Is a one-step disinfectant that is effective against a broad spectrum of bacteria, is virucidal* {including HIV-1, HCV & HBV} and inhibits the growth of mold and mildew and their odors when used as directed.
- Is a phosphate-free formulation designed to provide effective cleaning, deodorizing and disinfection in areas where housekeeping is of prime importance in controlling the hazard of cross-contamination on treated surfaces.
- Is a proven disinfectant, cleaner, sanitizer, mildewstat, and virucide*.
- Is a versatile cleaner, sanitizer and broad-spectrum disinfectant formulated for use on bath and therapy equipment {(Whirlpools)}.
- Is a versatile Disinfectant & Sanitizer for Veterinarian, Veterinary Practice, Animal Care, Animal Laboratory, and Agricultural and Farm Premise applications.
- Is an effective [{bactericide} {and} {virucide*}] {disinfectant} {non-food contact sanitizer} in the presence of [{organic soil} {5% {blood} serum}].
- Is designed to provide both general cleaning and disinfection.
- Is for use as a disinfectant on hard, non-porous surfaces {at {450} {260} ppm active}.
- Is for use as a disinfectant on hard, non-porous surfaces {at [{450} {260}] ppm active} and as a sanitizer on dishes, glassware and utensils, public eating places, dairy processing equipment, and food processing equipment {at 150-400 ppm active}.
- Is for use in federally inspected meat and poultry plants on all hard, non-porous surfaces in inedible product processing areas, non-processing areas and/or exterior areas, federally inspected meat and poultry plants as a floor and wall cleaner for use in all departments, and federally inspected meat and poultry plants as a disinfectant agent for use in all departments.
- Is used to clean, sanitize and disinfect non-porous ambulance equipment and surfaces by rinsing all equipment that comes in prolonged contact with skin before reuse with clean warm water (about 120°F), and allow to air dry. (Precaution: Cleaning at 120°F temperature will avoid overheating and distortion of the ambulance equipment and surfaces that would necessitate replacement.)
- Is used to disinfect and sanitize non-porous salon/barber tools and instruments such as combs, clippers, plastic rollers, brushes, trimmers, razors, scissors, blades, tweezers, baths and manicure instruments, and pedicure instruments.
- Is used to disinfect non-porous salon/barber tools and instruments such as combs, clippers, plastic rollers, brushes, trimmers, razors, scissors, blades, tweezers, baths, manicure instruments, pedicure instruments, and footbath surfaces.
- Is a versatile sanitizer and broad-spectrum disinfectant formulated for use in Ultrasonic Baths {Ultrasonic cleaning units}.
- Kills *{insert virus name from approved organism listing for this product}*.

- Kills {99.9% of}:
 - {any disinfection organism listed} {on hard, non-porous surfaces}.
 - {common} {household} {institutional} {kitchen} germs {on {the} floor(s)}.
 - {household} {institutional} {kitchen} bacteria –and/or– germs {{that get} tracked into your home} {by shoes –and/or– pets –and/or– kids} {from outside} {every day}.
 - {kitchen} {bathroom} {household} {institutional} bacteria {on {the} floor(s)} {ordinary dish soap can't}.
- Kills {Avian} Influenza A {Flu} Virus {(H5N1)} {(H1N1)} {(H3N2)}.
- Kills bacteria and helps prevent cross-contamination on {treated} non-food contact kitchen surfaces listed on this label.
- Kills {common} {kitchen} {bathroom} {household} [{germs} {bacteria} {and} {viruses*}]
- Kills germs.
- Respiratory illnesses attributable Pandemic 2009 H1N1 {(formerly called Swine Flu)} are caused by Influenza A Virus.
- When used as directed, will disinfect metal clipper blades as well as many other hard, non-porous surfaces.

SANITIZATION MARKETING CLAIMS

(Note to Reviewer: The following marketing claims may be used with the prefix "This product".)

- At 0.75 ounce of this product per 4 gal. of water, this sanitizer fulfills the criteria of Appendix F of the Grade A Pasteurized Milk Ordinance 1978 Recommendations of the U.S. Public Health Services in waters up to 500 ppm of hardness calculated as CaCO₃ when evaluated by the AOAC Germicidal and Detergent Sanitizer Method against *Escherichia coli* and *Staphylococcus aureus*.
- *Escherichia coli* {(E. coli)}, *Salmonella enterica* {(Salmonella)}, and *Staphylococcus aureus* {(Staph)} are common germs found where food is prepared and stored.
- {{Eliminates} {kills}} 99.999% of bacteria commonly found on kitchen surfaces {in 60 seconds}.
- For use as a food contact surface sanitizer at {0.25 oz. per gal. {(200 ppm active)}} {0.50 oz. per gal. {(400 ppm active)}} {0.19-0.25 oz. per gal. {(150-200 ppm active)}} {0.19-0.50 oz. per gal. {(150-400 ppm active)}} {0.25-0.50 oz. per gal. {(200-400 ppm active)}}.
- Has been cleared by the EPA in 40 CFR 180.940 for use on hard, non-porous food processing equipment, utensils, and other hard, non-porous food-contact articles at a concentration of 150-400 ppm active.
- Is a non-food contact surface sanitizer.
- Is a food contact surface sanitizer.
- Is an effective non-food contact sanitizer {in the presence of {{soils} {5% serum contamination}}} on hard, non-porous non-food contact surfaces.
- Is {{for use as a} {an effective one-step}} non-food contact sanitizer {and cleaner} on hard, non-porous, non-food contact surfaces {(150 ppm active)}.
- Is for use as a sanitizer in bottling and beverage dispensing equipment, beer fermentation and holding tanks, sanitary filling of bottles and cans {in the final rinse application}, and for external spraying of filling and closing machines and in wineries for use on holding tanks, floors and processing equipment.
- Is for use as a food grade egg shell sanitizer, with best results achieved in water temperatures ranging from 78°-110°F.
- Kills 99.999% of bacteria like *Escherichia coli*, *Campylobacter jejuni*, *Escherichia coli* O157:H7, *Staphylococcus aureus*, *Listeria monocytogenes*, *Yersinia enterocolitica* and *Shigella dysenteriae* on food contact kitchen surfaces in 60 seconds.
- Meets efficacy standards for hard, non-porous, non-food contact surface sanitizers.
- Regular, effective cleaning and sanitizing of equipment utensils and work or dining surfaces which could harbor food poisoning microorganisms minimizes the probability of contaminating food during preparation, storage or service. Effective cleaning will remove soil and prevent the accumulation of food residues, which may decompose or support the rapid development of food poisoning organisms or toxins. Application of effective sanitizing procedures reduces the number of those microorganisms that {which} are present on equipment and utensils after cleaning, and reduces the potential for the transfer, either directly through tableware such as glasses, cups and flatware or indirectly through food.
- Sanitizes hard, non-porous [{kitchen} {bathroom}] surfaces {and floors}.
- Sanitizing ice machines.
- To prevent cross contamination, kitchenware and food contact surfaces of equipment must be washed, rinsed with potable water and sanitized after each use and following any interruption of operation during which time contamination may have occurred.
- Use this product to sanitize hard, non-porous surfaces of food processing equipment, dairy equipment, food utensils, dishes, silverware, glasses, sink tops, countertops, refrigerated storage areas and display equipment and other hard surfaces.
- Where equipment and utensils are used for preparation of foods on a continuous or production line basis, utensils and the food contact surfaces of equipment must be washed, rinsed and sanitized at intervals throughout the day on a schedule based on food temperature, type of food and amount of food particle accumulation.

HOUSEHOLD MARKETING CLAIMS

(Note to Reviewer: The following marketing claims may be used with the prefix "This product".)

- Is effective against household [{germs} {bacteria}].
- Is great for use [{on} {in the}] [{kitchen}, {bathroom}, {floors}] {and} {other household areas}].
- For a cleaner, fresher household.

LAUNDRY MARKETING CLAIMS

(Note to Reviewer: The following marketing claims may be used with the prefix "This product".)

- At 10 oz. of this product per 100 lbs. of dry laundry, this product imparts to the fabric a residual self-sanitizing and residual bacteriostatic finish under humid or wet contamination conditions {(i.e. diapers and bed linens of incontinent persons)} during normal conditions of use and storage. When added in the final rinse cycle, this formulation provides fabric with residual self-sanitizing activity under conditions of high relative humidity or wet contamination.
- At 11.75 oz. of this product per 100 lbs. of dry laundry, this product provides sanitization against *Staphylococcus aureus*, *Klebsiella pneumoniae*, *Pseudomonas aeruginosa*, *Methicillin-resistant Staphylococcus aureus* (MRSA), and is effective against HIV. This product is effective in rinse water up to 200 ppm hard water. For HIV, this product is effective in 400 ppm hard water when presoaked for 4 minutes before normal washing.
- Eliminates bad odor found on wet and soiled laundry.
- Eliminates discoloration, pinholing and tensile strength loss caused by mildew growth.
- Eliminates the bad odor normal laundry detergent can't do.
- Fabric mildew inhibitor & sanitizer.
- Fabric treated with this product which has become contaminated or soiled through use will inhibit the growth of many organisms not only at the time of exposure, but also through the handling and transportation until the garments are again laundered and treated with this product.
- For residual bacteriostatic or self-sanitizing activity, conditions of high relative humidity or wet contamination are required.
- Is a concentrate formulation designed for use in commercial, institutional and industrial laundry operations.
- Is a highly concentrated, ready to use liquid fabric sanitizer & mildewstat.
- Is a laundry sanitizer designed for use in commercial, institutional and industrial laundry operations.
- Is for use as a laundry sanitizer/bacteriostatic/deodorizer on washable fabrics such as:
 - Diapers.
 - Napkins, tablecloths, curtains, draperies.
 - Hospital and institutional linen.
 - Commercial linen, hotel/motel linen.
 - Athletic apparel, athletic clothing.
- Is for use on fabrics, such as: diapers, athletic apparel, table linens, bedding & towels and hospital and institutional linen.
- Is perfect for table linens, aprons, towels, coats and diapers.
- Laundered fabric must be treated by soaking in a solution of this product.
- Laundry bacteriostat.
- Laundry sanitizer.
- Residual bacteriostat and self-sanitizing agent under humid or wet contamination conditions.
- Sanitizes fabrics, reducing bacterial count by 99.9%.
- Used as directed, this product provides effective residual bacteriostatic and self-sanitizing properties for laundered items such as diapers, hospital and institutional linens, and athletic apparel.
- When used in slug doses, no other microbiocide is required.
- Works as a laundry sanitizer against bacteria and is effective against HIV.

WATER TREATMENT MARKETING CLAIMS (Not for use in CA.)

(Note to Reviewer: The following marketing claims may be used with the prefix "This product".)

- Aids in the control of bacterial, fungal and algal slimes in evaporative condensers, heat exchange water systems, industrial and commercial cooling towers.
- A water treatment microbiocide for industrial and/or commercial recirculating cooling water towers, retort water systems and oil field water flood/salt water disposal systems and fracturing fluids.
- Controls algae and algal slime growth in industrial and/or commercial recirculating cooling water towers and once through freshwater cooling systems.
- For thermal processing/pasteurizing operations within farms, soft drink and food canning plants to reduce the number of living algae, bacteria and fungi. Do not use in any system which may come in contact with food.
- Is a microbiocide that helps clean and loosen slime debris from cooling and flooding system surfaces.
- Is a water treatment microbiocide that will control algae and bacterial slimes found in recirculating cooling tower waters and oil field water flood.
- To control algae and bacterial slimes, use this water treatment microbiocide as directed.

GENERAL MARKETING CLAIMS

(Note to Reviewer: The following marketing claims may be used with the prefix "This product" or "This product is {a} {an}")

- Antibacterial.
- Can be applied through foaming apparatus, low-pressure sprayers and fogging {wet misting} systems. Follow manufacturers' instructions when using this equipment.
- Clear formula. **(Note to Reviewer:** To be used only when no dyes are present)
- Contains no [{abrasives} {bleach} {harsh acids} {phosphates}] (so it won't scratch surfaces).
- Contains no fragrances. **(Note to Reviewer:** to be used only with non-fragrance formulas)
- Contains no phosphorous.
- Cross-contamination is of major housekeeping concern not only in hospitals, but also in schools, institutions and industry.
- Formulated for effective mushroom farm sanitation.
- Formulated for effective poultry sanitation.
- Formulated for effective swine premise sanitation.
- Has been designed specifically where housekeeping is of prime importance.
- Has been formulated to aid in the reduction of cross-contamination on treated surfaces not only in hospitals, but also in schools, institutions and industry.
- Helps to maintain blades that operate with reduced friction and with smoother clipping action.
- Is an economical concentrate that can be used with a mop and bucket, trigger sprayers, sponge or by soaking.
- Is designed for use in pet salons, animal hospitals, barber and beauty shops.
- Is efficient and stable in use dilution.
- Is especially useful for colored textiles that cannot be bleached.
- Is effective against the control of small flies on non-food contact surfaces such as floors, walls, drains, countertops, metal surfaces, painted surfaces, glazed porcelain, glazed tile, glass, chrome, rubber, and plastic in restaurants, kitchens, dishwashing areas, and bar and wait station areas.
- Is for larger areas such as operating rooms and patient care facilities.
- Is for use in [{automated dilution systems} {automated} {dilution systems} {(Dilution System trade name)}].
- Is for use on rugs, floors, walls, tile, cages, crates, mats, litter boxes, floor coverings, or any hard, non-porous surfaces soiled by a pet.
- Is for use on hard, non-porous surfaces in household and commercial humidifiers. (Not for use in CA.)
- Is fragrance-free. **(Note to Reviewer:** To be used only with non-fragrance formulas)
- Is non-staining.
- Non-abrasive formula will not [{harm} {scratch}] surfaces.
- Non-dulling formula eliminates the time and labor normally required for rinsing floors.
- Small {Fruit} Fly Ovicidal Treatment.
- Soiled and contaminated fabrics, such as diapers, hospital and institutional linen, and athletic apparel, is of major housekeeping concern, not only in hospitals, but in institutions, hotels, restaurants and schools.
- Use this product on the multi-touch surfaces responsible for cross-contamination.
- Will not harm sealed stone, sealed grout, or glazed tile.
- Will not harm most surfaces.
- Will not leave grit or soap scum.

CLEANING AND DEODORIZATION MARKETING CLAIMS

(Note to Reviewer: The following marketing claims may be used with the prefix "This product".)

- {Also} eliminates odors leaving surfaces smelling clean and fresh.
- {Also} [{removes} {eliminates}] odors {caused by} [{bacteria} {and} {mildew} {mold and mildew} {and} {non-fresh foods}] {leaving {restroom} {kitchen} surfaces smelling clean and fresh}.
- Can be used where odors are a problem.
- Can be used as a general purpose antimicrobial detergent in florist shops, wholesale florist, shippers, greenhouse packing areas and other commercial floriculture places for efficient cleaning and antimicrobial action against certain bacteria which cause: 1. Plugging of stems with slime, which reduces uptake of water for various flowers including roses, chrysanthemums, gladioli and tulips. 2. Production of ethylene gas, which can injure blooms of the various sensitive flowers including carnations, snapdragons, some orchids, baby's breath, sweet peas, freesia and alstroemeria. (Not for use in CA.)
- Cleans {Cleaner}.
- Cleans {and shines} {without bleaching} {by removing dirt, grime and food soils in food preparation and processing areas} {everyday kitchen messes} {non-food contact kitchen surfaces and food preparation areas} {like dirt, grease and food stains}.
- Cleans by removing dirt, grime, mold, mildew, blood, urine, fecal matter and other common soils found in animal housing facilities, livestock, swine or poultry facilities, grooming facilities, farms, kennels, pet stores, veterinary clinics, laboratories or other small animal facilities.
- Cleans rodent soiled areas.
- Cleans without bleaching.
- Cleans quickly by removing dirt, grime, mold, mildew, food residue, body oils, dead skin, blood and other organic matter commonly found in (insert site from Locations).
- Controls musty odors and discoloration on all fabrics due to molds and mildew.
- Controls odors caused by bacteria found in waterbed uses (Not for use in CA.)
- [{Controls} {reduces} {eliminates} {neutralizes} {destroys}] odors to make your [{home} {kitchen} {bathroom}] sanitary.

- Controls the build-up of bacteria and algae in water tanks of portable, {evaporative} humidifiers. (Not for use in CA.)
- Cuts through tough grease and grime.
- Deodorizes {Deodorizer} {Deodorant}.
- Effectively inhibits the growth of mold and mildew {*Aspergillus niger*} and the odors caused by them when applied to hard, non-porous surfaces {leaving bathrooms and kitchens clean and fresh smelling}.
- Is a cleaner and [{deodorant} {odor-counteractant} {odor-neutralizer}] designed for [{general cleaning}, {and} {disinfecting}, {deodorizing} {and controlling mold and mildew}] on hard, non-porous surfaces.
- Is a floor cleaner.
- Is a one-step cleaner.
- Is an effective antimicrobial cleaner designed for use by wholesale and retail florists, shippers and greenhouses.
- Is effective against odors caused by animal waste, septic tank or sewage backup, smoke, bathroom and kitchen odors. (Not for use in CA.)
- Is effective against odors caused by smoke, bathroom and kitchen odors.
- Is effective at controlling [{mold and mildew} {odor}] on shower curtains.
- Is formulated to provide effective cleaning strength that will not dull high gloss floor finishes with repeated use.
- Is for non-scratch cleaning of showers and tubs, shower doors and shower curtains, fixtures and toilet bowls.
- Is for use in work areas such as tool rooms and garages for odor control and light duty cleaning.
- Is particularly effective in inhibiting the growth of ammonia producing organisms, such as *Corynebacterium ammoniagenes*, which acts on urine in the diapers to produce ammonia.
- Kills odor causing bacteria in the [{kitchen} {bathroom} {household}].
- [{Malodor Activity} {Odor} {Counteract}] – [{eliminates} {destroys}] odors {and odor-causing bacteria on hard, non-porous surfaces in restroom areas, behind and under sinks and counters, and storage areas {and other {hard, non-porous} surfaces} where bacterial growth can cause malodors.}
- [{Maximizes} {improves}] labor results by effectively controlling odors.
- Neutralizes musty odors and tough odors from smoke, pet accidents, and spills on contact.
- Non-Acid Bathroom Cleaner.
- Provides effective cleaning strength that will not dull most metal-interlock floor finishes, and does not require a rinse prior to recoat.
- Provides long lasting freshness against tough {pet} odors such as odors from litter boxes and pet accidents.
- Removes dirt.
- Removes stains.
- Will control unpleasant [{malodors} {odors}].
- Use where odors are a problem.

PACKAGING CLAIMS

- Concentrate{d}.
- Convenient Trigger Spray. (**Note to Reviewer:** To be used on applicable container)
- Easy to Use.
- Economy size. (**Note to Reviewer:** To be used on applicable container)
- Fewer products – no need for separate deodorizer.
- Makes *(insert value)* [{Gallons} {Quarts} {Containers}].
- This [{container} {bottle}] is made of {at least} {x} % post-consumer recycled plastic.

14/41

DIRECTIONS FOR USE

It is a violation of Federal law to use this product in a manner inconsistent with its labeling.

(Note to Reviewer (General Considerations): Numbered instructions will be used if label space permits, otherwise may appear in paragraph format. The list of organisms can be formatted into paragraph form using a comma to separate organisms. Unit abbreviations can be spelled out. When choosing optional text, appropriate punctuation can be inserted or deleted.)

(Note to Reviewer: The following statement is to be used if any food premise locations are listed on the final label.)

{Before using this product {in federally inspected meat and poultry food processing plants and dairies}, food products and packaging materials must be removed from the room or carefully protected.}

(Note to Reviewer: For labels that list medical premises and metal and/or stainless steel surfaces, one of the following FDA/EPA Memorandum of Understanding statements must be used.)

This product is not to be used as a terminal sterilant/high-level disinfectant on any surface or instrument that (1) is introduced directly into the human body, either into or in contact with the bloodstream or normally sterile areas of the body, or, (2) contacts intact mucous membranes but which does not ordinarily penetrate the blood barrier or otherwise enter normally sterile areas of the body. {This product can be used to pre-clean or decontaminate critical or semi-critical medical devices prior to sterilization or high-level disinfection.}

(OR)

This product is not for use on medical device surfaces.

(Note to Reviewer: Appropriate dilution rates may be substituted as long as they are equivalent dilution rates.)

{DILUTION TABLE: (Note to Reviewer: This DILUTION TABLE is optional.)}

Use	Dilution	Contact Time
For Hospital or Medical Environment claims	3 oz. /5 gal. water	10 minutes
For General or Broad Spectrum claims	1.75 oz. /5 gal. water	10 minutes
For Public Health Virucidal* claims	3 oz. /5 gal. water	10 minutes
For Animal Virucidal* claims	3 oz. /5 gal. water	10 minutes
For Non-Food Contact Sanitizing claims	1 oz. /5 gal. water	3 minutes
For Food Contact Sanitizing claims at 150 ppm	0.75 oz. /4 gal. water	1 minute
For Food Contact Sanitizing claims at 200 ppm	1 oz. /4 gal. water	1 minute
For Food Contact Sanitizing claims at 400 ppm	2 oz. /4 gal. water	1 minute
For Laundry Bacteriostatic claims	10 oz. /100 lbs. of dry fabric	10 minutes
For Laundry Sanitizer	12 oz. /100 lbs. of dry fabric	5 minutes
For Mold and Mildew	3 oz. /5 gal. water	10 minutes

HOSPITAL/HEALTH CARE/MEDICAL/NON-MEDICAL DISINFECTION

FOR USE AS A {ONE-STEP} {GENERAL} {HOSPITAL} {MEDICAL} DISINFECTANT {VIRUCIDE*} {CLEANER}:

1. Pre-clean heavily soiled areas.
2. Apply use solution of 3 oz. of this product per 5 gal. of water {(or equivalent use dilution)} to disinfect hard, non-porous surfaces with a sponge, brush, cloth, mop {by immersion}, {auto scrubber}, {{mechanical spray device}, {{hand pump} coarse pump or trigger spray device}. For spray applications, spray 6-8 inches from surface. Do not breathe spray.}
3. Treated surfaces must remain wet for 10 minutes.
4. [{Wipe dry} {with a clean cloth} {or} {allow to air dry}]{Rinsing of floors is not necessary unless they are to be waxed or polished.
5. Prepare a fresh solution daily or when visibly dirty.

19/41

BLOODBORNE PATHOGEN INSTRUCTIONS (Note to Reviewer: Heading is optional. If instructions used, all indented text must be included):

***KILLS HIV, HBV and HCV ON PRE-CLEANED HARD, NON-POROUS SURFACES/OBJECTS PREVIOUSLY SOILED WITH BLOOD/BODY FLUIDS** in health care settings or other settings in which there is an expected likelihood of soiling of hard, non-porous surfaces/objects with blood or body fluids and in which the surfaces/objects likely to be soiled with blood or body fluids can be associated with the potential for transmission of Human Immunodeficiency Virus Type 1 (HIV-1) (associated with AIDS), Hepatitis B Virus (HBV) and Hepatitis C Virus (HCV).

SPECIAL INSTRUCTIONS FOR CLEANING AND DECONTAMINATION AGAINST HIV-1, HBV and HCV ON SURFACES/OBJECTS SOILED WITH BLOOD/BODY FLUIDS.

Personal Protection: (Wear protective latex gloves, gowns, masks and eye protection) (Specific barrier protection items to be used when handling items soiled with blood or body fluids are disposable latex gloves, gowns, masks and eye protection).

Cleaning Procedure: Blood and other body fluids (containing HIV-1, HBV & HCV) must be thoroughly cleaned from hard, non-porous surfaces and objects before application of (this product) (Product name) (the disinfectant).

Disposal of Infectious Materials: Blood and other body fluids, cleaning materials and clothing must be autoclaved and disposed of according to federal, state and local regulations for infectious waste disposal.

Contact Time: Allow hard, non-porous surfaces to remain wet for 2 minutes to kill HIV and for 10 minutes to kill all other viruses and bacteria listed on the label.

SURGICAL INSTRUMENT PRESOAK: (Add) (Mix) 3 oz. of this product per 5 gal. of water (or equivalent use dilution) (450 ppm active). Place pre-cleaned instruments in solution to presoak surgical instruments for a minimum of 10 minutes, then proceed with normal sterilization procedure.

Note: Plastic instruments can remain immersed until sterilization. Metal instruments must be removed after 10 minutes, rinsed, dried, and kept in a clean non-contaminated receptacle until sterilization. Prolonged soaking will cause damage to metal instruments. Surgical instruments must be sterilized before use.

ULTRASONIC BATH DISINFECTANT DIRECTIONS: Pre-clean heavily soiled objects. Use this product to disinfect hard, non-porous non-critical objects compatible with Ultrasonic cleaning units. Pour a fresh solution of (3 oz.) (one 3-oz. packet) of this product per 5 gal. of water (or equivalent use dilution) (450 ppm active) directly into bath chamber. Place objects into unit and operate (according to manufacturers' use directions) for a minimum of 10 minutes. Remove objects and rinse with sterile water. Allow to air dry. Prepare a fresh solution daily or when visibly dirty.

FOR DISINFECTING HARD, NON-POROUS (SEALED FIBERGLASS) BATH AND THERAPY EQUIPMENT: Drain the water from the unit. Pre-clean heavily soiled surfaces to (remove body oils, dead tissue, soil and all other buildups). Prepare a use solution by adding (3 oz.) (one 3-oz. packet) of this product per every 5 gal. of water (or equivalent use dilution) (450 ppm active). Refill the unit with the use solution to just cover the intake valve. Briefly start the pump to circulate the solution. Turn off pump. Wash down the unit sides, seat of the chair lift, and all related equipment with a clean swab, brush or sponge. Treated surfaces must remain wet for 10 minutes for proper disinfection. After the unit has been thoroughly disinfected, drain solution from the unit and rinse all surfaces with fresh water. The unit is ready for reuse.

CLEANING AND DISINFECTING HARD, NON-POROUS SURFACES ON PERSONAL PROTECTIVE EQUIPMENT ((RESPIRATORS)): Pre-clean equipment, if heavily soiled, to ensure proper surface contact. Prepare a use solution by adding 0.6 oz. of this product per gal. of water (or equivalent use dilution) (450 ppm active). Gently mix for uniform use solution. Apply use solution to surfaces of the respirator with a sponge, brush, cloth, mop, (by immersion), (auto scrubber), (mechanical spray device), (hand pump) coarse pump or trigger spray device. For spray applications, spray 6-8 inches from surface. Do not breathe spray. Rub with brush, cloth, or sponge. Treated surfaces must remain wet for 10 minutes. Remove excess solution from equipment prior to storage. The user must comply with all OSHA regulations for cleaning respiratory protection equipment (29 CFR § 1910.134). Prepare a fresh solution daily or when visibly dirty.

GENERAL DISINFECTION

FOR USE AS A CLEANER/GENERAL DISINFECTANT (TO KILL: *Salmonella enterica* (ATCC 10708) and *Staphylococcus aureus* (ATCC 6538)) ON HARD, NON-POROUS SURFACES:

1. Pre-clean surfaces.
2. Apply use solution of 1.75 oz. of this product per 5 gal. of water ((260 ppm active)) (or equivalent use dilution) to hard, non-porous surfaces with a sponge, brush, cloth, mop, (by immersion), (auto scrubber), (mechanical spray device), (hand pump) coarse pump or trigger spray device. For spray applications, spray 6-8 inches from surface. Do not breathe spray.
3. Treated Surfaces must remain wet for 10 minutes.
4. (Wipe dry) (with a clean cloth) (or) (Allow to air dry)
5. Prepare a fresh solution daily or when visibly dirty.

16/41

SANITIZING

**FOOD CONTACT {AND TOBACCO PROCESSING EQUIPMENT}
SANITIZING DIRECTIONS**

Note to reviewer: This statement must appear with any of the Food Contact Sanitizing claims unless already included in the use instructions.)

Prior to application, remove gross food particles and soil by a pre-flush or pre-scrape and when necessary, presoak. Then thoroughly wash or flush objects with a good detergent or compatible cleaner, followed by a potable water rinse before applications of the sanitizing solution.

(Note to Reviewer: On the final printed label either the dilution table and/or one of the dilution rates (or equivalent use dilution) will be used. If the dilution table is used then the 150 – 400 ppm dilution instruction will be used.)

FOOD CONTACT SANITIZING DILUTION TABLE {FOR FOOD CONTACT SURFACES, PUBLIC EATING PLACES, DAIRY PROCESSING EQUIPMENT FOOD PROCESSING EQUIPMENT AND UTENSILS}: To prepare a 150, 200, 300 or 400 ppm active solution use the following dilution table. Prepare the correct dilution rate based upon the appropriate use site.

FOOD CONTACT SANITIZING DILUTION TABLE

Active solution	1 gallon	4 gallons	10 gallons	20 gallons
150 ppm	0.19 oz.	0.75 oz.	1.92 oz.	3.84 oz.
200 ppm	0.25 oz.	1.0 oz.	2.5 oz.	5.0 oz.
300 ppm	0.375 oz.	1.5 oz.	3.75 oz.	7.5 oz.
400 ppm	0.50 oz.	2.0 oz.	5.0 oz.	10.0 oz.

(OR)

- 0.75 oz. of this product per 4 gal. of water {(0.19 oz. per gal. of water)} {(150 ppm active quat)}{(or equivalent use dilution)}
- (OR)
- 1 oz. of this product per 4 gal. of water {(0.25 oz. per gal. of water)} {(200 ppm active quat)} {(or equivalent use dilution)}
- (OR)
- 1.5 oz. of this product per 4 gal. of water {(0.375 oz. per gal. of water)} {(300 ppm active quat)} {(or equivalent use dilution)}
- (OR)
- 2 oz. of this product per 4 gal. of water {(0.5 oz. per gal. of water)} {(400 ppm active quat)} {(or equivalent use dilution)}
- (OR)
- 0.75-1 oz. of this product per 4 gal. of water {(0.19-0.25 oz. of per gal. of water)} {(150-200 ppm active quat)} {(or equivalent use dilution)}
- (OR)
- 0.75-2 oz. of this product per 4 gal. of water {(0.19-0.5 oz. per gal. of water)} {(150-400 ppm active quat)} {(or equivalent use dilution)}
- (OR)
- 1-2 oz. of this product per 4 gal. of water {(0.25-0.5 oz. per gal. of water)} {(200-400 ppm active quat)} {(or equivalent use dilution)}

(Note to Reviewer: One of the following two headers will be used.)

FOOD CONTACT SANITIZING PERFORMANCE {FOR PUBLIC EATING PLACES, DAIRY PROCESSING EQUIPMENT AND FOOD PROCESSING EQUIPMENT, UTENSILS AND OTHER HARD, NON-POROUS FOOD CONTACT SURFACES IN FOOD PROCESSING LOCATIONS, MEAT PLANTS, DAIRIES, BAKERIES, CANNERIES, BEVERAGE PLANTS, RESTAURANTS AND BARS} DIRECTIONS {(REGULATED BY 40 CFR sec 180.940(a)(c)):

(OR)

TO SANITIZE FOOD CONTACT SURFACES, {FOOD PROCESSING EQUIPMENT} {AND} {OTHER HARD SURFACES IN FOOD PROCESSING LOCATIONS}, {DAIRIES}, {RESTAURANTS} {AND} {BARS} {IN A THREE COMPARTMENT SINK}:

Immerse pre-cleaned glassware, dishes, silverware, cooking utensils and other similar size food processing equipment in a solution of (Insert appropriate food contact dilution from table or list) {(or equivalent use dilution)} for at least 1 minute. Allow sanitized surfaces to adequately drain {and then air dry} before contact with food {so that little or no residue remains}. Do not rinse.

For articles too large for immersing, apply a use solution of (Insert appropriate food contact dilution from table or list) {(or equivalent use dilution)} to sanitize hard, non-porous food contact surfaces with a brush, cloth, mop, sponge, auto scrubber, {mechanical spray device, {{hand pump} coarse pump or trigger spray device.} For spray applications, spray 6-8 inches from surface. Do not breathe spray}. Surfaces must remain wet for at least 1 minute. Allow sanitized surfaces to adequately drain {and then air dry} before contact with food {so that little or no residue remains}. Do not rinse.

Prepare a fresh solution daily or when visibly dirty. For mechanical application, use solution must not be reused for sanitizing applications {but may be used for other purposes such as cleaning}.

U.S. PUBLIC HEALTH SERVICE FOOD SERVICE SANITIZATION RECOMMENDATIONS CLEANING AND SANITIZING

1. Thoroughly wash equipment and utensils in a hot detergent solution.
2. Rinse utensils and equipment thoroughly with potable water.
3. Sanitize equipment and utensils by immersion in (Insert appropriate food contact dilution from table or list) {(or equivalent use dilution)} of this product for at least 1 minute at a temperature of 75°F.
4. For equipment and utensils too large to sanitize by immersion, apply use solution of (Insert appropriate food contact dilution from table or list) {(or equivalent use dilution)} of this product by rinsing, spraying or swabbing until thoroughly wetted for 1 minute.
5. {Allow sanitized surfaces to adequately drain {and then air dry} before contact with food.} Do not rinse.
6. Prepare a fresh solution daily or when visibly dirty.

{WISCONSIN STATE DIVISION OF HEALTH} DIRECTIONS FOR EATING ESTABLISHMENTS

1. Scrape and pre-wash hard, non-porous utensils and glasses whenever possible.
2. Wash with a good detergent or compatible cleaner.
3. Rinse with potable water.
4. Sanitize in a solution of (Insert appropriate food contact dilution of 200 ppm active or higher from table or list) {(or equivalent use dilution)} of this product. Immerse all utensils for at least 1 minute or for contact time specified by governing sanitary code.
5. Place sanitized utensils on a rack or drain board to air-dry.
6. Prepare a fresh solution daily or when visibly dirty.

{NOTE: A potable water rinse following sanitization is not permitted under Section HFS 196.13 of the Wisconsin Administrative Code.}

CLOSED LOOP {CIRCULATION} SANITIZING {FOOD PROCESSING EQUIPMENT FLOW/PRESSURE METHOD}:

1. Disassemble equipment and thoroughly clean after use.
2. Assemble equipment into operational position prior to sanitizing.
3. Prepare a sanitizing solution equal to 110% of the volume capacity of the equipment by diluting (Insert appropriate food contact dilution from table or list) {(or equivalent use dilution)} of this product {(150 – 400 ppm active)}.
4. Pump the solution through the system until full flow is obtained at all extremities and the system is completely filled with sanitizer and all air is removed. Surfaces must remain wet for at least 1 minute.

CLEAN-IN-PLACE (CIP) METHOD {FOR} {DAIRY}, {DAIRY FARM} {AND} {FOOD PROCESSING FACILITIES}:

1. Thoroughly flush, clean and potable water rinse the system.
2. Prepare required volume of sanitizer solution needed by diluting (Insert appropriate food contact dilution from table or list) {(or equivalent use dilution)} of this product {(150 – 400 ppm active)}.
3. To sanitize entire system by circulation methods, run pumps for at least 2 minutes to thoroughly wet and sanitize all parts of the system.

SANITIZING OF {REFRIGERATED} FOOD PROCESSING EQUIPMENT AND OTHER HARD, NON-POROUS SURFACES IN FOOD CONTACT LOCATIONS: For sanitizing {{food processing equipment,} {dairy equipment,} {refrigerated storage and display equipment} {and} {other}} hard, non-porous food contact surfaces, surfaces must be thoroughly pre-flushed or pre-scraped and, when necessary, presoaked to remove gross food particles.

1. Turn off refrigeration. **(Note: Use this direction only if applicable.)**
2. Unit must be washed with a compatible detergent and rinsed with potable water before sanitizing. **(Note: Use this direction only if applicable.)**
3. Apply a solution of *(Insert appropriate food contact dilution from table or list)* {(or equivalent use dilution)} of this product by {coarse pump or trigger spray device,} direct pouring or by recirculating through the system. For spray applications, spray 6-8 inches from surface. Do not breathe spray. Surfaces must remain wet for at least 1 minute.
4. {{Drain thoroughly before reuse} {Allow sanitized surfaces to adequately drain}} before contact with food/liquid. Do not rinse. Return machine to service.
5. Prepare a fresh solution daily or when visibly dirty.

SANITIZATION OF INTERIOR HARD, NON-POROUS SURFACES OF {{ICE MACHINES}, {WATER COOLERS}, {WATER HOLDING TANKS} {AND} {PRESSURE TANKS}:] **(Note to Reviewer:** Must choose appropriate instructions below.)

Ice Machines – Sanitization must occur after initial installation, after the machine is serviced and periodically during its use.

1. Shut off incoming water line to machine and turn off refrigeration.
2. Wash with a compatible detergent and rinse with potable water before sanitizing. **(Note: Use this direction only if applicable.)**
3. Apply a solution of *(Insert appropriate food contact dilution from table or list)* {(or equivalent use dilution)} of this product by mechanical spray, direct pouring, or by recirculating through the system.
4. Allow surfaces to remain wet or solution to remain in equipment for at least 1 minute. Drain thoroughly before reuse and allow sanitized surfaces to adequately drain {and then air dry} before contact with liquid.
5. Return machine to normal operation.

{{Water Coolers}, {Water Holding Tanks} {and} {Pressure Tanks}} – Sanitization must occur after initial installation, after the system is serviced and periodically during its use.

1. Shut off incoming water line.
2. {{Units} {Tanks}} must be washed with a compatible detergent and rinsed with potable water before sanitizing. **(Note: Use this direction only if applicable.)**
3. Prepare a solution of *(Insert appropriate food contact dilution from table or list)* {(or equivalent use dilution)} of this product. Apply and/or circulate solution to wet all hard, non-porous surfaces for a minimum contact of 1 minute.
4. Allow sanitized surfaces to adequately drain {and then air dry} before contact with liquid. Do not rinse.
5. Return to service by opening incoming water lines.

SANITIZATION OF INTERIOR HARD, NON-POROUS SURFACES OF WATER SOFTENERS AND REVERSE OSMOSIS (RO) UNITS

Water Softeners – Sanitization must occur after initial installation, after the system is serviced and periodically during its use.

1. Unit must be washed with a compatible detergent and rinsed with potable water before sanitizing. **(Note: Use this direction only if applicable.)**
2. Backwash the softener and add a solution of *(Insert appropriate food contact dilution from table or list)* {(or equivalent use dilution)} of this product to the brine tank well. {The brine tank must have water in it to permit the solution to be carried into the softener.} **{Note: Standard system capacity is 48 gal.}**
3. Proceed with the normal regeneration or interrupt the cycle after the brining step and let the softener soak for a minimum of 1 minute.
4. Backwash the softener with potable water to make sure all sanitizing solution is thoroughly rinsed from the unit before returning the system to service. Return system to service. Follow the manufacturer's directions for re-installation of new pre-filters, membrane element and post filter.

Reverse Osmosis (RO) Units – Sanitization must occur after initial installation, after the system is serviced and periodically during its use.

1. Turn off RO system, drain storage tank and remove membrane element and pre-filters. Put membrane element in a plastic bag so it remains wet. Do not use this product to sanitize the membrane element. Membrane element must be sterilized separately.
2. Tank must be washed with a compatible detergent and rinsed with potable water before sanitizing: **(Note: Use this direction only if applicable.)**
3. Fill empty pre-filter housing with a solution of *(Insert appropriate food contact dilution from table or list)* {(or equivalent use dilution)} of this product and turn on raw water. **{Note: Standard system capacity is 1 to 2 gal.}**
4. After holding tank is full, let system stand idle for a minimum of 1 minute. Turn off water. Drain holding tank.
5. Before the system is put back into service, flush system with potable water to assure sanitizing solution is rinsed thoroughly from system. Return unit(s) to normal operation. Follow the manufacturer's directions for re-installation of new pre-filters, membrane element and post filter.

BEVERAGE DISPENSING AND SANITARY-FILLING EQUIPMENT SANITIZER DIRECTIONS: For sanitizing hard, non-porous bottling or pre-mix dispensing equipment and bottles or cans in the final rinse application. This product is [(to be proportioned into the final rinse water line of the container washer or rinser) (for the exterior application for the filler and closing machine)]. Fill equipment with a solution of (Insert appropriate food contact dilution from table or list) [(or equivalent use dilution)] of this product. Surfaces must remain wet for at least 1 minute or until operations resume at which time the sanitizing solution must be drained from the system. Allow sanitized surfaces to adequately drain (and then air dry) before contact with liquid. Do not rinse.

{BEER FERMENTATION AND} STORAGE TANK SANITIZER DIRECTIONS: For sanitizing hard, non-porous beer fermentation and holding tanks, wine, citrus and food processing storage and holding tanks. Prepare a solution of (Insert appropriate food contact dilution from table or list) [(or equivalent use dilution)] of this product for mechanical or automated systems. (Follow manufacturers' directions for use for application equipment.) Surfaces must remain wet for at least 1 minute. Allow sanitized surfaces to adequately drain before contact with [(food) (liquid)]. Do not rinse. For mechanical operations or automated systems, the used sanitizing solution must not be reused for sanitizing, but can be reused for other purposes such as cleaning.

SANITIZING EGG SHELLS INTENDED FOR FOOD DIRECTIONS: To sanitize previously cleaned food-grade eggs in shell egg and egg product processing plants, spray with a solution of (Insert appropriate food contact dilution from table or list) [(or equivalent use dilution)] of this product. The solution must be warmer than the eggs, but not to exceed 130°F. Wet eggs thoroughly and allow solution to drain. Eggs sanitized with this product must be subjected to a potable water rinse only if they are to be broken immediately for use in the manufacture of egg products. Eggs must be reasonably dry before casing or breaking. The solution must not be re-used for sanitizing eggs.
Note: Only clean, whole eggs can be sanitized. Dirty, cracked or punctured eggs cannot be sanitized.

FOR TREATMENT OF [(MEAT) {AND} {POULTRY} {OR} {FRUIT AND VEGETABLE}] [(CONVEYOR(S)) {BELTS}]: Remove gross food particles and excess soil by a pre-flush or pre-scrape. Wash with a good detergent or compatible cleaner. Rinse equipment thoroughly with potable water and then rinse equipment with a sanitizing solution. During processing apply (Insert appropriate food contact dilution from table or list) [(or equivalent use dilution)] of this product to conveyors with suitable feeding equipment. Do not allow this solution to be sprayed directly on food. Controlled volumes of sanitizer are applied to return portion of conveyor through nozzles so located as to permit maximum drainage of sanitizer from equipment and to prevent puddles on top of belt. During interruptions in operation, apply solution using coarse spray equipment to peelers, collators, slicers and saws, and other non-porous conveyor equipment. Allow surfaces to remain wet for at least 1 minute. Conveyors and other equipment must be free of product when applying this coarse spray.

GLOVE DIP SANITIZER DIRECTIONS: To prevent cross contamination from area to area in animal areas and the packaging and storage areas of food plants, dip or soak pre-washed [(plastic), {latex} {or} {other} {synthetic} {rubber}] non-porous gloved hands in a suitable clean container that contains enough freshly made sanitizing solution to cover the gloved hand area. Do not let sanitizing solution come into contact with exposed skin. Gloved hands must remain wet for at least 1 minute. Do Not Rinse. Prepare sanitizing solution by adding (Insert appropriate food contact dilution from table or list) [(or equivalent use dilution)]. Prepare a fresh solution daily or when visibly dirty.

GLOVE SPRAY SANITIZER DIRECTIONS: To prevent cross contamination from area to area in animals areas and the packaging and storage areas of food plants, spray pre-washed [(plastic), {latex} {or} {other} {synthetic} {rubber}] gloves thoroughly to ensure sanitizing solution covers the exterior surfaces of the gloves prior to [(usage) {wearing}] using a coarse spray device. Do not let sanitizing solution come into contact with exposed skin. After applying solution, allow gloves to remain wet for at least 1 minute. Let air dry thoroughly before wearing gloves. Do not rinse. Prepare sanitizing solution by adding (Insert appropriate food contact dilution from table or list) [(or equivalent use dilution)]. Prepare a fresh solution daily.

GLOVE DIP/SPRAY SANITIZER DIRECTIONS: To prevent cross contamination from area to area in animals areas and the packaging and storage areas of food plants, dip, soak or spray pre-washed [(plastic), {latex} {or} {other} {synthetic} {rubber}] gloves thoroughly to ensure sanitizing solution covers the exterior surfaces of the gloves prior to [(usage) {wearing}]. For spray applications, use a coarse spray device. Do not let sanitizing solution come into contact with exposed skin. After applying solution, allow gloves to remain wet for at least 1 minute. Let air dry thoroughly before wearing gloves. Do not rinse. Prepare sanitizing solution by adding (Insert appropriate food contact dilution from table or list) [(or equivalent use dilution)]. Prepare a fresh solution daily or when visibly dirty.

NON-FOOD CONTACT SANITIZING DIRECTIONS

NON-FOOD CONTACT SANITIZING: Pre-clean heavily soiled surfaces. Add [(1 oz.) {(one) 1-oz. packet}] of this product per 5 gal. of water [(150 ppm active)] [(or equivalent use dilution)]. Apply solution to hard, non-porous surfaces with a sponge, brush, cloth, mop, (by immersion), {auto scrubber}, {(mechanical spray device), {(hand pump) coarse pump or trigger spray device}. For spray applications, spray 6-8 inches from surface. Do not breathe spray.} Treated surfaces must remain wet for 3 minutes. Prepare a fresh solution daily or when visibly dirty.

ULTRASONIC BATH SANITIZER DIRECTIONS: Pre-clean heavily soiled surfaces. Use this product to sanitize hard, non-porous, non-critical objects compatible with Ultrasonic cleaning units. Prepare a use solution of [(1 oz.) {(one) 1-oz. packet}] of this product per 5 gal. of water [(or equivalent use dilution)] [(150 ppm active)] directly into bath chamber. Place objects into unit and operate for a minimum of 3 minutes, {according to manufacturers' use directions}. Remove objects and rinse with {sterile} water. {Allow to air dry.} Prepare a fresh solution daily or when visibly dirty.

Note: This product in its use solution is compatible with stainless steel, aluminum and most other hard, non-porous surfaces. Before product use, it is recommended that you apply product to a smaller test area to determine compatibility before proceeding with its use.

SANITIZATION OF HARD, NON-POROUS SURFACES ON PERSONAL PROTECTIVE EQUIPMENT ((RESPIRATORS)): Add {{1 oz.} {{one} 1-oz. packet}} of this product per 5 gal. of water {{(or equivalent use dilution)}} {{(150 ppm active)}}. Gently mix for uniform solution. Apply solution to surfaces of the respirator with a sponge, brush, cloth, mop, {by immersion}, {auto scrubber}, {{mechanical spray device}, {{hand pump} coarse pump or trigger spray device}. For spray applications, spray 6-8 inches from surface. Do not breathe spray. Thoroughly wet all surfaces to be sanitized. Treated surfaces must remain wet for 3 minutes. Remove excess solution from equipment prior to storage. Prepare a fresh solution daily or when visibly dirty.

[[SHOE] {BOOT} {ENTRYWAY}] {BATH} SANITIZER DIRECTIONS: To prevent cross contamination [[from] {area to area,} {in} {animal areas,} {entryways} {and} {the packaging and storage areas of food plants,}] shoe baths containing one inch of freshly made sanitizing solution must be placed at all entrances to buildings, hatcheries and at all the entrances to the production and packaging rooms. Scrape waterproof shoes and place in a 1 oz. of this product per 5 gal. of water {{(or equivalent use dilution)}} {{(150 ppm active)}} use solution {or allow to remain wet} for 3 minutes prior to entering area. Prepare a fresh solution daily or when visibly dirty.

FOR FOOT DIP OF WATER PROOF FOOTWEAR: Use this product at 1 oz. per 5 gal. of water in foot dip tray. Shoe baths must contain at least 1 inch of freshly made solution and be placed at the entrances to buildings. Scrape shoes and place in diluted solution {or allow to remain wet} for 3 minutes before entering building. Prepare a fresh solution daily or when visibly dirty.

SHOE FOAM DIRECTIONS: To prevent cross contamination {{from area to area,} {in} {animal areas,} {entryways} {and} {the packaging and storage areas of food plants,}} apply a foam layer approximately 0.5 to 2 inches thick made from a solution of 1 to 1.5 oz. of this product per gal. of water {{(or equivalent use dilution)}} {{(800-1200 ppm active)}} at all entrances to buildings, hatcheries, production and packaging rooms by using a foam generating machine or aerator to apply foam layer. Follow the foaming directions as specified by the manufacturer of the foam generator/aerator. Scrape waterproof shoes. Stand and/or walk through foamed area {or allow to remain wet} for 3 minutes prior to entering area. Foam area must be washed and replaced daily or when it appears visibly soiled or dirty.

SHOE SPRAY SANITIZING DIRECTIONS: For heavily soiled {{work boots} {shoes} {footwear}}, [[scrape] {wipe}] with brush, sponge or cloth or Neat Feet Clean Solution Welcome Mat to remove excess dirt.

1. Hold pre-mixed sanitizer solution of 1 ounce of this product per 5 gal. 4-6 inches away from sole of {waterproof} {{work boot} {shoe} {footwear}}.
2. Lightly spray sole to thoroughly wet entire surface.
3. Repeat procedure on other sole.
4. Treated surfaces must remain wet for 3 minutes.
5. {{Allow to air dry} {{Wipe up} {Absorb} excess product {with clean cloth} {by stepping on Neat Feet Clean Shoe Solution Welcome Mat}}.

(For food processing or other facilities that have installed entryway sanitizing systems.)

ENTRYWAY SANITIZING SYSTEMS: To prevent cross contamination from area to area, set the system to deliver 1.25 – 2.5 oz. of this product per 2.5 gal. of water {{(or equivalent use dilution)}} {{(400-800 ppm active)}} of sanitizing solution. The [[spray] {foam}] must cover the entire path of the doorway. Set the system so that a continuous wet blanket of sanitizer solution is delivered to the floor.

Do not mix other foam additives with the sanitizing solution.

MOLD/MILDEW

MOLD/MILDEW ((MILDEWSTATIC ACTIVITY)): {To Control Mold and Mildew} {controls and prevents {inhibits} the growth of mold and mildew} {{Aspergillus niger}} {{(ATCC 6275)}} {and the odors caused by them when applied to hard, non-porous surfaces.} Prepare use solution by adding 3 oz. of this product per 5 gal. of water {{(0.6 oz. of this product per gal. of water)}} {{(or equivalent use dilution)}}. Apply use solution to hard, non-porous surfaces for 10 minutes which will effectively inhibit the growth of mold and mildew and their odors. Repeat treatment every seven days, or more often if new growth appears.

TO CONTROL THE GROWTH OF MOLD AND MILDEW ON NON-POROUS ATHLETIC EQUIPMENT: For use on wrestling and gymnastic mats, athletic mats, exercise equipment, athletic training tables, physical therapy tables, athletic helmets, wrestling/boxing headgear, athletic shoe soles, and other hard, non-porous surfaces. Saturate surfaces with a use solution of 3 oz. of this product per 5 gal. of water {{(or equivalent use dilution)}}. Apply by sponge, brush, cloth, mop, {by immersion}, {{mechanical spray device}, {{hand pump} coarse pump or trigger spray device}. For spray applications, spray 6-8 inches from surface. Do not breathe spray. Allow surfaces to remain wet for a period of 10 minutes. Do not use equipment until treatment has been absorbed, set or dried. Repeat treatment every seven days, or more often if new growth appears.

TO CONTROL THE GROWTH OF MOLD AND MILDEW ON LARGE, INFLATABLE, NON-POROUS PLASTIC AND RUBBER STRUCTURES: For use on nonporous plastic and rubber surfaces such as inflatable animals, promotional items, moonwalks, slides, obstacle course play and exercise equipment. Thoroughly clean all surfaces with soap or detergent and rinse with water. Apply a use solution of {{3 oz.} {{one} 3-oz. packet}} of this product per 5 gal. of water {{(or equivalent use dilution)}} by sponge, brush, cloth, mop, {{mechanical spray device}, {{hand pump} coarse pump or trigger spray device}. For spray applications, spray 6-8 inches from surface. Do not breathe spray. Allow surfaces to remain wet for a period of 10 minutes. Do not use equipment until treatment has dried. Repeat treatment every seven days, or more often if new growth appears.

21/41

HUMIDIFIER BACTERIA/ALGAE TREATMENT (Not for use in CA): Formulated for use in portable {{evaporative}} humidifiers. Thoroughly clean the hard, non-porous surfaces of the water tank and filters before each heating season, or sooner if necessary. For every gallon of water in the humidifier tank, add 0.2 ounce of this product (or equivalent use dilution). When you refill the tank, add 0.2 oz. of this product for every gallon of water added in the tank {{or equivalent use dilution}}. {{Rinse}} {Wipe up excess liquid {with a paper towel}} {Allow to air dry}}.

Not for use in heat vaporizing or atomizing type vaporizer humidifiers.

ANIMAL PREMISES

(Note to reviewer: The following statement will be used on all labels with use directions for animal premises except terrariums, small animal cages, and reptile tanks directions.)

Prior to use of this product, remove all animals {poultry} and feeds from {{premises}} {areas to be treated}}, animal transportation vehicles {{trucks, cars}}, and enclosures {{coops, crates, kennels, stables}}. Remove all litter, droppings and manure from floors, walls and surfaces of barns, pens, stalls, chutes and other surfaces of facilities and fixtures occupied or traversed by animals. Empty all troughs, racks and other feeding and watering appliances. Thoroughly clean surfaces with soap or detergent and rinse with water.

FOR USE AS AN ANIMAL PREMISE DISINFECTANT/VIRUCIDE*: Apply a use solution of 3 oz. of this product per 5 gal. of water {{or equivalent use dilution}} to disinfect hard, non-porous surfaces with a sponge, brush, cloth, {by immersion}, {mechanical spray device,} {{hand pump} coarse pump or trigger spray device}. Immerse all halters and other types of equipment used in handling and restraining animals, as well as forks, shovels, and scrapers used for removing litter and manure in the use solution. For spray applications, spray 6-8 inches from surface. Do not breathe spray. Treated surfaces must remain wet for 10 minutes. Ventilate buildings, coops and other closed spaces. Do not house {{animals}} {poultry} {livestock}} or employ equipment until treatment has been absorbed, set or dried. Thoroughly scrub all treated feed racks, troughs, automatic feeders, fountains and waterers and other treated equipment which can contact food or water with soap or detergent, and rinse with potable water before reuse.

HATCHERIES: Use to treat hatchers, setters, trays, racks, carts, sexing tables, delivery trucks and other hard surfaces. Use 3 oz. of this product per 5 gal. of water. Leave all treated surfaces wet for 10 minutes or more. Allow to air dry.

VEHICLES: Clean all vehicles including mats, crates, cabs, and wheels with water and this product. Use 3 oz. of this product per 5 gal. of water. Apply use solution to treat all vehicles. Leave treated surfaces wet for 10 minutes or more. Allow to air dry.

DRESSING {/RENDERING} PLANT: Disinfect equipment, utensils, walls and floors in poultry and animal dressing plants. Disinfect offal rooms, exterior walls and loading platforms of dressing plants. Cover or remove all food and packaging materials. Remove all heavy soils prior to application. Saturate all surfaces with a solution of {{3 oz. of this product per 5 gal. of water}} {{or equivalent use dilution}} and scrub to loosen all soils. Surfaces must remain wet for 10 minutes, and then be thoroughly rinsed with potable water before operations are resumed.

TERRARIUM AND SMALL ANIMAL CAGE AND CAGE FURNITURE DISINFECTION: {Animals frequently defecate on hot rocks and other hard, non-porous cage furniture items inside your terrarium. This can result in high bacteria and ammonia levels that can lead to possible infection/disease in your animals. When used regularly, this product can eliminate these high bacteria/ammonia levels in your cage and on your cage furniture items.} (Do not use on porous rocks, hot rocks, and driftwood.)

1. Remove all animals.
2. Thoroughly clean all surfaces and objects {caves, cage furniture, feeding and watering dishes, and appliances} including the substrate in the terrarium or cage with soap or detergent and rinse with water.
3. Saturate all hard, non-porous surfaces {such as floors, walls, cages and other washable hard, non-porous surfaces} with the disinfecting and virucidal* solution of 3 oz. of this product per 5 gal. of water {{or equivalent use dilution}} {{(450 ppm active)}} so as to wet thoroughly.
4. Apply by cloth, mop, brush, sponge, auto scrubber or mechanical spray device {{hand pump} coarse pump or trigger spray device} or by immersion. For spray applications, spray 6-8 inches from surface. Do not breathe spray. Rub with brush, cloth, or sponge. For smaller surfaces, use a trigger spray bottle to spray all surfaces with solution.
5. Allow surfaces to remain wet for a period of 10 minutes.
6. Saturate gravel as above and let stand for 10 minutes. Place in bucket of clean water and swirl for 15-30 seconds. Thoroughly air dry before returning to terrarium.
7. Thoroughly scrub all treated surfaces (except gravel) with soap or detergent and rinse with potable water before reuse.
8. Do not return animals to the habitat until it is dry and ventilated.
9. Clean terrarium at least once weekly or more as needed. Change cloth, sponge or towels frequently to avoid redeposition of soil.
10. Prepare a fresh solution daily or more often if use solution becomes visibly soiled or dirty.

Note: Substrates for desert terrariums (i.e. gravel) must be completely dry before returning to terrarium to avoid high humidity levels. Always replace substrate if a foul odor persists. Do not apply this product directly onto the small animal. If this product comes into contact with the small animal's skin, then immediately wash the material off of the animal with lukewarm water. If the small animal ingests this product, contact your veterinarian immediately.

22/41

REPTILE TANK CLEANING AND DISINFECTION DIRECTIONS: Remove all reptiles from the enclosure tank prior to cleaning and disinfecting. Remove all litter or drippings from surfaces. Empty all equipment used for feeding or watering reptiles. Thoroughly clean all surfaces with soap or detergent and rinse with water. Apply disinfecting and virucidal* solution of 3 oz. of this product per 5 gal. of water (or equivalent use dilution) (450 ppm active) to hard, non-porous surfaces of the enclosure tank. Apply by cloth, mop, brush, sponge, auto scrubber, mechanical spray device, hand pump coarse pump or trigger spray device or by immersion until thoroughly wet. For spray applications, spray 6-8 inches from surface. Do not breathe spray. Allow surfaces to remain wet for 10 minutes. Wipe dry with a paper towel. Rinse all surfaces that come in contact with food with potable water before reuse. Allow the enclosure tank to ventilate for a minimum of 10-15 minutes before replacing the reptiles. Prepare a fresh solution daily or when visibly dirty.

Note: Do not apply this product directly onto the reptile. If this product comes into contact with the reptile's skin, then immediately wash the material off of the animal with lukewarm water. If the reptile ingests this product, contact your veterinarian immediately.

**SANITIZER DIRECTIONS FOR NON-FOOD CONTACT SURFACES
IN ANIMAL PREMISES**

TO SANITIZE HOOF TRIMMING EQUIPMENT: Prior to application, pre-clean hoof trimming equipment before and after use on each animal with detergent and warm water or compatible cleaner to remove soil using a pre-scrape, pre-flush, or when necessary, pre-soak followed by a potable water rinse. To sanitize, add 1 oz. of this product per 5 gal. of water (150 ppm active) (or equivalent use dilution). Treated surfaces must remain wet for 3 minutes. Prepare a fresh solution daily or when visibly dirty.

FOGGING

{FOGGING IN FOOD PREMISES}

ALL SURFACES MUST BE CLEANED AND DISINFECTED IN ACCORDANCE WITH LABEL DIRECTIONS PRIOR TO FOGGING.

DIRECTIONS FOR FOGGING IN DAIRIES, BEVERAGE AND FOOD PROCESSING PLANTS: Prior to fogging, food products and packaging material must be removed from the room or carefully protected. After disinfecting, fog desired areas using 1 quart per 1000 cubic feet of room area with a solution containing 1.5 oz. of product per gal. of water (1,200 ppm active) (or equivalent use dilution). Wear a dust mist respirator when mixing the use solution and pouring it into the fogging apparatus. Vacate the area of all personnel during fogging and for a minimum of 2 hours after fogging and a minimum of 4 air exchanges (ACH) per hour in the facility. All food contact surfaces must be sanitized with an EPA approved food contact sanitizer solution prior to use. All food contact surfaces must be thoroughly rinsed with potable water prior to sanitizing.

Note: The fog generated is irritating to the eyes, skin and mucous membranes. Under no circumstances must a room or building be entered by anyone within two hours of the actual fogging and a minimum of 4 air exchanges (ACH) per hour in the facility. If the building must be entered, then the individuals entering the building must wear a self-contained respirator approved by NIOSH/MSHA, goggles, long sleeves and long pants.

{FOGGING IN POULTRY HOUSES}

ALL SURFACES MUST BE CLEANED AND DISINFECTED IN ACCORDANCE WITH LABEL DIRECTIONS PRIOR TO FOGGING.

TREATMENT OF HATCHERY ROOMS USING FOGGING DEVICES: Remove all animals and feed from premises, vehicles and enclosures. Remove all litter and manure from floors, walls and surfaces of the room to be treated. Empty all troughs, racks and other feeding and watering appliances. Thoroughly clean all surfaces with soap or detergent and rinse with water. Close room off so fog is confined to room to be treated. Mix 140 oz. of this product per 2.5 gal. of water (or equivalent use dilution). Wear a dust mist respirator when mixing the use solution and pouring it into the fogging apparatus. Insert the nozzle of the fogger through a suitable opening into the room. With the setting in maximum output, fog for one minute for each 4000 cubic feet of space in the room. **Under no circumstances will a room be entered by anyone within 2 hours of actual fogging and a minimum of 4 air exchanges (ACH) per hour in the facility.** When fogging is completed ventilate buildings and other closed spaces. Do not house livestock or employ equipment until treatment has been absorbed or dried. Thoroughly clean all treated surfaces with soap or detergent and rinse with water.

TREATMENT OF INCUBATORS AND HATCHERS USING FOGGING DEVICES: Only for treatment of setters and hatchers after poultry/chicks/eggs have been removed. Not for treatment of hatchers which contain chicks/eggs. Mix 14.5 oz. of this product per gal. of water (or equivalent use dilution). Wear a dust mist respirator when mixing the use solution and pouring it into the fogging apparatus. Fog 3-8 oz. of this into setters and hatchers immediately after transfer. Repeat daily in setters and every 12 hours in hatchers. Discontinue hatcher treatments at least 24 hours prior to pulling the hatch. Do not allow people to contact or breathe this fog. It is acceptable to fog setters and hatchers with a 1.1 oz. of this product per gal. of water solution (or equivalent use dilution) on an hourly or every other hour basis. If this is done, fog for 30-90 seconds once per hour or once every two hours. When fogging is complete, ventilate buildings, and other closed spaces. Do not house livestock or employ equipment until treatment has been absorbed or dried. Thoroughly scrub all treated feed racks, mangers, troughs, automatic feeders, fountains and waterers, and other treated equipment with soap or detergent, and rinse with potable water before reuse. **Under no circumstances will a room be entered by anyone within two hours of the actual fogging and a minimum of 4 air exchanges (ACH) per hour in the facility.**

(Note to Reviewer: The following statement must be used with either of the previous two fogging directions for use).

Note: The fog generated is irritating to the eyes, skin and mucous membranes. Under no circumstances must a room or building be entered by anyone within two hours of the actual fogging and a minimum of 4 air exchanges (ACH) per hour in the facility. If the building must be entered, then the individuals entering the building must wear a self-contained respirator approved by NIOSH/MSHA, goggles, long sleeves and long pants.

BARBER/SALON

FOR USE AS A DISINFECTANT, VIRUCIDE* OF GROOMING CLIPPERS, HAIR CLIPPERS, ELECTRIC SHEARS, BARBER/SALON SHEARS AND OTHER IMPLEMENTS {, [[BARBER] {MANICURE} {NAIL} {SALON}]} INSTRUMENTS AND TOOLS: {Remove hair, dandruff and dust particles prior to disinfecting the blades. [{Turn the clipper off occasionally during use and spray between the teeth of blades} {While clipper/shear is running, hold in the downward position and spray}] with a use solution. Do not spray on the clipper case or drip into clipper housing.} Immerse pre-cleaned barber/salon tools such as combs, brushes, {plastic rollers,} razors, [{clipper and/or trimmer} blades], {tweezers,} manicure/pedicure tools, scissors, and other salon instruments and tools in a use solution of 3 oz. of this product per 5 gal. of water {(or equivalent use dilution)} for at least 10 minutes. Rinse thoroughly and dry before use. Prepare a fresh solution daily or when visibly dirty.

Note: Plastic instruments can remain immersed until ready to use. Stainless steel shears and other metal instruments must be removed after 10 minutes, rinsed, dried and kept in a clean, non-contaminated receptacle. Prolonged soaking will cause damage to metal instruments.

FOR USE AS A DISINFECTANT, VIRUCIDE* OF HARD, NON-POROUS SURFACES IN FOOTBATHS: To remove body oils, dead tissue, soil and all other buildups or organic matter on surfaces after using the footbath, drain the water and thoroughly clean all surfaces with soap or detergent, then rinse with water. Apply a use solution of 3 oz. of this product per 5 gal. of water {(or equivalent use dilution)} on all surfaces with a brush, cloth, mop, sponge, {{hand pump} coarse pump or trigger spray device}. Brush or swab thoroughly and allow solution to stand for 10 minutes. For spray applications, spray 6-8 inches from surface. Do not breathe spray. After the unit has been thoroughly disinfected, rinse all surfaces with fresh water. The unit is then ready for reuse.

**SANITIZER DIRECTIONS FOR NON-FOOD CONTACT SURFACES
IN BARBER/SALON FACILITIES**

TO SANITIZE [[BARBER] {MANICURE} {NAIL} {SALON}]} INSTRUMENTS AND TOOLS: Immerse pre-cleaned barber/salon instruments and tools {such as combs, brushes, razors, scissors, trimmer and/or clipper blades and manicure and pedicure instruments} in a use solution of 1 oz. of this product per 5 gal. of water {(or equivalent use dilution)} for at least 3 minutes. Rinse thoroughly and dry before use. Prepare a fresh solution daily or when visibly dirty.

Note: Plastic instruments can remain immersed until ready to use. Stainless steel shears and other metal instruments must be removed after 10 minutes, rinsed, dried, and kept in a clean non-contaminated receptacle. Prolonged soaking will cause damage to metal instruments.

RESTROOM/BATHROOM

NON-ACID TOILET BOWL {AND URINAL} DISINFECTANT {CLEANING} DIRECTIONS

Remove heavy soil prior to disinfection.

From a Concentrate: Add 0.6 oz. of this product directly into the water in the toilet bowl. Brush thoroughly over exposed surfaces and under the rim with a toilet [{brush} {mop}], cloth, or sponge. Allow solution to stand for 10 minutes and flush.

From a Use Solution: Empty water out of toilet bowl or urinal and apply 0.5 to 1 oz. use solution to exposed surfaces, including under the rim with a toilet [{brush} {mop}], cloth, or sponge, {{hand pump} coarse pump or trigger spray device}. {For spray applications, spray 6-8 inches from surface. Do not breathe spray.} Brush or swab thoroughly, then allow solution to stand for 10 minutes and flush.

FOR HEAVY DUTY CLEANING OF TOILET BOWLS AND URINALS: Pre-clean heavily soiled areas. Empty toilet bowl or urinal and apply 1.2 oz. of this product to exposed surfaces including under the rim with toilet [{brush} {mop}], cloth, or sponge, or mechanical spray device, {{hand pump} coarse pump or trigger spray device}. To aid in soil removal, allow to soak. For sprayer application, spray 6-8 inches from surface. Brush or swab thoroughly and allow solution to stand for 10 minutes and flush.

{DEEP} CLEANING/DISINFECTING [{WATERFREE} {WATERLESS}] URINALS: Preliminary cleaning is required for heavily soiled surfaces. Remove and properly dispose of cartridge according to manufacturer's directions. Deep clean or disinfect the entire urinal by applying 3 oz. of this product per 5 gal. of water {(or equivalent use dilution)} directly onto surface. {Brush} {Scrub} surfaces and let solution stand for 10 minutes. Wipe surface to clean. Change cartridge as needed. The unit is ready for use..

TO CLEAN WATERFREE {WATERLESS} URINALS: Remove any debris from the urinal. Spray 0.5 to 1 oz. of use solution onto urinal surface. To prepare use solution: add 0.6 oz. of this product per gal. of water {(or equivalent use dilution)} {(450 ppm active)}. DO NOT spray product directly onto cartridge. Wipe surface to clean. Change cartridge as needed. The unit is ready for use.

24/41

FOR USE TO CLEAN AND DISINFECT SHOWER ROOMS, LOCKER ROOMS AND OTHER LARGE, OPEN AREAS WITH FLOOR DRAINS:

1. Pre-clean heavily soiled areas.
2. Apply use solution of 3 oz. of this product per 5 gal. of water {(450 ppm active)} {(or equivalent use dilution)} to floors, walls and ceilings making sure not to over spray. To disinfect, all hard, non-porous surfaces must remain wet for 10 minutes.
3. Scrub using a deck brush or other coarse material as necessary.
4. Rinse surfaces thoroughly and let air dry.
5. Prepare a fresh solution daily or when visibly dirty.

DEODORIZATION/CLEANING

FOR USE AS A {GENERAL} CLEANER {AND/OR DEODORIZER}: Apply use solution of 1.75 oz. of this product per 5 gal. of water to hard, non-porous surfaces. {{Rinse} {Wipe up excess liquid {with a paper towel}} {and} {or} {Allow to air dry}}. For heavy-duty use, {{add} {mix} {apply}} 4 oz. of this product per 5 gal. to clean hard, non-porous surfaces.

GENERAL DEODORIZATION: To deodorize, apply 1.75 oz. of this product per 5 gal. of water to hard, non-porous surfaces. {{Rinse} {Wipe up excess liquid {with a paper towel}} {and} {or} {Allow to air dry}}.

FOR DEODORIZING SEPTIC STORAGE TANKS: Pre-clean heavily soiled areas. When tanks are empty, pour 1.75 oz. of this product for every 5 gal. of water in tank on recreational vehicles, campers and boats to control odors. As tank fills with sewage and the vehicle is moving, this solution will mix and provide an adequate deodorizing solution for this use. This product is to be used on gray and black water tanks only. Check with local, state, or federal authorities before disposing of sewage in accordance to federal, state and local regulations for waste disposal. (Not for use in CA.)

RV HOLDING TANKS/RECREATIONAL VEHICLES: For toilet waste and holding tanks, cover bottom of holding tank with water and add 1.75 to 3 oz. of this product per 5 gal. of water to deodorize. If odors return before time to empty, add another 1.75 to 3 oz. per 5 gal. of water to the tank. For kitchen waste, add 1.75 to 3 oz. per 5 gal. of water to gray water tank as needed to control malodors created by dirty dishwasher. (Not for use in CA.)

AUTOMOTIVE USES: A solution of 1.75 oz. of this product per 5 gal. of water will effectively neutralize {damp musty} odors. Spray or apply onto seats, carpets, headliner and ashtray or into trunk and all vents to eliminate odors from tobacco, food, beverage spills and musty carpet. For sprayer applications, use a coarse spray device. {{Wipe up excess liquid {with a paper towel}} {and} {or} {Allow to air dry}}. (Not for use in CA.)

AIR FRESHENER: A solution of 1.75 oz. of this product per 5 gal. of water will effectively neutralize {damp musty} odors caused by mildew in storage areas, basements, closets, bathrooms and A/C filters. Spray to eliminate odors from tobacco, food, beverage spills and musty carpet. For sprayer applications, use a coarse spray device. {{Wipe up excess liquid {with a paper towel}} {and} {or} {Allow surface to air dry}}. (Not for use in CA.)

WATERBED CONDITIONER (Not for use in CA.): When used as a waterbed conditioner, this product eliminates odor. If bed has not been treated properly, drain bed completely. Add 15 gal. of water, mix vigorously, drain bed again. Fill bed with water and follow dosage directions.

Dosage: To eliminate odor, add 4 – 8 oz. of this product in a {{waveless/fiber} {free flow}} waterbed of 90 to 180 gal. capacity. Repeat application every 4 to 6 months.

GLASS CLEANING {/DEODORIZING} DIRECTIONS: Use a 1.75 oz. of this product per 5 gal. of water use solution to clean and deodorize windows, mirrors, and glass surfaces. Use a coarse spray device. For spray applications, spray 6-8 inches from surface. Do not breathe spray. Rub with sponge or cloth. Change cloth, sponge or towels frequently to avoid re-deposition of soil.

FOR USE AS A CLEANER ON FINISHED FLOORS: To limit gloss reduction, use 1.75 oz. of this product per 5 gal. of water. Apply with a damp mop or auto scrubber. Allow surface to air dry.

CARPET CLEANING

SPECIAL INSTRUCTIONS FOR CLEANING CARPETS: This product can be used to clean carpets in industrial, institutional, commercial and residential areas such as homes, motel & hotel chains, nursing homes, schools and hospitals. For use on wet, cleanable synthetic fibers. Do not use on wool. Vacuum carpet thoroughly prior to cleaning. Test fabric for color fastness:

For Portable Extraction Units: Mix 1.1 oz. of this product per 1 gal. of water {(or equivalent use dilution)}.

For Truck Mounted Extraction Machines: Mix 1.1 oz. of this product per 1 gal. of water {(or equivalent use dilution)} and meter at 5 gal. per hour.

For Rotary Floor Machines: Mix 1.1 oz. of this product per 1 gal. of water {(or equivalent use dilution)} and apply at the rate of 300-500 sq. ft. per 1 gal.

Do not mix this product with other cleaning products. Follow the cleaning procedures specified by the manufacturer of the cleaning equipment. After using this product set the carpet pile and protect the carpet from furniture legs and bases while drying. Do not over wet. If applied to stain resistant nylon carpet, apply a fabric protector according to the carpet manufacturer's directions.

CARPET [(CLEANING) (DEODORIZING (Not for use in CA.))] FOR HOME, INSTITUTIONAL, INDUSTRIAL AND HOSPITAL USE: This product [(cleans) (and deodorizes)] the carpet. It can be used in industrial, institutional, commercial and residential areas such as homes, motels, hotel chains, nursing homes and hospitals.

Vacuum carpet thoroughly prior to application. Mix 1.1 oz. per gal. of water {(or equivalent use dilution)}. Follow the injection and/or extraction procedures as specified for any conventional steam cleaning equipment you are using. For rotary floor machines, mix 1.1 oz. of this product per gal. of water and spray on carpet at a rate of 300-500 sq. ft. per 1 gal.

[(For use) (Use this product)] on washable synthetic fibers. Do not use on wool. Test color fastness of carpet before use. Apply diluted product to a small concealed spot, then rub with a clean white cloth. If color changes or transfers to the cloth, a water-based product must not be used.

After using the product, set carpet pile in one direction with a stiff brush. Place aluminum foil under the legs of furniture while carpet is drying. Over-wetting can cause carpet to shrink. Manufacturer assumes no responsibility for over-wetting misuse.

Note: This product must not be mixed with other cleaning products.

WATER AND SMOKE DAMAGE RESTORATION

SEWER BACKUP & RIVER FLOODING: To use as a deodorizer, dilute 1.1 to 2.2 oz. of this product per gal. of water allowing for the diluting effect of absorbed water within saturated materials. Remove gross filth or heavy soil along with non-salvageable materials. Saturate all affected areas with a mechanical spray device, {coarse pump or trigger spray device} before and after cleaning and extraction. For spray applications, spray 6-8 inches from surface. Do not breathe spray. Use proper ventilation; open windows. (Not for use in CA.)

CARPETS, CARPET CUSHIONS, UPHOLSTERY, DRAPES AND OTHER POROUS MATERIALS, SUB FLOORS, DRYWALL, TRIM AND FRAME LUMBER, TACKLESS STRIP AND PANELING: To use as a deodorizer against water damage, extract the excess water. Test hidden area for colorfastness. Dilute 1.1 to 2.2 oz. of this product per gal. of water, allowing for the diluting effect of absorbed water within saturated materials. Remove gross filth or heavy soil. Apply directly with a mechanical spray device {or coarse pump or trigger spray device} to fully saturate affected materials. For spray applications, spray 6-8 inches from surface. Do not breathe spray. Roll, brush or agitate into materials. Follow with a thorough extraction. Dry rapidly and thoroughly. (Not for use in CA.)

[(WATER) (AND) (SMOKE)] DAMAGE RESTORATION: Effective against odor caused by smoke and water damage for home, institutional, industrial and hospital use. This product is particularly suitable for use in water damage restoration. Dilute 1.1 to 2.2 oz. of this product per gal. of water, allowing for the diluting effect of absorbed water within saturated materials. Saturate affected materials with enough product to remain wet for at least 10 minutes. Use proper ventilation. (Not for use in CA.)

OTHER USES

FOR CONTROL OF DROSOPHILA SPP. AND PHORIDAE FAMILY OF FLIES ON NON-FOOD CONTACT SURFACES: To control flies on hard, non-porous non-food contact surfaces such as floors, walls, countertops, metal surfaces, painted surfaces, glazed porcelain, glazed tile, glass, chrome, rubber, and plastic in restaurants, bars, kitchens, dishwashing areas, and bar and wait station areas and other food storage areas. After removing gross filth, apply a solution of [{3 oz.} {(one) 3-oz. packet}] of this product per 5 gal. of water {(or equivalent use dilution)} to surfaces and locations where flies breed. Spray surfaces thoroughly or apply by pouring, mopping or sponging onto the surface. Allow surface to remain wet for 10 minutes. Repeat application 1-2 times per week or as needed. Do not contaminate food and food packaging.

FOR CONTROL OF SMALL FLIES IN DRAINS: For control of small flies: Drosophila spp. and the Phoridae family. Spray or pour solution of [{3 oz.} {(one) 3-oz. packet}] of this product per 5 gal. of water {(or equivalent use dilution)} into the drain during time of lowest level of drain use. Add 14 oz. of use solution daily to each drain to maintain fly control. Apply product around the edge of the drain and thoroughly coat inside of drain. Repeat application 1-2 times per week or as needed. Do not contaminate food and food packaging.

26/41

MUSHROOM FARM INDUSTRY USE DIRECTIONS

Site Preparation: The first step in any ongoing sanitation program must be the removal of gross contamination and debris. This may be accomplished by using a shovel, broom, or vacuum, depending on the area to be disinfected.

Disinfection: For heavily soiled areas, pre-clean first. Use {3 oz.} {one} 3-oz. packet} of this product per 5 gal. of water {(or equivalent use dilution)} use solution. Wet all hard, non-porous surfaces thoroughly. Treated surfaces must remain wet for 10 minutes. Let air-dry. Prepare a fresh solution for each use.

For Heavy Duty Cleaning: When heavy duty cleaning is desired, use 6 oz. of this product per 5 gal. of water {(1.25 oz. of this product per gal. of water)} {(or equivalent use dilution)}. Heavily soiled areas will require repeated cleaning before treatment.

DO NOT APPLY TO THE MUSHROOM CROP, COMPOST OR CASING. Rinse treated surfaces with potable water before they contact the crop, compost or casing.

CITRUS CANKER CONTROL (Not For Use in CA): For prevention of Citrus Canker Disease through treatment of pre-cleaned equipment. Effective against *Xanthomonas axonopodis* pv. *citri* {(Citrus Canker)} at 2000 ppm active. Treatment can be applied to trucks, attached trailers, field harvesting equipment, including cargo area, wheels, tires, undercarriage, hood, roof, fenders and any other hard, non-porous part of equipment that can be taken into infested areas. Thoroughly clean all surfaces with soap or detergent and rinse with water. Then saturate surfaces with a use dilution of 2.5 oz. of this product per gal. of water {(or equivalent use dilution)} {(2000 ppm active)} for a period of 10 minutes. Allow to air dry. All surfaces that come in contact with food or crop must be rinsed with potable water before reuse. To prevent the spread of Citrus Canker Disease by this artificial means of transportation, treatments are made by trigger spraying, dipping or brushing. Clothing must be either thoroughly rinsed or laundered before reuse. Footwear must be rinsed before reuse. Prepare a fresh solution daily or when visibly dirty.

DISINFECTION/VIRUCIDE* OF HARD, NON-POROUS SURFACES IN WHIRLPOOL UNITS: After using the whirlpool unit, drain unit. Prepare a use solution of 3 oz. of the product per 5 gal. of water {(or equivalent use dilution)} and refill with use solution to just cover intake valves {or 2 inches above the highest jet}. Briefly start the pump to circulate the solution. Turn off the pump. Wash down the unit sides, seat of the chair lift and any other related equipment with a clean swab, brush or sponge. Treated surfaces must remain wet for 10 minutes. After the unit has been thoroughly disinfected, drain the solution from the unit and rinse disinfected surfaces with fresh water. Wipe dry with a clean sponge or cloth or allow to air dry. Repeat for heavy soiled units.

SANITIZATION OF HARD, NON-POROUS SURFACES IN WHIRLPOOL UNITS: To remove body oils, dead tissue, soil and all other buildups or organic matter on surfaces after using the whirlpool unit, drain unit. Prepare a use solution of 0.25 oz. of this product per gal. of water {(or equivalent use dilution)} and refill with use solution to just cover the intake valves {or 2 inches above the highest jet}. Briefly start the pump to circulate the solution. Turn off the pump. Wash down the unit sides, seat of the chair lift and any other related equipment with a clean swab, brush or sponge. Treated surfaces must remain wet for 3 minutes. After the unit has been thoroughly sanitized, drain the solution from the unit and rinse all with fresh water. Repeat for heavy soiled units. Then the unit is ready for reuse.

FOR DISINFECTING BAGLESS VACUUM CLEANERS: Add 3 oz. of this product per 5 gal. of water {(or equivalent use dilution)}. Turn off and unplug vacuum cleaner. Remove the hard, non-porous container that houses collected material from the vacuum cleaner. Empty contents into a waste receptacle. Rinse collection container with water and wipe clean to remove any additional collected material. Apply use solution to collection container with a brush, cloth, mop, sponge, mechanical spray device, {(hand pump} coarse pump or trigger spray device} so as to wet all surfaces thoroughly. {For sprayer applications, spray 6-8 inches from surface.} Allow surfaces to remain wet for 10 minutes. Wipe up excess liquid with a clean cloth or sponge or allow to air dry. Reattach container to vacuum cleaner.

FOR DISINFECTING NON-POROUS VACUUM CLEANER BRUSHES: Add 3 oz. of this product per 5 gal. of water {(or equivalent use dilution)}. Turn off and unplug vacuum cleaner. Remove the non-porous brushes from vacuum cleaner. Submerge brush in use solution so as to wet all surfaces thoroughly. Allow surfaces to remain wet for 10 minutes. Wipe up excess liquid with a clean cloth or sponge or allow to air dry. Reattach brushes to vacuum cleaner.

COMMERCIAL FLORIST USE DIRECTIONS: To clean, disinfect {and deodorize} hard, non-porous surfaces, prepare use solution of 1.75 oz. of this product per 5 gal. of water {(or equivalent use dilution)}. For heavy-duty use, add 4 oz. of this product per 5 gal. of water {(or equivalent use dilution)}. Remove all leaves, petals, garbage and refuse. Pre-clean surfaces using pressurized water where possible. Apply use solution to hard, non-porous surfaces, thoroughly wetting surfaces as required, with a cloth, mop, brush, sponge, {auto scrubber,} or mechanical spray device, {(hand pump} coarse pump or trigger spray device}. For sprayer applications, spray 6-8 inches from surface. Rub with brush, sponge, mop or cloth. Do not breathe spray. Treated surfaces must remain wet for 10 minutes. Wipe up excess or allow to air dry. Change cloth, sponge or towels frequently to avoid re-deposition of soil. Prepare a fresh solution daily or when visibly dirty.

WORK AREAS AND BENCHES, POTS, FLATS AND FLOWER BUCKETS, CUTTING TOOLS: Pre-clean surfaces. [{Spray} {or} {swab}] hard, non-porous working surfaces} {or} {Soak cutting edge of tool}] with a solution of 1.75 oz. of this product per 5 gal. of water {(or equivalent use dilution)} before each work period and again after each plant is completed {to help control transfer of diseases such as *Botrytis*, crown rot, downy mildew, *Erwinia* and root rot}. Allow surface to remain wet for 10 minutes. To apply solution as a sprayer application, use as a coarse spray only and spray 6-8 inches from surface. Wipe up excess liquid or allow to air dry. {Dry and oil tools at the end of each workday.} Prepare a fresh solution daily or when visibly dirty. (†Not for use in CA.)

CLEANSING OF EXTERIOR BODY SURFACES OF [HUMAN REMAINS], {CADAVERS}: To cleanse away skin secretions and accompanying malodor, to ensure the removal of all soil and bloodstains, and to remove and reduce surface contamination, apply 1.75 oz. of this product per 5 gal. of water{(or equivalent use dilution)} to the exterior surfaces of the body. Bathe the entire body using sponge or washcloth. A soft brush may be employed on surfaces other than the face. Allow a 10 minute contact time for optimal results. Prepare a fresh solution for each human remain.

RESIDENTIAL/HOUSEHOLD USE

CLEAN/DISINFECT/DEODORIZE {KITCHEN/BATHROOM/HOUSEHOLD} SURFACES: Pre-clean surfaces. Apply a solution of 3 oz. of this product per 5 gal. of water {(or equivalent use dilution)} with brush, cloth, mop, sponge, mechanical spray device, {{hand pump} coarse pump or trigger spray device}. For spray applications, hold container 6 to 8 inches from surface and spray until thoroughly wet. For disinfection, treated surfaces must remain wet for 10 minutes. Wipe up excess liquid or allow to air dry. Rinse with potable water after use on surfaces that come in contact with food. This product is not to be used to clean or disinfect dishware, glasses or eating utensils.

SANITIZATION OF EXTERIOR HOUSEHOLD SURFACES DIRECTIONS

Preparation of Use Solution: Apply a use solution of 0.25 oz. of this product per gal. of water {(200 ppm active)} {(or equivalent use dilution)} to sanitize hard, non-porous exterior surfaces such as vinyl, plastic, sealed concrete, painted or sealed woodwork, and sealed stucco. Surfaces to be treated include house siding, decks, patios, walkways and driveways.

Application: Pre-clean heavily soiled areas. Apply solution with a brush, mop, cloth, sponge, {auto scrubber,} mechanical spray device, {{hand pump} coarse pump or trigger spray device}, or with a low-pressure {(less than 60 psi)} airless sprayer so as to wet all surfaces thoroughly. For sprayer applications, spray 6 inches to 8 inches from surface. Treated surfaces must remain wet for 3 minutes. Wearing suitable respiratory protective equipment and protective eyewear to control exposure to spray, pressure wash surfaces to thoroughly sanitize all treated areas using a high-pressure spray. Do not breathe spray. One-half gal. of diluted product will treat 200-300 sq. ft. of surface. Prepare a fresh solution daily or when visibly dirty.

LAUNDRY USE

COMMERCIAL AND INSTITUTIONAL LAUNDRY USE: For residual bacteriostatic activity against gram negative and/or gram positive odor-causing bacteria and/or residual self-sanitizing activity against *Klebsiella pneumoniae* and *Staphylococcus aureus*, use this product as directed.

Initial Treatment: Use 10 oz. of this product per 100 pounds of fabric (dry weight) {(or equivalent use dilution)}. Dilute the appropriate amount of this product in one to two gal. of water, and then add solution to the wash wheel at the beginning of the final rinse cycle. A minimum rinse cycle time of 5 minutes is required.

Repeat Treatment: Follow Initial Treatment directions and re-treat fabric after each washing {or if odor persists}.

LAUNDRY BACTERIOSTAT FOR COMMERCIAL, INDUSTRIAL, AND NON-MEDICAL INSTITUTIONAL LAUNDRY APPLICATIONS

This product provides the fabric with residual bacteriostatic activity against odor causing gram-negative and gram-positive bacteria when added to the final rinse at a rate of 10 oz. of this product per 100 lbs. of dry laundry. This product was evaluated against:

- Corynebacterium ammoniagenes* {(ATCC 6872)}
- Klebsiella pneumoniae* {(ATCC 4352)}
- Staphylococcus aureus* {(ATCC 6538)}

LAUNDRY DEODORIZER {AGAINST ODOR CAUSING BACTERIA}: For activity against odor causing bacteria caused by conditions of high relative humidity or wet contamination, use 12 oz. of this product per 100 pounds of dry weight fabric. Dilute the appropriate amount of this product in one to two gal. of water, and then add to the wash wheel in the final rinse. Re-treat fabric after each washing. Laundered fabric may also be treated by soaking.

PRESERVATION AGAINST MILDEW BY SOAKING: Use 10 oz. of this product per 100 pounds of fabric (dry weight). A minimum soaking time of 5 minutes is required.

LAUNDRY SANITIZER: When added at the rate of 1 oz. of this product per gal. water {to yield 780 ppm active} {(12 oz. of this product per 100 lbs. of dry laundry)} {(or equivalent use dilution)} {(780 ppm active)}, this formulation provides sanitization against *Staphylococcus aureus*, *Klebsiella pneumoniae*, *Pseudomonas aeruginosa*, and *Staphylococcus aureus* Methicillin Resistant (MRSA) and is effective against HIV-1 in rinse water up to 200 ppm hard water.

KILLS HIV-1 ON LAUNDRY IN COMMERCIAL, INDUSTRIAL AND INSTITUTIONAL APPLICATIONS. This product provides virucidal* activity against HIV-1 on fabrics when presoaked with a 4 minute contact time followed by normal washing in detergent and rinsing at a rate of 12 oz. of this product per 100 lbs. of dry laundry in water hardness up to 200 ppm.

LAUNDRY SANITIZING DIRECTIONS FOR USE: For sanitizing step, fill washer to low water level with minimum temperature water of 95°F. Using an appropriate {{company name}} dispenser, inject this product into the sanitizing rinse step at the rate of 1 oz. of this product per gal. water {to yield 780 ppm active} {(12 oz. of this product per 100 lbs. of dry laundry)} {(780 ppm active)} {(or equivalent use dilution)}. Treat the laundry for a minimum of 5 minutes at a minimum temperature of 95°F. Other laundry additives, such as fabric softeners, laundry sours, starch and sizing must be used per manufacturer's instructions in subsequent rinse cycles after the sanitizing rinse cycle.

28/41

(OR)

This product is used in the final, warm rinse cycle at a low water level. Dilute at 1 oz. of this product per gal. of water {(12 oz. of this product per 100 lbs. of dry laundry)} {(780 ppm active)} {(or equivalent use dilution)}, then add to the wash in the final rinse, or dispense directly through automatic dispensing equipment. Run for a minimum of 5 minutes. Retreat as necessary. This product will not harm fabrics. DO NOT USE IN THE PRESENCE OF, OR MIX WITH OTHER CHEMICALS.

FOR USE IN SMALL COMMERCIAL WASHING MACHINES: Use the chart below to determine the equivalent use dilution per wash load for use as a Laundry Sanitizer in small commercial washing machines. This is based on 12 oz. of this product per 100 lbs. of dry laundry.

Washer Capacity (lbs. dry laundry)	oz. (per wash load)
25	4
50	8
75	12

FOR USE IN CONSUMER OR HOUSEHOLD TYPE WASHING MACHINES: Use the chart below to determine the equivalent use dilution per wash load for use as a Laundry Sanitizer in consumer or household type washing machines. This is based on 12 oz. of this product per 100 lbs. of dry laundry.

Washer Capacity (lbs. dry laundry)	oz. (per wash load)
5 or less	1
6-10	2
11-20	3

WATER TREATMENT (Not for Use in CA.)

Do not use water containing residues from use of this product to irrigate crops for food or feed.

INDUSTRIAL {(AND/OR) COMMERCIAL} RECIRCULATING COOLING WATER TOWERS, RETORT WATER SYSTEMS (Not for use in CA.)

Cooling tower waters that are inherently low in algae growth and bacteria count may be adequately controlled by the lower range of these dosages. Repeat every seven days or increase frequency if needed. Should slime develop again, repeat initial dosage.

For best results, clean heavily contaminated systems before treatment with this product. If soap or anionic detergent is used, rinse thoroughly before charging with this algacide.

1. **Dosing Location:** This product is to be applied at a point in the system where it will be uniformly mixed, such as at the sump.
2. **Dosing Conditions:** This product must be applied when the system is in jeopardy of being affected or after cleaning systems where efficiency is already impaired. Tower bleed off valves must be closed to permit a retention time of 4 hours.
3. **Method of Application:**
 - a. **INTERMITTENT OR SLUG METHOD**
Initial Dose: When the system is noticeably fouled, apply 26.25 fl. oz. of this product {(20 ppm on an active basis)} per 1,000 gal. of water in the system.
Subsequent Dose: When microbial control is evident, add 6.65 to 19.25 fl. oz. of this product per 1,000 gal. of water in the system weekly or as needed to maintain control.
 - b. **MODIFIED INTERMITTENT METHOD**
Initial Dose: When the system is noticeably fouled, apply 26.25 fl. oz. of this product {(20 ppm on an active basis)} per 1,000 gal. of water in the system. Apply half of this initial dose when half of the water in the system has been lost by blowdown.
Subsequent Dose: When control of microbial growth is evident, apply 6.65 to 19.25 fl. oz. of this product per 1,000 gal. of water in the system. Apply half of this subsequent dose when half of the water in the system has been lost by blowdown.
 - c. **CONTINUOUS FEED METHOD**
Initial Dose: When the system is noticeably fouled, apply 26.25 of this product {(20 ppm on an active basis)} per 1,000 gal. of water in the system.
Subsequent Dose: Maintain this treatment by starting a continuous feed of 6.65 to 19.25 fl. oz. of this product per 1,000 gal. of water lost by blowdown.

29/41

ONCE THROUGH FRESH (AND SEA) WATER COOLING SYSTEM (Not for use in CA.)

Use of the product in either public/municipal or single or multiple family private/residential potable/drinking water systems is strictly prohibited. Use of the product in any cooling water system that discharges effluent within 0.25 mile of either a public/municipal or single or multiple family private/residential potable/drinking water intake is strictly prohibited.

For best results, slug feed. The frequency of addition of microbiocide needed depends on many factors. To optimize your use of water treatment microbiocide, follow this procedure.

1. **Dosing Location:** This product is to be applied at a point in the system where it will be uniformly mixed, such as at the sump.
2. **Dosing Conditions:** This product must be applied when the system is in jeopardy of being affected or after cleaning systems where efficiency is already impaired.
3. **Method Of Applications:**
 - a. Wear safety glasses, rubber gloves and impervious apron.
 - b. To reduce foaming, mix 10 parts of water to 1 part of this product.
 - c. {{Use} {Add}} 0.75 to 7 fl. oz. of this product {{0.6 to 6 ppm on an active basis}} per 1,000 gal.
 - d. Do not discharge without performing proper deactivation.
 - e. Treatment time cannot exceed 120 hours/application nor exceed 4 times per year.
 - f. Avoid oxidizers and reducing agents. Product is cationic and must not be mixed with soap or anionic surfactants.

(OR)

(Note to Reviewer: Alternate Method of Application language can be used in place of Item #3 directly above.)

3. Method Of Application:

INTERMITTENT OR SLUG METHOD

Initial Dose: When the system is noticeably fouled, apply 0.75 to 7 fl. oz. of this product {{0.6 to 6 ppm on an active basis}} per 1,000 gal. of water based on system flow rates. The minimum treatment is 6 to 24 hours. Repeat until control is achieved. Deactivation must be conducted prior to discharge from the system by using bentonite clay at a minimum ratio of 5 ppm clay to 1 ppm product.

Subsequent Dose: When microbial control is evident, add 0.375 to 3.75 fl. oz. of this product {{0.3 to 3 ppm on an active basis}} per 1,000 gal. of water based upon system flow rates on an as needed basis to maintain control. Frequency of feed must be tied to an in-plant monitoring program for macro cawling growth. Deactivation must be conducted prior to discharge from the system by using bentonite clay at a minimum ratio of 5 ppm clay to 1 ppm product.

(Note to Reviewer: Deactivation instructions must be used with the above Once Through directions for use.)

DEACTIVATION: Use bentonite clay at the minimum ratio of 5 ppm clay to 1 ppm product. This product must be deactivated prior to discharge of the NPDES outfall. Do not apply this product more than 4 times a year.

OILFIELD INJECTION AND WASTE WATER (Not for use in CA.): This product must be added to the water handling system at a point of uniform mixing such as the area of addition of makeup water to the holding tank.

Method of Application:

1. **Continuous Injection:** Add this product at 30 ppm {{22.5 fl. oz. of this product per 1,000 gal. of water}} when system is noticeably fouled. When microbial control is evident, add this product at 15 ppm (30 fl. oz. of this product per 1,000 gal. of water) to maintain control.
2. **Batch Treatment:** Add this product at 180 ppm {{230 fl. oz. of this product per 1,000 gal. of water}} over a period of 4-6 hours one or more times per week when the system is noticeably fouled. When microbial control is evident, add this product at 90 ppm (115 fl. oz. of this product per 1,000 gal. of water) over a period of 4-6 hours one or more time per week.

GAS PRODUCTION AND TRANSMISSION PIPELINE AND SYSTEMS

GAS PRODUCTION AND TRANSMISSION PIPELINE AND SYSTEMS: For the control of sulfate-reducing bacteria and slime forming bacteria, this product must be added to a gas production or transmission pipeline via direct injection at a point where uniform and maximum distribution will occur. (Not for use in CA.)

GAS STORAGE WELLS AND SYSTEMS: Treat individual injection wells with this product to produce an effective concentration of 65-1000 ppm active. Update treatment rate as needed. This product must be diluted by the water present in the formation. Injection takes place before gas is injected and may be repeated yearly or as needed to maintain control. (Not for use in CA.)

PIPELINE PIGGING AND SCRAPING OPERATIONS: Add this product to slug of water immediately following the scraper {{keep the water volume to a minimum and contained between the scraper and the following pig}}. Add an effective concentration to produce 75-500 ppm depending on the length of the pipeline and the severity of the biofouling. (Not for use in CA.)

30/41

DRILLING, COMPLETION AND WORKOVER FLUIDS SYSTEMS: Add to the fluid system at a point of uniform mixing such as circulating mud tank. (Not for use in CA.)

Initial treatment: 65-1,000 ppm active added to a freshly prepared fluid.

Maintenance dosage: 65-1,000 ppm active so as to maintain control.

PACKER FLUIDS: Add to a packer fluid at a point of uniform mixing such as a circulating holding tank at a rate of 65-1,000 ppm active per 100 barrels of fluid to a freshly prepared fluid depending on the severity of contamination. Seal the fresh packer fluid in the wall between the casing and the production tube. (Not for use in CA.)

HYDROTESTING: Treat water used to hydrotest pipelines or vessels at 65-1,000 ppm active depending on the water quality and length of time the equipment will remain idle. (Not for use in CA.)

ALTERNATE CONTAINER/DELIVERY SYSTEMS

AUTOMATED DILUTION SYSTEM ((DILUTION SYSTEMS TRADE NAME)) INSTRUCTIONS:

Remove {{cap}} {spray nozzle} from empty container. Fill empty container with a freshly prepared use-solution. Replace {{cap}} {spray nozzle}. Place correct use-dilution label on newly filled container.

(OR)

{Remove cap and} Insert cartridge into dispenser. {See dispenser instructions for proper placement of cartridge. {{Press button}} {or} {turn knob}} to dispense *(Insert appropriate dilution from dilution table or list of this product into a {{bucket}}, {bottle}, {scrubber} or {other} container.)*

(OR)

Turn off water to connect {{unit}} {cartridge}. Attach water source. Rotate control knob to fill a {{bottle}} {or} {bucket} {other container}. Squeeze handle to dispense *(Insert appropriate dilution from dilution table or list. {See device instruction manual for more information.}*

(OR)

Attach sprayer unit to hose. Secure tightly, Check that the sprayer is in the off position. Turn on water. Turn sprayer to on position to dispense *(insert appropriate dilution from dilution table or list)*. Spray evenly over surface. When finished turn sprayer to off position and then turn water off. Separate mixing of the concentrate or other application equipment is not required. First ensure the hose faucet is turned off.

BAG-IN BOX CONTAINERS:

{How to use this package:} This package is designed to be used with dilution control systems only. Open package and connect to {{hose}} {system}} to dispense according to directions on the box.

{COARSE} TRIGGER SPRAYERS: Fill bottle from dispenser. {Apply to surfaces according to directions above.}

SPRAY USE INSTRUCTIONS:

How to Assemble Extendable Trigger

1. Remove cap from bottle.
2. Insert end of tube into bottle until new cap meets bottle.
3. Twist cap onto bottle until secure.

How to Spray

1. Adjust nozzle to ON **(Note to Reviewer: There will be an ON symbol here)** position as indicated on nozzle.
2. {{To prime sprayer, direct nozzle toward surface to be treated and squeeze trigger several times until liquid is seen through the length of the tube. **Note:** Keeping sprayer head below the level of liquid in bottle will make priming easier.} {When priming, hold sprayer level to the ground. If held at an angle, sprayer will not prime.}}

After Use

1. Turn nozzle to OFF **(Note to Reviewer: There will be an OFF symbol here)** position.

(Spray Cap container language)

Shake Well. Remove sticker. Open flip cap. Firmly insert red hose tip.

MOP BUCKETS: Fill bucket from dispenser. Set up "Wet Floor" signs. Mop floor surfaces as specified in directions above.

(Note to Reviewer: For pre-measured tear open packets only)

PACKETS: {{{Simply}} {Tear} open and}} pour contents into X gal. of water. Keep packets in box until ready to use.

REFILLS

To Refill Concentrate From Large Containers Into Smaller Containers: This product may be used to fill and refill clean, properly labeled containers for dilution elsewhere within your facility. Make sure the small container has been cleaned, dried and properly labeled according to state and local regulations. Also make sure other items (funnels or hand pumps) are properly cleaned and dried. To refill, *{(simply pour) (pump product)}* from the larger container directly into the smaller one being careful not to spill any product. Keep both containers sealed when not in use.

STORAGE AND DISPOSAL

Do not contaminate water, food, or feed by storage and disposal.

{PESTICIDE} STORAGE: Store only in original container. Keep this product under locked storage sufficient to make it inaccessible to children or persons unfamiliar with its proper use.

PESTICIDE DISPOSAL: Pesticide wastes are acutely hazardous. Improper disposal of excess pesticide, spray mixture or rinsate is a violation of Federal Law. If these wastes cannot be disposed of by use according to label instructions, contact your State Pesticide or Environmental Control Agency, or the Hazardous Waste Representative at the nearest EPA Regional Office for guidance.

CONTAINER HANDLING:

{(Note to Reviewer: One or more of the following paragraphs for Container Handling will be selected, depending on packaging use/type.)}

{(For residential/household use ONLY)}

Non-refillable container. Do not reuse or refill this container. Offer for recycling if available or place in trash.

{(For products with industrial, institutional, commercial use – May choose appropriate non-refillable/refillable statement.)}

{(For non-refillable containers equal to or less than 5 gal.)}

Non-Refillable Container. Do not reuse or refill this container. Triple-rinse container *{(or equivalent)}* promptly after emptying. Triple rinse as follows: Fill the container ¼ full with water and recap. Shake for 10 seconds. Drain for 10 seconds after the flow begins to drip. Follow Pesticide Disposal instructions for rinsate disposal. Repeat this procedure two more times. Then offer for recycling if available or puncture and dispose of in a sanitary landfill, or by incineration.

{(For non-refillable containers greater than 5 gal.)}

Non-Refillable Container. Do not reuse or refill this container. Triple rinse container *{(or equivalent)}* promptly after emptying. Triple rinse as follows: Fill the container ¼ full with water. Replace and tighten closures. Tip container on its side and roll it back and forth, ensuring at least one complete revolution, for 30 seconds. Stand the container on its end and tip back and forth several times. Turn the container over onto its other end and tip back and forth several times. Follow Pesticide Disposal instructions for rinsate disposal. Repeat this procedure two more times. Then offer for recycling if available or puncture and dispose of in a sanitary landfill, or by incineration.

{(For non-refillable packets, Bag-In Box, and other sealed containers)}

{(Note to Reviewer: sealed containers are designed to reduce worker exposure to the concentrate. None of these types of containers can be triple rinsed because they are closed, welded, sealed containers.)}

Non-Refillable Container. Do not reuse or refill this container. Wrap empty container and put in trash or offer for recycling.

{(Refillable containers)}

Refillable Container. Refill this container with this product only. Do not reuse this container for any other purpose. Cleaning the container before final disposal is the responsibility of the person disposing of the container. Cleaning before refilling is the responsibility of the refiller. To clean the container before final disposal empty the remaining contents from this container into application equipment or a mix tank. Fill container about 10 percent full with water. Agitate vigorously or recirculate water with the pump for 2 minutes. Pour or pump rinsate into application equipment or rinsate collection system. Repeat this rinsing procedure two more times.

PRECAUTIONARY STATEMENTS HAZARDS TO HUMANS AND DOMESTIC ANIMALS

DANGER. Corrosive. Causes irreversible eye damage and skin burns. Harmful if swallowed, inhaled or absorbed through the skin. Avoid breathing spray mist. Do not get in eyes, on skin or on clothing. Wear goggles or face shield and rubber gloves and protective clothing when handling. Wash thoroughly with soap and water after handling and before eating, drinking, chewing gum, using tobacco or using the toilet. Remove contaminated clothing and wash clothing before reuse.

ENVIRONMENTAL HAZARDS

{(If container is equal to or greater than 5 gal., the following statement must appear on the label.)}

This product is toxic to fish and aquatic invertebrates. Do not discharge effluent containing this product into lakes, streams, ponds, estuaries, oceans or other waters unless in accordance with the requirements of a National Pollutant Discharge Elimination System (NPDES) permit and the permitting authority has been notified in writing prior to discharge. Do not discharge effluent containing this product into sewer systems without previously notifying the local sewage treatment plant authority. For guidance contact your State Water Board or Regional Office of the EPA.

{(If container is less than 5 gal., use the following as an alternate to the above statement.)}

This product is toxic to fish and aquatic invertebrates.

32/41

{SPANISH ADVISORY STATEMENTS}

(Note to Reviewer: This statement is optional except when used on labels with agricultural uses.)

{SI USTED NO ENTIENDE LA ETIQUETA, BUSQUE A ALGUIEN PARA QUE SE LA EXPLIQUE A USTED EN DETALLE.
IF YOU DO NOT UNDERSTAND THE LABEL, FIND SOMEONE TO EXPLAIN IT TO YOU IN DETAIL.}

GRAPHICS AND ICONS

(Note to Reviewer: These are representative icons for use sites/application methods that may appear on the label with the appropriate directions for use, PPE or package type.)

{Picture of Bathroom}

{Picture of Toilet}

{Picture of Urinal}

{Picture of Sink}

{Picture of Dishes}

{Picture of Three
Compartment Sink}

{Picture of Carpet Cleaning
Machine}

{Picture of Mop and Bucket}

{Picture of Laboratory
Equipment}

{Picture of Gloved Hand and
Spray Bottle}

{Picture of Gloved Hand and
Towel}

{Picture of Toilet Brush}

{Disinfectant Logo}

{Baby Drowning in Bucket
Warning Graphic}

{Recycling Logo}

{Made in USA Logo/Flag}

(Note to Reviewer: The following may be used only if the supplemental registrant has obtained a Kosher/NSF listing. Allowed on back or side panel only.)

{Kosher Logo}, {NSF Logo}, {NSF Listed}

{{Insert 6-Digit NSF Listing Number Here}}

33/41

X OZ. (OR EQUIVALENT USE DILUTION) PACKET LABEL TO BE USED WITH MASTER CONTAINER LABEL

MAQUAT® 710-M

FOR USE AS A HOSPITAL DISINFECTANT
NOT FOR RESALE

ACTIVE INGREDIENTS:

Alkyl (50% C ₁₄ , 40% C ₁₂ , 10% C ₁₆)	
Dimethyl Benzyl Ammonium Chloride.....	4.0%
Octyl Decyl Dimethyl Ammonium Chloride.....	3.0%
Didecyl Dimethyl Ammonium Chloride.....	1.5%
Dioctyl Dimethyl Ammonium Chloride.....	1.5%
OTHER INGREDIENTS:	90.0%
TOTAL:	100.0%

**KEEP OUT OF REACH OF CHILDREN
DANGER {PELIGRO}**

SEE OUTER CONTAINER FOR PRECAUTIONARY STATEMENTS
AND DIRECTIONS FOR USE


MIX EACH (insert oz.) PACKET WITH (insert gallons) GAL. OF WATER

(Note to Reviewer: The following text is optional.)

{SI USTED NO ENTIENDE LA ETIQUETA, BUSQUE A ALGUIEN PARA QUE SE LA EXPLIQUE A USTED EN
DETALLE.

IF YOU DO NOT UNDERSTAND THE LABEL, FIND SOMEONE TO EXPLAIN IT TO YOU IN DETAIL.}

DISPOSAL: Do not reuse or refill this container. Wrap empty container and put in trash.



MASON CHEMICAL COMPANY
 "The Quaternary Specialists"
 723 W. Algonquin Road
 Arlington Heights, IL 60005
 847-290-1621
 Toll Free: 800-362-1855

EPA Reg. No. 10324-117 EPA Est. No.

NET CONTENTS: X FL. OZ.

X OZ. (OR EQUIVALENT USE DILUTION) PACKET LABEL TO BE USED WITH MASTER CONTAINER LABEL

34/41

MAQUAT[®] 710-M

FOR USE AS A GENERAL DISINFECTANT
NOT FOR RESALE

ACTIVE INGREDIENTS:

Alkyl (50% C ₁₄ , 40% C ₁₂ , 10% C ₁₆)	
Dimethyl Benzyl Ammonium Chloride.....	4.0%
Octyl Decyl Dimethyl Ammonium Chloride.....	3.0%
Didecyl Dimethyl Ammonium Chloride.....	1.5%
Diocetyl Dimethyl Ammonium Chloride.....	1.5%
OTHER INGREDIENTS:	<u>90.0%</u>
TOTAL:	100.0%

KEEP OUT OF REACH OF CHILDREN

DANGER {PELIGRO}

SEE OUTER CONTAINER FOR PRECAUTIONARY STATEMENTS AND DIRECTIONS FOR USE

MIX EACH (insert oz.) PACKET WITH (insert gallons) GAL. OF WATER

(Note to Reviewer: The following text is optional.)

{SI USTED NO ENTIENDE LA ETIQUETA, BUSQUE A ALGUIEN PARA QUE SE LA EXPLIQUE A USTED EN DETALLE.

IF YOU DO NOT UNDERSTAND THE LABEL, FIND SOMEONE TO EXPLAIN IT TO YOU IN DETAIL.}

DISPOSAL: Do not reuse or refill this container. Wrap empty container and put in trash.



MASON CHEMICAL COMPANY

"The Quaternary Specialists"
723 W. Algonquin Road
Arlington Heights, IL 60005
847-290-1621
Toll Free: 800-362-1855

EPA Reg. No. 10324-117 EPA Est. No.

NET CONTENTS: X FL. OZ.

35/41

X OZ. (OR EQUIVALENT USE DILUTION) PACKET LABEL TO BE USED WITH MASTER CONTAINER LABEL

MAQUAT[®] 710-M

FOR USE AS A NON FOOD CONTACT SANITIZER
NOT FOR RESALE

ACTIVE INGREDIENTS:

Alkyl (50% C ₁₄ , 40% C ₁₂ , 10% C ₁₆)	
Dimethyl Benzyl Ammonium Chloride	4.0%
Octyl Decyl Dimethyl Ammonium Chloride	3.0%
Didecyl Dimethyl Ammonium Chloride	1.5%
Dioctyl Dimethyl Ammonium Chloride	1.5%
OTHER INGREDIENTS:	<u>90.0%</u>
TOTAL:	100.0%

**KEEP OUT OF REACH OF CHILDREN
DANGER {PELIGRO}**

SEE OUTER CONTAINER FOR PRECAUTIONARY STATEMENTS
AND DIRECTIONS FOR USE


MIX EACH (insert oz.) PACKET WITH (insert gallons) GAL. OF WATER.

(Note to Reviewer: The following text is optional.)

{SI USTED NO ENTIENDE LA ETIQUETA, BUSQUE A ALGUIEN PARA QUE SE LA EXPLIQUE A USTED EN DETALLE.

IF YOU DO NOT UNDERSTAND THE LABEL, FIND SOMEONE TO EXPLAIN IT TO YOU IN DETAIL.}

DISPOSAL: Do not reuse or refill this container. Wrap empty container and put in trash.



MASON CHEMICAL COMPANY

"The Quaternary Specialists"
723 W. Algonquin Road
Arlington Heights, IL 60005
847-290-1621
Toll Free: 800-362-1855

EPA Reg. No. 10324-117 EPA Est. No.

NET CONTENTS: X FL. OZ.

36/41

X OZ. (OR EQUIVALENT USE DILUTION) PACKET LABEL TO BE USED WITH MASTER CONTAINER LABEL

MAQUAT[®] 710-M

FOR USE AS A FOOD CONTACT SANITIZER
NOT FOR RESALE

ACTIVE INGREDIENTS:

Alkyl (50% C ₁₄ , 40% C ₁₂ , 10% C ₁₆)	
Dimethyl Benzyl Ammonium Chloride.....	4.0%
Octyl Decyl Dimethyl Ammonium Chloride.....	3.0%
Didecyl Dimethyl Ammonium Chloride.....	1.5%
Diocetyl Dimethyl Ammonium Chloride.....	1.5%
OTHER INGREDIENTS:	90.0%
TOTAL:	100.0%

**KEEP OUT OF REACH OF CHILDREN
DANGER {PELIGRO}**

SEE OUTER CONTAINER FOR PRECAUTIONARY STATEMENTS
AND DIRECTIONS FOR USE


MIX EACH (insert oz.) PACKET WITH (insert gallons) GAL. OF WATER

(Note to Reviewer: The following text is optional.)

{SI USTED NO ENTIENDE LA ETIQUETA, BUSQUE A ALGUIEN PARA QUE SE LA EXPLIQUE A USTED EN DETALLE.

IF YOU DO NOT UNDERSTAND THE LABEL, FIND SOMEONE TO EXPLAIN IT TO YOU IN DETAIL.}

DISPOSAL: Do not reuse or refill this container. Wrap empty container and put in trash.



MASON CHEMICAL COMPANY

"The Quaternary Specialists"
723 W. Algonquin Road
Arlington Heights, IL 60005
847-290-1621
Toll Free: 800-362-1855

EPA Reg. No. 10324-117 EPA Est. No.

NET CONTENTS: X FL. OZ.

37/41

**SUPPLEMENTAL LABEL:
FOR USE ON PORTION PAC ONLY**

POUCH LABELING:

{Food Contact} {Sanitizer}
{For use on hard, non-porous surfaces}

Insert Product Name

ACTIVE INGREDIENTS:

Alkyl (50% C ₁₄ , 40% C ₁₂ , 10% C ₁₆)	
Dimethyl Benzyl Ammonium Chloride	4.0%
Octyl Decyl Dimethyl Ammonium Chloride	3.0%
Didecyl Dimethyl Ammonium Chloride	1.5%
Diocetyl Dimethyl Ammonium Chloride	1.5%
OTHER INGREDIENTS:	90.0%
TOTAL:	100.0%

**KEEP OUT OF REACH OF CHILDREN
DANGER {PELIGRO}**

See box for Precautionary Statements and {complete} Directions for Use:

Directions: Mix pouch contents with {insert gallons} gal. of water in sanitizing [{sink} {compartment} {bucket}]. Keep pouches in box until ready to use.

DISPOSAL: Do not reuse this pouch. Wrap empty pouch and put in trash.

24-Hour Emergency Response:

Net Contents:

EPA Reg. No. 10324-117
EPA Est. No.

Sold by:

BOX LABELING - OUTER:

Insert Product Name

ACTIVE INGREDIENTS:

Alkyl (50% C ₁₄ , 40% C ₁₂ , 10% C ₁₆)	
Dimethyl Benzyl Ammonium Chloride	4.0%
Octyl Decyl Dimethyl Ammonium Chloride	3.0%
Didecyl Dimethyl Ammonium Chloride	1.5%
Diocetyl Dimethyl Ammonium Chloride	1.5%
OTHER INGREDIENTS:	90.0%
TOTAL:	100.0%

**KEEP OUT OF REACH OF CHILDREN
DANGER {PELIGRO}**

{See [{left} {back} {inside} {side} {right} {panel} {of label}] {below}] for {additional} {precautionary statements}{and}{or}{first aid}}.

386/41

(Note to Reviewer: First Aid may only appear on different area of the container label if the Front Panel is less than 12 square inches in total.)

FIRST AID

In case of emergency, call a poison control center or doctor for treatment advice. Have the product container or label with you when calling a poison control center or doctor, or going for treatment.

IF IN EYES: Hold eye open and rinse slowly and gently with water for 15-20 minutes. Remove contact lenses, if present, after the first 5 minutes, then continue rinsing eye.

IF ON SKIN: Take off contaminated clothing. Rinse skin immediately with plenty of water for 15-20 minutes.

IF SWALLOWED: Have person sip a glass of water if able to swallow. Do not induce vomiting unless told to do so by a poison control center or doctor. Do not give anything by mouth to an unconscious person. Call a poison control center or doctor immediately for treatment advice.

IF INHALED: Move person to fresh air. If person is not breathing, call 911 or an ambulance, then give artificial respiration, preferably mouth-to-mouth, if possible.

NOTE TO PHYSICIAN: Probable mucosal damage may contraindicate the use of gastric lavage.

{Contact Information:} 24-Hour Emergency Response:

Net Contents:

STORAGE AND DISPOSAL

Do not contaminate water, food, or feed by storage and disposal.

{PESTICIDE} STORAGE: Store only in original container. Keep this product under locked storage sufficient to make it inaccessible to children or persons unfamiliar with its proper use.

PESTICIDE DISPOSAL: Pesticide wastes are acutely hazardous. Improper disposal of excess pesticide, spray mixture or rinsate is a violation of Federal Law. If these wastes cannot be disposed of by use according to label instructions, contact your State Pesticide or Environmental Control Agency, or the Hazardous Waste Representative at the nearest EPA Regional Office for guidance.

CONTAINER HANDLING: Non-Refillable Container. Do not reuse or refill this container. Wrap empty container and put in trash or offer for recycling.

BOX LABELING - INNER:

{Marketing Information:}

(Note to Reviewer: Marketing text is considered optional. Commas and the words "and" "or" can be added to phrases to make text grammatically correct.)

- {Applicable for SFS16, SFS17, SFS18, CP1603, CP1605, CP1617}
- {Sanitizer for [{Schools}, {Restaurants}, {Food Handling}] {and} {Processing Areas} {Bars} {Institutional Kitchen}} Use
- Contains no fragrances.
- *Escherichia coli* {(E. coli)}, *Salmonella enterica* {(Salmonella)}, and *Staphylococcus aureus* {(Staph)} are common germs found where food is prepared and stored.
- {Food Contact} {Sanitizer}
- {For use on hard, non-porous surfaces}
- Made in USA
- Regular, effective cleaning and sanitizing of equipment utensils and work or dining surfaces which could harbor food poisoning microorganisms minimizes the probability of contaminating food during preparation, storage or service. Effective cleaning will remove soil and prevent the accumulation of food residues, which may decompose or support the rapid development of food poisoning organisms or toxins. Application of effective sanitizing procedures reduces the number of those microorganisms [{that} {which}] are present on equipment and utensils after cleaning, and reduces the potential for the transfer, either directly through tableware such as glasses, cups and flatware or indirectly through food.
- This product has been cleared by the EPA in 40 CFR 180.940 for use on hard, non-porous food processing equipment, utensils, and other hard, non-porous food-contact articles at a concentration of 150 - 400 ppm active.
- This product kills bacteria and helps prevent cross-contamination on {treated} non-food contact kitchen surfaces listed on this label.

DIRECTIONS FOR USE

It is a violation of Federal law to use this product in a manner inconsistent with its labeling.

(Note to Reviewer (General Considerations): Numbered instructions will be used if label space permits, otherwise may appear in paragraph format. The list of organisms can be formatted into paragraph form using a comma to separate organisms. Unit abbreviations can be spelled out. When choosing optional text, appropriate punctuation can be inserted or deleted.)

(Note to Reviewer: The following statement is to be used if any food premise locations are listed on the final label.)

{Before using this product, food products and packaging materials must be removed from the room or carefully protected.}

39/41

This product is an effective sanitizer at 200 ppm active quat for use on food contact surfaces in 500 ppm hard water against:

- Aeromonas hydrophila* {(ATCC 23213)}
- Campylobacter jejuni* {(ATCC 29428)}
- Clostridium perfringens-vegetative* {(ATCC 13124)}
- Escherichia coli* {(ATCC 11229)}
- Escherichia coli O111:H8* {(ATCC BAA-184)}
- Escherichia coli O157:H7* {(ATCC 35150)}
- Escherichia coli O45:K:H-* {(ECL 1001)}
- Escherichia coli O103:K:H8* {(ATCC 23982)}
- Escherichia coli O121:K:H10* {(ECL 39W)}
- Escherichia coli O26:H11* {(ATCC BAA-1653)}
- Enterococcus faecalis* {(Vancomycin resistant)} {(VRE)} {(ATCC 51299)}
- Enterobacter sakazakii* {(ATCC 29544)}
- Listeria monocytogenes* {(ATCC 984)}
- Klebsiella pneumoniae* {(ATCC 4352)}
- Salmonella enterica* {(ATCC 10708)}
- Salmonella enteritidis* {(ATCC 4931)}
- Salmonella typhi* {(ATCC 6539)}
- Shigella dysenteriae* {(ATCC 9361)}
- Shigella sonnei* {(ATCC 25931)}
- Staphylococcus aureus* {(ATCC 6538)}
- Staphylococcus aureus* {(Methicillin Resistant)} {(MRSA)} {(ATCC 33592)}
- Streptococcus pyogenes* {(ATCC 12344)}
- Yersinia enterocolitica* {(ATCC 23715)}

(Note to Reviewer: On the final printed label either the dilution guide and/or one of the dilution rates (or equivalent use dilution) will be used.)

FOOD CONTACT SANITIZING DILUTION TABLE (FOR FOOD CONTACT SURFACES, PUBLIC EATING PLACES, FOOD PROCESSING EQUIPMENT AND UTENSILS): To prepare a 200 ppm active solution, use the following dilution table.

FOOD CONTACT SANITIZING DILUTION TABLE

Active solution	1 gallon	3 gallons	4 gallons	5 gallons	10 gallons	17 gallons	20 gallons
200 ppm	0.25 oz.	0.8 oz.	1 oz.	1.25 oz.	2.5 oz.	4.5 oz.	5oz.

(OR)

0.25 oz. of this product per gal. of water {(200 ppm active quat)} {(or equivalent use dilution)}

(OR)

0.8 oz. of this product per 3 gal. of water {(200 ppm active quat)} {(or equivalent use dilution)}

(OR)

1 oz. of this product per 4 gal. of water {(200 ppm active quat)} {(or equivalent use dilution)}

(OR)

1.25 oz. of this product per 5 gal. of water {(200 ppm active quat)} {(or equivalent use dilution)}

(OR)

2.5 oz. of this product per 10 gal. of water {(200 ppm active quat)} {(or equivalent use dilution)}

(OR)

4.5 oz. of this product per 17 gal. of water {(200 ppm active quat)} {(or equivalent use dilution)}

(OR)

5 oz. of this product per 20 gal. of water {(200 ppm active quat)} {(or equivalent use dilution)}

(Note to Reviewer: One of the following two headers will be used.)

FOOD CONTACT SANITIZING PERFORMANCE {FOR PUBLIC EATING PLACES, AND FOOD PROCESSING EQUIPMENT, UTENSILS AND OTHER HARD, NON-POROUS FOOD CONTACT SURFACES IN FOOD PROCESSING LOCATIONS, BAKERIES, CANNERIES, BEVERAGE PLANTS, RESTAURANTS AND BARS} DIRECTIONS {(REGULATED BY 40 CFR sec 180.940(a)(c)):

(OR)

TO SANITIZE FOOD CONTACT SURFACES, {FOOD PROCESSING EQUIPMENT} {AND} {OTHER HARD SURFACES IN FOOD PROCESSING LOCATIONS}, {DAIRIES}, {RESTAURANTS} {AND} {BARS} {IN A THREE COMPARTMENT SINK}:

Immerse pre-cleaned glassware, dishes, silverware, cooking utensils and other similar size food processing equipment in a 200 ppm solution for at least 1 minute. Allow sanitized surfaces to adequately drain {and then air dry} before contact with food {so that little or no residue remains}. Do not rinse.

For articles too large for immersing, apply a use solution of 200 ppm to sanitize hard, non-porous food contact surfaces with a brush, cloth, mop, sponge, auto scrubber, {mechanical spray device, {{hand pump} coarse pump or trigger spray device.} For spray applications, spray 6-8 inches from surface. Do not breathe spray}. Surfaces must remain wet for at least 1 minute. Allow sanitized surfaces to adequately drain {and then air dry} before contact with food {so that little or no residue remains}. Do not rinse.

Prepare a fresh solution daily or when visibly dirty. For mechanical application, use solution must not be reused for sanitizing applications {but may be used for other purposes such as cleaning}.

U.S. PUBLIC HEALTH SERVICE FOOD SERVICE SANITIZATION RECOMMENDATIONS CLEANING AND SANITIZING

1. Thoroughly wash equipment and utensils in a hot detergent solution.
2. Rinse utensils and equipment thoroughly with potable water.
3. Sanitize equipment and utensils by immersion in 200 ppm solution of this product for at least 1 minute at a temperature of 75°F.
4. For equipment and utensils too large to sanitize by immersion, apply use solution of 200 ppm of this product by rinsing, spraying or swabbing until thoroughly wetted for 1 minute.
5. {Allow sanitized surfaces to adequately drain {and then air dry} before contact with food.} Do not rinse.
6. Prepare a fresh solution daily or when visibly dirty.

{WISCONSIN STATE DIVISION OF HEALTH} DIRECTIONS FOR EATING ESTABLISHMENTS

1. Scrape and pre-wash hard, non-porous utensils and glasses whenever possible.
2. Wash with a good detergent or compatible cleaner.
3. Rinse with potable water.
4. Sanitize in a solution of 200 ppm of this product. Immerse all utensils for at least 1 minute or for contact time specified by governing sanitary code.
5. Place sanitized utensils on a rack or drain board to air-dry.
6. Prepare a fresh solution daily or when visibly dirty.

{NOTE: A clean potable water rinse following sanitization is not permitted under Section HFS 196.13 of the Wisconsin Administrative Code.}

SANITIZING OF {REFRIGERATED} FOOD PROCESSING EQUIPMENT AND OTHER HARD, NON-POROUS SURFACES IN FOOD CONTACT LOCATIONS: For sanitizing {{food processing equipment,} {refrigerated storage and display equipment} {and} {other}} hard, non-porous food contact surfaces, surfaces must be thoroughly pre-flushed or pre-scraped and, when necessary, presoaked to remove gross food particles.

1. Turn off refrigeration. (Note: Use this direction only if applicable.)
2. Unit must be washed with a compatible detergent and rinsed with potable water before sanitizing. (Note: Use this direction only if applicable.)
3. Apply a solution of 200 ppm of this product by [{swabbing} {coarse pump or trigger spray device,} {{direct} pouring} {or} {by recirculating through the system}]. For spray applications, spray 6-8 inches from surface. Do not breathe spray. Surfaces must remain wet for at least 1 minute.
4. [{Drain thoroughly} before reuse {and air dry}] {Allow sanitized surfaces to adequately drain}} before contact with food/liquid. Do not rinse. Return machine to service.
5. Prepare a fresh solution daily or when visibly dirty.

SANITIZATION OF INTERIOR HARD, NON-POROUS SURFACES OF [{ICE MACHINES}, {WATER COOLERS}, {WATER HOLDING TANKS}] {AND} {PRESSURE TANKS}:] (Note to Reviewer: Must choose appropriate instructions below.)

Ice Machines – Sanitization must occur after initial installation, after the machine is serviced and periodically during its use.

1. Shut off incoming water line to machine and turn off refrigeration.
2. Wash with a compatible detergent and rinse with potable water before sanitizing. (Note: Use this direction only if applicable.)
3. Apply a solution of 200 ppm of this product by [{swabbing} {mechanical spray}, {{direct} pouring}, {or} {by recirculating through the system.}]
4. Allow surfaces to remain wet or solution to remain in equipment for at least 1 minute. Drain thoroughly before reuse and allow sanitized surfaces to adequately drain {and then air dry} before contact with liquid.
5. Return machine to normal operation.

u/4

PRECAUTIONARY STATEMENTS

HAZARDS TO HUMANS AND DOMESTIC ANIMALS

DANGER. Corrosive. Causes irreversible eye damage and skin burns. Harmful if swallowed, inhaled or absorbed through the skin. Avoid breathing spray mist. Do not get in eyes, on skin or on clothing. Wear goggles or face shield and rubber gloves and protective clothing when handling. Wash thoroughly with soap and water after handling and before eating, drinking, chewing gum, using tobacco or using the toilet. Remove contaminated clothing and wash clothing before reuse.

ENVIRONMENTAL HAZARDS

This product is toxic to fish and aquatic invertebrates.

{SPANISH ADVISORY STATEMENTS}

(Note to Reviewer: This statement is optional.)

{SI USTED NO ENTIENDE LA ETIQUETA, BUSQUE A ALGUIEN PARA QUE SE LA EXPLIQUE A USTED EN DETALLE.
IF YOU DO NOT UNDERSTAND THE LABEL, FIND SOMEONE TO EXPLAIN IT TO YOU IN DETAIL.}

EPA Reg. No. 10324-117

EPA Est. No.

Sold by:

Graphics:

