

10324-117

5/13/2013

Page 1828

UNITED STATES ENVIRONMENTAL PROTECTION AGENCY
WASHINGTON, D.C. 20460



United States
Environmental Protection
Agency

Office of Pesticide Programs

Ms. Elizabeth Tannehill
Mason Chemical Company
721 W. Algonquin Road
Arlington Heights, IL 60005

MAY 13 2013

Subject: Maquat 615-SRTU, Maquat 750-M and Maquat 710-M
Registration No.: 10324-110, 10324-115 and ~~10324-117~~
Application Dated: November 9, 2012
EPA Receipt Date: November 30, 2012
E-Submission #s: 3686, 3690 and 3736

Dear Ms. Tannehill:

The following amendment, submitted in connection with registration under the section 3 (c)(7)(A) of the Federal Insecticide, Fungicide, and Rodenticide Act (FIFRA) as amended, is acceptable.

- To add an organism.
- To reformat label.

General Comments

A stamped copy of the accepted labeling is enclosed. Submit 1 copy of your final printed label before distributing or selling the product bearing the revised labeling. Should you have any questions concerning this letter, please contact Velma Noble at (703) 308-6233 or Jamil Mixon at (703) 308-8032.

Sincerely,

DHE

Velma Noble
Product Manager (31)
Regulatory Management Branch I
Antimicrobials Division (7510P)

Enclosure: Stamped Label

**PRECAUTIONARY STATEMENTS
HAZARDS TO HUMANS
AND DOMESTIC ANIMALS**

DANGER. Keep Out of Reach of Children. Corrosive. Causes irreversible eye damage and skin burns. Harmful if swallowed, inhaled or absorbed through the skin. Avoid breathing spray mist. Do not get in eyes, on skin or on clothing. Wear goggles or face shield and rubber gloves and protective clothing when handling. Wash thoroughly with soap and water after handling and before eating, drinking, chewing gum, using tobacco or using the toilet. Remove contaminated clothing and wash clothing before reuse.

(If container is equal to or greater than 5 gallons, the following statement must appear on the label.)

ENVIRONMENTAL HAZARD

This pesticide is toxic to fish and aquatic invertebrates. Do not discharge effluent containing This product into lakes, streams, ponds, estuaries, oceans or other waters unless in accordance with the requirements of a National Pollutant Discharge Elimination System (NPDES) permit and the permitting authority has been notified in writing prior to discharge. Do not discharge effluent containing This product into sewer systems without previously notifying the local sewage treatment plant authority. For guidance contact your State Water Board or Regional Office of the EPA.

(If container is less than 5 gallons use the following as an alternate to the above statement.)

ENVIRONMENTAL HAZARD

This product is toxic to fish.

PHYSICAL OR CHEMICAL HAZARDS

Do not use or store near heat or open flame.
Do not mix with oxidizers, anionic soaps and detergents.

First Aid

Have the product container or label with you when calling a poison control center or doctor, or going for treatment.

IF ON SKIN OR CLOTHING: Take off contaminated clothing. Rinse skin immediately with plenty of water for 15-20 minutes. Call a poison control center or doctor for treatment advice.

IF IN EYES: Hold eye open and rinse slowly and gently with water for 15-20 minutes. Remove contact lenses, if present, after the first 5 minutes, then continue rinsing eye. Call a poison control center or doctor for treatment advice.

IF SWALLOWED: Call a poison control center or doctor immediately for treatment advice. Have person sip a glass of water if able to swallow. Do not induce vomiting unless told to do so by a poison control center or doctor. Do not give anything by mouth to an unconscious person.

IF INHALED: Move person to fresh air. If person is not breathing, call 911 or an ambulance, then give artificial respiration, preferably mouth-to-mouth, if possible. Call a poison control center or doctor for further treatment advice.

NOTE TO PHYSICIAN: Probable mucosal damage may contraindicate the use of gastric lavage.

Cleaner - Disinfectant - (Food Contact) (Non-Food Contact) Sanitizer - Deodorizer - Mildewstat - Virucide* - With Organic Soil Tolerance For Hospitals, Nursing Homes, Whirlpools, Home, Hotels & Motels, Waterbed Conditioner, Institutional, Industrial, Schools, Dairy, Equine, Poultry/Turkey, Farm, Veterinary, Restaurant, Food Handling and Process Areas, Wineries, Federally Inspected Meat and Poultry Plants, Bar and Institutional Kitchen Use and for Sanitizing Ice Machines and/or Harvesting & Handling Equipment. Controls Algae and Algal Slime Growth in Industrial and/or Commercial Recirculating Cooling Water Towers and Once Through Fresh Water Cooling Systems. *(Not for use in cooling towers, water cooling systems in CA)*

Small Fly Ovicidal Treatment.

Athletic Surface Disinfectant.

Non-Acid Bathroom Cleaner.

Laundry Sanitizer. Laundry Bacteriostat.

Fabric mildew inhibitor & sanitizer.

Residual Bacteriostat and Self-Sanitizing Agent under Humid or Wet Contamination Conditions.

Formulated for effective Poultry Sanitation.

Formulated for effective Mushroom Farm Sanitation.

Formulated for effective Commercial Recirculating

A Water Treatment Microbiocide for Industrial and/or Commercial Recirculating

Towers, Retort Water Systems and Oil Field Water Treatment and Water Disposal

Fracturing Fluids *(The use site "Retort Water Systems" MAY be used in California)*

(Product of USA) (Made in the USA)

ACTIVE INGREDIENTS:

Octyl Decyl Dimethyl Ammonium Chloride..... 3.0%

Didecyl Dimethyl Ammonium Chloride..... 1.5%


Diocetyl Dimethyl Ammonium Chloride..... 1.5%

Alkyl (C₁₄, 50%; C₁₂, 40%; C₁₆, 10%)

dimethyl benzyl ammonium chloride..... 4.0%

INERT INGREDIENTS:..... 90.0%

TOTAL..... 100.0%



**KEEP OUT OF REACH OF CHILDREN
DANGER PELIGRO**

See (left) (back) (side) (right) panel (of label) (below) for additional precautionary statements and first aid statements.

(Note to Reviewer. This information has been verified per DOT regulations. It is NOT required to be on the label but is being requested by a customer.)

TRANSPORTATION INFORMATION

DOT Hazard Class: 8 Corrosive

DOT Proper Shipping Name: Disinfectant Liquid Corrosive (Quaternary Ammonium Compound),

8, UN1903, PGI1

PELIGRO: SI NO PUEDE LEER EN INGLES, PREGUNTE A SU SUPERVISOR SOBRE LAS INSTRUCCIONES DE USO APROPIADAS ANTES DE TRABAJAR CON ESTE PRODUCTO.

DANGER: IF YOU CANNOT READ ENGLISH, ASK YOUR SUPERVISOR TO EXPLAIN THE APPROPRIATE DIRECTIONS FOR USE BEFORE WORKING WITH THIS PRODUCT.

(Note to reviewer: The Table of Contents will not be on any label. This is for our customer's reference only. The page numbers will change when the label changes.)

Table of Contents

Page No.

Description	
Organism Guide	2
Marketing Claims	3
Disinfection	
General	7
Hospital/Healthcare	
Disinfection	9
Deodorization/Mold & Mildew	9
Barber/Salon	
Disinfection	11
Non-Food Contact Sanitization	11
Restroom/Bathroom	11
Food Processing	
Disinfection	13
Non-Food Contact Sanitization	13
Food Contact Sanitization	14
Animal Premises	
Disinfection	17
Non-Food Contact Sanitization	19
Other	
Disinfection	20
Non-Food Contact Sanitization	21
Water Treatment	21

ORGANISM LIST

(Note to reviewer: Brackets [] indicate that one option within the brackets must be used in the final label text. Each option within the brackets is enclosed in a set of parenthesis ().
 (Note: For reference use only. This is a list of all organisms covered by this label. Please see appropriate Directions for Use for proper use dilution.)

GENERAL DISINFECTION PERFORMANCE IN NON-MEDICAL FACILITIES (Households, Schools, Restaurants, Food Services, Dairies, Farm, Beverage and Food Processing Plants and Other Non-Medical Facilities): This product is bactericidal according to the AOAC Use Dilution Test method on hard nonporous surfaces modified in the presence of 5% organic serum against:

- Salmonella enterica* (ATCC 10708)
- Staphylococcus aureus* (ATCC 6538)

****DISINFECTION PERFORMANCE IN INSTITUTIONS (Hospitals, Dental Offices, Nursing Homes, and Other Health Care Institutions) AND NON-MEDICAL FACILITIES (Households, Schools, Restaurants, Food Services, Beverage, Food Processing Plants and Other Non-Medical Facilities):** This product is bactericidal according to the AOAC Use Dilution Test method on hard, non-porous surfaces modified in the presence of 5% organic serum against:

- Burkholderia cepacia* (ATCC 25416)
- Campylobacter jejuni* (ATCC 29428)
- Clostridium perfringens-vegetative* (ATCC 13124)
- Corynebacterium ammoniagenes* (ATCC 6871)
- Escherichia coli O157:H7* (ATCC 35150)
- Enterococcus faecium* (Vancomycin Resistant) (VRE)
- Enterococcus faecium* (Ciprofloxacin Resistant)
- Enterococcus faecium* (Penicillin-G Resistant)
- Klebsiella pneumoniae* (ATCC 13883)
- Listeria monocytogenes* (ATCC 984)


- Pseudomonas aeruginosa* (ATCC 15442)
- Rhodococcus equi* (ATCC 7699)
- Salmonella enterica* (ATCC-10708)
- Salmonella enterica serovar agona* (ATCC 51957)
- Salmonella enterica serovar anatum* (ATCC 9270)
- Salmonella enterica serovar infantis* (ATCC 51741)
- Salmonella enterica serovar Newport* (ATCC 27869)
- Salmonella enterica serovar typhimurium* (ATCC 23564)
- Salmonella typhi* (ATCC 6539)
- Shigella sonnei* (ATCC 9290)
- Staphylococcus aureus* (ATCC 6538)
- Staphylococcus aureus* (Methicillin Resistant) (ATCC 33591)
- Community Associated Methicillin Resistant *Staphylococcus aureus* (CA MRSA)
- Streptococcus equi* (ATCC-33398)

VIRUCIDAL* PERFORMANCE: This product was evaluated and found to be effective in the presence of 5% blood serum against the following viruses on hard, non-porous surfaces:

- Avian Influenza A (H5N1) virus
- Avian influenza/Turkey/Wisconsin virus (ATCC VR-798)
- Human Coronavirus (ATCC VR-740)
- Hepatitis B Virus
- Hepatitis C Virus
- Herpes Simplex Type 1 virus (ATCC VR-260)
- Herpes Simplex Type 2 virus (ATCC VR-734)
- HIV-1
- Influenza A (H1N1) virus (ATCC VR-1469) (Influenza A/PR/8/34 1469)
- Influenza A2/Hong Kong virus (ATCC VR-544) (H3N1)
- Influenza A2/JJ305 virus (ATCC VR-100)
- Norovirus (Norwalk-like virus) (Feline Calicivirus) (ATCC VR-782)
- Vaccinia virus (ATCC VR-119)

ANIMAL PREMISE VIRUCIDAL* PERFORMANCE: This product was evaluated and found to be effective in the presence of 5% blood serum against the following viruses on hard, non-porous surfaces:

- Avian Influenza A (H5N1) virus
- Avian influenza/Turkey/Wisconsin virus (ATCC VR-798)
- Canine Distemper virus (ATCC VR-128)
- Canine Coronavirus (ATCC VR-809)
- Equine Influenza A (H3N8) virus
- Equine Herpes Virus Type 1 (ATCC VR-2229)
- Infectious Bovine Rhinotracheitis virus (IBR) (ATCC VR-188)
- Infectious Laryngotracheitis virus
- Newcastle disease virus (ATCC VR-109)
- Porcine Respiratory & Reproductive Virus (PRRSV)
- Porcine Rotavirus (ATCC VR-893)
- Pseudorabies virus (ATCC VR-135)
- Transmissible Gastroenteritis virus (TGE)



NON-FOOD CONTACT SANITIZING PERFORMANCE: This product is an effective one-step sanitizer on hard, non-porous surfaces against:

- Staphylococcus aureus* (ATCC:6538)
- Klebsiella pneumoniae* (ATCC:4352)

3 2 2 8

FOOD CONTACT SANITIZING PERFORMANCE: This product was evaluated in water up to 500-ppm hardness and found to be an effective food-contact surface sanitizer against:

Aeromonas hydrophila (ATCC 23213)
Campylobacter jejuni (ATCC 29428)
Clostridium perfringens-vegetative (ATCC 13124)
Escherichia coli (ATCC 11229)
Escherichia coli O111:H8
Escherichia coli O157:H7 (ATCC 35150)
Escherichia coli O45:K:H- (ECL 1001)
Escherichia coli O103:K:H8 (ATCC 23982)
Escherichia coli O121:K:H10 (ECL 39W)
Escherichia coli O26:H11 (ATCC BAA-1653)
Enterococcus faecalis Vancomycin resistant (ATCC 51299)
Enterobacter sakazakii (ATCC 29544)
Listeria monocytogenes (ATCC 984)
Klebsiella pneumoniae (ATCC 4352)
Salmonella enterica (ATCC 10708)
Salmonella enteritidis (ATCC 4931)
Salmonella typhi (ATCC 6539)
Shigella dysenteriae (ATCC 9361)
Shigella sonnei (ATCC 25931)
Staphylococcus aureus (ATCC 6538)
Staphylococcus aureus Methicillin Resistant (ATCC 33592)
Streptococcus pyogenes (ATCC 12344)
Yersinia enterocolitica (ATCC 23715)

MILDEWSTATIC PERFORMANCE: [(This product)] was evaluated in the presence of 5% serum and found to be effective against the following on hard, non-porous environmental surfaces:

Aspergillus niger

LAUNDRY BACTERIOSTATIC PERFORMANCE: this product was evaluated against the following:

Corynebacterium ammoniagenes (ATCC 6872)
Klebsiella pneumoniae (ATCC 4352)
Staphylococcus aureus (ATCC 6538)

LAUNDRY SANITIZER PERFORMANCE: this product was evaluated against the following:

HIV-1
Pseudomonas aeruginosa (ATCC 15442)
Klebsiella pneumoniae (ATCC 4352)
Staphylococcus aureus (ATCC 6538)
Methicillin-resistant *Staphylococcus aureus* (MRSA) (ATCC 33592)

ACCEPTED

MAY 13 2013

Under the Federal Insecticide, Fungicide, and
Rodenticide Acts as amended, for the
pesticide registered under
EPA Reg. No. 10324-112

4728


MARKETING CLAIMS

(Note to reviewer: All deodorizing marketing statements are not allowed in CA.)
(Note to reviewer: The following is considered optional marketing language.)


This product is for use on hard, non-porous surfaces in:

- Hospitals, nursing homes, medical and dental offices and clinics, healthcare facilities, physician offices, operating rooms/theaters, radiology rooms, isolation wards, quarantine areas, hospices and medical research facilities, washing areas, ICU areas.
- Patient care rooms & facilities, recovery rooms, Emergency Rooms, X-ray cat labs, exam rooms, newborn nurseries, neonatal units, orthopedics, respiratory therapy, surgi-centers, out-patient surgical centers, labs, blood collection rooms, central supply, housekeeping & janitorial rooms, ophthalmic/optometric facilities.
- EMS & fire facilities, emergency vehicles, ambulance(s), police cars, fire trucks.
- Day care centers and nurseries, sick rooms, elder care centers, kindergartens, and preschools.
- Acute care institutions, alternate care institutions, home healthcare institutions.
- Life care retirement communities, elder care facilities.
- Restaurants, restaurants and bars, bars, kitchens, taverns, cafeterias, institutional kitchens, fast food operations and food storage areas.
- Supermarkets, convenience stores, retail and wholesale establishments, department stores, shopping malls, gift shops, video stores, bookstores, dressing rooms and laundries, photocopy centers, bicycle shops, auto repair centers.
- Computer manufacturing sites, toy factories.
- Food establishments, coffee shops, donut shops, bagel stores, pizza parlors, liquor stores.
- Crime scenes and funeral homes, morgues, mortuaries, burial vaults, mausoleums, autopsy rooms, cadaver processing areas.
- Police stations, courthouses, correctional facilities, municipal government buildings, prisons, jails, penitentiaries, correctional institutions, bus stations, train stations, and airports.
- Institutional facilities, laboratories, factories, business office buildings, transportation terminals, maintenance vehicles, workstations, and breakrooms.
- Public restrooms, public facilities, waysides, travel restrooms, dormitories, bathrooms, shower and bath areas.
- Hotel, motels, dormitories.
- Kitchens, bathrooms and other household areas.
- Homes (households), condos, apartments, vacation cottages, summer homes.
- Institutions, schools, colleges, commercial and industrial sites, churches, classrooms, community colleges, universities, athletic facilities and locker rooms, exercise rooms, exercise facilities, gyms, gymnasiums, fieldhouses.
- Cosmetic manufacturing facilities, medical device manufacturing facilities, biotechnology firms, pharmaceutical manufacturing facilities, warehouses.
- Health clubs, spas, tanning salons, tanning spas, tanning beds, massage/ facial salons, hair/nail/pedicure salons, barber/beauty shops, salons, foot spas, tattoo parlors. (Not for use on needles or other skin piercing instruments)

- Museums, art galleries, post offices, performance/theater centers, banks, libraries, movie houses, bowling alleys.
 - Recycling centers.
 - Campgrounds, playgrounds, recreational facilities, picnic facilities, sports arenas, sports complexes.
 - Whirlpools.
 - Food processing plants, USDA inspected food-processing facilities, federally inspected meat and poultry plants, egg processing plants, poultry and turkey farms, farms, dairy farms, hog farms, meat/poultry processing plants, mushroom farms, rendering plants, poultry and animal dressing plants, canneries, meat packing plants, hide and leather processing plants.
 - Processing facilities for Fish, Milk, Citrus, Wine, Fruit, Vegetable, Ice Cream and Potato and beverage plants.
 - Tobacco plant premise.
 - Veterinary clinics, animal life science laboratories, animal laboratories, animal research centers, animal quarantine areas, animal holding areas, equine farms, (dog) (cat) (animal) kennels, animal breeding facilities, breeding establishments, animal husbandry establishments, grooming establishments, pet animal quarters, animal housing facilities, zoos, tack shops, pet shops, operating rooms, washing areas, waiting rooms, examination rooms and other animal care facilities.
 - Farmhouses, barns, sheds, tool sheds, (cattle) (swine) (sheep) (horse) barns, pens and stalls, swine quarters, livestock farms, equine quarters, brooder houses, seed houses and veal, calving, hog, cattle and horse operations, chick vans, egg trucks, hatchery and farm vehicles.
 - Household and automotive garages, boats, ships, barges, watercraft, campers, RV's, trailers, mobile homes, cars, automobiles, trucks, delivery trucks, boxcars, tankers, tank trucks, buses, trains, taxis and airplanes, helicopters and garbage trucks.
 - Cruise lines, cruise ships, airline terminals, airports, shipping terminals, public transportation, transportation terminals.
 - Commercial florist and flower shops.
 - Basements, cellars, bedrooms, attics, living rooms, and porches.
 - Laundry, laundry facilities, washing machines, clothes washing machines, commercial laundries, coin-operated laundries, laundry cleaning facilities.
- This product [(when used as directed) (can be used) (is formulated to [(disinfect) (clean) (sanitize) (deodorize)] (is formulated for use)] on (washable) hard, non-porous surfaces such as:
- Floors, finished floors, high speed burnished floors, conductive flooring, walls, ceilings, fixtures.
 - Food (preparation) (and) (storage) areas.
 - Dishes, glassware (glasses), silverware, cooking utensils, eating utensils, plastic and other non-porous cutting boards, plastic and other non-porous chopping blocks, coolers, ice chests, refrigerator bins used for meat, vegetables, fruit and eggs, Tupperware®.
 - Kitchen equipment such as food processors, blenders, cutlery, trash compactors and other utensils.




- Playground equipment.
 - Automobile interiors, mats, crates, cabs, and wheels.
 - Maintenance equipment.
 - Telephones and telephone booths.
 - External lenses vision correction devices including eyeglasses (not for use on contact lenses), protective eyewear, goggles, light lens covers, optical instruments/ implements.
 - Hair clippers, cutting implements, plastic rollers, washable nail files.
 - Humidifier water tanks.
 - Hard hats, headphones.
 - Kennel runs, cages, kennel/cage floors, conductive flooring, examination tables, veterinary x-ray tables, loading platforms, animal equipment.
 - Hatchers, setters, trays, racks, egg flats, chick boxes, egg cases, vans and trash containers seed houses, poultry/turkey equipment, carts, sexing tables, automated tray, rack and buggy washers, egg receiving and egg holding areas.
 - Meat packing plant surfaces such as livestock vehicles and holding pens, receiving areas and delivery chutes, slaughter areas and conveyors, hand, rub and guide rails, post knock cabinets, stands and flooring surfaces, chains and moving process lines, surfaces of equipment for hide operations consisting of brine curing, hide transfer bin surfaces, chutes, conveyors, tallow and animal feed production surfaces, processed product and offal equipment surfaces, fabrication and processing areas covering cold storage areas, stainless steel cut out and prep tables, and other stainless surfaces.
 - Hide/Leather processing surfaces such as hide storage bins, holding tanks, chill tanks, serpentine tanks and chains, machine and tannery equipment surfaces, conveyors and trolleys, hide press, grading and storage areas and scales.
 - Wrestling and gymnastic mats, athletic mats, athletic training tables, physical therapy tables, exercise equipment, athletic helmets, wrestling/boxing headgear, athletic shoe soles, and locker rooms (areas).
 - Crypton Barrier fabric.
 - Commercial florist pots, flats and flower buckets, work areas and benches.
- This product is for use as a laundry sanitizer/bacteriostatic/bleach/whitener on washable fabrics such as:*
- Diapers.
 - Napkins, tablecloths, curtains, draperies.
 - Hospital and institutional linen.
 - Commercial linen, hotel/motel linen.
 - Athletic apparel, athletic clothing.
- This product -*
(Note to reviewer: The following marketing claims all begin with the above language.)
- contains no phosphorus.
 - is a phosphate-free formulation designed to provide effective cleaning, deodorizing and disinfection in areas where housekeeping is of prime importance in controlling the hazard of cross-contamination on treated surfaces.



6 8 28

- Countertops (counters), countertop laminates, Slurppy[®] machines, stovetops (stoves), sinks (bathroom, kitchen), tub surfaces, appliances, refrigerators, ice machines, microwave ovens, shelves, racks and carts.
- Interior hard, non-porous surfaces of water softeners, reverse osmosis units, ice machines, water coolers, water holding tanks and pressure tanks.
- Beer fermentation and holding tanks, bottling or pre-mix dispensing equipment.
- Wine processing equipment and holding tanks.
- Citrus processing equipment and holding tanks.
- Tobacco plant equipment.
- Drinking fountains and breakrooms.
- Hospital beds, bed railings, bedpans, gurneys, traction devices, MRI, CAT, examining tables, scales, paddles, wheelchairs, hard non-porous surfaces of cervical collars and neck braces, spine backboards, stretchers, unit stools, CPR training mannequins, curing lights, light lens covers, slit lamps, operating room lights, operating tables, oxygen hoods, dental chairs/countertops, examination tables, X-ray tables, ambulance equipment/surfaces, medical equipment surfaces.
- Ultrasonic baths, whirlpools, whirlpool bathtubs.
- Highchairs, baby cribs, diaper changing stations, infant bassinets/cribs/warmers/incubators/care equipment, folding tables, hampers, laundry pails, empty diaper pails.
- Shower stalls, shower doors and curtains, bathtubs and glazed tiles, chrome plated intakes, toilets, toilet seats, toilet bowls, toilet bowl surfaces, urinals, portable and chemical toilets and latrine buckets, vanity tops, and restroom fixtures, bathroom fixtures, bathroom bowls, basins, tubs.
- Glass surfaces, aluminum, brass, copper, laminated surfaces, metal, plated or stainless steel, glazed porcelain, glazed (restroom) tile, glazed (restroom) ceramic, sealed granite, sealed marble, plastic (such as polycarbonate, polyvinylchloride, polystyrene or polypropylene), sealed limestone, sealed slate, sealed stone, sealed terra cotta, sealed terrazzo, chrome, Plexiglass[®], enameled surfaces, painted (finished) woodwork, Formica[®], vinyl and plastic upholstery, washable wallpaper, windows and mirrors, painted surfaces.
- Tables, chairs, desks, folding tables, bed frames, lifts, washable walls, cabinets, doorknobs and garbage cans/pails, trash barrels, trash cans, trash containers, cuspidors spittoons, industrial-waste receptacles and garbage handling equipment, shelves, racks and carts, door knobs and handles.
- Sealed foundations, steps, plumbing fixtures, finished baseboards and windowsills.
- Exhaust fans, refrigerated storage and display equipment, coils and drain pans of air conditioning, refrigeration equipment and heat pumps.
- Large inflatable, non-porous plastic and rubber structures such as animals, promotional items, moonwalks, slides, obstacle course play and exercise equipment.
- Hard, non-porous surfaces of picnic tables and outdoor furniture or Non-wooden Picnic tables and outdoor furniture except cushions and wood frames. (Note: Only one statement will be used on label.)
- Tanning spas/beds, tanning equipment.
- Footbath surfaces.
- Tattoo equipment. (Not for use on needles or other skin piercing instruments)


- contains no [(abrasives) (bleach) (harsh acids) (phosphates)] (so it won't scratch surfaces).
- has been formulated to aid in the reduction of cross-contamination on treated surfaces not only in hospitals, but also in schools, institutions and industry.
- Will not harm sealed stone, sealed grout, or glazed tile.
- non-dulling formula eliminates the time and labor normally required for rinsing.
- is an economical concentrate that can be used with a mop and bucket, trigger sprayers, sponge or by soaking.
- can be applied through foaming apparatus, low-pressure sprayers and fogging (wet misting) systems. Follow manufacturers' instructions when using this equipment.
- is effective against household [(germs) (bacteria)].
- delivers non-acid disinfection performance in an economical concentrate.
- contains no fragrances. (Note: to be used only with non-fragrance formulas)
- is fragrance-free (Note: to be used only with non-fragrance formulas)
- non-abrasive formula will not [(harm) (scratch)] surfaces.
- inhibits bacterial growth on moist surfaces and deodorizes by killing microorganisms that cause offensive odors. (Not for use in CA)
- is great for use [(on) (in the)] [(kitchen), (bathroom), (floors) (and) (other household areas)].
- will not harm most surfaces.
- kills germs.
- kills odor causing bacteria in the [(kitchen) (bathroom) (household)].
- is non-staining.
- is a multi-surface cleaner, deodorizer and disinfectant.
- Will help to prolong equipment life.
- will not leave a grit or soap scum.
- is a no-rinse disinfectant cleaner that disinfects, cleans and deodorizes in one labor-saving step.
- Disinfects.
- is a complete, chemically balanced disinfectant/sanitizer that provides clear use solutions.
- cleans, shines, deodorizes and disinfects all hard, non-porous (household) (inanimate) (environmental) surfaces listed on the label.
- cleans, disinfects and deodorizes in one step.
- is a proven one-step disinfectant, cleaner, sanitizer, mildewstat, and virucide*.
- disinfects (and sanitizes) kitchen surfaces (bathroom surfaces and floors).
- kills (common) (kitchen) (bathroom) (household) [(germs) (bacteria) (and) (viruses*)].
- is an effective [(bactericide) (and) (virucide*) (disinfectant) (non-food contact sanitizer)] in the presence of [(organic soil) (5% blood serum)].
- is for use as a disinfectant on hard, non-porous surfaces (at (450) (260) ppm active).




- Kills (99.9% of):
 - (any disinfectant organism listed) (above) (below) (on hard, non-porous surfaces).
 - (common) (household) (institutional) (kitchen) germs (on (the) floor(s)).
 - (household) (institutional) (kitchen) bacteria -and/or- germs ((that get) tracked into your -or- home) (by shoes -and/or- pets -and/or- kids) (from outside) (every day).
 - (kitchen) (bathroom) (household) (institutional) bacteria (on (the) floor(s)) (ordinary dish soap can't).
- kills -and/or- (helps(s)) eliminate(s) -and/or- disinfects -and/or- destroy(s) -and/or- remove(s) -and/or- (help(s)) get(s) rid of -and/or- reduces -and/or- fights -and/or- effective against (99.9% of) (the) (common) (household) (list use site/surface) (((bacteria -and/or- viruses) (and other germs)) -or- germs) (list disinfectant organism) ((the) flu (influenza) virus) ((in your home -and/or- (office -or- work (place) (area) (environment)) (school) (classroom) (kitchen) (commonly) found in -or- on (the) (list use site/surface) (surfaces your kids -and/or- pets (may) touch every day) ((on) (your) (children's) toys)) (this season -or- flu season). (Use of "influenza" or "flu" allowed only when Influenza virus listed on label.)
- is a versatile cleaner, sanitizer and broad-spectrum disinfectant formulated for use on bath and therapy equipment (Whirlpools).
- cleans without bleaching.
- cleans, disinfects and eliminates odors leaving surfaces smelling clean and fresh.
- cleans, disinfects and deodorizes surfaces by killing many odor-causing microorganisms and mold and mildew.
- is a one-step cleaner and [(deodorant) (odor counteractant) (odor-neutralizer)] designed for [(general cleaning), (and) (disinfecting), (deodorizing) (and) controlling mold and mildew]] on hard, non-porous surfaces.
- acts as a virucide* and bactericide while also cleaning.
- is a one-step disinfectant that is effective against a broad spectrum of bacteria, is virucidal* (including HIV-1, HCV & HBV) and inhibits the growth of mold and mildew and their odors when used as directed.
- has passed the Virucidal Efficacy of a Disinfectant for Use on Inanimate Environmental Surfaces utilizing ((Duck) Hepatitis B virus) (and) (Bovine viral diarrhea virus (BVDV) (Hepatitis C virus) (Surrogate for human Hepatitis C virus: (The description "Duck" and "Surrogate for human Hepatitis C virus" must be used in California. Use of only "Hepatitis C virus" is not allowed in CA).
- has passed the Virucidal* Efficacy of a Disinfectant for Use on Inanimate Environmental Surfaces utilizing Feline Calicivirus (surrogate for Norwalk virus).
- cleans, disinfects and deodorizes (hard, non-porous hospital (medical) surfaces) in one step (with no rinsing required).
- has been designed specifically where housekeeping is of prime importance.
- is a one-step (hospital-use) germicidal (disinfectant) cleaner and deodorant (odor-counteractant) (odor neutralizer) designed for general cleaning, (and) disinfecting, (deodorizing) (and) controlling mold and mildew on) (of) hard, non-porous surfaces. This product cleans quickly by removing dirt, grime, mold, mildew, food residue, body oils, dead skin, blood and other organic matter commonly found in (list use sites from above list).

- is a concentrated Hospital Use disinfectant that is effective against a broad spectrum of bacteria, is virucidal*, (and) mildewstat, and eliminates odor causing bacteria when used as directed.
- is designed to provide both general cleaning and disinfection.
- is for larger areas such as operating rooms and patient care facilities.
- will not cause swelling of transducer membrane or harm compressor plates.
- is a versatile sanitizer and broad-spectrum disinfectant formulated for use in Ultrasonic Baths (Ultrasonic cleaning units).
- is a disinfectant and non-food contact surface sanitizer for Cleanroom and Laboratory areas to disinfect washable, hard, non-porous non-food contact surfaces such as: Laminar-airflow equipment and BioSafety Cabinet work surfaces and exterior surfaces of the following: countertops, sinks, plumbing fixture surfaces, and incubators, refrigerators and Centrifuge surfaces of metal, stainless steel, glass, plastic (such as polystyrene or polypropylene), Formica®, and vinyl.
- is used to clean, sanitize and disinfect non-porous ambulance equipment and surfaces by rinsing all equipment that comes in prolonged contact with skin before reuse with clean warm water (about 120°F), and allow to air dry. (Precaution: Cleaning at 120°F temperature will avoid overheating and distortion of the ambulance equipment and surfaces that would necessitate replacement.)
- is an effective non-food contact sanitizer (in the presence of ((soils) (5% serum contamination))) on hard non-porous non-food contact surfaces.
- is ((for use as a) (an effective one-step)) non-food contact sanitizer (and cleaner) on hard, non-porous, non-food contact surfaces (150 ppm active).
- meets efficacy standards for hard non-porous, non-food contact surface sanitizers.
- is a non-food contact surface sanitizer.
- is a food Contact Surface Sanitizer.
- meets AOAC Germicidal and Detergent Test Standards for hard non-porous food contact surfaces.
- has been cleared by the EPA in 40CFR180.940(a) and (c) for use on hard non-porous food processing equipment, utensils, and other hard non-porous food contact articles at a concentration of 150-400 ppm active.
- eliminates (kills) 99.999% of bacteria commonly found on kitchen surfaces (in 60 seconds).
- kills 99.999% of bacteria like *Escherichia coli*, *Campylobacter jejuni*, *Escherichia coli* O157:H7, *Staphylococcus aureus*, *Listeria monocytogenes*, *Yersinia enterocolitica* and *Shigella dysenteriae* on food contact kitchen surfaces in 60 seconds.
- is for use as a disinfectant on hard, non-porous surfaces (at (450) (260) ppm active) and as a sanitizer on dishes, glassware and utensils, public eating places, dairy processing equipment, and food processing equipment (at 150-400 ppm active).
- is for use as a sanitizer in bottling and beverage dispensing equipment, beer fermentation and holding tanks, sanitary filling of bottles and cans (in the final rinse application), and for external spraying of filling and closing machines and in wineries for use on holding tanks, floors and processing equipment.
- is for use as a Food Grade Egg Shell sanitizer, with best results achieved in water temperatures ranging from 78°-110°F.

- cleans by removing dirt, grime and food soils in food preparation and processing areas
- sanitizes kitchen surfaces (bathroom surfaces and floors).
- is for use in federally inspected meat and poultry plants on all hard, non-porous surfaces in inedible product processing areas, non-processing areas and/or exterior areas, federally inspected meat and poultry plants as a floor and wall cleaner for use in all departments, and federally inspected meat and poultry plants as a disinfectant agent for use in all departments.
- kills bacteria and helps prevent cross-contamination on (treated) non-food contact kitchen surfaces listed on this label.
- is effective against the control of small flies on non-food contact surfaces such as floors, walls, drains, countertops, metal surfaces, painted surfaces, glazed porcelain, glazed tile, glass, chrome, rubber, and plastic in restaurants, kitchens, dishwashing areas, and bar and wait station areas.
- kills (Avian) Influenza A (Flu) virus (H5N1) (H1N1) (H3N1).
- has passed the Virucidal Efficacy of a Disinfectant for Use on Inanimate Environmental Surfaces utilizing Influenza A (H1N1) virus.
- has demonstrated effectiveness against Influenza A (H1N1) virus.
- kills (insert virus name from approved organism listing for this product).
- has passed the Virucidal Efficacy of a Disinfectant for Use on Inanimate Environmental Surfaces Utilizing Human (and Canine) Coronavirus.
- has passed the Virucidal Efficacy of a Disinfectant for Use on Inanimate Environmental Surfaces Utilizing Canine Coronavirus.
- is a versatile Disinfectant & Sanitizer for Veterinarian, Veterinary Practice, Animal Care, Animal Laboratory, and Agricultural and Farm Premise applications.
- cleans by removing dirt, grime, mold, mildew, blood, urine, fecal matter and other common soils found in animal housing facilities, livestock, swine or poultry facilities, grooming facilities, farms, kennels, pet stores, veterinary clinics, laboratories or other small animal facilities.
- (also) eliminates odors leaving surfaces smelling clean and fresh.
- can be used to disinfect, clean and deodorize terrarium and ~~small animal~~ cages, hot rock, substrate and other hard non-porous ~~egg (feeding) (pet) (furniture)~~ (plastic terrarium ornaments) (driftwood, heat caves ~~(PVC)~~ (water dishes)]. (Use on hot rocks not allowed in CA)
- cleans rodent soiled areas.
- is for use in Poultry Premise Sanitation (Hatcheries):
 Egg Receiving Area
 Egg Holding Area
 Setter Room
- is for use in Swine Premise Sanitation:
 Farrowing Barns and Areas
 Waterers and Feeders
 Hauling Equipment
 Nursery
 Dressing Plants
 Loading Equipment
 Chutes
- is for use on rugs, floors, walls, tile, cages, crates, mats, litter boxes, floor coverings, or any hard non-porous surfaces soiled by a pet.
- is designed for use in pet salons, animal hospitals, barber and beauty shops.



- (also) [(removes) (eliminates)] odors (caused by) (bacteria) (and) (mildew) (mold and mildew) (and) (non-fresh foods)) (leaving (restroom) (kitchen) surfaces smelling clean and fresh).
- can be used where odors are a problem.
- provides long lasting freshness against tough (pet) odors such as odors from litter boxes and pet accidents.
- [(maximizes) (improves)] labor results by effectively controlling odors.
- deodorizes.
- is for use in work areas such as tool rooms and garages for odor control and light duty cleaning.
- [(controls) (reduces) (eliminates) (neutralizes) (destroys)] odors to make your [(home) (kitchen) (bathroom)] sanitary.
- neutralizes musty odors and tough odors from smoke, pet accidents, and spills on contact.
- is effective against odors caused by animal waste, septic tank or sewage backflow, smoke, bathroom and kitchen odors.
- will deodorize hard non-porous surfaces in restroom and toilet areas, behind and under sinks and counters, garbage cans and garbage storage areas, and other places where bacterial growth can cause malodors.
- controls odors caused by bacteria found in waterbed uses.
- cleans (and shines) (without bleaching) (by removing dirt, grime and food soils in food preparation and processing areas) (everyday kitchen messes) (non-food contact kitchen surfaces and food preparation areas) (like dirt, grease and food stains).
- is for non-scratch cleaning of showers and tubs, shower doors and shower curtains, fixtures and toilet bowls.
- is a one-step cleaner.
- removes stains.
- removes dirt.
- cuts through tough grease and grime.
- is a floor cleaner.
- provides effective cleaning strength (that will not dull most metal-interlock floor finishes, and does not require a rinse prior to recoat).
- is formulated to provide effective cleaning strength that will not dull high gloss floor finishes with repeated use.
- is for use in [(automated dilution systems) (automated) (dilution systems) (Dilution System trade name)].
- is a concentrate formulation designed for use in commercial, institutional and industrial laundry operations.
- is a laundry sanitizer designed for use in commercial, institutional and industrial laundry operations.
- works as a laundry sanitizer against bacteria and is effective against HIV.
- eliminates bad odor found on wet and soiled laundry.
- eliminates the bad odor normal detergent can't do.




- has been designed for veterinarians, animal groomers, hair stylists, barbers and beauticians, for use in disinfecting and maintaining clippers.
- will help to maintain blades that operate with reduced friction and with smoother clipping action.
- when used as directed, will disinfect metal clipper blades as well as many other hard, non-porous surfaces.
- is used to disinfect non-porous salon/barber tools and instruments such as combs, clippers, plastic rollers, brushes, trimmers, razors, scissors, blades, tweezers, manicure instruments, pedicure instruments, and footbath surfaces.
- is used to disinfect and sanitize non-porous salon/barber tools and instruments such as combs, clippers, plastic rollers, brushes, trimmers, razors, scissors, blades, tweezers, baths and manicure instruments, and pedicure instruments.
- is a (concentrated) non-acid (bowl and) bathroom cleaner, which cleans, disinfects and deodorizes in one easy step.
- is for use on hard non-porous surfaces in household and commercial humidifiers. Use of this product will control unpleasant [(malodors) (odors)].
- is an effective antimicrobial cleaner designed for use by wholesale and retail florists, shippers and greenhouses.
- is used to clean, disinfect and deodorize hard, non-porous surfaces such as flower buckets, walls, floors of coolers, shippers, greenhouse packing areas, garbage pails, design and packing benches, and countertops, and other areas where obnoxious odors develop.
- can be used as a general purpose antimicrobial detergent in florist shops, wholesale florist, shippers, greenhouse packing areas and other commercial floriculture places for efficient cleaning and antimicrobial action against certain bacteria which cause:
 1. Plugging of stems with slime, which reduces uptake of water for various flowers including roses, chrysanthemums, gladioli and tulips. 2. Production of ethylene gas, which can injure blooms of the various sensitive flowers including carnations, snapdragons, some orchids, baby's breath, sweet peas, freesia and alstroemeria. (Not for use in California.)
- is used to clean, sanitize and disinfect hard non-porous surfaces of personal protective safety equipment, protective headgear, athletic helmets, wrestling/boxing headgear, athletic shoe soles, hard hats, headphones, half mask respirators, full face breathing apparatus, gas masks, goggles, spectacles, face shields, hearing protectors and ear muffs. Rinse all equipment that comes in prolonged contact with skin before reuse with clean warm water (about 120°F), and allow to air dry. (Precaution: Cleaning at 120°F temperature will avoid overheating and distortion of the personal safety equipment that would necessitate replacement.)
- is used to clean and disinfect non-medical (i.e. industrial and fire fighting) respirators in industrial, commercial and institutional premises.
- will effectively inhibit the growth of mold and mildew (*Aspergillus niger*) and the odors caused by them when applied to hard, non-porous surfaces (leaving bathrooms and kitchens clean and fresh smelling).
- is effective at controlling [(mold and mildew) (odor)] on shower curtains.
- cleans, disinfects and deodorizes surfaces by killing odor causing microorganisms and mold and mildew.

- is particularly effective in inhibiting the growth of ammonia producing organisms, such as *Corynebacterium ammoniagenes*, which acts on urine in the diapers to produce ammonia.
- sanitizes fabrics, reducing bacterial count by 99.9%.
- is a highly concentrated, ready to use liquid fabric sanitizer & mildewstat.
- eliminates discoloration, pinholing and tensile strength loss caused by mildew growth.
- controls musty odors and discoloration on all fabrics due to molds and mildew.
- is especially useful for colored textiles that cannot be bleached.
- is perfect for table linens, aprons, towels, coats and diapers.
- is for use on fabrics, such as: diapers, athletic apparel, table linens, bedding, & towels and hospital and institutional linen.
- is a water treatment microbicide that will control algae and bacterial slimes found in recirculating cooling tower waters and oil field water flood.
- is a microbicide that helps clean and loosen slime debris from cooling and flooding system surfaces.
- is efficient and stable in use dilution.

Fewer products - no need for separate deodorizer.

Use this product on the multi-touch surfaces responsible for cross-contamination in schools, institutions and industry.

Concentrate (Concentrated).
Neutral (Neutral pH).
Antibacterial.



*Respiratory illnesses attributable to Pandemic 2009 H1N1 virus. This product is a broad-spectrum hard surface disinfectant that has been shown to be effective against (influenza A virus tested and listed on the label) and is expected to inactivate all influenza A viruses including Pandemic 2009 H1N1 (formerly called swine flu).

*This product has demonstrated effectiveness against influenza A virus and is expected to inactivate all influenza A viruses including Pandemic 2009 H1N1 influenza A virus.

*This product has demonstrated effectiveness against (influenza A virus tested and listed on the label) and is expected to inactivate all influenza A viruses including Pandemic 2009 H1N1 (formerly called swine flu).

*Kills Pandemic 2009 H1N1 influenza A virus (formerly called swine flu).
*Kills Pandemic 2009 H1N1 influenza A virus.

Respiratory illnesses attributable Pandemic 2009 H1N1 (formerly called Swine Flu) are caused by Influenza A virus. This product is a broad-spectrum hard surface disinfectant that has been shown to be effective against Influenza A (H1N1) and other similar viruses.

Regular, effective cleaning and sanitizing of equipment utensils and work or dining surfaces which could harbor food poisoning microorganisms minimizes the probability of contaminating food during preparation, storage or service. Effective cleaning will remove soil and prevent the accumulation of food residues, which may decompose or support the rapid development of food poisoning organisms or toxins. Application of

effective sanitizing procedures reduces the number of those microorganisms that (which) are present on equipment and utensils after cleaning, and reduces the potential for the transfer, either directly through tableware such as glasses, cups and flatware or indirectly through food.

Escherichia coli (*E. coli*), *Salmonella enterica* (*Salmonella*), and *Staphylococcus aureus* (*Staph*) are common germs found where food is prepared and stored.

Humidifier Bacteria-Algae treatment is a bacteriostat which can control the build-up of bacteria and algae in water tanks of portable, (evaporative) humidifiers. (Not for use in CA) [(Malodor Activity) (Odor) (Counteractancy)] - [(eliminates) (destroys)] odors (and odor-causing bacteria on hard non-porous surfaces in restroom areas, behind and under sinks and counters, and storage areas (and other (hard nonporous) surfaces) where bacterial growth can cause malodors.

For a cleaner, fresher household.
Clear formula. (Note: To be used only when no dyes are present)

This [(container) (bottle)] is made of (at least) (X)% post-consumer recycled plastic.
Convenient Trigger Spray. (To be used on applicable container)

Easy to Use.
Economy size. (To be used on applicable container)

At 11.75 ounces of this product per 100 lbs. of dry laundry, this product provides sanitization against *Staphylococcus aureus*, *Klebsiella pneumoniae*, *Pseudomonas aeruginosa*, *Methicillin-resistant Staphylococcus aureus* (MRSA), and is effective against HIV. This product is effective in rinse water up to 200 ppm hard water. For HIV, this product is effective in 400 ppm hard water when presoaked for 10 minutes before normal washing.

At 10 ounces of this product per 100 lbs. of dry laundry, this product imparts to the fabric a residual self-sanitizing and residual bacteriostatic finish under humid or wet contamination conditions (i.e. diapers and bed linens of incontinent persons) during normal conditions of use and storage.

When added in the final rinse cycle, this formulation provides fabric with residual self-sanitizing activity under conditions of high relative humidity or wet contamination.

Fabric treated with this product which has become contaminated or soiled through use will inhibit the growth of many organisms not only at the time of exposure, but also through the handling and transportation until the garments are again laundered treated with [(this product) (Product name)].

Soiled and contaminated fabrics, such as diapers, hospital and institutional linen, and athletic apparel, is of major housekeeping concern, not only in hospitals, but in institutions, hotels, restaurants and schools.

Used as directed, this product provides effective residual bacteriostatic and self-sanitizing properties for laundered items such as diapers, hospital and institutional linens, and athletic apparel.

For residual bacteriostatic or self-sanitizing activity, conditions of high relative humidity or wet contamination are required.

Laundered fabric must be treated by soaking in a solution of [(this product) (Product name)].

When used in slug doses, no other microbicide is required.

DIRECTIONS FOR USE

(Note to reviewer: All deodorizing claims not allowed in CA.)
(Note to reviewer: The following statement will be used on all labels.)

It is a violation of Federal Law to use this product in a manner inconsistent with its labeling.

(Note to reviewer: One of the following statements will be used on all labels where food is processed, stored, or eaten and have disinfection use sites, except for Fogging directions for use and animal premises sites.)

Before using this product, food products and packaging materials must be removed from the room or carefully protected. Do not use this product to clean or disinfect glassware, utensils, dishes or interior surfaces of appliances.

OR

Before use in federally inspected meat and poultry food processing plants and dairies, food products and packaging materials must be removed from room or carefully protected.

(Note to reviewer: The following statement will be used on all labels with use directions for animal premises except terrarium and small animal cage, reptile tank and fogging directions.)

Prior to use of this product, cover or remove all food and packaging material before disinfection and remove all animals and feeds from [(premises) (areas to be treated)], animal transportation vehicles (trucks, cars), and enclosures (coops, crates, kennels, stables). Remove all litter, droppings and manure from floors, walls and surfaces of barns, pens, stalls, chutes and other surfaces of facilities and fixtures occupied or traversed by poultry or other animals. Empty all troughs, racks and other feeding and watering appliances. Thoroughly clean surfaces with soap or detergent and rinse with water. Do not use in milking stalls, milking parlors or milk houses.

DISINFECTION PERFORMANCE IN NON-MEDICAL FACILITIES: [(Add) (Mix)] [(1.75 ounces) (a) (one) 1.75-ounce packet]] of this product [(to) (with)] 5 gallons of water (260 ppm active) (or equivalent use dilution).

DISINFECTION/VIRUCIDAL *MOLD AND MILDEW PERFORMANCE IN INSTITUTIONS AND NON-MEDICAL FACILITIES: [(Add) (Mix)] [(3 ounces) (a) (one) 3-ounce packet]] of this product [(to) (with)] 5 gallons of water (450 ppm active) (or equivalent use dilution).

NON-FOOD CONTACT SANITIZING PERFORMANCE: [(Add) (Mix) (Apply)] [(1-ounce) ((a) (one)) 1-ounce packet]] of this product [(to) (with)] 5 gallons of water (150 ppm active) (or equivalent use dilution). Treated surfaces must remain wet for 3 minutes.

(Note to reviewer: The following paragraph must be used as applicable, for the above 2 sections. However, the contact time does not apply to Non-Food Contact Sanitizing claims. Instead use the contact time as stated above.)

(For use with water hardness up to 400 ppm.) For heavily soiled areas, a preliminary cleaning is required. [(Note to reviewer: The following must be used with all use sites unless noted below). Apply use solution to hard non-porous surfaces with a brush, cloth, mop, sponge, auto scrubber, mechanical spray device ((hand pump) coarse pump or trigger spray device) or by immersion so as to thoroughly wet surfaces. For sprayer applications, spray 6-8 inches from surface. Do not breathe spray.)

(Note to Reviewer: The following must be used with animal premise use sites only). Immerse all halters and other types of equipment used in handling and restraining animals, as well as forks, shovels, and scrapers used for removing litter and manure in the use solution. After application, ventilate buildings, coops and other closed spaces. Do not house [(animals) (poultry) (livestock)] or employ equipment until treatment has

been absorbed, set or dried. Thoroughly scrub all treated feed racks, troughs, automatic feeders, fountains and waterers and other treated equipment which can contact food or water with soap or detergent, and rinse with potable water before reuse.)

(Note to Reviewer: The following must be used with all use sites unless noted below) Rub with brush, cloth, mop, or sponge. Treated surfaces must remain wet for 10 minutes. [(Rinse) (Wipe up excess liquid (with a paper towel)) (and) (or) (Allow to air dry) (Rinsing of floors is not necessary unless they are to be waxed or polished) (**Rinse all treated surfaces that come in contact with food such as countertops, appliances, tables and stovetops with potable water before reuse)]. Change cloth, sponge or towels frequently to avoid redeposition of soil. [(Change the solution) (A fresh solution must be prepared) (Prepare a fresh solution)] at least daily or [(more often) if use solution) (when use solution)] becomes visibly [(dirty) (soiled)]. (**Note to reviewer: This statement must be used on all labels with food contact surface uses.)

FOR USE AS A ONE-STEP CLEANER/DISINFECTANT:

1. Pre-clean heavily soiled areas.
2. Apply (use solution of) [(1.75 ounces) (a) (one) 1.75-ounce packet]] of this product per 5 gallons of water (260 ppm active) (or equivalent: use dilution) to hard, non-porous surfaces using a sponge, brush, cloth, mop, auto scrubber, mechanical spray device ((hand pump) coarse pump or trigger spray device) or by immersion. For spray applications, spray 6-8 inches from surface. Do not breathe spray.
3. Rub with brush, cloth, or sponge.
4. To disinfect, all surfaces must remain wet for 10 minutes.
5. [(Rinse) (Wipe up excess liquid (with a paper towel)) (and) (or) (Allow to air dry)].
6. Change cloth, sponge or towels frequently to avoid redeposition of soil. [(Change the solution) (A fresh solution must be prepared) (Prepare a fresh solution)] at least daily or [(more often) if use solution) (when use solution)] when use solution becomes visibly [(soiled) (dirty)].

[(FOR DISINFECTING HARD, NON-POROUS SURFACES AGAINST) (SPECIAL INSTRUCTIONS FOR INACTIVATING)] AVIAN INFLUENZA A (H5N1) VIRUS: For use in homes, hospitals, hotels, motels, schools animal premises, and other non-animal use sites, follow the **DISINFECTION/ VIRUCIDAL *MOLD AND MILDEW PERFORMANCE IN INSTITUTIONS AND NON-MEDICAL FACILITIES** directions. (Note: For Animal Premise use sites, use the correct language as indicated.)

GENERAL DISINFECTION - NON-MEDICAL ONLY DILUTION CHART

Amount of Water	Amount of Product
1 quart	0.0875 ounces
1/2 Gallon	0.175 ounce
1 gallon	0.35 ounces
2 1/4 gallons	0.875 ounces
5 gallons	1.75 ounces
10 gallons	3.5 ounces

DISINFECTION/VIRUCIDAL *MOLD AND MILDEW PERFORMANCE IN INSTITUTIONS AND NON-MEDICAL DILUTION CHART

Under the Federal Insecticide, Fungicide, and Rodenticide Act, registered for the post-redevelopment of the Federal Insecticide, Fungicide, and Rodenticide Act, under EPA Reg. No. 14324-117

Amount of Water	Amount of Product
1 quart	0.15 ounces
1/2 Gallon	0.3 ounces
1 gallon	0.6 ounces
2 1/2 gallons	1.5 ounces
5 gallons	3.0 ounces
10 gallons	6.0 ounces

ACCEPTED
MAY 13 2013

DILUTION GUIDE:

Use	Dilution	Contact Time
For Hospital or Medical Environment claims	3oz/5 gal. water	10 minutes
For General or Broad Spectrum claims	1.75oz/5 gal. water	10 minutes
For Public Health Virucidal* claims	3oz/5 gal. water	10 minutes
For Animal Virucidal* claims	3oz/5 gal. water	10 minutes
For Non-Food Contact Sanitizing claims	1 oz/5 gal. water	3 minutes
For Food Contact Sanitizing claims at 150 ppm	0.75oz/4 gal. water	1 minute
For Food Contact Sanitizing claims at 200 ppm	1 oz/4 gal. water	1 minute
For Laundry Bacterioslatic claims	10oz./100 lbs. of dry fabric, and fabric	10 minutes
For Laundry Sanitizer	3oz/5 gal. water	5 minutes
For Mold and Mildew	3oz/5 gal. water	10 minutes

ACCEPTED
 MAJ 13 2001
 Under the Federal Insecticide, Fungicide, and Rodenticide Act as amended, Pesticide registered under Fabric 1
 EPA Reg. No. 1032-3

HOSPITAL HEALTH CARE INSTITUTIONAL

(Note for reviewer. For labels that list medical premises and metal and/or stainless steel surfaces, one of the following FDA/EPA Memorandum of Understanding statements must be used.)
 This product is not to be used as a terminal sterilant/high-level disinfectant on any surface or instrument that (1) is introduced directly into the human body, either into or in contact with the bloodstream or normally sterile areas of the body, or (2) contacts intact mucous membranes but which does not ordinarily penetrate the blood barrier or otherwise enter normally sterile areas of the body. This product can be used to pre-clean or decontaminate critical or semi-critical medical devices prior to sterilization or high-level disinfection.

(Or)
 [(Not for use on medical devices or medical equipment surfaces) (This product is not for use on Medical device surfaces)].

***KILLS HIV, HBV and HCV ON PRECLEANED ENVIRONMENTAL SURFACES/OBJECTS PREVIOUSLY SOILED WITH BLOOD/BODY FLUIDS** in health care settings or other settings in which there is an expected likelihood of soiling of hard non-porous surfaces/objects with blood or body fluids and in which the surfaces/objects likely to be soiled with blood or body fluids can be associated with the potential for transmission of human immunodeficiency virus Type 1 (HIV-1) (associated with AIDS), Hepatitis B virus (HBV) and Hepatitis C virus (HCV).

"SPECIAL INSTRUCTIONS FOR CLEANING AND DECONTAMINATION AGAINST HIV-1, HBV and HCV ON SURFACES/OBJECTS SOILED WITH BLOOD/BODY FLUIDS."

Personal Protection: [(Clean up must always be done wearing protective latex gloves, gowns, masks and eye protection) (Specific barrier protection items to be used when handling items soiled with blood or body fluids are disposable latex gloves, gowns, masks and eye protection)].

Cleaning Procedure: Blood and other body fluids (containing HIV-1, HBV & HCV) must be thoroughly cleaned from hard nonporous surfaces and objects before application of [(this product) (Product name) (the disinfectant)].

Disposal of Infectious Materials: Blood and other body fluids, cleaning materials and clothing must be autoclaved and disposed of according to federal, state and local regulations for infectious waste disposal.

Contact Time: For HIV only, leave hard nonporous surfaces wet for 2 minutes. For all other viruses and bacteria, leave hard nonporous surfaces wet for 10 minutes. The 2-minute contact time will not control other common types of viruses and bacteria listed on this label.

SURGICAL INSTRUMENT PRESOAK: [(Add) (Mix)] 3 ounces of this product [(to) (with) (per)] 5 gallons of water (or equivalent use dilution) (450 ppm active). Place pre-cleaned instruments in solution to presoak surgical instruments for a minimum of 10 minutes, then proceed with normal sterilization procedure. [(A fresh solution must be prepared) (Prepare a fresh solution)] at least daily or [(more often if use solution) (when use solution)] becomes visibly [(soiled) (dirty)].

Note: Plastic instruments can remain immersed until sterilization. Metal instruments must be removed after 10 minutes, rinsed, dried, and kept in a clean non-contaminated receptacle until sterilization. Prolonged soaking will cause damage to metal instruments. Surgical instruments must be sterilized before use.

ULTRASONIC BATH DISINFECTANT DIRECTIONS: Pre-clean heavily soiled objects. Use this product to disinfect hard, non-porous non-critical objects compatible with Ultrasonic cleaning units. Pour a fresh solution of [(3 ounces) ((a) (one)) 3-ounce packet] of this product per 5 gallons of water (or equivalent use dilution) (450 ppm active) directly into bath chamber. Place objects into unit and operate for a minimum of 10 minutes (according to manufacturers' use directions). [(Remove objects and (wash (rinse)) with sterile water (for injection)) (Allow to air dry)]. [(Change the solution) (A fresh solution must be prepared) (Prepare a fresh solution)] at least daily or [(more often if use solution) (when use solution)] becomes visibly [(soiled) (dirty)].

FOR DISINFECTING USE ON HARD, NON-POROUS (FIBERGLASS) BATH AND THERAPY EQUIPMENT: To remove body oils, dead tissue, soil and all other buildups or organic matter on hard nonporous surfaces after using the unit, drain the water and refill with fresh water to just cover the intake valve. [(Add) (Mix) (Apply)] [(3 ounces) ((a) (one)) 3-ounce packet] of this product [(to) (per) (with)] 5 gallons of water (or equivalent use dilution) (450 ppm active) in the unit at this point. Briefly start the pump to circulate the solution. Turn off pump. Wash down the unit sides, seat of the chair lift, and [(any) (all)] related equipment with a clean swab, brush or sponge. Treated surfaces must remain wet for 10 minutes for proper disinfection. After the unit has been thoroughly disinfected, drain solution from the unit and rinse [(any) (all)] [(cleaned) (disinfect) surfaces with fresh water. The unit is ready for reuse.

CLEANING AND DISINFECTING HARD, NON-POROUS SURFACES ON PERSONAL PROTECTIVE EQUIPMENT (RESPIRATORS): Pre-clean equipment if heavily soiled to ensure proper surface contact. Add 0.60 ounces of this product to 1 gallon of water (or equivalent use dilution) (450 ppm active). Gently mix for uniform use solution. Apply use solution to surfaces of the respirator with a brush, cloth, mop, sponge, auto scrubber or mechanical spray device (hand pump) coarse pump or trigger spray device) or by immersion. Thoroughly wet all surfaces to be disinfected. For spray applications, spray 6-8 inches from surface. Do not breathe spray. Rub with brush, cloth, or sponge. Treated surfaces must remain wet for 10 minutes. Remove excess solution from equipment prior to storage. Change cloth, sponge or towels frequently to avoid redeposition of soil. [(Change the solution) (A fresh solution must be prepared) (Prepare a fresh solution) (Replace solution)] at least daily or [(more often if use solution) (when use solution)] becomes visibly [(soiled) (dirty)]. The user must

comply with all OSHA regulations for cleaning respiratory protection equipment (29 CFR § 1910.134).

SANITIZER DIRECTIONS FOR NON-FOOD CONTACT SURFACES IN INSTITUTIONAL FACILITIES

ULTRASONIC BATH SANITIZER DIRECTIONS: Pre-clean soiled objects. Use this product to sanitize hard non-porous, non-critical objects compatible with Ultrasonic cleaning units. Pour a fresh solution of [(1 ounce) ((a) (one)) 1-ounce packet]] of this product per 5 gallons of water (or equivalent use dilution) (150 ppm active) directly into bath chamber. Place objects into unit and operate for a minimum of 3 minutes, (according to manufacturers' use directions). [(Remove objects and rinse with sterile water (for injection) (and) (or) (Allow to air dry)]. [(Change the solution) (A fresh solution must be prepared) (Prepare a fresh solution)] at least daily or [(more often if use solution) (when use solution)] becomes visibly [(soiled) (dirty)].

Note: This product in its use solution is compatible with stainless steel, aluminum and most other hard nonporous surfaces. Before product use, it is recommended that you apply product to a smaller test area to determine compatibility before proceeding with its use.

SANITIZATION OF HARD, NON-POROUS SURFACES ON PERSONAL PROTECTIVE EQUIPMENT (RESPIRATORS): [(Add) (Mix) (Apply)] [(1 ounce) ((a) (one)) 1-ounce packet]] of this product [(to) (with) (per)] 5 gallons of water (or equivalent use dilution) (150 ppm active). Gently mix for uniform solution. Apply solution to surfaces of the respirator with a brush, cloth, mop, sponge, auto scrubber or mechanical spray device (hand pump) coarse pump or trigger spray device) or by immersion. Thoroughly wet all surfaces to be sanitized. Treated surfaces must remain wet for 3 minutes. Remove excess solution from equipment prior to storage. Change cloth, sponge or towels frequently to avoid redeposition of soil. [(Change the solution) (A fresh solution must be prepared) (Prepare a fresh solution) (Replace solution)] at least daily or [(more often if use solution) (when use solution)] becomes visibly [(soiled) (dirty)].

FOOD PROCESSING PREMISES

FOR CONTROL OF DROSOPHILA SPP. AND PHORIDAE FAMILY OF FLIES ON NON-FOOD CONTACT SURFACES: To control flies on hard non porous non-food contact surfaces such as floors, walls, countertops, metal surfaces, painted surfaces, glazed porcelain, glazed tile, glass, chrome, rubber, and plastic in restaurants, bars, kitchens, dishwashing areas, and bar and wait station areas and other food storage areas. After removing gross filth, apply a solution of [(**3 ounces) (1.75 ounces) ((a) (one)) (1.75-ounce) packet]] of this product [(to) (with)] 5 gallons of water (or equivalent use dilution) to surfaces and locations where flies breed. Spray surfaces thoroughly or apply by pouring, mopping or sponging onto the surface. Allow surface to remain wet for 10 minutes. Repeat application 1-2 times per week or as needed. Do not contaminate food and food packaging.

FOR CONTROL OF SMALL FLIES IN DRAINS: For control of small flies - ~~Drosophila~~ spp. and the Phoridae family. Spray or pour solution of [(**3 ounces) (1.75 ounces) ((a) (one)) (1.75-ounce) packet]] of this product [(to) (with)] 5 gallons of water (or equivalent use dilution) into drain during time of lowest level of drain use. Add 14 ounces of solution daily to each drain to maintain fly control. ~~Apply the edge of the drain and coat all sides of inside of drain. Repeat application 1-2 times per week or as needed. Do not contaminate food and food packaging.~~

Under the Federal Insecticide, Fungicide, and Rodenticide Act as amended, this product is a pesticide, registered under EPA Reg. No. 0324-117

MUSHROOM FARM INDUSTRY USE DIRECTIONS

Site Preparation: The first step in any ongoing sanitation program must be the removal of gross contamination and debris. This may be accomplished by using a shovel, broom, or vacuum, depending on the area to be disinfected.

Disinfection: For heavily soiled areas, preclean first. Use [(**3 ounces) (1.75 ounces) ((a) (one)) (1.75-ounce) (**3-ounce) packet]] of this product per 5 gallons of water (or equivalent dilution) use solution. Wet all hard nonporous surfaces thoroughly. Treated surfaces must remain wet for 10 minutes. Let air-dry. Prepare a fresh solution for each use.

For Heavy Duty Cleaning: When greater cleaning is desired, use 3 ounces of this product per 5 gallons of water (0.60 ounces of this product per 1 gallon of water) (or equivalent dilution). Heavily soiled areas will require repeated cleaning before treatment.

DO NOT APPLY TO THE MUSHROOM CROP, COMPOST OR CASING. Rinse treated surfaces with potable water before they contact the crop, compost or casing.

ALL SURFACES MUST BE CLEANED AND DISINFECTED IN ACCORDANCE WITH LABEL DIRECTIONS PRIOR TO FOGGING. FOGGING IS AN ADJUNCT SUPPLEMENT TO NORMAL CLEANING AND DISINFECTION PROCEDURES AND PRACTICES.

DIRECTIONS FOR FOGGING IN DAIRIES, BEVERAGE AND FOOD PROCESSING PLANTS: Prior to fogging, food products and packaging material must be removed from the room or carefully protected. After cleaning, fog desired areas using 1 quart per 1000 cubic feet of room area with a solution containing 1.5 ounces of product to 1 gallon of water (1,200 ppm active) (or equivalent use dilution). Wear a dust mist respirator when mixing the use solution and pouring it into the fogging apparatus. Vacate the area of all personnel during fogging and for a minimum of 2 hours after fogging and a minimum of 4 air exchanges (ACH) per hour in the facility. All food contact surfaces must be sanitized with an EPA approved food contact sanitizer solution of 150-400 ppm active 0.75-2 ounces of this product per 4 gallons of water (or equivalent use dilution) prior to use. [(All food contact surfaces must be thoroughly rinsed prior to reuse with potable water) (Allow food contact surfaces to drain thoroughly before operations are resumed)].

Note: The fog generated is irritating to the eyes, skin and mucous membranes. Under no circumstances must a room or building be entered by anyone within two hours of the actual fogging and a minimum of 4 air exchanges (ACH) per hour in the facility. If building must be entered, then the individuals entering the building must wear a self-contained respirator approved by NIOSH/MSHA, goggles, long sleeves and long pants.

SANITIZER DIRECTIONS FOR NON-FOOD CONTACT SURFACES IN FOOD PROCESSING FACILITIES

SHOE (BOOT) BATH SANITIZER DIRECTIONS: To prevent cross contamination from area to area in animal areas, and the packaging and storage areas of food plants, shoe baths containing one inch of freshly made sanitizing solution must be placed at all entrances to buildings, hatcheries and at all the entrances to the production and packaging rooms. Scrape waterproof shoes and place in a 1-ounce of this product per 5 gallons of water (or equivalent use dilution) (150 ppm active) use solution for 3 minutes prior to entering area. [(Change the solution in the bath) (A fresh solution must be prepared) (Prepare a fresh solution)] at least daily or [(more often if use solution) (when use solution)] becomes visibly [(soiled) (dirty)].

FOR FOOT DIP OF WATER PROOF FOOTWEAR: Use this product at 1 ounce per 5 gallons of water in foot dip tray. Shoe baths must contain at least 1 inch of freshly made solution and be placed at the entrances to buildings. Scrape shoes and place in diluted solution for 3 minutes before entering building. [(Change the sanitizing solution in the bath) (A fresh solution must be prepared) (Prepare a fresh solution)] at least daily or [(more often if use solution) (when use solution)] becomes visibly [(dirty) (soiled)].

SHOE FOAM DIRECTIONS: To prevent cross contamination from area to area in animal areas, and the packaging and storage areas of food plants, apply a foam layer approximately 0.5 to 2 inches thick made from a solution of 1 to 1.5 ounces of this product per 1 gallon of water (or equivalent use dilution) (800 to 1200 ppm active) at all entrances to buildings, hatcheries, production and packaging rooms by using a foam generating machine or aerator to apply foam layer. Follow the foaming directions as specified by the manufacturer of the foam generator/aerator. Scrape waterproof shoes. Stand and/or walk through foamed area for 3 minutes prior to entering area. Foam area must be washed and replaced at least daily or when it appears visibly [(soiled) (dirty)].

SHOE SPRAY SANITIZING DIRECTIONS: For heavily soiled [(work boots) (shoes) (footwear)], [(scrape) (wipe)] with brush, sponge or cloth or Neat Feet Clean Solution Welcome Mat to remove excess [(filth) (dirt)].

1. Hold pre-mixed sanitizer solution of 1 ounce of this product per 5 gallons of water 4-6 inches away from sole of (waterproof) [(work boot) (shoe) (footwear)].
2. Lightly spray to thoroughly wet entire surface.
3. Repeat procedure on other sole.
4. Treated surfaces must remain wet for 3 minutes.
5. [(Allow to air dry) (Wipe up) (Absorb) excess product (with clean cloth) (by stepping on Neat Feet Clean Shoe Solution Welcome Mat)].

(For food processing or other facilities that have installed entryway sanitizing systems.)

ENTRYWAY SANITIZING SYSTEMS: To prevent cross-contamination from area to area, set the system to deliver 1.25 - 2.5 oz. of this product per 100 sq. ft. of floor (or equivalent use dilution) (400 - 800 ppm active) of sanitizing solution. The [(spray) (foam)] must cover the entire path of the doorway. Set the system on a continuous wet blanket of sanitizer solution is delivered to the floor.

Do not mix other foam additives to the sanitizing solution. Under the Federal Insecticide, Fungicide, and Rodenticide Act as amended, for the

FOOD CONTACT AND TOBACCO PROCESSING EQUIPMENT - 112

SANITIZING DIRECTIONS
To prevent cross contamination, kitchenware and food contact surfaces of equipment must be washed, rinsed with potable water and sanitized after each use and following any interruption of operation during which time contamination may have occurred.

Where equipment and utensils are used for preparation of foods on a continuous or production line basis, utensils and the food contact surfaces of equipment must be washed, rinsed and sanitized at intervals throughout the day on a schedule based on food temperature, type of food and amount of food particle accumulation.

At 0.75 ounce of this product per 4 gallons this sanitizer fulfills the criteria of Appendix F of the Grade A Pasteurized Milk Ordinance 1978 Recommendations of the U.S. Public Health Services in waters up to 500 ppm of hardness calculated as CaCO₃ when evaluated by the AOAC Germicidal and Detergent Sanitizer Method against Escherichia coli and Staphylococcus aureus.

(Note to reviewer: This statement must appear with any of the Food Contact Sanitizing claims in this section except for the Fogging directions for use.)

Prior to application, remove gross food particles and soil by a pre-flush or pre-scrape and when necessary, presoak. Then thoroughly wash or flush objects with a good

detergent or compatible cleaner, followed by a potable water rinse before applications of the sanitizing solution.

FOOD CONTACT SANITIZING DILUTION GUIDE

To prepare a 150, 200, 300 or 400 ppm active solution use the following dilution table. Prepare the correct dilution rate based upon the appropriate use site.

PUBLIC EATING PLACES, DAIRY PROCESSING EQUIPMENT FOOD PROCESSING EQUIPMENT AND UTENSILS SANITIZING DILUTION CHART

Active solution	1 gallon	4 gallons	10 gallons	20 gallons
150 ppm	0.19 ounce	0.75 ounce	1.92 ounces	3.84 ounces
200 ppm	1/4 ounce	1.0 ounce	2 1/2 ounces	5.0 ounces
300 ppm	0.375 ounce	1 1/2 ounces	3 3/4 ounces	7 1/2 ounces
400 ppm	1/2 ounce	2.0 ounces	5.0 ounces	10.0 ounces

FOOD CONTACT SANITIZING PERFORMANCE (FOR PUBLIC EATING PLACES, DAIRY PROCESSING EQUIPMENT AND FOOD PROCESSING EQUIPMENT, UTENSILS AND OTHER HARD NONPOROUS FOOD CONTACT SURFACES IN FOOD PROCESSING LOCATIONS, MEAT PLANTS, DAIRIES, BAKERIES, CANNERIES, BEVERAGE PLANTS, RESTAURANTS AND BARS DIRECTIONS, (REGULATED BY 40CFR sec 180.940(a)(c)): Apply a use solution of [(0.75 to 2

of this product per 4 gallons of water (150-400 ppm) (or equivalent use dilution) as is to sanitize hard nonporous food contact surfaces with a brush, cloth, mop, sponge, auto scrubber, mechanical spray device ((hand pump) coarse pump or trigger spray device) or by immersion. For spray applications, spray 6-8 inches from surface. Do not breathe or by immersion. Rub with brush, cloth, or sponge. (From a Closed Loop Dilution Center, apply 200-400 ppm active solution to the surface to be sanitized.) [(Allow surface to remain wet) (Surfaces must remain wet) (Let stand) (Articles that can be immersed in solution must remain in solution)] for at least 1 minute (Articles too large for immersing must be thoroughly wetted for 1 minute by rinsing, spraying or swabbing). [(Remove items) (Remove immersed items from solution) (Remove excess solution) (Place sanitized utensils on a rack or drain board) (Wipe with clean cloth, sponge or paper towel) (Wipe up excess liquid (with a paper towel) (Drain the use-solution from the surface) (Let surfaces drain) (Drain thoroughly before reuse) (Thoroughly drain (immersed) (non-immersed) (all sanitized articles) (Allow sanitized surfaces to adequately drain before contact with food) (and then air dry) (Allow surfaces to air dry)) (Do not rinse (before contact with food) (NO POTABLE WATER RINSE IS ALLOWED) (A potable water rinse is not allowed) (Do not rinse) (after use as a sanitizer) (after application of the sanitizing solution) (following the use of this product as a sanitizer) (on previously cleaned hard, non-porous surfaces) (provided that the surfaces are adequately drain before contact with food so that little or no residue remains)). Change cloth, sponge or towels frequently to avoid redeposition of soil. [(Change the solution) (A fresh solution must be prepared) (Prepare a fresh solution)] at least daily or [(more often if use solution) (when use solution)] becomes visibly [(dirty) (soiled)]. For mechanical application, use solution must not be reused for sanitizing applications.

TO SANITIZE IMMOBILE HARD NONPOROUS ITEMS (such as tanks, chopping blocks, countertops, refrigerated storage and display equipment, food processing equipment): Flood the area with appropriate ppm active solution of this product for at least 1 minute, making sure to wet all surfaces completely. [(Remove items) (followed by adequate draining) (Let surfaces drain) (Drain thoroughly before reuse) (Place sanitized utensils on a rack or drain board) (Thoroughly drain (all sanitized) articles) (Allow sanitized surfaces to adequately drain before contact with food) (and then air dry). [(Do not rinse (before contact with food) (NO POTABLE WATER RINSE IS ALLOWED) (A potable water rinse is not allowed) (Do not rinse) (after use as a sanitizer) (after application of the sanitizing solution) (following the use of this product as a sanitizer) (on previously cleaned hard, non-porous surfaces) (provided that the

surfaces are adequately drained before contact with food so that little or no residue remains). For mechanical application, use solution must not be reused for sanitizing applications.

TO SANITIZE MOBILE HARD NONPOROUS ITEMS (such as glassware, utensils, cookware and dishware, drinking glasses and eating utensils): Immerse in appropriate ppm active solution of this product for at least 1 minute, making sure to immerse completely. [(Remove items) followed by adequate draining] (Let surfaces drain) (Drain thoroughly before reuse) (Place sanitized utensils on a rack or drain board) (Thoroughly drain (all sanitized) articles) (Allow sanitized surfaces to adequately drain before contact with food) (and then air dry). [(Do not rinse (before contact with food)) (NO POTABLE WATER RINSE IS ALLOWED) (A potable water rinse is not allowed) (Do not rinse)] (after use as a sanitizer) (after application of the sanitizing solution) (following the use of this product as a sanitizer) (on previously cleaned hard, non-porous surfaces) (provided that the surfaces are adequately drained before contact with food so that little or no residue remains). For mechanical application, use solution must not be reused for sanitizing applications.

FOR USE AS A SANITIZER ON DISHES, GLASSWARE, SILVERWARE, EATING UTENSILS, COOKING UTENSILS: Immerse in a sanitizing solution from Closed Loop Dilution Center (150-400 ppm active). Allow surface to remain wet for at least 1 minute. [(Remove items) followed by adequate draining] (Let surfaces drain) (Drain thoroughly before reuse) (Place sanitized utensils on a rack or drain board) (Thoroughly drain (all sanitized) articles) (Allow sanitized surfaces to adequately drain before contact with food) (and then air dry). [(Do not rinse (before contact with food)) (NO POTABLE WATER RINSE IS ALLOWED) (A potable water rinse is not allowed) (Do not rinse)] (after use as a sanitizer) (after application of the sanitizing solution) (following the use of this product as a sanitizer) (on previously cleaned hard, non-porous surfaces) (provided that the surfaces are adequately drained before contact with food so that little or no residue remains). For mechanical application, use solution must not be reused for sanitizing applications.

U.S. PUBLIC HEALTH SERVICE FOOD SERVICE SANITIZATION RECOMMENDATIONS CLEANING AND SANITIZING

1. Thoroughly wash equipment and utensils in a hot detergent solution. Rinse utensils and equipment thoroughly with potable water.
2. Sanitize equipment and utensils by immersion in 0.75 to 2 ounces of this product per 4 gallons of water use solution (or equivalent use dilution) for at least 1 minute at a temperature of 75°F.
3. For equipment and utensils too large to sanitize by immersion, apply use solution of 0.75 to 2 ounces of this product per 4 gallons of water use solution (150-400 ppm active) (or equivalent use dilution) by rinsing, spraying or swabbing until thoroughly wetted for 1 minute.
4. [(Remove items) followed by adequate draining] (Let surfaces drain) (Drain thoroughly before reuse) (Place sanitized utensils on a rack or drain board) (Thoroughly drain (all sanitized) articles) (Allow sanitized surfaces to adequately drain before contact with food) (and then air dry).
5. [(Do not rinse (before contact with food)) (NO POTABLE WATER RINSE IS ALLOWED) (A potable water rinse is not allowed) (Do not rinse)] (after use as a sanitizer) (after application of the sanitizing solution) (following the use of this product as a sanitizer) (on previously cleaned hard, non-porous surfaces) (provided that the surfaces are adequately drained before contact with food so that little or no residue remains).

Under the Federal Insecticide, Fungicide, and Rodenticide Act as amended, for the pesticide registered under EPA Reg. No. 5324-117

6. [(A fresh solution must be prepared) (Prepare a fresh solution)] at least daily or when use solution becomes visibly [(soiled) dirty]. For mechanical application, use solution must not be reused for sanitizing applications.

WISCONSIN STATE DIVISION OF HEALTH

DIRECTIONS FOR EATING ESTABLISHMENTS (Not applicable in CA)

1. Scrape and pre-wash hard nonporous utensils and glasses whenever possible.
2. Wash with a good detergent or compatible cleaner.
3. Rinse with potable water.
4. Sanitize in a solution of 0.75 to 2 ounce(s) of this product per 4 gallons of water (150-400 ppm active). Immerse all utensils for at least 1 minute or for contact time specified by governing sanitary code. For equipment and utensils too large to sanitize by immersion, apply use solution of 0.75 to 2 ounce(s) of this product per 4 gallons of water (150-400 ppm active) (or equivalent use dilution) by rinsing, spraying or swabbing until thoroughly wetted for 1 minute. (Alternate Language for closed loop dilution centers: Sanitize in a solution from the Closed Loop Dilution Center (150-400 ppm active). Immerse all utensils for at least 1 minute) or for contact time specified by governing sanitary code. For equipment and utensils too large to sanitize by immersion, apply use solution per (150-400 ppm active) rinsing, spraying or swabbing until thoroughly wetted for 1 minute.
5. Place sanitized utensils on a rack or drain board to air-dry.
6. [(A fresh solution must be prepared) (Prepare fresh sanitizing solution)] at least daily or more often when visibly [(soiled) (dirty)].

NOTE: A clean potable water rinse following sanitization is not permitted under Section HFS 196.13 of the Wisconsin Administrative Code.

SANITIZING OF (REFRIGERATED) FOOD PROCESSING EQUIPMENT (ICE MACHINES) AND OTHER HARD NON-POROUS SURFACES IN FOOD CONTACT LOCATIONS: For sanitizing food processing equipment, dairy equipment, refrigerated storage and display equipment and other hard, non-porous surfaces. [(Equipment and utensils) (Food contact surfaces)] must be thoroughly pre-flushed or pre-scraped and, when necessary, presoaked to remove gross food particles.

1. Turn off refrigeration (Note: Use this direction only if applicable)
2. Unit must be washed with a compatible detergent and rinsed with potable water before sanitizing. (Note: Use this direction only if applicable)
3. Wash and rinse all surfaces thoroughly.
4. Apply a solution of 0.75 to 2 ounce(s) of this product [(in) (per)] 4 gallons of water (or equivalent use dilution) (150-400 ppm active) by mechanical spray device (coarse pump or trigger spray device), direct pouring or by recirculating through the system. [(Allow surface to remain wet) (Surfaces must remain wet)] for at least 1 minute (followed by complete draining).
5. [(Let surfaces drain) (Drain the use-solution from the surface) (Drain thoroughly before reuse) (Thoroughly drain) (Allow sanitized surfaces to adequately drain before contact with food) (liquid)] (and then air dry).
6. [(Do not rinse (before contact with food)) (NO POTABLE WATER RINSE IS ALLOWED) (A potable water rinse is not allowed) (Do not rinse)] (after use as a sanitizer) (after application of the sanitizing solution) (following the use of this product as a sanitizer) (on previously cleaned hard, non-porous surfaces) (provided that the surfaces are adequately drained before contact with food) (liquid) so that little or no residue remains).
7. [(A fresh solution must be prepared) (Prepare a fresh solution)] at least daily or when use solution becomes visibly [(soiled) dirty].
8. Return machine to service.

SANITIZATION OF INTERIOR HARD, NON-POROUS SURFACES OF WATER SOFTENERS AND REVERSE OSMOSIS (RO) UNITS

Water Softeners - Sanitization must occur after initial installation, after the system is serviced and periodically during its use.

1. [Tank must be washed with a compatible detergent and rinsed with potable water before sanitizing] (Unit must be washed with a compatible detergent and rinsed with potable water before sanitizing).
2. Backwash the softener and add 0.75 to 2 ounces of sanitizer per 4 gallons of water (or equivalent use dilution) (150-400 ppm active) to the brine tank well. (The brine tank must have water in it to permit the solution to be carried into the softener.) (NOTE: Standard system capacity is 48 gallons.)
3. Proceed with the normal regeneration or interrupt the cycle after the brining step and let the softener soak for a minimum of 1 minute.
4. Backwash the softener with potable water to make sure all sanitizing solution is thoroughly rinsed from the unit before returning the system to service. Return system to service. Follow the manufacturer's directions for re-installation of new pre-filters, membrane element and post filter.

Reverse Osmosis (RO) Units - Sanitization must occur after initial installation, after the system is serviced and periodically during its use.

1. Turn off RO system, drain storage tank and remove membrane element and pre-filters. Put membrane element in a plastic bag so it remains wet. Do not use this product to sanitize the membrane element. Membrane element must be sterilized separately.
2. Tank must be washed with a compatible detergent and rinsed with potable water before sanitizing.
3. Fill empty pre-filter housing with 0.75 to 2 ounces of sanitizer per 4 gallons of water (or equivalent use dilution) (150-400 ppm active) and turn on raw water. (NOTE: Standard system capacity is 1 to 2 gallons).
4. After holding tank is full, let system stand idle for a minimum of 1 minute. Turn off water. Drain holding tank.
5. Before the system is put back into service, flush system with potable water to assure sanitizing solution is rinsed thoroughly from system. Return units to normal operation. Follow the manufacturer's directions for re-installation of new pre-filters, membrane element and post filter.

SANITIZATION OF INTERIOR HARD, NON-POROUS SURFACES OF ICE MACHINES, WATER COOLERS AND PRESSURE TANKS AND PRESSURE TANKS
 WATER HOLDING TANKS AND PRESSURE TANKS
 MAY 13 2013
 FEDERAL INSECTICIDE, FUNGICIDE, AND RODENTICIDE ACT as amended, for the PESTICIDE CONTROL UNDER FEDERAL REGULATION

Ice Machines - Sanitization must occur after initial installation, after the machine is serviced and periodically during its use.

1. Shut off incoming water line to machine.
2. Unit must be washed with a compatible detergent and rinsed with potable water before sanitizing.
3. Prepare a solution of 0.75 to 2 ounces of sanitizer per 4 gallons of water (or equivalent use dilution) (150-400 ppm active).
4. Circulate solution through machine making sure to wet all hard nonporous surfaces and allow a minimum contact of 1 minute.
5. [Drain thoroughly before reuse] (Thoroughly drain) (Allow sanitized surfaces to adequately drain before contact with (food) (liquid)) (and then air dry).
6. [Do not rinse (before contact with water)] (NO POTABLE WATER RINSE IS ALLOWED) (A potable water rinse is not allowed) (Do not rinse) (after use as a sanitizer) (after application of the sanitizing solution) (following the use of this product as a sanitizer) (on previously cleaned hard, non-porous surfaces) (provided

that the surfaces are adequately drained before contact with (food) (liquid) so that little or no residue remains).

7. Return machine to normal operation.

Water Coolers, Water Holding Tanks and Pressure Tanks - Sanitization must occur after initial installation, after the system is serviced and periodically during its use.

1. Shut off incoming water line.
2. Units (Tanks) must be washed with a compatible detergent and rinsed with potable water before sanitizing.
3. Prepare a solution of 0.75 to 2 ounces of sanitizer per 4 gallons of water (or equivalent use dilution) (150-400 ppm active).
4. Apply or circulate (if possible) solution to wet all hard nonporous surfaces [(and allow) (for)] a minimum contact of 1 minute.
8. [Drain thoroughly before reuse] (Thoroughly drain) (Allow sanitized surfaces to adequately drain before contact with (food) (liquid)) (and then air dry).
5. [Do not rinse (before contact with water)] (NO POTABLE WATER RINSE IS ALLOWED) (A potable water rinse is not allowed) (Do not rinse) (after use as a sanitizer) (after application of the sanitizing solution) (following the use of this product as a sanitizer) (on previously cleaned hard, non-porous surfaces) (provided that the surfaces are adequately drained before contact with (food) (liquid) so that little or no residue remains).
6. Return to service by opening incoming water lines.

BEVERAGE DISPENSING AND SANITARY FILLING EQUIPMENT SANITIZER DIRECTIONS

For sanitizing of hard nonporous bottling or pre-mix dispensing equipment and bottles or cans in the final rinse application. This product is [(to be proportioned into the final rinse water line of the container washer or rinser) (for the exterior application for the filler and closing machine)]. Fill equipment with a solution of 0.75 to 2 ounce(s) of this product per 4 gallons of water (or equivalent use dilution) (150-400 ppm active). [Allow solution to remain in equipment] (Allow surface to remain wet) (Surfaces must remain wet)] for at least 1 minute or until operations resume at which time the sanitizing solution must be drained from the system) (To ensure the removal of flavors during changeover between products, the system must be cleaned, rinsed and flushed with the sanitizing solution for at least 1 minute). [(Drain the use-solution from the surface) (Drain thoroughly before reuse) (Thoroughly drain (all sanitized) articles) (Allow sanitized surfaces to adequately drain before contact with liquid) (and then air dry)]. [Do not rinse (before contact with liquid)] (NO POTABLE WATER RINSE IS ALLOWED) (A potable water rinse is not allowed) (Do not rinse) (after use as a sanitizer) (after application of the sanitizing solution) (following the use of this product as a sanitizer) (on previously cleaned hard, non-porous surfaces) (provided that the surfaces are adequately drained before contact with liquid so that little or no residue remains)). For mechanical application, use solution must not be reused for sanitizing applications

STORAGE TANK SANITIZER DIRECTIONS

For sanitizing hard nonporous beer fermentation and holding tanks, wine, citrus and food processing storage and holding tanks. Prepare a solution of 0.75 to 2 ounce(s) of this product per 4 gallons of water (or equivalent use dilution) (150-400 ppm active) for mechanical or automated systems. Follow manufacturers' directions for use for application equipment. Allow surfaces to remain wet for at least 1 minute. [(Drain thoroughly before reuse) (Thoroughly drain (all sanitized) articles and then air dry) (Allow sanitized surfaces to adequately drain before contact with food)]. [(Do not rinse (before contact with food)] (NO POTABLE WATER RINSE IS ALLOWED) (A potable water rinse is not allowed) (Do not rinse) (after use as a sanitizer) (after application of the sanitizing solution) (following the use of this product as a sanitizer) (on previously

cleaned hard, non-porous surfaces) provided that the surfaces are adequately drained before contact with food so that little or no residue remains). For mechanical operations or automated systems, the used sanitizing solution must not be reused for sanitizing, but can be reused for other purposes such as cleaning.

SANITIZING EGG SHELLS INTENDED FOR FOOD DIRECTIONS

To sanitize previously cleaned food-grade eggs in shell egg and egg product processing plants, spray with a solution of 0.75 to 1 ounce of this product per 4 gallons of warm water (or equivalent use dilution) (150-200 ppm active). The solution must be warmer than the eggs, but not to exceed 130°F. Wet eggs thoroughly and allow solution to drain. Eggs sanitized with this product must be subjected to a potable water rinse only if they are to be broken immediately for use in the manufacture of egg products. Eggs must be reasonably dry before casing or breaking. [(Do not reuse the solution for sanitizing eggs) (The solution must not be re-used for sanitizing eggs)].

Note: Only clean, whole eggs can be sanitized. Dirty, cracked or punctured eggs cannot be sanitized.

FOR TREATMENT OF (MEAT AND POULTRY OR FRUIT AND VEGETABLE) (CONVEYOR(S)) (BELTS): To sanitize the [(conveyor) (belt) (equipment) (line)], apply this product at a 150-400 ppm active level (0.75 to 2 ounce(s) of this product per 4 gallons) (or equivalent use dilution) to conveyors with suitable feeding equipment. Do not allow this solution to be sprayed directly on food. Controlled volumes of sanitizer are applied to return portion of conveyor through nozzles so located as to permit maximum drainage of sanitizer from equipment and to prevent puddles on top of belt. During interruptions in operation, apply solution using coarse spray equipment to peelers, collators, slicers and saws, and other nonporous conveyor equipment. Allow surfaces to remain wet for at least 1 minute. Conveyor equipment must be free of product when applying this coarse spray.

GLOVE DIP SANITIZER DIRECTIONS: To prevent cross contamination from area to area in animal areas and the packaging and storage areas of food plants, dip pre-washed (plastic, latex or other synthetic rubber) non-porous gloved hands into a suitable clean container that contains enough freshly made sanitizing solution to cover the gloved area for at least 1 minute. Make up the sanitizing solution by adding 0.19 - ½ ounce of this product per 1 gallon of water (or equivalent use dilution) (150-400 ppm active). [(Dip) (Soak)] in solution for 1 minute. [(NO POTABLE WATER RINSE IS ALLOWED) (DO NOT RINSE)] Change the sanitizing solution in the bath at least daily or when solution appears visibly [(soiled) (dirty)]. Do not let sanitizing solution come into contact with exposed skin.

GLOVE SPRAY SANITIZER DIRECTIONS: Gloves must be sanitized before wearing. To prevent cross contamination from area to area in animal areas and the packaging and storage areas of food plants, spray pre-washed (plastic, latex or other synthetic rubber) gloves with enough freshly made sanitizing solution to cover the gloves. Do not let sanitizing solution come into contact with the exposed skin. Make up the sanitizing solution by adding 0.19 - ½ ounce of this product per 1 gallon of water (or equivalent use dilution) (150-400 ppm active). Apply use solution prior to [(usage) (wearing)] using a coarse spray device, completely covering all exposed surfaces with use solution. After applying solution, allow gloves to air dry for at least 1 minute. Let air dry thoroughly before wearing gloves. NO POTABLE-WATER RINSE IS ALLOWED.

ANIMAL PREMISES
TERRARIUM AND SMALL ANIMAL CAGE AND CAGE FURNITURE DISINFECTION:
Animals frequently defecate on hot rocks and other hard surfaces. This product is used to disinfect these surfaces. It is used on hot rocks and driftwood not allowed in CA. EPA Reg. No. 1032

(environmental) cage furniture items inside your terrarium. This can result in high bacteria and ammonia levels that can lead to possible infection/disease in your animals. When used regularly this product can eliminate these high bacterial/ammonia levels in your cage and on your cage furniture items. (Use on rocks and driftwood not allowed in CA.)

1. Remove all animals.
2. Thoroughly clean all surfaces and objects (hot rocks, caves, cage furniture, feeding and watering dishes, and appliances) including the substrate in the terrarium or cage with soap or detergent and rinse with water.
3. Saturate all hard nonporous surfaces (such as floors, walls, cages and other washable hard, non-porous (environmental) (inanimate) surfaces) with the disinfecting and virucidal* solution of 3 ounces of this product per 5 gallons of water (or equivalent use dilution) (450 ppm active) so as to wet thoroughly.
4. Apply by cloth, mop, brush, sponge, auto scrubber or mechanical spray device ((hand pump) coarse pump or trigger spray device) or by immersion. For spray applications, spray 6-8 inches from surface. Do not breathe spray. Rub with brush, cloth, or sponge. For smaller surfaces, use a trigger spray bottle to spray all surfaces with solution.
5. Allow surfaces to remain wet for a period of 10 minutes.
6. Saturate gravel as above and let stand for 10 minutes. Place in bucket of clean water and swirl for 15-30 seconds. Thoroughly air dry before returning to terrarium.
7. Thoroughly scrub all treated surfaces (except gravel) with soap or detergent and rinse with potable water before reuse.
8. Do not return animals to the habitat until it is dry and ventilated.
9. Clean terrarium at least once weekly or more as needed. Change cloth, sponge or towels frequently to avoid redeposition of soil.
10. [(Change the solution in the bath) (A fresh solution must be prepared) (Prepare a fresh solution)] at least daily or [(more often if use solution) (when use solution)] becomes visibly [(soiled) (dirty)].

Note: Substrates for desert terrariums (i.e. gravel) must be completely dry before returning to terrarium to avoid high humidity levels. Always replace substrate if a foul odor persists. Do not apply this product directly onto the small animal. If this product comes into contact with the small animal's skin, then immediately wash the material off of the animal with lukewarm water. If the small animal ingests this product, contact your veterinarian immediately.

REPTILE TANK CLEANING AND DISINFECTION DIRECTIONS: Remove all reptiles from the [(enclosure) (tank)] prior to cleaning and disinfecting. Remove all litter/droppings from surfaces. Empty all equipment used for feeding or watering reptiles. Thoroughly clean all surfaces with soap or detergent and rinse with water. [(Saturate with) (Use) (Apply)] disinfecting and virucidal* solution of 3 ounces of this product per 5 gallons of water (or equivalent dilution) (450 ppm active) (to hard nonporous surfaces (of the enclosure) (tank)). Apply by cloth, mop, brush, sponge, auto scrubber or mechanical spray device ((hand pump) coarse pump or trigger spray device) or by immersion until thoroughly wet. For spray applications, spray 6-8 inches from surface. Do not breathe spray. Allow surfaces to remain wet for 10 minutes. Wipe dry (with a paper towel). Rinse all surfaces that come in contact with food with potable water before reuse. Allow the enclosure (tank) to ventilate for a minimum of 10-15 minutes before replacing the reptiles. Change cloth, sponge or towels frequently to avoid redeposition of soil. [(Change the solution in the bath) (A fresh solution must be prepared) (Prepare a fresh solution)] at least daily or [(more often if use solution) (when use solution)] becomes visibly [(soiled) (dirty)].

Note: Do not apply this product directly onto the reptile. If this product comes into contact with the reptile's skin, then immediately wash the material off of the animal with

17 728

coarse pump or trigger spray device). Repeat and allow solution to stand for 10 minutes and flush. Change cloth, sponge or towels frequently to avoid redeposition of soil.

FOR HEAVY DUTY CLEANING: Preclean heavily soiled areas. Empty toilet bowl or urinal and apply 1.2 ounces of this product to exposed surfaces including under the rim with a brush, cloth, mop, sponge, auto scrubber or mechanical spray device ((hand pump) coarse pump or trigger spray device). Allow solution to soak to aid in soil removal. For sprayer application, spray 6-8 inches from surface. Brush or swab thoroughly and allow solution to stand for 10 minutes and flush. Change cloth, sponge or towels frequently to avoid redeposition of soil.

USE SOLUTION INSTRUCTIONS

PREPARATION OF USE SOLUTION: Mix [(0.60 oz.) ((a) (one)) (0.60-) ounce packet) of this product [(to) (with)] 1 gallon of water] ((a) (one) 3-oz. packet of this product [(to) (with)] 5 gallons of water)] (or equivalent use dilution).

FROM USE SOLUTION: Preclean surface. Empty water out of toilet bowl or urinal and apply ½ to 1 ounce use solution to exposed surfaces, including under the rim with a brush, cloth, mop, sponge, auto scrubber or mechanical spray device ((hand pump) coarse pump or trigger spray device). For spray applications, spray 6-8 inches from surface. Do not breathe spray. Allow solution to stand for 10 minutes and flush. Swab all areas after spraying. Refill toilet bowl or urinal with water. Change cloth, sponge or towels frequently to avoid redeposition of soil. [(Change the solution) (A fresh solution must be prepared) (Prepare a fresh solution)] at least daily or [(more often if use solution) (when use solution)] becomes visibly [(soiled) (dirty)].

DEEP CLEANING/DISINFECTING [(WATERFREE) (WATERLESS)] URINALS: Preliminary cleaning is required for heavily soiled surfaces. Remove and properly dispose of cartridge according to manufacturer's directions. Deep clean or disinfect the entire urinal by applying ½ to 1 ounce of use solution directly onto surface. [(Brush) (Scrub)] surfaces and let solution stand for 10 minutes. Dry surface with a soft cloth. Do not pour excess or soiled water down waterless urinal trap. [(A fresh solution must be prepared) (Prepare a fresh solution)] at least daily or [(more often if use solution) (when use solution)] becomes visibly [(soiled) (dirty)].

GENERAL CLEANING TOILET BOWL: [(Apply) (Open cap) (Squeeze gently, directing)] ½ to 1 oz of bowl cleaner under the rim and on sides of bowl (inside only). Brush, clean and flush toilet. (Close cap). Rinse brush with clean water.

TO CLEAN WATERFREE (WATERLESS) URINALS: Remove any debris from the bowl. Spray ½ - 1 oz. of use solution onto urinal surface. DO NOT spray product directly onto cartridge. Wipe surface to clean. Change cartridge as needed.

OTHER INSTRUCTIONS

FOR USE TO CLEAN AND DISINFECT SHOWER ROOMS, LOCKER ROOMS AND OTHER LARGE, OPEN AREAS WITH FLOOR DRAINS:

1. Preclean heavily soiled areas.
2. Apply use solution of 3 ounces of this product per 5 gallons of water (450 ppm active) (or equivalent use dilution) to floors, walls and ceilings making sure not to over spray. To disinfect, all hard nonporous surfaces must remain wet for 10 minutes.
Special instructions for foam guns: Pour concentrate into foam gun bottle and attach bottle to spray nozzle and ensure gun is attached to hose. **Read the foam gun instructions for more information. Make sure setting is set to foam.** Once in place, squeeze the handle to disperse foam solution. (Foam guns not for use in California.)
Under the Federal Insecticide, Fungicide, and Herbicide Act as amended, for the pesticide registered under EPA Reg. No. 0324-117
3. Scrub using a deck brush or other coarse material as necessary.
4. Rinse surfaces thoroughly and let air dry.

5. [(Change the solution) (A fresh solution must be prepared) (Prepare a fresh solution)] at least daily or [(more often if use solution) (when use solution)] becomes visibly [(soiled) (dirty)].

MOLD & MILDEW

HUMIDIFIER BACTERIALGAE TREATMENT (Not for use in CA): Formulated for use in portable (evaporative) humidifiers. Thoroughly clean the hard non-porous surfaces of the water tank and filters before each heating season, or sooner if necessary. For every gallon of water in the humidifier tank, add 0.20 ounce of this product (or equivalent use dilution). When you refill the tank, add 0.20 ounces of this product for every gallon of water added in the tank (or equivalent use dilution). [(Rinse) (Wipe up excess liquid (with a paper towel))] (Allow to air dry).

Not for use in heat vaporizing or atomizing type vaporizer humidifiers.

DEODORIZATION/CLEANING

(Note to reviewer: Use as a deodorizer is not allowed in CA)

FOR USE AS A (GENERAL) CLEANER AND/OR DEODORIZER: Apply use solution of 1.75 ounces of this product per 5 gallons of water to surfaces. [(Rinse) (Wipe up excess liquid (with a paper towel))] (and) (or) (Allow to air dry)]. For heavy-duty use, [(add) (mix) (apply)] 4 ounces of this product per 5 gallons to clean hard, non-porous surfaces.

GENERAL DEODORIZATION: To deodorize, [(add) (mix) (apply)] 1.75 ounces of this product [(to) (with) (per)] 5 gallons of water. [(Rinse) (Excess liquid material must be wiped up) (Wipe up excess liquid (with a paper towel))] (and) (or) (Allow to air dry)].

FOR DEODORIZING SEPTIC STORAGE TANKS: Preclean heavily soiled areas. When tanks are empty, pour 1.75 oz. of this product for every 5 gallons of water in tank on recreational vehicles, campers and boats to control odors. As tank fills with sewage and the vehicle is moving, this solution will mix and provide an adequate deodorizing solution for this use. This product is to be used on gray and black water tanks only. Check with local, state, or federal authorities before disposing of sewage in accordance to federal, state and local regulations for waste disposal.

RV HOLDING TANKS/RECREATIONAL VEHICLES: For toilet waste and holding tanks, cover bottom of holding tank with water and add 1.75 to 3 ounces of this product [(to) (with) (per)] 5 gallons of water to deodorize. If odors return before time to empty, [(add) (mix) (apply)] 1.75 to 3 ounces per 5 gallons of water to the tank. For kitchen waste, [(add) (mix) (apply)] 1.75 to 3 ounces per 5 gallons of water to gray water as needed to control malodors created by dirty dishwasher.

AUTOMOTIVE USES: A solution of 1.75 ounces of this product [(to) (with) (per)] 5 gallons of water will effectively neutralize (damp musty) odors. Spray or apply onto seats, carpets, headliner and ashtray or into trunk and all vents to eliminate odors from tobacco, food, beverage spills and musty carpet. For sprayer applications, use a coarse spray device. [(Wipe up excess liquid (with a paper towel))] (and) (or) (Allow to air dry)].

AIR FRESHENER: A solution of 1.75 ounces of this product [(to) (with) (per)] 5 gallons of water will effectively neutralize (damp musty) odors caused by mildew in storage areas, basements, closets, bathrooms and A/C filters. Spray to eliminate odors from tobacco, food, beverage spills and musty carpet. For sprayer applications, use a coarse spray device. [(Wipe up excess liquid (with a paper towel))] (and) (or) (Allow surface to air dry)].

WATERBED CONDITIONER: When used as a waterbed conditioner, this product eliminates the odor. If bed has not been treated properly, drain bed completely. Add 15

19 728

gallons of water, mix vigorously, drain bed again. Fill bed with water and follow dosage directions.

Dosage: To eliminate the odor, add 4 ounces of this product in a [(waveless/fiber) (free flow)] waterbed of 90 to 180 gallon capacity. Repeat application every 4 to 6 months.

GLASS CLEANING/DEODORIZING DIRECTIONS: Use a 1.75-ounce of this product per 5 gallons of water use solution to clean and deodorize windows, mirrors, and glass surfaces. Use a coarse spray device. For spray applications, spray 6-8 inches from surface. Do not breathe spray. Rub with sponge or cloth. Change cloth, sponge or towels frequently to avoid redeposition of soil.

SEWER BACKUP & RIVER FLOODING: To use as a deodorizer, dilute 1.1 to 2.2 ounces of this product per 1 gallon of water allowing for the diluting effect of absorbed water within saturated materials. Remove gross filth or heavy soil along with non-salvageable materials. Saturate all affective areas with a mechanical spray device (coarse pump or trigger spray device) before and after cleaning and extraction. For spray applications, spray 6-8 inches from surface. Do not breathe spray. Use proper ventilation; open windows.

CARPETS, CARPET CUSHIONS, UPHOLSTERY, DRAPES AND OTHER POROUS MATERIALS, SUB FLOORS, DRYWALL, TRIM AND FRAME LUMBER, TACKLESS STRIP AND PANELING: To use as a deodorizer against water damage, extract the excess water. Test hidden area for colorfastness. Dilute 1.1 to 2.2 ounces of this product per 1 gallon of water, allowing for the diluting effect of absorbed water within saturated materials. Remove gross filth or heavy soil. Apply directly with a mechanical spray device (coarse pump or trigger spray device) to fully saturate affected materials. For spray applications, spray 6-8 inches from surface. Do not breathe spray. Roll, brush or agitate into materials. Follow with a thorough extraction. Dry rapidly and thoroughly.

SMOKE DAMAGE RESTORATION: Effective for home, institutional, industrial and hospital use against odors caused by smoke damage. This product is particularly suitable for use in smoke damage restoration situations. Saturate affected materials with enough product to remain wet for at least 10 minutes. Use proper ventilation.

WATER and SMOKE DAMAGE RESTORATION: Effective against odor caused by smoke and water damage for home, institutional, industrial and hospital use. This product is particularly suitable for use in water damage restoration situations. Saturate affected materials with enough product to remain wet for at least 10 minutes. Use proper ventilation.

SPECIAL INSTRUCTIONS FOR CLEANING CARPETS: This product can be used to deodorize carpets in industrial, institutional, commercial and residential areas such as homes, motel & hotel chains, nursing homes, schools and hospitals. For use on wet cleanable synthetic fibers. Do not use on wool. Vacuum carpet thoroughly prior to cleaning. Test fabric for color fastness.

For Portable Extraction Units: Mix 1.1 ounces of this product per 1 gallon of water (or equivalent use dilution).

For Truck Mounted Extraction Machines: Mix 1.1 ounces of this product per 1 gallon of water (or equivalent use dilution) and meter at 5 gallons per hour.

For Rotary Floor Machines: Mix 1.1 ounces of this product per 1 gallon of water (or equivalent use dilution) and apply at the rate of 300-500 sq. ft. per 1 gallon of water (or equivalent use dilution). Follow the cleaning procedures specified by the manufacturer of the cleaning equipment. After using this product, protect the carpet pile and protect the carpet from furniture legs and bases.

over wet. If applied to stain resistant nylon carpet, apply a fabric protector according to the carpet manufacturer's directions.

CARPET [(CLEANING) (DEODORIZATION)] FOR HOME, INSTITUTIONAL, INDUSTRIAL AND HOSPITAL USE

This product [(cleans) (and deodorizes)] the carpet. It can be used in industrial, institutional, commercial and residential areas such as homes, motels, hotel chains, nursing homes and hospitals.

Vacuum carpet thoroughly prior to application. Mix 1.1 ounces of this product per 1 gallon of water (or equivalent use dilution). Follow the injection and/or extraction procedures as specified for any conventional steamcleaning equipment you are using. For rotary floor machines, mix 1.1 ounces of this product per 1 gallon of water and spray on carpet at a rate of 300-500 sq. ft. per 1 gallon.

[(For use) (Use this product)] on washable synthetic fibers. Do not use on wool. Test color fastness of carpet before use. Apply diluted product to a small concealed spot, then rub with a clean white cloth. If color changes or transfers to the cloth, a water-based product must not be used.

After using the product, set carpet pile in one direction with a stiff brush. Plaid aluminum foil under the legs of furniture while carpet is drying. Over-wetting can cause carpet to shrink. Manufacturer assumes no responsibility for over-wetting misuse.

Note: This product must not be mixed with other cleaning products.

CLEANSING OF BODY SURFACES AND BODY ORIFICES OF HUMAN REMAINS: To cleanse away skin secretions and accompanying malodor, to ensure the removal of all soil and bloodstains, and to remove and reduce surface contamination, apply [(1.75 ounces) ((a) (one)) 1.75-ounce packet] of this product [(to) (with)] 5 gallons of water to the surfaces and body openings, natural or artificial. Bathe the entire body using sponge or washcloth. A soft brush may be employed on surfaces other than the face. Allow a 10-minute contact time for optimal results. [(Fresh solution must be prepared) (Prepare fresh solution)] for each [(cadaver) (remains)] at least daily or [(more often if) (when)] use solution becomes visibly [(dirty) (soiled)].

FOR USE ON FINISHED FLOORS: To limit gloss reduction, use [(1.75 ounces) ((a) (one)) 1.75-ounce packet] of this product [(to) (with)] 5 gallons of water. Apply with a damp mop or auto scrubber. Allow surface to air dry.

OTHER USES

DISINFECTION/MIRUCIDE* OF HARD, NON-POROUS SURFACES IN WHIRLPOOL UNITS: After using the whirlpool unit, drain and refill with fresh water to just cover the intake valve. [(Add) (Mix) (Apply)] [(3 ounces) ((a) (one)) 3-ounce packet] of this product [(to) (with) (per)] 5 gallons of water (or equivalent use dilution) (450 ppm active). Briefly start the pump to circulate the solution. Turn off the pump. Wash down the unit sides; seat of the chair lift and (any) (all) other related equipment with a clean swab, brush or sponge. Treated surfaces must remain wet for 10 minutes. After the unit has been thoroughly disinfected, drain the solution from the unit and rinse (any) (all) cleaned surfaces with fresh water. Repeat for heavily soiled units. [(Change the solution) (A fresh solution must be prepared) (Prepare a fresh solution)] at least daily or [(more often if use solution) (when use solution)] becomes visibly [(soiled) (dirty)].

FOR DISINFECTING BAGLESS VACUUM CLEANERS: [(Add) (Mix) (Apply)] [(1.75 ounces) ((a) (one)) 1.75-ounce packet] of this product [(to) (with) (per)] 5 gallons of water (or equivalent use dilution). Turn off and unplug vacuum cleaner. Remove the head, non-porous container that houses collected material from the vacuum cleaner. Empty contents into a waste receptacle. Rinse collection container with water and wipe

ACCEPTED
MAY 13 2003
The following procedures are to be used for the identification of the pesticide registered under EPA Reg. No. 10324-117

clean to remove any additional collected material. Apply solution to collection container with a brush, cloth, sponge or mechanical spray device (hand pump) coarse pump or trigger spray device) so as to wet all surfaces thoroughly. For sprayer applications, spray 6-8 inches from surface. Allow surfaces to remain wet for 10 minutes. [(Wipe up excess liquid (with a paper towel)) (and) (or) (Allow to air dry)]. Reattach container to vacuum cleaner. Change cloth, sponge or towels frequently to avoid redeposition of soil. [(Change the solution) (A fresh solution must be prepared) (Prepare a fresh solution)] at least daily or [(more often if use solution) (when use solution)] becomes visibly [(soiled) (dirty)].

FOR DISINFECTING NON-POROUS VACUUM CLEANER BRUSHES: Add [(1.75 ounces) ((a) (one)) 1.75-ounce packet] of this product to 5 gallons of water (260 ppm active) (or equivalent use dilution). Turn off and unplug vacuum cleaner. Remove the non-porous brushes from vacuum cleaner. Submerge brush in solution so as to wet all surfaces thoroughly. Allow surfaces to remain wet for 10 minutes. [(Wipe up excess liquid (with a paper towel)) (and) (or) (Allow to air dry)]. Reattach brushes to vacuum cleaner. [(Change the solution) (A fresh solution must be prepared) (Prepare a fresh solution)] at least daily or [(more often if use solution) (when use solution)] becomes visibly [(soiled) (dirty)].

COMMERCIAL FLORIST USE DIRECTIONS: To clean, disinfect and deodorize hard non-porous surfaces in one step, prepare use solution by [(adding) (mixing)] [(1.75 ounces) ((a) (one)) 1.75-ounce packet] of this product [(to) (with)] 5 gallons of water (or equivalent use dilution). For heavy-duty use, [(add) (mix)] 4 ounces of this product per 5 gallons of water (or equivalent use dilution). For heavily soiled areas, a preliminary cleaning is required. Remove all leaves, petals, garbage and refuse. Pre-clean surfaces using pressurized water where possible. Apply use solution to hard non-porous surfaces, thoroughly wetting surfaces as required, with a cloth, mop, brush, sponge, auto scrubber or mechanical spray device ((hand pump) coarse pump or trigger spray device). For sprayer applications, spray 6-8 inches from surface. Rub with brush, sponge, mop or cloth. Do not breathe spray. Treated surfaces must remain wet for 10 minutes. [(Wipe up excess liquid (with a paper towel)) (and) (or) (Allow to air dry)]. Change cloth, sponge or towels frequently to avoid redeposition of soil. [(Change the solution) (A fresh solution must be prepared) (Prepare a fresh solution)] at least daily or [(more often if use solution) (when use solution)] becomes visibly [(soiled) (dirty)].

WORK AREAS AND BENCHES, POTS, FLATS AND FLOWER BUCKETS, CUTTING TOOLS: [(Spray or swab hard nonporous working surfaces) (Soak cutting edge of tool)] with a solution of [(1.75 ounces) ((a) (one)) 1.75-ounce packet] of this product [(to) (with)] 5 gallons of water (or equivalent use dilution) before each work period and again after each plant is completed (to help control transfer of diseases such as *Botrytis*, crown rot, downy mildew, *Erwinia* and root rot). Allow surface to remain wet for 10 minutes. To apply solution as a sprayer application, use as a coarse spray only and spray 6-8 inches from surface. [(Wipe up excess liquid (with a paper towel)) (and) (or) (Allow to air dry)]. Change cloth, sponge or towels frequently to avoid redeposition of soil. [(Change the solution in the bath) (A fresh solution must be prepared) (Prepare a fresh solution)] at least daily or [(more often if use solution) (when use solution)] becomes visibly [(soiled) (dirty)]. (Dry and oil tools at the end of each workday.)

DIRECTIONS FOR HOUSEHOLD USE
KITCHEN/BATHROOM/HOUSEHOLD CLEANING: Apply [(1.75 ounces) ((a) (one)) 1.75-ounce packet] of this product [(to) (with)] 5 gallons of water (or equivalent use dilution) use solution with a brush, cloth, sponge, mop, auto-scrubber or trigger spray device ((hand pump) coarse pump or trigger spray device) directly on the surface to be cleaned. [(Change the solution) (A fresh solution must be prepared) (Prepare a fresh solution)] at least daily or [(more often if use solution) (when use solution)] becomes visibly [(soiled) (dirty)]. One-half gallon of use solution will treat 200-300 sq ft of surface. User must wear protective eyewear as directed on the label. This product will treat 200-300 sq ft of surface. User must wear protective eyewear as directed on the label.

non-porous surfaces. For spray applications, hold container 6 inches to 8 inches from surface and spray until thoroughly wet. [(Rinse) (Wipe the soiled area clean) (Wipe up excess liquid (with a paper towel)) (and) (or) (Allow to air dry)]. Change cloth, sponge or towels frequently to avoid redeposition of soil. This product is not to be used to clean or disinfect dishware, glasses or eating utensils.

DISINFECT/DEODORIZE: Apply [(**3 ounces) (1.75 ounces) ((a) (one)) (1.75-ounce) (**3-ounce) packet)] of this product [(to) (with)] 5 gallons of water (or equivalent use dilution) with brush, cloth, sponge, mop, auto scrubber or mechanical spray device ((hand pump) coarse pump or trigger spray device). For spray applications, hold container 6 inches to 8 inches from surface and spray until thoroughly wet. For heavily disinfection, treated surfaces must remain wet for 10 minutes before wiping. For pre-cleaning, treated surfaces must remain wet for 10 minutes before wiping. The pre-cleaning step must be done according to the instructions under Kitchen/Bathroom/Household Cleaning directions for use. [(Rinse with potable water after use on surfaces that come in contact with food) (Wipe up excess liquid (with a paper towel)) (and) (or) (Allow to air dry)]. Change cloth, sponge or towels frequently to avoid redeposition of soil. [(Change the solution) (A fresh solution must be prepared) (Prepare a fresh solution)] at least daily or [(more often if use solution) (when use solution)] becomes visibly [(soiled) (dirty)].

SANITIZER DIRECTIONS FOR NON-FOOD CONTACT SURFACES
SANITIZATION OF HARD, NON-POROUS SURFACES IN WHIRLPOOL UNITS: To remove body oils, dead tissue, soil and all other buildups or organic matter on surfaces after using the whirlpool unit, drain and refill with fresh water to just cover the intake valve. [(Add) (Mix) (Apply)] 0.25 ounce of this product per 1 gallon of water (or equivalent use dilution) (200 ppm active) at this point. Briefly start the pump to circulate the solution. Turn off the pump. Wash down the unit sides, seat of the chair lift and (any) other related equipment with a clean swab, brush or sponge. Treated surfaces must remain wet for 3 minutes. After the unit has been thoroughly sanitized, drain the solution from the unit and rinse (any) (all) cleaned surfaces with fresh water. Repeat for heavily soiled units. [(Change the solution) (A fresh solution must be prepared) (Prepare a fresh solution)] at least daily or [(more often if use solution) (when use solution)] becomes visibly [(soiled) (dirty)]. The unit is ready for reuse.

SANITIZATION OF EXTERIOR HOUSEHOLD SURFACES DIRECTIONS
Preparation of Use Solution: [(Add) (Mix) (Apply)] 0.25 ounces of this product per 1 gallon of water (200 ppm active) (or equivalent use dilution) to sanitize hard, non-porous exterior surfaces such as vinyl, plastic, sealed concrete, painted or sealed woodwork and sealed stucco. Surfaces to be treated include house siding, decks, patios, walkways and driveways.

Application: Pre-clean heavily soiled areas. Apply solution with a brush, mop, cloth, sponge, auto scrubber, mechanical spray device (hand pump) coarse pump or trigger spray device, or with a low-pressure (less than 60 psi) airless sprayer so as to wet all surfaces thoroughly. Treated surfaces must remain wet for 3 minutes. For sprayer applications, spray 6 inches to 8 inches from surface. Treated surfaces must remain wet for 1 minute. Wearing suitable respiratory protective equipment and protective eyewear for 1 minute. Exposure to spray, pressure wash surfaces to thoroughly clean all treated areas using a high-pressure spray. Do not breathe spray. Change cloth, sponge or towels frequently to avoid redeposition of soil. [(Change the solution) (A fresh solution must be prepared) (Prepare a fresh solution)] at least daily or [(more often if use solution) (when use solution)] becomes visibly [(soiled) (dirty)]. One-half gallon of use solution will treat 200-300 sq ft of surface. User must wear protective eyewear as directed on the label. This product will treat 200-300 sq ft of surface. User must wear protective eyewear as directed on the label.

ACCEPTED FOR REGISTRATION
MAY 1983
EPA Reg. No. 634-117

CITRUS CANKER CONTROL (Not Applicable in CA): For prevention of Citrus Canker Disease through treatment of equipment. Effective against *Xanthomonas axonopodis* pv. *citri* (Citrus Canker) at 2000 ppm active. Treat all trucks, vehicles, and equipment thoroughly at a dilution rate of 2.5 ounces of this product per 1 gallon of water (2000 ppm active). Treatment is for use on trucks, attached trailers, field harvesting equipment; including cargo area, wheels, tires, under carriage, hood, roof, fenders and any other part of transportation equipment that can be taken into infested areas. To prevent the spread of Citrus Canker by this artificial means of transportation, treatments are made by trigger spraying, dipping or brushing, using maximum rate 2000 ppm/quat. For sprayer applications, use a coarse spray device. After use, all surfaces which come in contact with food or crop must be rinsed with potable water. Clothing must be either thoroughly rinsed or laundered before reuse. Footwear must be rinsed before reuse. (A fresh solution must be prepared) (Prepare a fresh solution) at least daily or when use solution becomes visibly (diluted) (soiled) (dirty).

LAUNDRY

COMMERCIAL AND INSTITUTIONAL LAUNDRY USE
For residual bacteriostatic activity against gram negative and/or gram positive odor-causing bacteria and/or residual self-sanitizing activity against *Klebsiella pneumoniae* and *Staphylococcus aureus*, use this product as directed.

Initial Treatment: Use 10 ounces of this product per 100 pounds of fabric (dry weight) (or equivalent use dilution). Dilute the appropriate amount of this product in one to two gallons of water then add solution to the wash wheel at the beginning of the final rinse cycle. A minimum rinse cycle time of 5 minutes is required.

Repeat Treatment: Follow Initial Treatment directions and re-treat fabric after each washing (or if odor persists).

LAUNDRY BACTERIOSTAT FOR COMMERCIAL, INDUSTRIAL, AND NON-MEDICAL INSTITUTIONAL LAUNDRY APPLICATIONS: This product provides the fabric with residual bacteriostatic activity against odor causing gram-negative and gram-positive bacteria when added to the final rinse at a rate of 10 ounces of this product per 100 lbs. of dry laundry. This product was evaluated against:

- Corynebacterium ammoniagenes* (ATCC 6872)
- Klebsiella pneumoniae* (ATCC 4352)
- Staphylococcus aureus* (ATCC 6538)

LAUNDRY DEODORIZER (AGAINST ODOR CAUSING BACTERIA): Use 4 ounces of this product per 100 pounds of dry weight fabric. Dilute the appropriate amount of this product in one to two gallons of water, then add to the washwheel in the treat fabric after each washing. For activity against odor causing bacteria, high relative humidity or wet contamination are required. Laundered fabric is also to be treated by soaking.

PRESERVATION AGAINST MILDEW BY SOAKING: Use 10 ounces of this product per 100 pounds of fabric (dry weight). A minimum soaking time of 5 minutes is required.

LAUNDRY SANITIZER
When added at the rate of 1 oz of this product per 1 gallon water (to yield 780ppm active) (12 ounces of this product per 100 lbs. of dry laundry) (or equivalent use dilution) (780 ppm active), this formulation provides sanitization against *Staphylococcus aureus*, *Klebsiella pneumoniae*, *Pseudomonas aeruginosa*, and Methicillin-resistant *Staphylococcus aureus* (MRSA) and is effective against HIV. This product is effective in rinse water up to 200ppm hard water.

KILLS HIV-1 ON LAUNDRY IN COMMERCIAL, INDUSTRIAL AND INSTITUTIONAL APPLICATIONS. [This product] (Product name) provides virucidal* activity against

HIV-1 on fabrics when presoaked with a 10-minute contact time followed by normal washing in detergent and rinsing at a rate of 12 ounces of this product per 100 lbs. of dry laundry in water hardness of 400 ppm.

LAUNDRY SANITIZING DIRECTIONS FOR USE: For sanitizing step, fill washer to low water level with minimum temperature water of 95°F. Using an appropriate (company name) dispenser, inject this product into the sanitizing rinse step at the rate of 1 oz of this product per 1 gallon water (to yield 780 ppm active) (11.75 ounces of this product per 100 lbs. of dry laundry) (780 ppm active) (or equivalent use dilution). Treat the laundry for a minimum of 5 minutes at a minimum temperature of 95°F. Other laundry additives, such as fabric softeners, laundry soaps, starch and sizing must be used per manufacturer's instructions in subsequent rinse cycles after the sanitizing rinse cycle.

(OR)
This product is used in the final, warm rinse cycle at a low water level. Dilute the appropriate amount (1 ounce of this product per 1 gallon of water) (12 ounces of this product per 100 lbs. of dry laundry) (780 ppm active) (or equivalent use dilution); then add to the wash in the final rinse, or dispense directly through automatic dispensing equipment. Run for a minimum of 5 minutes. Retreat as necessary. This product will not harm fabrics. **DO NOT USE IN THE PRESENCE OF, OR MIX WITH OTHER CHEMICALS.**

FOR USE IN CONSUMER OR HOUSEHOLD TYPE WASHING MACHINES: Use the chart below to determine the equivalent use dilution per wash load for use as a Laundry Sanitizer in consumer or household type washing machines. This is based on 12 oz. of this product per 100 lbs of dry laundry.

Washer Capacity (lbs/dry laundry)	Ounces (per wash load)
5 or less	1
6 - 10	2
11 - 20	3

FOR USE IN SMALL COMMERCIAL WASHING MACHINES: Use the chart below to determine the equivalent use dilution per wash load for use as a Laundry Sanitizer in small commercial washing machines. This is based on 12 oz. of this product per 100 lbs of dry laundry.

Washer Capacity (lbs/dry laundry)	Ounces (per wash load)
25	4
50	8
75	12

WATER TREATMENT DIRECTIONS FOR USE

(Note to reviewer: The following three statements are marketing statements for Water Treatment Use only and are not required on the label.)

To control algae and bacterial slimes, use this water treatment microbiocide as directed. This product aids in the control of bacterial, fungal and algal slimes in evaporative condensers, heat exchange water systems, industrial and commercial cooling towers. For thermal processing/pasteurizing operations within farms, soft drink and food canning plants to reduce the number of living algae, bacteria and fungi. Do not use in any system which may come in contact with food.

(Note to reviewer: The first two statements of this section must appear on every label with any of the following Water Treatment Directions for Use.)

ACCEPTED FOR THE MARKET
MAY 13 1993
Fungicide and disinfectant for the water treatment market. Register number 3324-117

Do not use water containing residues from use of this product to irrigate crops for food or feed.

Use of the product in either public/municipal or single or multiple family private/residential potable/drinking water systems is strictly prohibited. Use of the product in any cooling water system that discharges effluent within 1/4 mile of either a public/municipal or single or multiple family private/residential potable/drinking water intake is strictly prohibited.

INDUSTRIAL WATER TREATMENT (not for use in CA)

For best results slug feed. The frequency of addition of microbicide needed depends on many factors. To optimize your use of water treatment microbicide, follow this procedure.

INDUSTRIAL (AND/OR) COMMERCIAL) RECIRCULATING COOLING WATER TOWERS, RETORT WATER SYSTEMS

Cooling tower waters that are inherently low in algae growth and bacteria count may be adequately controlled by the lower range of these dosages. Repeat every seven days or increase frequency if needed. Should slime develop again, repeat initial dosage.

For best results, clean heavily contaminated systems before treatment with this product. If soap or anionic detergent is used, rinse thoroughly before charging with this algacide.

- 1. **Dosing Location:** This product is to be applied at a point in the system where it will be uniformly mixed, such as at the sump.
- 2. **Dosing Conditions:** This product must be applied when the system is in jeopardy of being affected or after cleaning systems where efficiency is already impaired. Tower bleed off valves must be closed to permit a retention time of 4 hours.

3. **Method of Application:**

a. **INTERMITTENT OR SLUG METHOD**

Initial Dose: When the system is noticeably fouled, apply 26.25 fluid ounces of this product (20 ppm on an active basis) per 1000 gallons of water in the system.

Subsequent Dose: When microbial control is evident, add 6.65 to 19.25 fluid ounces of this product per 1000 gallons of water in the system weekly or as needed to maintain control.

b. **MODIFIED INTERMITTENT METHOD**


Initial Dose: When the system is noticeably fouled, apply 26.25 fluid ounces of this product (20 ppm on an active basis) per 1000 gallons of water in the system. Apply half of this initial dose when half of the water in the system has been lost by blowdown.

Subsequent Dose: When control of microbial growth is evident, apply 6.65 to 19.25 fluid ounces of this product per 1000 gallons of water in the system. Apply half of this subsequent dose when half of the water in the system has been lost by blowdown.

c. **CONTINUOUS FEED METHOD**

Initial Dose: When the system is noticeably fouled, apply 26.25 fluid ounces of this product (20 ppm on an active basis) per 1000 gallons of water in the system.

Subsequent Dose: Maintain this treatment by starting a continuous feed of apply 6.65 to 19.25 fluid ounces of this product per 1000 gallons of water daily, and by blowdown.



- 1. **Dosing Location:** This product is to be applied at a point in the system where it will be uniformly mixed, such as at the sump.

- 2. **Dosing Conditions:** This product must be applied when the system is in jeopardy of being affected or after cleaning systems where efficiency is already impaired.

3. **Method Of Applications:**

- a. Wear safety glasses, rubber gloves and impervious apron.
- b. To reduce foaming, mix 10 parts of water to 1 part of this product. [(Use) (Add)] 0.75 to 7 fluid ounces of this product (0.6 to 6 ppm on an active basis) per thousand gallons.
- d. Do not discharge without performing proper deactivation.
- e. Treatment time cannot exceed 120 hours/application nor exceed 4 times per year.
- f. Avoid oxidizers and reducing agents. Product is cationic and must not be mixed with soap or anionic surfactants. (OR)

(Note: Alternate Method of Application language can be used in place of Item #3 above.)

Method Of Applications:

INTERMITTENT OR SLUG METHOD

Initial Dose: When the system is noticeably fouled, apply 0.75 to 7 fluid ounces of this product (0.6 to 6 ppm on an active basis) per 1,000 gallons of water based on system flow rates. The minimum treatment is 6 to 24 hours. Repeat until control is achieved. Deactivation must be conducted prior to discharge from the system by using bentonite clay at a minimum ratio of 5 ppm clay to 1 ppm product.

Subsequent Dose: When microbial control is evident, add 0.375 to 3.75 fluid ounces of this product (0.3 to 3 ppm on an active basis) per 1,000 gallons of water based upon system flow rates on a as needed basis to maintain control. Frequency of feed must be tied to an in-plant monitoring program for macro cawling growth. Deactivation must be conducted prior to discharge from the system by using bentonite clay at a minimum ratio of 5 ppm clay to 1 ppm product.

(Note to reviewer: Deactivation instructions must be used with the above Once Through directions for use.)

DEACTIVATION: Use bentonite clay at the minimum ratio of 5 ppm clay to 1 ppm product. This product must be deactivated prior to discharge of the NPDES outfall. Do not apply this product more than 4 times a year.

OILFIELD INJECTION AND WASTE WATER

This product must be added to the water handling system at a point of uniform mixing such as the area of addition of makeup water to the holding tank.

Method of Application:

- 1. **Continuous Injection:** Add this product at 30 ppm (22.5 fluid ounces of this product per 1000 gallons of water) when system is noticeably fouled. When microbial control is evident, add this product at 15 ppm (30 fluid ounces of this product per 1000 gallons of water) to maintain control.

- 2. **Batch Treatment:** Add this product at 180 ppm (230 fluid ounces of this product per 1000 gallons of water) over a period of 4 - 6 hours one or more times per week when the system is noticeably fouled. When microbial control is evident, add this product at 90 ppm (115 fluid ounces of this product per 1000 gallons of water) over a period of 4 - 6 hours one or more time per week.

GAS PRODUCTION AND TRANSMISSION PIPELINE AND SYSTEMS (Not for use in CA)

GAS PRODUCTION AND TRANSMISSION PIPELINES AND SYSTEMS
For the control of sulfate-reducing bacteria and slime forming bacteria, this product must be added to a gas production or transmission pipeline via direct injection at a point where uniform and maximum distribution will occur.

GAS STORAGE WELLS AND SYSTEMS

Treat individual injection wells with this product to produce an effective concentration of 65-1000 ppm (active). Update treatment rate as needed. This product must be diluted by the water present in the formation. Injection takes place before gas is injected and may be repeated yearly or as needed to maintain control.

PIPELINE PIGGING AND SCRAPING OPERATIONS

Add This product to slug of water immediately following the scraper (keep the water volume to a minimum and contained between the scraper and the following pig). Add an effective concentration to produce 75 - 500 ppm depending on the length of the pipeline and the severity of the biofouling.

DRILLING, COMPLETION AND WORKOVER FLUIDS SYSTEMS

Add to the fluid system at a point of uniform mixing such as circulating mud tank. Initial treatment: 65 - 1000 ppm (active) added to a freshly prepared fluid. Maintenance dosage: 65 - 1000 ppm so as to maintain control.

PACKER FLUIDS

Add to a packer fluid at a point of uniform mixing such as a circulating holding tank at a rate of 65 - 1000 ppm (active per 100 barrels of fluid) to a freshly prepared fluid depending on the severity of contamination. Seal the fresh packer fluid in the wall between the casing and the production tube.

HYDROTESTING

Treat water used to hydrotest pipelines or vessels at 65 - 1000 ppm active depending on the water quality and length of time the equipment will remain idle.

DIRECTIONS FOR ALTERNATE CONTAINERS/DELIVERY SYSTEMS

AUTOMATED DILUTION SYSTEM (DILUTION SYSTEMS TRADE NAME) INSTRUCTIONS: Remove [(cap) (spray nozzle)] from empty container. Fill empty container with a newly prepared use-solution. Replace [(cap) (spray nozzle)]. Place correct use-dilution label on newly filled container.

BAG-IN BOX CONTAINERS

How to use this package: This package is designed to be used with dilution control systems only. Open package and connect to dispense according to directions on the box.

TRIGGER SPRAYERS: Fill bottle from dispenser. Apply to surfaces according to directions above.

SPRAY USE INSTRUCTIONS (Spray container language) How to Assemble Extendable Trigger

- 1) Remove cap from bottle.
- 2) Insert end of tube into bottle until new cap meets bottle.
- 3) Twist cap onto bottle until secure.

How to Spray

- 1) Adjust nozzle to ON (Note to reviewer: There will be an ON symbol here) position as indicated on nozzle.
- 2) To prime sprayer, direct nozzle toward surface to be treated, and squeeze trigger several times until liquid is seen through the length of the tube. **NOTE:** Keeping

sprayer head below the level of liquid in bottle will make priming easier. (Alternate sprayer language: When priming, hold sprayer level to the ground. If held at an angle, sprayer will not prime.)

After Use

- 1) Turn nozzle to OFF (Note to reviewer: There will be an OFF symbol here) position.

(Spray Cap container language)

Shake Well. Remove sticker. Open flip cap. Firmly insert red hose tip.

MOP BUCKETS: Fill bucket from dispenser. Set up "Wet Floor" signs. Mop floor surfaces as specified in directions above.

PACKETS (For pre-measured tear open packets)

(Note: For Disinfection packet only): [(Simply) (Tear) open and] (Pour) contents into 5 gallons of water. Keep packets in box until ready to use.

(Note: For Non-Food Contact Sanitizer packet only): [(Simply) (Tear) open and] (Pour) contents into 1 gallon of water. Keep packets in box until ready to use.

REFILLS

To Refill Concentrate From Large Containers Into Smaller Containers: The product may be used to fill and refill clean, properly labeled containers for dilution elsewhere within your facility. Make sure the small container has been cleaned, dried and properly labeled according to state and local regulations. Also make sure other items (funnels or hand pumps) are properly cleaned and dried. To refill, [(simply pour) (pump product)] from the larger container directly into the smaller one being careful not to spill any product. Keep both containers sealed when not in use.

(Note to reviewer: The title and first statement of this section must appear on every label, followed by the appropriate Storage and Disposal section. Brackets [] indicate that one option within the brackets MUST be used in the final label text. Each option within the brackets is enclosed in a set of parenthesis (). All "Notes" are only for reviewers and will not be included on label.)

STORAGE AND DISPOSAL

Do not contaminate water, food, or feed by storage and disposal.

(FOR USE ON NON-REFILLABLE CONTAINERS WITH HOUSEHOLD/RESIDENTIAL USES)
(Note: For use on containers of 5 gallons or less.)

PESTICIDE STORAGE/CONTAINER HANDLING/RESIDUE REMOVAL/PESTICIDE DISPOSAL/CONTAINER DISPOSAL: Non-refillable container. Store only in original container in areas inaccessible to children. Triple rinse container. Do not reuse empty container. Wrap (container) and put in trash or offer for recycling if available.


(FOR USE ON NON-REFILLABLE CONTAINERS WITH INSTITUTIONAL/COMMERCIAL/INDUSTRIAL USES)

(Note: To be used with either Nonpublic health or Public health uses in this section.)
(Note: For use on containers up to and including 5 gallons)

CONTAINER HANDLING/PESTICIDE STORAGE: Store only in original container. Do not reuse empty container. Store pesticides away from food, pet food, feed, seed, fertilizers, and veterinary supplies. Keep [(this product) (Product Name)] under locked storage sufficient to make it inaccessible to children or persons unfamiliar with its proper use.

RESIDUE REMOVAL: Triple rinse as follows: Fill the container ¼ full with water and [(reclose) (recap)]. Agitate vigorously and drain for 10 seconds after the flow begins to drip. Follow Pesticide Disposal instructions for rinsate disposal. Repeat two more times. Wrap (container) and put in trash or offer for recycling if available.

PESTICIDE DISPOSAL: Pesticide wastes are acutely hazardous. Improper disposal of excess pesticide, spray mixture or rinsate is a violation of Federal Law. If these wastes cannot be disposed of by use according to label instructions, contact your State Pesticide or Environmental Control Agency, or the Hazardous Waste Representative at the nearest EPA Regional Office for guidance.



CONTAINER DISPOSAL: (Note: Only one of the following Container Disposal paragraphs will be used, depending on packaging type)
Non-refillable container. Do not reuse this container to hold materials other than pesticides or diluted pesticides (rinsate). Offer for recycling if available or puncture and dispose in a sanitary landfill, or by other procedures approved by state and local authorities. Follow Pesticide Disposal instructions.

(Note: Several of our customers' packaging options are sealed containers or bottles designed to reduce worker exposure to the concentrate. None of these can be triple rinsed because they are closed sealed containers. The following text will be used on these **non-refillable sealed container** types only and will be used as Container Disposal and in place of Residue Removal statement. NO Residue Removal statement is needed for a non-refillable sealed container.)
Nonrefillable container. Do not reuse or refill this container. Wrap empty container and put in trash.

(Note: The following text will be used on the **BAG in BOX** container types only. No Residue Removal instructions are used when **BAG in BOX** container disposal instructions are used.)

BAG in BOX CONTAINER DISPOSAL: Non-refillable container. Completely empty bag into application equipment. Then offer for recycling if available or dispose of in a sanitary landfill, incinerations, or by other procedures allowed by state and local authorities.

(FOR USE ON NON-REFILLABLE CONTAINERS WITH INSTITUTIONAL/COMMERCIAL/INDUSTRIAL USES)

(Note: To be used with either Nonpublic health or Public health uses in this section.)
(Note: "v" equals statement is NOT for public health use.)
(Note: For use on containers greater than 5 gallons)

CONTAINER HANDLING/PESTICIDE STORAGE/CONTAINER DISPOSAL: (this brand) (Product Name) (pesticide) only. Do not reuse this container for any other purpose. Open dumping is prohibited. Store only in original container. If a leaky container (this brand) (Product Name) (pesticide) is found, mark the outer container to identify the contents. Store pesticides away from food, pet food, feed, seed, fertilizers, and veterinary supplies. Keep this product under locked storage sufficient to make it inaccessible to children or persons unfamiliar with its proper use. Offer for recycling if available or puncture and dispose in a sanitary landfill, or by other procedures approved by state and local authorities.

PESTICIDE DISPOSAL: Pesticide wastes are acutely hazardous. Improper disposal of excess pesticide, spray mixture or rinsate is a violation of Federal Law. If these wastes cannot be disposed of by use according to label instructions, contact your State Pesticide or Environmental Control Agency, or the Hazardous Waste Representative at the nearest EPA Regional Office for guidance.

RESIDUE REMOVAL INSTRUCTIONS: To clean the container before final disposal, empty the remaining contents from this container into [(application equipment) (a mix tank)]. Fill the container 1/4 full with water. Replace and tighten closures. [(Tip container on its side and roll it back and forth, ensuring at least one complete revolution for 30 seconds) (Agitate vigorously or recirculate water for 30 seconds) (Stand the container on its end and tip it back and forth several times then turn the container over onto its other end and tip it back and forth several times)]. Empty the rinsate into application equipment or a mix tank or store rinsate for (later use or) disposal. Repeat this procedure two more times. Follow Pesticide Disposal instructions for rinsate disposal.

(FOR USE ON REFILLABLE CONTAINERS WITH INSTITUTIONAL/COMMERCIAL/INDUSTRIAL USES)

(Note: To be used with either Nonpublic health or Public health uses in this section.)
(Note: For containers up to and including 5 gallons - Refillable containers only)

Cleaning the container before final disposal is the responsibility of the person disposing of the container. Cleaning before refilling is the responsibility of the refiller.

CONTAINER HANDLING/RESIDUE REMOVAL: Refillable container. Triple rinse (or equivalent). Refill this container with [(this brand) (this product) (Product Name) (pesticide)] only. Refill this container with [(this brand) (this product) (Product Name) (pesticide)] only. Do not reuse this container for any other purpose. To clean the container before final disposal, empty the remaining contents from this container into application equipment or a mix tank. Fill the container about 10 percent full with water. Agitate vigorously or recirculate water with the pump for 2 minutes. Pour or pump rinsate into rinsate collection system and follow pesticide disposal instructions. Repeat this rinsing procedure two more times.

PESTICIDE STORAGE: Open dumping is prohibited. Store only in original container. If a leaky container must be contained within another, mark the outer container to identify the contents. Store pesticides away from food, pet food, feed, seed, fertilizers, and veterinary supplies. Keep [(this product) (Product Name)] under locked storage sufficient to make it inaccessible to children or persons unfamiliar with its proper use.

PESTICIDE DISPOSAL: Pesticide wastes are acutely hazardous. Improper disposal of excess pesticide, spray mixture or rinsate is a violation of Federal Law. If these wastes cannot be disposed of by use according to label instructions, contact your State Pesticide or Environmental Control Agency, or the Hazardous Waste Representative at the nearest EPA Regional Office for guidance.
CONTAINER DISPOSAL: Offer for recycling if available or puncture and dispose in a sanitary landfill, or by other procedures approved by state and local authorities.

(FOR USE ON REFILLABLE CONTAINERS WITH INSTITUTIONAL/COMMERCIAL/INDUSTRIAL USES)

(Note: To be used with either Nonpublic health or Public health uses in this section.)
(Note: "v" equals statement is NOT for public health use.)
(Note: For containers greater than 5 gallons - Refillable containers only)

Cleaning the container before final disposal is the responsibility of the person disposing of the container. Cleaning before refilling is the responsibility of the refiller.

CONTAINER HANDLING/PESTICIDE STORAGE: Refillable container. Refill this container [(this brand) (this product) (Product Name) (pesticide)] only. Do not reuse this container for any other purpose. Open dumping is prohibited. Store only in original container. If a leaky container (this brand) (Product Name) (pesticide) is found, mark the outer container to identify the contents. Store pesticides away from food, pet food, feed, seed, fertilizers, and veterinary supplies. Keep [(this product) (Product Name)] under locked storage sufficient to make it inaccessible to children or persons unfamiliar with its proper use.

PESTICIDE DISPOSAL: Pesticide wastes are acutely hazardous. Improper disposal of excess pesticide, spray mixture or rinsate is a violation of Federal Law. If these wastes cannot be disposed of by use according to label instructions, contact your State Pesticide or Environmental Control Agency, or the Hazardous Waste Representative at the nearest EPA Regional Office for guidance.

RESIDUE REMOVAL INSTRUCTIONS: To clean the container before final disposal, empty the remaining contents from this container into [(application equipment) (a mix tank)]. Fill the container 1/4 full with water. Replace and tighten closures. [(Tip container on its side and roll it back and forth, ensuring at least one complete revolution for 30 seconds) (Agitate vigorously or recirculate water for 30 seconds) (Stand the container on its end and tip it back and forth several times then turn the container over onto its other end and tip it back and forth several times)]. Empty the rinsate into application equipment or a mix tank or store rinsate for (later use or) disposal. Repeat this procedure two more times. Follow Pesticide Disposal instructions for rinsate disposal.

CONTAINER DISPOSAL: Offer for recycling if available or puncture and dispose in a sanitary landfill, or by other procedures approved by state and local authorities.

(FOR USE ON NON-REFILLABLE PACKET CONTAINERS ONLY WITH INSTITUTIONAL/COMMERCIAL/INDUSTRIAL/HOUSEHOLD/RESIDENTIAL USES)

(Note: The following text will be used on the outer containers that hold PACKET container types only. No Residue Removal instructions are used when Packet container disposal instructions are used.)

COTAINER HANDLING/PESTICIDE DISPOSAL/STORAGE: Open dumping is prohibited. Store only in original container. Store pesticides away from food, pet food, feed, seed, fertilizers, and veterinary supplies. Keep this product under locked storage sufficient to make it inaccessible to children or persons unfamiliar with its proper use. Pesticide wastes are acutely hazardous. Improper disposal of excess pesticide, spray mixture or rinsate is a violation of Federal Law. If these wastes cannot be disposed of by use according to label instructions, contact your State Pesticide or Environmental Control Agency, or the Hazardous Waste Representative at the nearest EPA Regional Office for guidance

PACKET DISPOSAL: Nonrefillable container. Completely empty packet into application equipment. Do not reuse or refill this packet. Wrap empty packet and put in trash.

(FOR USE ON REFILLABLE STORAGE TANK/FIXED STORAGE TANK/TOTE CONTAINERS)

Cleaning the container before final disposal is the responsibility of the person disposing of the container. Cleaning before refilling is the responsibility of the refiller.

PESTICIDE STORAGE: Open dumping is prohibited. Store only in original container. If a leaky container must be contained within another, mark the outer container to identify the contents. Store pesticides away from food, pet food, feed, seed, fertilizers, and veterinary supplies. Keep [(this product) (Product Name)] under locked storage sufficient to make it inaccessible to children or persons unfamiliar with its proper use.

PESTICIDE DISPOSAL: Pesticide wastes are acutely hazardous. Improper disposal of excess pesticide, spray mixture or rinsate is a violation of Federal Law. If these wastes cannot be disposed of by use according to label instructions, contact your State Pesticide or Environmental Control Agency, or the Hazardous Waste Representative at the nearest EPA Regional Office for guidance.

CONTAINER HANDLING/RESIDUE REMOVAL INSTRUCTIONS: Refill this container with [(this brand) (this product) (Product Name) (pesticide)] only. Do not reuse this container for any other purpose. Drain rinsate into application equipment and dispose of according to Pesticide Disposal instructions. Triple rinse container (or equivalent) promptly after emptying. Continue to drain for 10 seconds after the flow ends. Repeat this procedure two more times.

CONTAINER DISPOSAL: Offer for recycling if available or puncture and dispose in a sanitary landfill, or by other procedures approved by state and local authorities.

(FOR INDUSTRIAL WATER TREATMENT USE, INDUSTRIAL AND /OR COMMERCIAL RECIRCULATING COOLING WATER TOWERS AND RECIRCULATING COOLING WATER SYSTEMS, AUXILIARY WATER AND WASTE WATER SYSTEMS AND WATER COOLING SYSTEMS, ONCE THROUGH FRESH WATER COOLING SYSTEMS, SAP STAINS, WOOD PRESERVATIVES USES)

(Note: For containers up to and including 5 gallons)


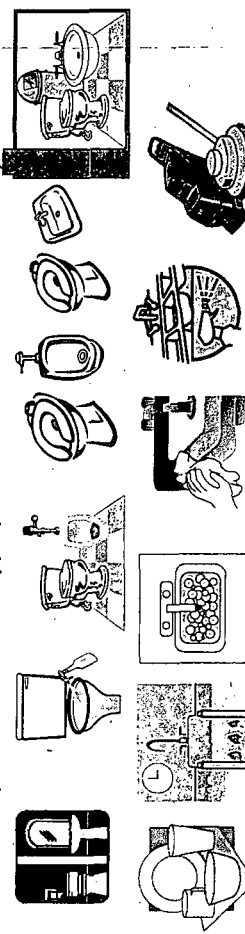
PESTICIDE STORAGE: Store in original containers and place in locked storage area. Keep from freezing.

SPILL OR LEAK PROCEDURES: Small spills may be mopped up or flushed away with water or absorbed on some absorbent material and incinerated. Large spills should be contained and the material then moved into containers and disposed of by approved methods for hazardous wastes.

PESTICIDE DISPOSAL: Pesticide wastes are acutely hazardous. Improper disposal of excess pesticide, spray mixture, or rinsate is a violation of Federal Law. If these wastes cannot be disposed of by use according to label instructions, contact your State Pesticide or Environmental Control agency or the Hazardous Waste representative at the nearest EPA Regional Office for guidance.

CONTAINER DISPOSAL: Nonrefillable container. Do not refill or reuse container. Triple rinse as follows: Fill container ¼ full with water and [(reclose) (recap)]. Shake for 10 seconds. Follow Pesticide Disposal instructions for rinsate disposal. Drain for 10 seconds after the flow begins to drip. Repeat procedure two more times. Then offer for recycling or reconditioning. If not available, puncture and dispose of in a sanitary landfill.

(Note to Reviewer: These icons have been requested by our customers and will appear on the label with the appropriate directions and/or containers.)



(Note to Reviewer. The following may be used only if the supplemental registrant has obtained and NSF listing. Allowed on back or side panel only)



or




or



(NSF Listed)

(Insert 6-Digit NSF Listing Number Here)



**3-OUNCE PACKET LABEL TO BE USED WITH MASTER
CONTAINER LABEL**

MIX EACH PACKET WITH 5 GALLONS OF WATER
FOR USE AS A HOSPITAL DISINFECTANT

MAQUAT 710-M

E.P.A. Reg. No. 10324-117 E.P.A. Est. No. 10324-IL-1

NET CONTENTS: 3 FLUID OZ.

ACTIVE INGREDIENTS:

Octyl Dimethyl Ammonium Chloride 3.0%
Didecyl Dimethyl Ammonium Chloride 1.5%
Dioctyl Dimethyl Ammonium Chloride 1.5%
Alkyl (C₁₄, 50%; C₁₂, 40%; C₁₆, 10%)
dimethyl benzyl ammonium chloride 4.0%

INERT INGREDIENTS: 90.0%
TOTAL 100.0%

KEEP OUT OF REACH OF CHILDREN

DANGER PELIGRO

SEE OUTER CONTAINER FOR PRECAUTIONARY STATEMENTS
AND USE DIRECTIONS

DISPOSAL: Do not reuse container. Wrap and put in trash collection.

MASON CHEMICAL COMPANY
"THE QUATERNARY SPECIALISTS"

721 W. Algonquin Road
Arlington Heights, IL 60005



847-290-1621


Toll Free:

1-800-362-1855

NOT FOR RESALE

PELIGRO: SI NO PUEDE LEER EN INGLES, PREGUNTE A SU SUPERVISOR SOBRE LAS INSTRUCCIONES DE USO APROPIADAS ANTES DE TRABAJAR CON ESTE PRODUCTO.

DANGER: IF YOU CANNOT READ ENGLISH, ASK YOUR SUPERVISOR TO EXPLAIN THE APPROPRIATE DIRECTIONS FOR USE BEFORE WORKING WITH THIS PRODUCT.



**1.75-OUNCE PACKET LABEL TO BE USED WITH MASTER
CONTAINER LABEL**

MIX EACH PACKET WITH 5 GALLONS OF WATER
FOR USE AS A GENERAL DISINFECTANT

MAQUAT 710-M

E.P.A. Reg. No. 10324-117 E.P.A. Est. No. 10324-IL-1

NET CONTENTS: 1.75 FLUID OZ.

ACTIVE INGREDIENTS:

Octyl Dimethyl Ammonium Chloride 3.0%
Didecyl Dimethyl Ammonium Chloride 1.5%
Dioctyl Dimethyl Ammonium Chloride 1.5%
Alkyl (C₁₄, 50%; C₁₂, 40%; C₁₆, 10%)
dimethyl benzyl ammonium chloride 4.0%

INERT INGREDIENTS: 90.0%
TOTAL 100.0%

KEEP OUT OF REACH OF CHILDREN

DANGER PELIGRO

SEE OUTER CONTAINER FOR PRECAUTIONARY STATEMENTS
AND USE DIRECTIONS

DISPOSAL: Do not reuse container. Wrap and put in trash collection.

MASON CHEMICAL COMPANY
"THE QUATERNARY SPECIALISTS"

721 W. Algonquin Road
Arlington Heights, IL 60005



847-290-1621

Toll Free:

1-800-362-1855

NOT FOR RESALE

PELIGRO: SI NO PUEDE LEER EN INGLES, PREGUNTE A SU SUPERVISOR SOBRE LAS INSTRUCCIONES DE USO APROPIADAS ANTES DE TRABAJAR CON ESTE PRODUCTO.

DANGER: IF YOU CANNOT READ ENGLISH, ASK YOUR SUPERVISOR TO EXPLAIN THE APPROPRIATE DIRECTIONS FOR USE BEFORE WORKING WITH THIS PRODUCT.

27 2 28

1-OUNCE PACKET LABEL TO BE USED WITH MASTER CONTAINER LABEL

MIX EACH PACKET WITH 5 GALLONS OF WATER FOR USE AS A NON FOOD CONTACT SANITIZER

MAQUAT 710-M

E.P.A. Reg. No. 10324-117 E.P.A. Est. No. 10324-IL-1

NET CONTENTS: 1 FLUID OZ.

ACTIVE INGREDIENTS:

Octyl Decyl Dimethyl Ammonium Chloride	3.0%
Didecyl Dimethyl Ammonium Chloride	1.5%
Diocetyl Dimethyl Ammonium Chloride	1.5%
Alkyl (C ₁₄ , 50%; C ₁₂ , 40%; C ₁₆ , 10%) dimethyl benzyl ammonium chloride	4.0%
INERT INGREDIENTS:	90.0%
TOTAL	100.0%

KEEP OUT OF REACH OF CHILDREN

DANGER PELIGRO

SEE OUTER CONTAINER FOR PRECAUTIONARY STATEMENTS AND USE DIRECTIONS

DISPOSAL: Do not reuse container. Wrap and put in trash collection.

MASON CHEMICAL COMPANY
"THE QUATERNARY SPECIALISTS"

721 W. Algonquin Road
Arlington Heights, IL 60005

847-290-1621

Toll Free:

1-800-362-1855

NOT FOR RESALE



PELIGRO: SI NO PUEDE LEER EN INGLES, PREGUNTE A SU SUPERVISOR SOBRE LAS INSTRUCCIONES DE USO APROPIADAS ANTES DE TRABAJAR CON ESTE PRODUCTO.

DANGER: IF YOU CANNOT READ ENGLISH, ASK YOUR SUPERVISOR TO EXPLAIN THE APPROPRIATE DIRECTIONS FOR USE BEFORE WORKING WITH THIS PRODUCT.

SECONDARY CONTAINER LABEL
(Note to Reviewer: This secondary container label will be used only when the product is diluted in accordance with the use directions.)

MAQUAT 710-M

E.P.A. Reg. No. 10324-117 E.P.A. Est. No. 10324-IL-1

THE PRODUCT IN THIS CONTAINER IS DILUTED AS FOLLOWS:

Hospital Disinfection Food Contact Sanitization at _____ ppm

General Disinfection Non-Food Contact Sanitization

The contents of this container have been prepared by the user to a (insert ppm #) ppm solution.

ACTIVE INGREDIENTS:

Octyl Decyl Dimethyl Ammonium Chloride	3.0%
Didecyl Dimethyl Ammonium Chloride	1.5%
Diocetyl Dimethyl Ammonium Chloride	1.5%
Alkyl (C ₁₄ , 50%; C ₁₂ , 40%; C ₁₆ , 10%) dimethyl benzyl ammonium chloride	4.0%
INERT INGREDIENTS:	90.0%
TOTAL	100.0%

KEEP OUT OF REACH OF CHILDREN

DANGER PELIGRO

PRECAUTIONARY STATEMENTS

HAZARDS TO HUMANS AND DOMESTIC ANIMALS

Corrosive: Causes irreversible eye damage and skin burns. Harmful if swallowed, inhaled or absorbed through the skin. Avoid breathing spray mist. Do not get in eyes, on skin or on clothing. Wear goggles or face shield and rubber gloves and protective clothing when handling. Wash thoroughly with soap and water after handling and before eating, drinking, chewing gum, using tobacco or using the toilet. Remove contaminated clothing and wash before reuse.

Follow the directions for use on the pesticide label when applying this product.

MASON CHEMICAL COMPANY
"THE QUATERNARY SPECIALISTS"

721 W. Algonquin Road
Arlington Heights, IL 60005

847-290-1621

Toll Free:

1-800-362-1855

NOT FOR RESALE

Under the Federal Insecticide, Fungicide, and Rodenticide Act as amended for the Pesticide Act registered under 10324-117

PELIGRO: SI NO PUEDE LEER EN INGLES, PREGUNTE A SU SUPERVISOR SOBRE LAS INSTRUCCIONES DE USO APROPIADAS ANTES DE TRABAJAR CON ESTE PRODUCTO.

DANGER: IF YOU CANNOT READ ENGLISH, ASK YOUR SUPERVISOR TO EXPLAIN THE APPROPRIATE DIRECTIONS FOR USE BEFORE WORKING WITH THIS PRODUCT.



287 28