

10324-105

3/26/2013

1/20

UNITED STATES ENVIRONMENTAL PROTECTION AGENCY

MAR 26 2013

Ms. Elizabeth Tannehill
Mason Chemical Company
721 W. Algonquin Rd.
Arlington Heights, IL 60005

Subject: **Maquat 128-PD**
EPA Registration No. 10324-105
Amendment Date October 29, 2012
EPA Receipt Date: November 8, 2012

Dear Ms. Tannehill,

The following amendment, submitted in connection with registration under the Federal Insecticide, Fungicide, and Rodenticide Act (FIFRA), section 3(C)(7)(A) is acceptable.

Proposed Amendment:


- Adding an organism
- Directions for use and marketing/language
- Add new storage and disposal language

General Comments:

A stamped copy of the accepted labeling with conditions is enclosed. Submit one copy of your final printed label before distributing or selling the product bearing the revised labeling.

Should you have any questions concerning this letter, please contact Velma Noble at (703) 308-6233 or Drusilla Copeland at (703) 308-6224.

Sincerely,



Velma Noble
Product Manager (31)
Regulatory Management Branch I
Antimicrobials Division (7510P)

Enclosure: stamped label,
10324-58 family

CONCURRENCES

SYMBOL							
SURNAME							
DATE							

2/20

MASON CHEMICAL COMPANY
"The Quaternary Specialists"

721 W. Algonquin Road / Arlington Heights, IL 60005 / 847-290-162 / or 800-362-1855

E.P.A. Reg. No. 10324-105
E.P.A. Est. No. 10324-IL-1

MAQUAT® 128-PD

Net Contents: (Batch/Lot) No. (Manufacturing Date)

**PRECAUTIONARY STATEMENTS
HAZARDS TO HUMANS
AND DOMESTIC ANIMALS**

DANGER. KEEP OUT OF REACH OF CHILDREN. Corrosive. Causes irreversible eye damage and skin burns. Harmful if swallowed or absorbed through the skin. Do not get in eyes, on skin, or on clothing. Wear goggles or face shield and rubber gloves and protective clothing when handling. Wash thoroughly with soap and water after handling and before eating, drinking, chewing gum, using tobacco or using the toilet. Remove contaminated clothing and wash clothing before reuse.

(If container is 5 gallons or larger the following statement must appear on the label.)

ENVIRONMENTAL HAZARD

This pesticide is toxic to fish and aquatic invertebrates. Do not discharge effluent containing this product into lakes, streams, ponds, estuaries, oceans or other waters unless in accordance with the requirements of a National Pollutant Discharge Elimination System (NPDES) permit and the permitting authority has been notified in writing prior to discharge. Do not discharge effluent containing this product into sewer systems without previously notifying the local sewage treatment plant authority. For guidance contact your State Water Board or Regional Office of the EPA.

(If container is less than 5 gallons use the following as an alternate to the above statement.)

ENVIRONMENTAL HAZARD

This product is toxic to fish.

PHYSICAL OR CHEMICAL HAZARDS

Do not use or store near heat or open flame.

Do not mix with oxidizers, anionic soaps and detergents.

First Aid

Have the product container or label with you when calling a poison control center or doctor, or going for treatment.

ON SKIN OR CLOTHING: Take off contaminated clothing. Rinse skin immediately with plenty of water for 15-20 minutes. Call a poison control center or doctor for treatment advice.

IF IN EYES: Hold eye open and rinse slowly and gently with water for 15-20 minutes. Remove contact lenses, if present, after the first 5 minutes, then continue rinsing eye. Call a poison control center or doctor for treatment advice.

IF SWALLOWED: Call a poison control center or doctor immediately for treatment advice. Have person sip a glass of water if able to swallow. Do not induce vomiting unless told to do so by a poison control center or doctor. Do not give anything by mouth to an unconscious person.

IF INHALED: Move person to fresh air. If person is not breathing, call 911 or an ambulance, then give artificial respiration, preferably mouth-to-mouth, if possible. Call a poison control center or doctor for further treatment advice.

NOTE TO PHYSICIAN: Probable mucosal damage may contraindicate the use of gastric lavage.

Cleaner, Disinfectant, (Non-Food Contact) Sanitizer, Deodorizer, Fungicide, Mildewstat, Virucide*, With Organic Soil Tolerance For Hospitals, Nursing Homes, Whirlpool, Home, Hotels & Motels, Waterbed Conditioner, Institutional, Industrial, School, Dairy, Equine, Poultry/Turkey Farm, Veterinary, Restaurant, Food Handling and Process Areas, Federally Inspected Meat and Poultry Plants, Bar and Institutional Kitchen Use and for Sanitizing Ice Machines. *(Not for use in waterbeds in CA)*

Non-Acid Bathroom Cleaner

Athletic Surface Disinfectant.


Formulated for effective Poultry Sanitation.

Formulated for effective Swine Premise Sanitation.

Formulated for effective Mushroom Farm Sanitation.

Small Fly Ovicidal Treatment.

(Product of USA) (Made in the USA)



ACTIVE INGREDIENTS:

Alkyl (C₁₄ 60%, C₁₆ 30%, C₁₂ 5%, C₁₈ 5%) dimethyl benzyl ammonium chloride..... 4.5%

Alkyl (C₁₂ 68%, C₁₄ 32%) dimethyl ethylbenzyl ammonium chloride..... 4.5%

INERT INGREDIENTS: 91.0%

TOTAL: 100.0%

**KEEP OUT OF REACH OF CHILDREN
DANGER PELIGRO**
See left (back) (side) (right) panel (of label) (below) for additional precautionary statements and first aid statements.

(Note to Reviewer: This information has been verified per DOT regulations. It is NOT required to be on the label but is being requested by a customer.)

TRANSPORTATION INFORMATION

DOT Hazard Class: 8 Corrosive

DOT Proper Shipping Name: Disinfectant Liquid Corrosive (Quaternary Ammonium Compound), 8, UN1903, PGIII

PELIGRO: SI NO PUEDE LEER EN INGLES, PREGUNTE A SU SUPERVISOR SOBRE LAS INSTRUCCIONES DE USO APROPIADAS ANTES DE TRABAJAR CON ESTE PRODUCTO.

DANGER: IF YOU CANNOT READ ENGLISH, ASK YOUR SUPERVISOR TO EXPLAIN THE APPROPRIATE DIRECTIONS FOR USE BEFORE WORKING WITH THIS PRODUCT.

(Note to reviewer: All "Notes" are only for reviewers and will not be included on label. Brackets [] indicate that at least one option within the brackets must be used in the final label text. Each option within the brackets is enclosed in a set of parenthesis (). The wording "This product" can be replaced with product name.)

(Note to reviewer: The Table of Contents will not be on any label. This is for our customer's reference only. The page numbers will change when the label changes.)

Description	Page No.
Organism Guide	2
Marketing Claims	3
Disinfection	6
General	6
Hospital/Healthcare	6
Deodorization/Mold & Mildew	7
Barber/Salon	8
Restroom/Bathroom	8
Food Processing	9
Animal Premises	9
Horticultural	11
Other	12
Non-Food Contact Sanitization	13
Food Processing	13
Animal Housing	13
Other	14

ORGANISM LIST

(Note: For reference use only. This is a list of all organisms covered by this label. Please see appropriate Directions for Use for proper use dilution. Inclusion of targeted organism on final label is mandatory.)

DISINFECTION PERFORMANCE IN INSTITUTIONS (Hospitals, Dental Offices, Nursing Homes, and Other Health Care Institutions) AND NON-MEDICAL FACILITIES (Households, Schools, Restaurants, Food Services, Dairies, Farms, Beverage, Food Processing Plants and Other Non-Medical Facilities): This product is effective against:

- Acinetobacter baumannii* (ATCC 19606)
- Bordetella bronchiseptica*
- Campylobacter jejuni*
- Corynebacterium ammoniagenes*
- Enterobacter aerogenes*
- Enterococcus faecalis*
- Escherichia coli* O111:H8 (ATCC BAA-184)
- Escherichia coli* O157:H7 (ATCC 35150)
- Vancomycin Resistant Enterococcus faecalis* (VRE) (ATCC 51575)
- Escherichia coli*
- Klebsiella pneumoniae*
- Klebsiella pneumoniae* - ((NDM-1 positive) (New Delhi metallo-beta-lactamase)) (CDC 1000527)
- Listeria monocytogenes*
- Pseudomonas aeruginosa*
- Salmonella enterica*
- Salmonella schottmuelleri*
- Salmonella typhi*
- Shigella dysenteriae*
- Staphylococcus aureus*
- Community associated Methicillin resistant Staphylococcus aureus (CA MRSA)*
- Staphylococcus aureus* (Methicillin resistant)
- Vancomycin Intermediate resistant Staphylococcus aureus* (VISA) (HIP 5636)

Streptococcus salivarius

VIRUCIDAL * PERFORMANCE: This product is effective against:

- Avian Influenza A H5N1 virus
- Avian influenza A H9N2/Turkey/Misconsin virus
- Hepatitis B Virus (HBV)
- Hepatitis C Virus (HCV)
- Herpes Simplex virus Type 1
- Human Coronavirus
- HIV-1 (AIDS Virus)
- Influenza A2/Japan virus
- Influenza A (H1N1) virus (ATCC VR-1469)
- Norovirus (Norwalk-like virus) (Feline Calicivirus) (ATCC VR-782)

ANIMAL PREMISE VIRUCIDAL * PERFORMANCE: This product is effective against:

- Avian Influenza A H5N1 virus
- Avian influenza A H9N2/Turkey/Misconsin Virus
- Avian Reovirus
- Bovine Viral Diarrhea virus
- Canine Adenovirus (1.25 oz/1 gal. of water)
- Canine Coronavirus
- Canine Distemper virus
- Canine Parainfluenza Virus (1.25 oz/1 gal. of water)
- Canine Parvovirus (CPV) (4 oz/1 gal. of water)
- Equine Arteritis Virus
- Feline Calicivirus (1.25 oz/1 gal. of water)
- Feline Infectious Peritonitis virus (1.25 oz/1 gal. of water)
- Feline Leukemia virus (1.25 oz/1 gal. of water)
- Feline Panleukopenia virus (1.25 oz/1 gal. of water)
- Feline Picornavirus (1.25 oz/1 gal. of water)
- Feline Rhinotracheitis virus (1.25 oz/1 gal. of water)
- Infectious Avian Laryngotracheitis virus
- Infectious Bovine Rhinotracheitis virus (IBR)
- Infectious Bronchitis Virus
- Infectious Canine Hepatitis Virus (1.25 oz/1 gal. of water)
- Minute virus of Mice (Parvovirus) (4 oz/1 gal. of water)
- Murine Norovirus (MNV-1) (Strain MNV-1.CW1)
- Murine Parainfluenza virus type 1 (1.25 oz/1 gal. of water)
- Newcastle disease virus
- Porcine Parvovirus (4 oz/1 gal. of water)
- Porcine Respiratory & Reproductive Virus (PRRSV)
- Porcine Rotavirus
- Pseudorabies virus
- Rabies virus (1.25 oz/1 gal. of water)
- Transmissible Gastroenteritis virus (TGE)
- Vaccinia virus

NON-FOOD CONTACT SANITIZING PERFORMANCE: This product is effective against:


- Staphylococcus aureus*
- Klebsiella pneumoniae*

FUNGICIDAL PERFORMANCE: This product is effective against:

- Trichophyton mentagrophytes* (athlete's foot fungus) (a cause of Ringworm) (a cause of Ringworm of the foot)

MILDEWICIDAL PERFORMANCE: This product is effective against:

- Aspergillus niger*



MARKETING CLAIMS

*(Note to reviewer: All deodorizing marketing statements are not allowed in CA.)
(Note to reviewer: The following is considered optional marketing language.)*


This product is for use on hard, non-porous surfaces in:

- Hospitals, nursing homes, medical and dental offices and clinics, healthcare facilities, physician offices, operating rooms/theaters, radiology rooms, isolation wards, quarantine areas, hospices, and medical research facilities, washing areas, ICU areas.
- Patient care rooms & facilities, recovery rooms, Emergency Rooms, X-ray cat labs, exam rooms, newborn nurseries, neonatal units, orthopedics, respiratory therapy, surgi-centers, out-patient surgical centers, labs, blood collection rooms, central supply, housekeeping & janitorial rooms, ophthalmic/optometric facilities.
- EMS & fire facilities, emergency vehicles, ambulance(s), police cars, fire trucks.
- Day care centers and nurseries, sick rooms, elder care centers, kindergartens, and preschools.
- Acute care institutions, alternate care institutions, home healthcare institutions.
- Life care retirement communities, elder care facilities.
- Restaurants, restaurants and bars, bars, kitchens, taverns, cafeterias, institutional kitchens, fast food operations, food storage areas, caterers, bakeries.
- Supermarkets, convenience stores, retail and wholesale establishments, department stores, shopping malls, gift shops, video stores, bookstores, dressing rooms and laundries, photocopy centers, bicycle shops, auto repair centers.
- Computer manufacturing sites, toy factories.
- Food establishments, coffee shops, donut shops, bagel stores, pizza parlors, liquor stores.
- Crime scenes and funeral homes, morgues, mortuaries, burial vaults, mausoleums, autopsy rooms, cadaver processing areas.
- Police stations, courthouses, correctional facilities, municipal government buildings, jails, prisons, penitentiaries, correctional institutions, bus stations, train stations.
- Institutional facilities, laboratories, factories, business and office buildings, hotels and motels, and transportation terminals, maintenance vehicles, workstations, and breakrooms.
- Public restrooms, public facilities, waysides, travel rest areas, shower rooms, bathrooms, shower and bath areas.
- Hotel, motels, dormitories.
- Kitchens, bathrooms and other household areas.
- Homes (households), condos, apartments, vacation cottages, summer homes.
- Institutions, schools, colleges, commercial and industrial sites, churches, classrooms, community colleges, universities, athletic facilities and locker rooms, exercise rooms, exercise facilities, gyms, gymnasiums, fieldhouses.
- Cosmetic manufacturing facilities, medical device manufacturing facilities, biotechnology firms, pharmaceutical manufacturing facilities, warehouses.

- Health clubs, spas, tanning salons, tanning spas, tanning beds, massage/facial salons, hair/nail/pedicure salons, barber/beauty shops, salons, foot spas, tattoo parlors. *(Not for use on needles or other skin piercing instruments)*
 - Museums, art galleries, post offices, performance/theater centers, banks, libraries, movie houses, bowling alleys.
 - Recycling centers.
 - Campgrounds, playgrounds, recreational facilities, picnic facilities, sports arenas, sports complexes.
 - Whirlpools.
 - Food processing plants, USDA inspected food-processing facilities, federally inspected meat and poultry plants, egg processing plants, poultry and turkey farms, farms, dairy farms, hog farms, meat/poultry processing plants, mushroom farms, rendering plants, poultry and animal dressing plants, canneries, meat packing plants, hide and leather processing plants.
 - Processing facilities for Fish, Milk, Wine, Citrus, Fruit, Vegetable, Ice Cream and Potatoes and beverage plants.
 - Tobacco plant premise.
 - Veterinary clinics, animal life science laboratories, animal laboratories, animal research centers, animal quarantine areas, animal holding areas, equine farms, (dog) (cat) (animal) kennels, animal breeding facilities, breeding establishments, animal husbandry establishments, grooming establishments, pet animal quarters, animal housing facilities, zoos, tack shops, pet shops, operating rooms, washing areas, waiting rooms, examination rooms, and other animal care facilities.
 - Farnhouses, barns, sheds, tool sheds, (cattle) (swine) (sheep) (horse) barns, pens and stalls, swine quarters, livestock farms, equine quarters, brooder houses, seed houses and veal, calving, hog, cattle and horse operations, chick vans, egg trucks, hatchery and farm vehicles.
 - Household and automotive garages, boats, ships, barges, watercraft, campers, RV's, trailers, mobile homes, cars, automobiles, trucks, delivery trucks, boxcars, tankers, tank trucks, buses, trains, taxis and airplanes, helicopters and garbage trucks.
 - Cruise lines, cruise ships, airline terminals, airports, shipping terminals, public transportation, transportation terminals.
 - Commercial florist and flower shops.
 - Basements, cellars, bedrooms, attics, living rooms, and porches.
- This product [(when used as directed) (can be used) (is formulated to [(disinfect) (clean) (sanitize) (deodorize)] (is formulated for use)] on (washable) hard, non-porous surfaces such as:*
- Floors, finished floors, high speed burnished floors, conductive flooring, walls, ceilings, fixtures.
 - Storage areas.
 - Countertops (counters), countertop laminates, Slurrpys machines, stovetops (stoves), sinks (bathroom, kitchen), tub surfaces, exterior surfaces, refrigerators, ice machines, microwave ovens, shelves, racks and carts.
 - Tobacco plant equipment.


4/20
ACCEPTED
MAR 26 2013
Under the Federal Insecticide, Fungicide, and Rodenticide Act, this product is for the pesticide use of:

- Drinking fountains and breakrooms.
- Hospital beds, bed railings, bedpans, gurneys, traction devices, MRI, CAT, examining tables, scales, paddles, wheelchairs, hard non-porous surfaces of cervical collars and neck braces, spine backboards, stretchers, unit stools, CPR training mannequins, curing lights, light lens covers, slit lamps, operating room lights, operating tables, oxygen hoods, dental chairs/countertops, examination tables, X-ray tables, ambulance equipment/surfaces, medical equipment surfaces.
- Ultrasonic baths, whirlpools, whirlpool surfaces, whirlpool bathtubs.
- Highchairs, baby cribs, diaper changing stations, infant bassinets/cribs/warmers/incubators/care equipment, folding tables, hampers, laundry pails, empty diaper pails.
- Shower stalls, shower doors and curtains, bathtubs and glazed tiles, chrome plated intakes, toilets, toilet seats, toilet bowls, toilet bowl surfaces, urinals, portable and chemical toilets and latrine buckets, vanity tops, and restroom fixtures, bathroom fixtures, bathroom bowls, basins, tubs.
- Glass surfaces, aluminum, brass, copper, laminated surfaces, metal, plated or stainless steel, glazed porcelain, glazed (restroom) tile, glazed (restroom) ceramic, sealed granite, sealed marble, plastic (such as polycarbonate, polyvinylchloride, polystyrene or polypropylene), sealed limestone, sealed slate, sealed stone, sealed terra cotta, sealed terrazzo, chrome, Plexiglass®, enameled surfaces, painted (finished) woodwork, Formica®, vinyl and plastic upholstery, washable wallpaper, windows and mirrors, painted surfaces.
- Tables, chairs, desks, folding tables, bed frames, lifts, washable walls, cabinets, doorknobs and garbage cans/pails, trash barrels, trash cans, trash containers, cuspidors spittoons, industrial waste receptacles and garbage handling equipment, shelves, racks and carts, door knobs and handles.
- Sealed foundations, steps, plumbing fixtures, finished baseboards and windowsills.
- Exhaust fans, refrigerated storage and display equipment, coils and drain pans of air conditioning, refrigeration equipment and heat pumps.
- Large inflatable non-porous plastic and rubber structures such as animals, promotional items, moonwalks, slides, obstacle course play.
- Hard, non-porous surfaces of picnic tables and outdoor furniture or Non-wooden Picnic tables and outdoor (patio) furniture except cushions and wood frames. (Note: Only one statement will be used on label.)
- Tanning spas/beds, tanning equipment,
- Footbath surfaces.
- Tattoo equipment. (Not for use on needles or other skin piercing instruments)
- Playground equipment.
- Automobile interiors, mats, crates, cabs, and wheels.
- Maintenance equipment.
- Telephones and telephone booths.
- External vision correction devices including eyeglasses (not for use on contact lenses), protective eyewear, goggles, light lens covers, optical instruments/ implements.
- Hair clippers, cutting implements, plastic rollers, washable nail files.



- Humidifier water tanks. (Not for use in CA)
 - Hard hats, headphones.
 - Kennel runs, cages, kennel/cage floors, conductive flooring, examination tables, veterinary X ray tables, loading platforms, animal equipment.
 - Hatchers, setters, trays, racks, egg flats, chick boxes, egg cases, vans and trash containers seed houses, poultry/turkey equipment, carts, sexing tables, and automated tray, rack and buggy washers, egg receiving and egg holding areas.
 - Meat packing plant surfaces such as livestock vehicles and holding pens, receiving areas and delivery chutes, slaughter areas and conveyors, hand, rub and guide rails, post knock cabinets, stands and flooring surfaces, chains and moving process lines, surfaces of equipment for hide operations consisting of brine curing, hide transfer bin surfaces, chutes, conveyors, tallow and animal feed production surfaces, processed product and offal equipment surfaces, fabrication and processing areas covering cold storage areas, stainless steel cut out and prep tables, and other stainless surfaces.
 - Hide/Leather processing surfaces such as hide storage bins, holding tanks, chill tanks, serpentine tanks and chains, machine and tannery equipment surfaces, conveyors and trolleys, hide press, grading and storage areas and scales.
 - Wrestling and gymnastic mats, athletic mats, athletic training tables, physical therapy tables, exercise equipment, athletic helmets, wrestling/boxing headgear, athletic shoe soles, and locker rooms (areas).
 - Crypton Barrier fabric.
 - Commercial florist pots, flats and flower buckets, work areas and benches.
- This product -*
- (Note to reviewer: The following marketing claims all begin with the above language.)**
- contains no phosphorous.
 - is a phosphate-free formulation designed to provide effective cleaning, deodorizing and disinfection in areas where housekeeping is of prime importance in controlling the hazard of cross-contamination on treated surfaces.
 - contains no [(abrasives) (bleach) (harsh acids) (phosphates)] (so it won't scratch surfaces).
 - has been formulated to aid in the reduction of cross-contamination on treated surfaces not only in hospitals, but also in schools, institutions and industry.
 - Will not harm sealed stone, sealed grout, or glazed tile.
 - non-dulling formula eliminates the time and labor normally required for rinsing.
 - is an economical concentrate that can be used with a mop and bucket, trigger sprayers, sponge or by soaking.
 - can be applied through foaming apparatus, low-pressure sprayers and fogging (wet misting) systems. Follow manufacturers' instructions when using this equipment.
 - is effective against household [(germs) (bacteria)].
 - delivers non-acid disinfection performance in an economical concentrate.
 - contains no fragrances. (Note: to be used only with non-fragrance formulas)
 - is fragrance-free (Note: to be used only with non-fragrance formulas)
 - non-abrasive formula will not [(harm) (scratch)] surfaces.

- inhibits bacterial growth on moist surfaces and deodorizes by killing microorganisms that cause offensive odors. (Not for use in CA)
- is great for use [(on) (in the)] [(kitchen), (bathroom), (floor)] [(kitchen) (bathroom) (household)]
- will not harm most surfaces.
- kills germs.
- kills odor causing bacteria in the [(kitchen) (bathroom) (household)]
- is non-staining.
- is a multi-surface cleaner, deodorizer and disinfectant.
- Will help to prolong equipment life.
- will not leave a grit or soap scum.



- is a no-rinse disinfectant cleaner that disinfects, cleans and deodorizes in one labor-saving step.
- Disinfects.
- is a complete, chemically balanced disinfectant/sanitizer that provides clear use solutions.
- cleans, shines, deodorizes and disinfects all hard, non-porous (household) (inanimate) (environmental) surfaces listed on the label.
- cleans, disinfects and deodorizes in one step.
- is a proven one-step disinfectant, cleaner, sanitizer, fungicide, mildewstat, and virucide*.
- disinfects (and sanitizes) kitchen surfaces (bathroom surfaces and floors).
- kills (common) (kitchen) (bathroom) (household) [(germs (bacteria) (and) (viruses*)].
- is an effective [(bactericide) (and) (virucide*) (disinfectant) (non-food contact sanitizer)] in the presence of [(organic soil) (5% blood serum)].
- is for use as a disinfectant on hard, non-porous surfaces (at 703 ppm active).
- Kills (99.9% of):
 - (any disinfection organism listed) (above) (below) (on hard, non-porous surfaces).
 - (common) (household) (institutional) (kitchen) germs (on (the) floor(s)).
 - (household) (institutional) (kitchen) bacteria -and/or- germs ((that get) tracked into your -or- home) (by shoes -and/or- pets -and/or- kids) (from outside) (every day).
 - (kitchen) (bathroom) (household) (institutional) bacteria (on (the) floor(s)) (ordinary dish soap can't).
- kills -and/or- (helps(s)) eliminate(s) -and/or- disinfects -and/or- destroy(s) -and/or- remove(s) -and/or- (help(s)) get(s) rid of -and/or- reduces -and/or- fights site/surface) (((bacteria -and/or- viruses) (and other germs)) -or- germs) (list disinfectant organism) ((the) flu (influenza virus)) ((in your home -and/or- office -or- work (place) (area) (environment)) (school) (classroom) (kitchen) (commonly found in -or- on (the) (just use site/surface) (surfaces your kids -and/or- pets (may) touch every day) (on) (from) (your) (children's) toys)) (this season -or- flu season). (Use of "influenza" or "flu" allowed only when Influenza virus listed on label).

- is a versatile cleaner, sanitizer and broad-spectrum disinfectant formulated for use on bath and therapy equipment (Whirlpools).
- cleans without bleaching.
- cleans, disinfects and eliminates odors leaving surfaces smelling clean and fresh.
- cleans, disinfects and deodorizes surfaces by killing many odor-causing microorganisms and mold and mildew.
- is a one-step cleaner and [(deodorant) (odor counteractant) (odor-neutralizer)] designed for [(general cleaning), (and) (disinfecting), (deodorizing) (and) controlling mold and mildew)] on hard, non-porous surfaces.
- acts as a virucide* and bactericide while also cleaning.
- is a one-step disinfectant that is effective against a broad spectrum of bacteria, is virucidal* (including HIV-1, HCV & HBV) and inhibits the growth of mold and mildew and their odors when used as directed.
- has passed the Virucidal Efficacy of a Disinfectant for Use on Inanimate Environmental Surfaces utilizing ((Duck) Hepatitis B virus) (and) (Bovine viral diarrhea virus (BVDV) (Hepatitis C virus) (Surrogate for human Hepatitis C virus)). (The description "Duck" and "Surrogate for human Hepatitis C virus" must be used in California. Use of only "Hepatitis C virus" is not allowed in CA).
- has passed the Virucidal* Efficacy of a Disinfectant for Use on Inanimate Environmental Surfaces utilizing Feline Calicivirus (surrogate for Norwalk virus).
- cleans, disinfects and deodorizes (hard, non-porous hospital (medical) surfaces) in one step (with no rinsing required).
- has been designed specifically where housekeeping is of prime importance.
- Is a one-step (hospital-use) germicidal (disinfectant) cleaner and deodorant (odor-counteractant) (odor neutralizer) designed for general cleaning, (and) disinfecting, (deodorizing) (and) controlling mold and mildew on) (of) hard, non-porous surfaces. This product cleans quickly by removing dirt, grime, mold, mildew, food residue, body oils, dead skin, blood and other organic matter commonly found in (list use sites from above list).
- is a concentrated Hospital Use disinfectant that is effective against a broad spectrum of bacteria, is virucidal*, (and) fungicidal, and eliminates odor causing bacteria when used as directed.
- is designed to provide both general cleaning and disinfection.
- is for larger areas such as operating rooms and patient care facilities.
- will not cause swelling of transducer membrane or harm compressor plates.
- is a versatile sanitizer and broad-spectrum disinfectant formulated for use in Ultrasonic Baths (Ultrasonic cleaning units).
- is a disinfectant and non-food contact surface sanitizer for Cleanroom and Laboratory areas to disinfect washable, hard, non-porous non-food contact surfaces such as: Laminar-airflow equipment and BioSafety Cabinet work surfaces and exterior surfaces of the following: countertops, sinks, plumbing fixture surfaces, and incubators, refrigerators and Centrifuge surfaces of metal, stainless steel, glass, plastic (such as polystyrene or polypropylene), Formica®, and vinyl.
- is used to clean, sanitize and disinfectant non-porous ambulance equipment and surfaces by rinsing all equipment that comes in prolonged contact with skin before

ACCEPTED
 Processing Area
 Chick Loading Area
 Poultry-Buildings

MAR 26 2013
 Approved by Federal Inspectors, Fungicide, and
 Creep Area as certified for the
 Chutes, registered under
 EPA Reg. No. **2374-105**

Egg Receiving Area
 Egg Holding Area
 Setter Room

Tray Dumping Area
 Chick Holding Area
 Hatchery Room

is for use in Swine Premise Sanitation:
 Farrowing Barns and Areas Dressing Plants
 Waterers and Feeders Loading Equipment
 Hauling Equipment Nursery

is for use on rugs, floors, walls, tile, cages, crates, mats, litter boxes, floor coverings, or any surfaces soiled by a pet.

is designed for use in pet salons, animal hospitals, barber and beauty shops.

has been designed for veterinarians, animal groomers, hair stylists, barbers and beauticians, for use in disinfecting and maintaining clippers.

will help to maintain blades that operate with reduced friction and with smoother clipping action.

when used as directed, will disinfect metal clipper blades as well as many other hard, non-porous surfaces.

is used to disinfect non-porous salon/barber tools and instruments such as combs, clippers, plastic rollers, brushes, trimmers, razors, scissors, blades, tweezers, manicure instruments, pedicure instruments, and footbath surfaces.

is used to disinfect and sanitize non-porous salon/barber tools and instruments such as combs, clippers, plastic rollers, brushes, trimmers, razors, scissors, blades, tweezers, baths and manicure instruments, and pedicure instruments.

is a (concentrated) non-acid (bowl and) bathroom cleaner, which cleans, disinfects and deodorizes in one easy step.

is for use on hard non-porous surfaces in household and commercial humidifiers. Use of this product will control unpleasant (malodors) (odors)).

is an effective antimicrobial cleaner designed for use by wholesale and retail florists, shippers and greenhouses.

is used to clean, disinfect and deodorize hard, non-porous surfaces such as flower buckets, walls, floors of coolers, shippers, greenhouse packing areas, garbage pails, design and packing benches, and countertops, and other areas where obnoxious odors develop.

can be used as a general purpose antimicrobial detergent in florist shops, wholesale florist, shippers, greenhouse packing areas and other commercial floriculture places for efficient cleaning and antimicrobial action against certain bacteria which cause:

1. Plugging of stems with slime, which reduces uptake of water for various flowers including roses, chrysanthemums, gladioli and tulips. 2. Production of ethylene gas, which can injure blooms of the various sensitive flowers including carnations, snapdragons, some orchids, baby's breath, sweet peas, freesia and alstroemeria. (Not for use in California.)

is used to clean, sanitize and disinfect hard non-porous surfaces of personal protective safety equipment, protective headgear, athletic helmets, wrestling/boxing headgear, athletic shoe soles, hard hats, headphones, half mask respirators, full face breathing apparatus, gas masks, goggles, spectacles, face shields, hearing protectors and ear muffs. Rinse all equipment that comes in prolonged contact with skin before reuse with clean warm water (about 120°F), and allow to air dry. (Precaution: Cleaning at 120°F temperature will avoid overheating and distortion of the personal safety equipment that would necessitate replacement.)

reuse with clean warm water (about 120°F), and allow to air dry. (Precaution: Cleaning at 120°F temperature will avoid overheating and distortion of the ambulance equipment and surfaces that would necessitate replacement.)

is an effective sanitizer (in the presence of (soils) (5% serum contamination))) on hard non-porous non-food contact surfaces.

is [(for use as a) (an effective one-step)] sanitizer (and cleaner) on hard, non-porous, non-food contact surfaces (703 ppm active).

meets efficacy standards for hard non-porous, non-food contact surface sanitizers.

is a non-food contact surface sanitizer.

cleans by removing dirt, grime and food soils in food preparation and processing areas

sanitizes non-food contact kitchen surfaces (bathroom surfaces and floors).

is for use in federally inspected meat and poultry plants on all hard, non-porous surfaces in inedible product processing areas, non-processing areas and/or exterior areas, federally inspected meat and poultry plants as a floor and wall cleaner for use in all departments, and federally inspected meat and poultry plants as a disinfectant agent for use in all departments.

kills bacteria and prevents cross-contamination on (treated) non-food contact kitchen surfaces listed on this label.

is effective against the control of small flies on non-food contact surfaces such as floors, walls, drains, countertops, metal surfaces, painted surfaces, glazed porcelain, glazed tile, glass, chrome, rubber, and plastic in restaurants, kitchens, dishwashing areas, and bar and wait station areas.

kills (Avian) Influenza A (Flu) virus (H5N1) (H1N1) (H9N2).

has passed the Virucidal Efficacy of a Disinfectant for Use on Inanimate Environmental Surfaces utilizing Influenza A (H1N1) virus.

has demonstrated effectiveness against Influenza A (H1N1) virus.

kills (insert virus name from approved organism listing for this product).

has passed the Virucidal Efficacy of a Disinfectant for Use on Inanimate Environmental Surfaces Utilizing Human (and Canine) Coronavirus.

has passed the Virucidal Efficacy of a Disinfectant for Use on Inanimate Environmental Surfaces Utilizing Canine Coronavirus.

is a versatile Disinfectant & Sanitizer for Veterinarian, Veterinary Practice, Animal Care, Animal Laboratory, and Agricultural and Farm Premise applications.

cleans by removing dirt, grime, mold, mildew, blood, urine, fecal matter and other common soils found in animal housing facilities, livestock, swine or poultry facilities, grooming facilities, farms, kennels, pet stores, veterinary clinics, laboratories or other small animal facilities. It (also) eliminates odors leaving surfaces smelling clean and fresh.


can be used to disinfect, clean and deodorize terrarium and small animal cages, hot rock, substrate and other hard non-porous cage [(equipment) (furniture) (plastic terrarium ornaments) (driftwood, heat caves) (and) (water dishes)]. (Use on hot rocks not allowed in CA)

cleans rodent soiled areas.

is for use in Poultry Premise Sanitation (Hatcheries):

- is used to clean and disinfect non-medical (i.e. industrial and fire fighting) respirators in industrial, commercial and institutional premises.
- is an effective fungicide against Trichophyton mentagrophytes (the fungus which causes athlete's foot) (the agent that causes Athlete's Foot fungus) (the athlete's foot fungus) (a cause of Ringworm) (a cause of Ringworm of the foot) (in the presence of 5% blood serum) (on hard, non-porous surfaces (in the presence of 5% blood serum and 400 ppm water hardness as CaCO₃)) (on bathroom surfaces) (when used on surfaces in areas such as locker rooms, dressing rooms, shower and bath areas, exercise facilities)).
- will effectively inhibit the growth of mold and mildew (*Aspergillus niger*) and the odors caused by them when applied to hard, non-porous surfaces (leaving bathrooms and kitchens clean and fresh smelling).
- is effective at controlling [(mold and mildew) (odor)] on shower curtains.
- cleans, disinfects and deodorizes surfaces by killing odor causing microorganisms and mold and mildew.
- (also) [(removes) (eliminates)] odors (caused by) [(bacteria) (and) (mildew) (mold and mildew) (and) (non-fresh foods)] (leaving (restroom) (kitchen) surfaces smelling clean and fresh).
- can be used where odors are a problem.
- provides long lasting freshness against tough (pet) odors such as odors from litter boxes and pet accidents.
- [(maximizes) (improves)] labor results by effectively controlling odors.
- deodorizes.
- is for use in work areas such as tool rooms and garages for odor control and light duty cleaning.
- [(controls) (reduces) (eliminates) (neutralizes) (destroys)] odors to make your [(home) (kitchen) (bathroom)] sanitary.
- neutralizes musty odors and tough odors from smoke, pet accidents, and spills on contact.
- is effective against odors caused by animal waste, septic tank or sewage backup, smoke, bathroom and kitchen odors.
- will deodorize hard non-porous surfaces in restroom and toilet areas, behind and under sinks and counters, garbage cans and garbage storage areas, and other places where bacterial growth can cause malodors.
- controls odors caused by bacteria found in waterbed uses.
- cleans (and shines) (without bleaching) (by removing dirt, grime and food soils in food preparation and processing areas) (everyday kitchen messes) (non-food contact kitchen surfaces and food preparation areas) (like dirt, grease and food stains).
- is for non-scratch cleaning of showers and tubs, shower doors and shower curtains, fixtures and toilet bowls.
- is a one-step cleaner.
- removes stains.
- removes dirt.
- cuts through tough grease and grime.

- is a floor cleaner.
- provides effective cleaning strength that will not dull most metal-interlock floor finishes, and does not require a rinse prior to recoat.
- is formulated to provide effective cleaning strength that will not dull high gloss floor finishes with repeated use.
- is for use in [(automated dilution systems) (automated) (dilution systems) (Dilution System trade name)].



Fewer products – no need for separate deodorizers.
 Use this product on the multi-touch surfaces responsible for cross-contamination.
 Cross-contamination is of major housekeeping concern not only in hospitals, but also in schools, institutions and industry.
 Concentrate (Concentrated).
 Neutral (Neutral pH).
 Antibacterial.
 For use in [(automated dilution systems) (automated) (dilution systems) (Dilution System trade name)].

- *Respiratory illnesses attributable to Pandemic 2009 H1N1 (formerly called Swine Flu) are caused by influenza A virus. This product is a broad-spectrum hard surface disinfectant that has been shown to be effective against (influenza A virus tested and listed on the label) and is expected to inactivate all influenza A viruses including Pandemic 2009 H1N1 (formerly called swine flu).
- *This product has demonstrated effectiveness against influenza A virus and is expected to inactivate all influenza A viruses including Pandemic 2009 H1N1 influenza A virus.
- *This product has demonstrated effectiveness against (influenza A virus tested and listed on the label) and is expected to inactivate all influenza A viruses including Pandemic 2009 H1N1 (formerly called swine flu).
- *Kills Pandemic 2009 H1N1 influenza A virus (formerly called swine flu).
- *Kills Pandemic 2009 H1N1 influenza A virus.
- Respiratory illnesses attributable Pandemic 2009 H1N1 (formerly called Swine Flu) are caused by Influenza A virus. This product is a broad-spectrum hard surface disinfectant that has been shown to be effective against Influenza A (H1N1) and other similar viruses.
- Escherichia coli (E. coli), Salmonella enterica (Salmonella), and Staphylococcus aureus (Staph) are common germs found where food is prepared and stored.
- Humidifier Bacteria-Algae treatment is a bacteriostat which can control the build-up of bacteria and algae in water tanks of portable, (evaporative) humidifiers. (Not for use in CA)
- [(Malodor Activity) (Odor) (Counteractancy)] – [(eliminates) (destroys)] odors (and odor-causing bacteria on hard non-porous surfaces in restroom areas, behind and under sinks and counters, and storage areas (and other (hard nonporous) surfaces) where bacterial growth can cause malodors.
- For a cleaner, fresher household.
- Clear formula. (Note: To be used only when no dyes are present)
- This [(container) (bottle)] is made of (at least) (x)% post-consumer recycled plastic.

Convenient Trigger Spray. (To be used on applicable container)
Easy to Use.
Economy size. (To be used on applicable container)

DIRECTIONS FOR USE

(Note to reviewer: All deodorizing claims not allowed in CA.)
(Note to reviewer: The following statement will be used on all labels.
It is a violation of Federal Law to use this product in a manner inconsistent with its labeling.

(Note to reviewer: One of the following statements will be used on all labels where food is processed, stored, or eaten and have disinfection use sites, except for fogging directions for use and animal premises sites.)

Before using this product, food products and packaging materials must be removed from the room or carefully protected. Do not use this product to clean or disinfect utensils, glassware, dishes or interior surfaces of appliances.

OR

Before use in federally inspected meat and poultry food processing plants and dairies, food products and packaging materials must be removed from room or carefully protected.

(Note to reviewer: The following statement will be used on all labels with use directions for animal premises except terrarium and small animal cage, reptile tank and fogging directions.)
Prior to use of this product, cover or remove all food and packaging material before disinfection and remove all animals and feeds from [premises] (areas to be treated), animal transportation vehicles (trucks, cars), and enclosures (coops, crates, kennels, stables). Remove all litter, droppings and manure from floors, walls and surfaces of barns, pens, stalls, chutes and other surfaces of facilities and fixtures occupied or traversed by poultry or other animals. Empty all troughs, racks and other feeding and watering appliances. Thoroughly clean surfaces with soap or detergent and rinse with water. Do not use in milking stalls, milking parlors or milk houses.

DISINFECTANT/VIRUCIDAL*/FUNGICIDAL/MOLD AND MILDEW PERFORMANCE IN INSTITUTIONS AND NON-MEDICAL FACILITIES: [(Add) (Mix)] [(1 ounce) (**1.25 oz) ((a) (one) 1-ounce packet)] of this product [(to) (with)] 1 gallon of water (or equivalent use dilution).

NON-FOOD CONTACT SANITIZING PERFORMANCE: [(Add) (Mix) (Apply)] [(1-ounce) (((a) (one)) 1-ounce packet)] of this product [(to) (with)] 1 gallon of water (703 ppm active) (or equivalent use dilution). Treated surfaces must remain wet for 1 minute.

(Note to reviewer: The following paragraph must be used as applicable, for the above 2 sections. However, the contact time does not apply to Non-Food Contact Sanitizing claims. Instead use the contact time as stated above.)

(For use with water hardness up to 400 ppm.) For heavily soiled areas, a preliminary cleaning is required. [(Note to Reviewer: The following must be used with all use sites unless noted below). Apply use solution to hard non-porous surfaces with a brush, cloth, mop, sponge, auto scrubber, mechanical spray device ((hand pump) coarse pump or trigger spray device) or by immersion so as to thoroughly wet surfaces. For sprayer applications, spray 6-8 inches from surface. Do not breathe spray.) ((Note to Reviewer: The following must be used with animal premise use sites only). Immerse all halters and other types of equipment used in handling and restraining animals, as well as forks, shovels, and scrapers used for removing litter and manure in the use solution. After application, ventilate buildings, coops and other closed spaces. Do not house [(animals) (poultry) (livestock)] or employ equipment until treatment has been absorbed, set or dried.

Thoroughly scrub all treated feed racks, troughs, automatic feeders, fountains and waterers and other treated equipment which can contact food or water with soap or detergent, and rinse with potable water before reuse.) Rub with brush, cloth, mop, or sponge. Treated surfaces must remain wet for 10 minutes. [(Rinse) (Wipe up excess liquid (with a paper towel)) (and) (or) (Allow to air dry) (Rinsing of floors is not necessary unless they are to be waxed or polished) (**Rinse all treated surfaces that come in contact with food such as countertops, appliances, tables and stovetops with potable water before reuse)]. Change cloth, sponge or towels frequently to avoid redeposition of soil. [(Change the solution) (A fresh solution must be prepared) (Prepare a fresh solution)] at least daily or [(more often if use solution) (when use solution)] becomes visibly [(dirty) (soiled)]. (**Note to reviewer: This statement must be used on all labels with food contact surface uses.)

FOR USE AS A ONE-STEP CLEANER/DISINFECTANT:

1. Pre-clean heavily soiled areas.
2. Apply (use solution of) [(1 ounce) (((a) (one)) (1-) ounce packet)] of this product per 1 gallon of water (703 ppm active) (or equivalent use dilution) to hard, non-porous surfaces using a sponge, brush, cloth, mop, auto scrubber or mechanical spray device ((hand pump) coarse pump or trigger spray device) or by immersion. For spray applications, spray 6-8 inches from surface. Do not breathe spray.
3. Rub with brush, cloth, or sponge.
4. To disinfect, all surfaces must remain wet for 10 minutes.
5. [(Rinse) (Wipe up excess liquid (with a paper towel)) (and) (or) (Allow to air dry)].
6. Change cloth, sponge or towels frequently to avoid redeposition of soil. [(Change the solution) (A fresh solution must be prepared) (Prepare a fresh solution)] at least daily or [(more often if use solution) (when use solution)] becomes visibly [(dirty) (soiled)].


[(FOR DISINFECTING HARD, NON-POROUS SURFACES AGAINST) (SPECIAL INSTRUCTIONS FOR INACTIVATING)] [(AVIAN INFLUENZA A (H5N1) (H9N2)) (INFLUENZA A (H1N1))] VIRUS: For use in homes, hospitals, hotels, motels, schools, animal premises, and other non-animal use sites, follow the **DISINFECTION/VIRUCIDAL*/FUNGICIDAL/MOLD AND MILDEW PERFORMANCE IN INSTITUTIONS AND NON-MEDICAL FACILITIES** directions. (Note: For Animal Premise use sites, use the correct language as indicated.)

DISINFECTION/FUNGICIDAL/VIRUCIDAL*/MOLD AND MILDEW USE DILUTION CHART

Ounces of Product	Amount of Water
¼ ounce	¼ gallon (1 quart)
½ ounce	½ gallon
1.0 ounce	1 gallon
2.5 ounces	2.5 gallons
5.0 ounces	5 gallons
10.0 ounces	10 gallons

DILUTION GUIDE:

Use	Dilution	Contact Time
For Hospital or Medical Environment claims	1 oz/1 gal. water	10 minutes
For General or Broad Spectrum claims	1 oz/1 gal. water	10 minutes
For Public Health Virucidal* claims	1 oz/1 gal. water	10 minutes
For Animal Virucidal* claims	1, **1.25 or ***4oz/1gal. water	10 minutes
For Non-Food Contact Sanitizing claims	1 oz/1 gal. water	1 minute



For Food Contact Sanitizing claims	1-2oz/3.5 gal. water	1 minute
For Fungicidal claims	1 oz/1 gal. water	10 minutes
For Mold and Mildew claims	1oz/1 gal. water	10 minutes

HOSPITAL/HEALTH CARE/INSTITUTIONAL

(Note for reviewer: For labels that list medical premises and metal and/or stainless steel surfaces, one of the following FDA/EPA Memorandum of Understanding statements must be used.)

This product is not to be used as a terminal sterilant/high level disinfectant on any surface or instrument that (1) is introduced directly into the human body, either into or in contact with the bloodstream or normally sterile areas of the body, or, (2) contacts intact mucous membranes but which does not ordinarily penetrate the blood barrier or otherwise enter normally sterile areas of the body. This product can be used to pre-clean or decontaminate critical or semi-critical medical devices prior to sterilization or high-level disinfection.

(Or)

[(Not for use on medical devices or medical equipment surfaces) (This product is not for use on Medical device surfaces)].

***KILLS HIV, HCV and HBV ON PRECLEANED ENVIRONMENTAL SURFACES/OBJECTS PREVIOUSLY SOILED WITH BLOOD/BODY FLUIDS** in health care settings or other settings in which there is an expected likelihood of soiling of hard non-porous surfaces/objects with blood or body fluids and in which the surfaces/objects likely to be soiled with blood or body fluids can be associated with the potential for transmission of human immunodeficiency virus Type 1 (HIV-1) (associated with AIDS), Hepatitis B virus (HBV) and Hepatitis C virus (HCV).

SPECIAL INSTRUCTIONS FOR CLEANING AND DECONTAMINATION AGAINST HIV-1, HCV and HBV ON SURFACES/OBJECTS SOILED WITH BLOOD/BODY FLUIDS.

Personal Protection: [(Clean up must always be done wearing protective latex gloves, gowns, masks and eye protection) (Specific barrier protection items to be used when handling items soiled with blood or body fluids are disposable latex gloves, gowns, masks and eye protection)].

Cleaning Procedure: Blood and other body fluids (containing HIV-1, HBV and HCV) must be thoroughly cleaned from hard non-porous surfaces and objects before application of this product.

Disposal of Infectious Materials: Blood and other body fluids, cleaning materials and clothing must be autoclaved and disposed of according to federal, state and local regulations for infectious waste disposal.

Contact Time: For HIV only, leave hard nonporous surfaces wet for 2minutes. For all other viruses and bacteria, leave hard nonporous surfaces wet for 10 minutes. The 2-minute contact time will not control other common types of viruses and bacteria listed on this label.

SURGICAL INSTRUMENT PRESOAK: [(Add) (Mix)] 1 ounce of this product [(to) (with) (per)] 1 gallon of water (or equivalent use dilution) (703 ppm active). Place pre-cleaned instruments in solution to presoak for a minimum of 10 minutes, then proceed with normal sterilization procedure. [(A fresh solution must be prepared) (Prepare a fresh solution)] at least daily or [(more often if use solution) (when use solution)] becomes visibly [(soiled) (dirty)].

Note: Plastic instruments can remain immersed until sterilization. Metal instruments must be removed after 10 minutes, rinsed, dried, and kept in a clean non-contaminated

receptacle until sterilization. Prolonged soaking will cause damage to metal instruments. Surgical instruments must be sterilized before use.

ULTRASONIC BATH DISINFECTANT/FUNGICIDAL DIRECTIONS: Pre-clean heavily soiled objects. Use this product to disinfect hard, non-porous non-critical objects compatible with Ultrasonic cleaning units. Pour a fresh solution of [(1 ounce) ((a) (one))] 1-ounce packet) of this product per 1 gallon of water (or equivalent use dilution) (703 ppm active) (1:128) directly into bath chamber. Place objects into unit and operate for a minimum of 10 minutes (according to manufacturers' use directions). [(Remove objects and [(wash) (rinse)] with sterile water (for injection) (Allow to air dry)]. [(Change the solution) (A fresh solution must be prepared) (Prepare a fresh solution)] at least daily or [(more often if use solution) (when use solution)] becomes visibly [(soiled) (dirty)].

FOR DISINFECTING/FUNGICIDAL USE ON HARD, NON-POROUS (FIBERGLASS) BATH AND THERAPY EQUIPMENT: To remove body oils, dead tissue, soil and all other buildups or organic matter on surfaces after using the unit, drain the water and refill with fresh water to just cover the intake valve. [(Add) (Mix) (Apply)] [(1 ounce) ((a) (one))] 1-ounce packet) of this product [(to) (with) (per)] 1 gallon of water (or equivalent use dilution) (703 ppm active) in the unit at this point. Briefly start the pump to circulate the solution. Turn off pump. Wash down the unit sides, seat of the chair lift, and [(any) (all)] related equipment with a clean swab, brush or sponge. Treated surfaces must remain wet for at least 10 minutes for proper disinfection. After the unit has been thoroughly disinfected, drain solution from the unit and rinse [(any) (all)] [(cleaned) (disinfected)] surfaces with fresh water. The unit is ready for reuse.

CLEANING AND DISINFECTING HARD, NON-POROUS SURFACES ON PERSONAL PROTECTIVE EQUIPMENT (RESPIRATORS): Pre-clean equipment if heavily soiled to ensure proper surface contact. Add 1 ounce of this product to 1 gallon of water (or equivalent use dilution) (703 ppm active). Gently mix for uniform use solution. Apply use solution to surfaces of the respirator with a brush, cloth, mop, sponge, auto scrubber or mechanical spray device (hand pump) coarse pump or trigger spray device) or by immersion. Thoroughly wet all surfaces to be disinfected. For spray applications, spray 6-8 inches from surface. Do not breathe spray. Rub with brush, cloth, or sponge. Treated surfaces must remain wet for 10 minutes. Remove excess solution from equipment prior to storage. Change cloth, sponge, or towels frequently to avoid redeposition of soil. [(Change the solution) (A fresh solution must be prepared) (Prepare a fresh solution) (Replace solution)] at least daily or [(more often if use solution) (when use solution)] becomes visibly [(soiled) (dirty)]. [(The use solution must comply with all OSHA regulations for cleaning respiratory protection equipment) (Gen 200 CFR § 1910.134)].

Under the Federal Insecticide, Fungicide, and Rodenticide Act, this product is registered under EPA Reg. No. 10304-105
MAR 2 1992

SANTIZER DIRECTIONS FOR NON-FOOD CONTACT SURFACES UNDER IN INSTITUTIONAL FACILITIES

ULTRASONIC BATH SANITIZER DIRECTIONS: Pre-clean soiled objects. Use this product to sanitize hard non-porous, non-critical objects compatible with Ultrasonic cleaning units. Pour a fresh solution of [(1 ounce) ((a) (one))] 1-ounce packet) of this product per 1 gallon of water (or equivalent use dilution) (703 ppm active) directly into bath chamber. Place objects into unit and operate for a minimum of 1 minute (according to manufacturers' use directions). [(Remove objects and rinse with sterile water (for injection) (and) (or) (Allow to air dry)]. [(Change the solution) (A fresh solution must be prepared) (Prepare a fresh solution)] at least daily or [(more often if use solution) (when use solution)] becomes visibly [(soiled) (dirty)].

Note: This product in its use solution is compatible with stainless steel, aluminum and most other hard nonporous surfaces. Before product use, it is recommended that you

apply product to a smaller test area to determine compatibility before proceeding with its use.

SANITIZATION OF HARD, NON-POROUS SURFACES ON PERSONAL PROTECTIVE EQUIPMENT (RESPIRATORS): [(Add) (Mix) (Apply)] [(1 ounce) ((a) (one)) 1-ounce packet] of this product [(to) (with) (per)] 1 gallon of water (or equivalent use dilution) (703 ppm active). Gently mix for uniform use solution. Apply solution to surfaces of the respirator with a brush, cloth, mop, sponge, auto scrubber or mechanical spray device (hand pump) coarse pump or trigger spray device) or by immersion. Thoroughly wet all surfaces to be sanitized. Treated surfaces must remain wet for 1 minute. Remove excess solution from equipment prior to storage. Change cloth, sponge or towels frequently to avoid redeposition of soil. [(Change the solution) (A fresh solution must be prepared) (Prepare a fresh solution) (Replace solution)] at least daily or [(more often if use solution) (when use solution)] becomes visibly [(soiled) (dirty)].

FOOD PROCESSING PREMISES

FOR CONTROL OF DROSOPHILA SPP. AND PHORIDAE FAMILY OF FLIES ON NON-FOOD CONTACT SURFACES: To control flies on hard non porous non-food contact surfaces such as floors, walls, countertops, metal surfaces, painted surfaces, glazed porcelain, glazed tile, glass, chrome, rubber, and plastic in restaurants, bars, kitchens, dishwashing areas, bar and wait station areas and other food storage areas. After removing gross filth, apply a solution of [(1 ounce) ((a) (one)) 1-ounce packet] of this product per 1 gallon of water (or equivalent use dilution) (703 ppm active) to surfaces and locations where flies may breed. Spray surfaces thoroughly or apply by pouring, mopping or sponging onto the surface. Allow surface to remain wet for 10 minutes. Repeat application 1-2 times per week or as needed. Do not contaminate food and food packaging.

FOR CONTROL OF SMALL FLIES IN DRAINS: For control of small flies: Drosophila spp. and the Phoridae family. Spray or pour solution of [(1 ounce) ((a) (one)) 1-ounce packet] of this product per 1 gallon of water (or equivalent use dilution) (703 ppm active) into drain during time of lowest level of drain use. Add 14 ounces of solution daily to each drain to maintain fly control. Apply around the edge of the drain and coat all sides of inside of drain. Repeat application 1-2 times per week or as needed. Do not contaminate food and food packaging.

MUSHROOM FARM INDUSTRY USE DIRECTIONS

Site Preparation: The first step in any on-going sanitation program must be the removal of gross contamination and debris. This may be accomplished by using a shovel, broom, or vacuum, depending on the area to be disinfected.

Disinfection: For heavily soiled areas, preclean first. Use a [(1 ounce) ((a) (one)) 1-ounce packet] of this product per 1 gallon of water (or equivalent dilution) use solution. Wet all hard nonporous surfaces thoroughly. Treated surfaces must remain wet for 10 minutes. Let air-dry. Prepare a fresh solution for each use.

For Heavy Duty Cleaning: When greater cleaning is desired, use 2 ounces of this product per 1 gallon of water (or equivalent dilution). Heavily soiled areas will require repeated cleaning before treatment.

DO NOT APPLY TO THE MUSHROOM CROP, COMPOST OR CASING. Rinse treated surfaces with potable water before they contact the crop, compost or casing.

ALL SURFACES MUST BE CLEANED AND DISINFECTED IN ACCORDANCE WITH LABEL DIRECTIONS PRIOR TO FOGGING. FOGGING IS AN ADJUNCT OR SUPPLEMENT TO NORMAL CLEANING AND DISINFECTION PROCEDURES AND PRACTICES.

DIRECTIONS FOR FOGGING IN DAIRIES, BEVERAGE AND FOOD PROCESSING PLANTS: Prior to fogging, food products and packaging material must be removed from the room or carefully protected. After cleaning, fog desired areas using 1 quart per 1000 cubic feet of room area with a solution containing 1% ounces of product to 1 gallon of water (or equivalent use dilution) (1,230 ppm active). Wear a dust mist respirator when mixing the use solution and pouring it into the fogging apparatus. Vacate the area of all personnel during fogging and for a minimum of 2 hours after fogging and a minimum of 4 air exchanges (ACH) per hour in the facility. All food contact surfaces must be sanitized with an EPA approved food contact sanitizer solution of 200-400 ppm active (1-2 ounce of this product per 3½ gallons of this product) (or equivalent use dilution) prior to use. [(All food contact surfaces must be thoroughly rinsed prior to reuse with potable water) (Allow food contact surfaces to drain thoroughly before operations are resumed)].

Note: The fog generated is irritating to the eyes, skin and mucous membranes. Under no circumstances must a room or building be entered by anyone within two hours of the actual fogging and a minimum of 4 air exchanges (ACH) per hour in the facility. If the building must be entered, then the individuals entering the building must wear a self-contained respirator approved by NIOSH/MSHA, goggles, long sleeves and long pants.

SANITIZER DIRECTIONS FOR NON-FOOD CONTACT SURFACES in FOOD PROCESSING FACILITIES

SHOE (BOOT) BATH SANITIZER DIRECTIONS: To prevent cross contamination from area to area in animal areas, and the packaging and storage areas of food plants, shoe baths containing one inch of freshly made sanitizing solution must be placed at all entrances to buildings, hatcheries and at all the entrances to the production and packaging rooms. Scrape waterproof shoes and place in a 1-ounce of this product per 1 gallon of water (or equivalent use dilution) (703 ppm active) use solution for 1 minute prior to entering area. [(Change the solution in the bath) (A fresh solution must be prepared) (Prepare a fresh solution)] at least daily or [(more often if use solution) (when use solution)] becomes visibly [(soiled) (dirty)].

FOR FOOT DIP OF WATER PROOF FOOTWEAR: Use this product at 1 ounce per 1 gallon of water in foot dip tray. Shoe baths must contain at least 1 inch of freshly made solution and be placed at the entrances to buildings. Scrape shoes and place in diluted solution for 1 minute before entering building. [(Change the sanitizing solution in the bath) (A fresh solution must be prepared) (Prepare a fresh solution)] at least daily or [(more often if use solution) (when use solution)] becomes visibly [(dirty) (soiled)].

SHOE FOAM DIRECTIONS: To prevent cross contamination from area to area in animal areas, and the packaging and storage areas of food plants, apply a foam layer approximately 0.5 to 2 inches thick made from a solution of 1 to 1.5 ounces per 1 gallon of water (or equivalent use dilution) (703 to 1051 ppm active) at all entrances to buildings, hatcheries, production and packaging rooms by using a foam generating machine or aerator to apply foam layer. Follow the foaming directions as specified by the manufacturer of the foam generator/aerator. Scrape waterproof shoes. Stand and/or walk through foamed area for 1 minute prior to entering area. Foam area must be washed and replaced at least daily or when it appears visibly [(soiled) (dirty)].

SHOE SPRAY SANITIZING DIRECTIONS: For heavily soiled [(work boots) (shoes) (footwear)], [(scrape) (wipe)] with brush, sponge or cloth of Neat Feet Clean Solution Welcome Mat to remove excess [(filth) (dirt)].

1. Hold pre-mixed sanitizer solution of 1 ounce of this product per 1 gallon of water 4-6 inches away from sole of (waterproof) [(work boot) (shoe) (footwear)].
2. Lightly spray to thoroughly wet entire surface.

3. Repeat procedure on other sole.
4. Treated surfaces must remain wet for 3 minutes.
5. [(Allow to air dry) (Wipe up) (Absorb) excess product (by stepping on Neat Feet Clean Shoe Solution Welcome Mat)].

(For food processing or other facilities that have installed entry way sanitizing systems.)

ENTRYWAY SANITIZING SYSTEMS: To prevent cross contamination from area to which animal enters, set the system to deliver 1 oz. of this product per 1 gallon of water (or equivalent use dilution) (703 ppm active) of sanitizing solution. The [(spray) (foam)] must cover the entire path of the doorway. Set the system so that a continuous wetting blanket of sanitizer solution is delivered to the floor.

Do not mix other foam additives to the sanitizing solution.

ANIMAL PREMISES

EFFECTIVENESS AGAINST CANINE PARVOVIRUS (CPV), MINUTE VIRUS OF MICE (PARVOVIRUS) AND PORCINE PARVOVIRUS: Saturate surfaces with the disinfecting solution of 4 ounces per (one) (1) gallon of water (or equivalent use dilution) for a period of 10 minutes. Immerse all halters, ropes and other types of equipment used in handling and restraining animals, as well as forks, shovels, and scrapers used for removing litter and manure. After application, ventilate buildings and other closed spaces. Do not house animals or employ equipment until treatment has been absorbed, set or dried. All treated equipment that will contact feed or drinking water (racks, troughs, automatic feeders, fountains and waterers) must be thoroughly scrubbed with soap or detergent then rinsed with potable water before reuse. Change cloth, sponge or towels frequently to avoid redeposition of soil. [(Change the solution) (A fresh solution must be prepared) (Prepare a fresh solution)] at least daily or [(more often if use solution) (when use solution) becomes visibly (dirty) (soiled)].

HOSE DISPENSER (Note: this is to be used with the above claim only): The hose end sprayer is calibrated to deliver 4 ounces per gallon of water, and when hose is attached to this bottle will treat 12,000 square feet. Attach sprayer to hose. Secure tightly. Check that the sprayer is in the off position. Turn on water. Turn sprayer to on position. Spray evenly over surface. When finished turn sprayer to off position and then turn water off. Separate mixing of the concentrate or other application equipment is not required. First ensure the hose faucet is turned off.

TERRARIUM AND SMALL ANIMAL CAGE AND CAGE FURNITURE DISINFECTION: Animals frequently defecate on hot rocks and other hard non-porous cage furniture items inside your terrarium. This can result in high bacteria and ammonia levels that can lead to possible infection/disease in your animals. When used regularly this product can eliminate these high bacterial/ammonia levels in your cage and on your cage furniture items. (Use on rocks and driftwood not allowed in California.)

1. Remove all animals.
2. Thoroughly clean all surfaces and objects (hot rocks, caves, cage furniture, feeding and watering dishes, and appliances) including the substrate in the terrarium or cage with soap or detergent and rinse with water.
3. Saturate all hard nonporous surfaces (such as floors, walls, cages and other washable hard, non-porous surfaces) with the disinfecting and virucidal* solution of [(1 oz) (**1.25 oz.) (***(4 oz.)] of this product per 1 gallon of water so as to wet thoroughly.
4. Apply by cloth, mop, brush, sponge, auto scrubber, mechanical spray device (hand pump) coarse pump or trigger spray device) or by immersion. For spray applications, spray 6-8 inches from surface. Do not breathe spray. Rub with brush,

cloth, or sponge. For smaller surfaces, use a trigger spray bottle to spray all surfaces with solution.

Allow surfaces to remain wet for a period of 10 minutes.

Saturate gravel as above and let stand for 10 minutes. Place in bucket of clean water and swirl for 15-30 seconds. Thoroughly air dry before returning to terrarium. Thoroughly scrub all treated surfaces (except gravel) with soap or detergent and rinse with potable water before reuse.

Do not return animals to the habitat until it is dry and ventilated.

Clean terrarium at least once weekly or more as needed. Change cloth, sponge or towels frequently to avoid redeposition of soil.

10. [(Change the solution) (A fresh solution must be prepared) (Prepare a fresh solution)] at least daily or [(more often if use solution) (when use solution) becomes visibly [(soiled) (dirty)].

Note: Substrates for desert terrariums (i.e. gravel) must be completely dry before returning to terrarium to avoid high humidity levels. Always replace substrate if a foul odor persists. Do not apply this product directly onto the small animal. If this product comes into contact with the small animal's skin, then immediately wash the material off of the animal with lukewarm water. If the small animal ingests this product, contact your veterinarian immediately.


REPTILE TANK CLEANING AND DISINFECTION DIRECTIONS: Remove all reptiles from the [(enclosure) (tank)] prior to cleaning and disinfecting. Remove all litter or drippings from surfaces. Empty all equipment used for feeding or watering reptiles. Thoroughly clean all surfaces with soap or detergent and rinse with water. [(Saturate with) (Use) (Apply)] disinfecting and virucidal* solution of [(1 ounce) (((a) (one)) 1-ounce packet)] of this product per 1 gallon of water (or equivalent dilution) to hard nonporous surfaces (of the enclosure) (tank)). Apply by cloth, mop, brush, sponge, auto scrubber, mechanical spray device ((hand pump) coarse pump or trigger spray device) or by immersion until thoroughly wet. For spray applications, spray 6-8 inches from surface. Do not breathe spray. Allow surfaces to remain wet for 10 minutes. Wipe dry (with a paper towel). Rinse all surfaces that come in contact with food with potable water before reuse. Allow the [(enclosure) (tank)] to ventilate for a minimum of 10-15 minutes before replacing the reptiles. Change cloth, sponge or towels frequently to avoid redeposition of soil. [(Change the solution) (A fresh solution must be prepared) (Prepare a fresh solution)] at least daily or [(more often if use solution) (when use solution)] becomes visibly [(soiled) (dirty)].

Note: Do not apply this product directly onto the reptile. If this product comes into contact with the reptile's skin, then immediately wash the material off of the animal with lukewarm water. If the reptile ingests this product, contact your veterinarian immediately.

SANITIZER DIRECTIONS FOR NON-FOOD CONTACT SURFACES IN ANIMAL PREMISES

TO SANITIZE HOOF TRIMMING EQUIPMENT: Prior to application, pre-clean hoof trimming equipment before and after use on each animal with detergent and warm water or compatible cleaner to remove soil using a pre-scrape, pre-flush, or when necessary, pre-soak followed by a potable water rinse. To sanitize, follow the **NON-FOOD CONTACT SANITIZING PERFORMANCE** directions.

ALL SURFACES MUST BE CLEANED AND DISINFECTED IN ACCORDANCE WITH LABEL DIRECTIONS PRIOR TO FOGGING. FOGGING IS AN ADJUNCT OR SUPPLEMENT TO NORMAL CLEANING AND DISINFECTION PROCEDURES AND PRACTICES.



TREATMENT OF HATCHERY ROOMS USING FOGGING DEVICES: Remove all animals and feed from [(premises) (areas to be treated)], vehicles and enclosures. Remove all litter and manure from floors, walls and surfaces of the room to be treated. Empty all troughs, racks and other feeding and watering appliances. Thoroughly clean all surfaces with soap or detergent and rinse with water. Close room off so fog is confined to room to be treated. Mix 155 ounces of this product to 2.5 gallons of water (or equivalent use dilution). Wear a dust mist respirator when mixing the use solution and pouring it into the fogging apparatus. Insert the nozzle of the fogger through a suitable opening into the room. With the setting in maximum output, fog for one minute for each 4000 cubic feet of space in the room. Vacate the room of all personnel during fogging for a minimum of 2 hours of actual fogging and a minimum of 4 air exchanges (ACH) per hour in the facility. When fogging is completed ventilate buildings and other closed spaces. Do not house [(livestock) (animals)] or employ equipment until treatment has been absorbed or dried. Thoroughly clean all treated surfaces with soap or detergent and rinse with water.

TREATMENT OF INCUBATORS AND HATCHERS USING FOGGING DEVICES: Only for treatment of setters and hatchers after poultry/chicks/eggs have been removed. Not for treatment of hatchers which contain chicks/eggs. Mix 16 ounces of this product to 128 ounces of water (or equivalent use dilution). Wear a dust mist respirator when mixing the use solution and pouring it into the fogging apparatus. Fog 3-8 ounces of this into setters and hatchers immediately after transfer. Repeat daily in setters and every 12 hours in hatchers. Discontinue hatcher treatments at least 24 hours prior to pulling the hatchers. Do not allow people to contact or breathe this fog. It is acceptable to fog setters and hatchers with a 1.25-ounce of this product per 1 gallon of water solution (or equivalent use dilution) on an hourly or every other hour basis. If this is done, fog for 30-90 seconds once per hour or once every two hours. When fogging is complete, ventilate buildings, and other closed spaces. Do not house [(livestock) (animals)] or employ equipment until treatment has been absorbed or dried. Thoroughly scrub all treated feed racks, mangers, troughs, automatic feeders, fountains and waterers, and other treated equipment with soap or detergent, and rinse with potable water before reuse.

(Note to Reviewer: The following statements must be used with either of the previous two (2) fogging directions for use).

Note: The fog generated is irritating to the eyes, skin and mucous membranes. Under no circumstances must a room or building be entered by anyone within two hours of the actual fogging and a minimum of 4 air exchanges (ACH) per hour in the facility. If the building must be entered, then the individuals entering the building must wear a self-contained respirator approved by NIOSH/MSHA, goggles, long sleeves and long pants.

BARBER/SALON

DISINFECTION/FUNGICIDE/MRUCIDE* GROOMING CLIPPERS, HAIR CLIPPERS, ELECTRIC SHEARS, BARBER/SALON SHEARS AND OTHER IMPLEMENTS: Remove hair, dandruff and dust particles prior to disinfecting the blades. [(Turn the clipper off occasionally during use and spray between the teeth of blades) (While clipper/shear is running, hold in the downward position and spray)] with use solution. Do not spray on the clipper case or drip into clipper housing. Immerse pre-cleaned barber/salon tools such as combs, brushes, plastic rollers, razors, clipper and trimmer blades, tweezers, manicure/pedicure tools, clippers, scissors, and other salon instruments and tools. Treated surfaces must remain wet for at least 10 minutes. [(Rinse) (Wipe up excess liquid (with a paper towel)) (and) (or) (Allow to air dry)]. [(Change the solution) (A fresh solution must be prepared) (Prepare a fresh solution)] at least daily or [(more often if use solution) (when use solution)] becomes visibly [(dirty) (soiled)].

Note: Plastic instruments can remain immersed until ready to use. Stainless steel shears and other metal instruments must be removed after 10 minutes, rinsed, dried, and kept in a clean, non-contaminated receptacle. Prolonged soaking will cause damage to metal instruments.

DISINFECTION/FUNGICIDE/MRUCIDE* OF HARD, NON-POROUS SURFACES IN FOOTBATHS: To remove body oils, dead tissue, soil and all other buildups or organic matter on surfaces after using the footbath, drain the water and thoroughly clean all surfaces with soap or detergent, then rinse with water. [(Saturate with) (Use) (Apply)] a use solution of [(1 ounce) ((a) (one)) 1-ounce packet] of this product [(to) (with) (per)] 1 gallon of water (or equivalent use dilution) (703 ppm active) on all surfaces with a brush, cloth, mop, sponge, auto scrubber or mechanical spray device (hand pump) coarse pump or trigger spray device). Brush or swab thoroughly and allow solution to stand for 10 minutes. For spray applications, spray 6-8 inches from surface. Do not breathe spray. After the unit has been thoroughly disinfected, rinse all [(cleaned) (treated)] surfaces with fresh water. Do not use equipment until treatment has been absorbed, set or dried. Change cloth, sponge or towels frequently to avoid redeposition of soil. [(Change the solution) (A fresh solution must be prepared) (Prepare a fresh solution)] at least daily or [(more often if use solution) (when use solution)] becomes visibly [(soiled) (dirty)].

SANITIZER DIRECTIONS FOR NON-FOOD CONTACT SURFACES in BARBER/SALON FACILITIES

SALON BARBER INSTRUMENTS AND TOOLS SANITIZER DIRECTIONS (Not applicable in California): Pre-clean soiled instruments and tools. Follow NON-FOOD CONTACT SANITIZING PERFORMANCE use directions.

Note: Plastic instruments can remain immersed until ready to use. Stainless steel shears and other metal instruments must be removed after 10 minutes, rinsed, dried, and kept in a clean non-contaminated receptacle. Prolonged soaking will cause damage to metal instruments.

RESTROOM/BATHROOM

NON-ACID TOILET BOWL (& URINAL) (& BATHROOM) DISINFECTANT/CLEANER DIRECTIONS

CONCENTRATE INSTRUCTIONS

FROM CONCENTRATE: Remove gross filth prior to disinfection. [(Add) (Apply)] [(1 ounce) ((a) (one)) 1-ounce packet] of this product (or equivalent use dilution) (703 ppm active) directly into the [(toilet bowl) (or) (urinal)] (and mix). Brush thoroughly over exposed surfaces and under the rim with a brush, cloth, mop, or sponge, auto scrubber, or mechanical spray device (hand pump) coarse pump or trigger spray device). Repeat and allow solution to stand for 10 minutes and flush. Change cloth, sponge or towels frequently to avoid redeposition of soil.

FOR HEAVY DUTY CLEANING: Pre-clean heavily soiled areas. Empty toilet bowl or urinal and apply 2 ounces of this product to exposed surfaces including under the rim with a brush, cloth, mop, sponge, auto scrubber or mechanical spray device (hand pump) coarse pump or trigger spray device). Allow solution to stand for 10 minutes and remove. For sprayer application, spray 6-8 inches from surface. Brush or swab thoroughly and allow solution to stand for 10 minutes and flush. Change cloth, sponge or towels frequently to avoid redeposition of soil.

USE SOLUTION INSTRUCTIONS

Under the Federal Insecticide, Fungicide, and Rodenticide Act as amended, for the purpose of registration under

PREPARATION OF USE SOLUTION: Mix [(1 ounce) (((a) one))] (1-) ounce packet]] of this product [(to) (with) (per)] 1 gallon of water (or equivalent use dilution) (703 ppm active).

FROM USE SOLUTION: Preclean surface. Empty water out of toilet bowl or urinal and apply ½ to 1 ounce use solution to exposed surfaces, including under the rim with a brush, cloth, mop, sponge, auto scrubber or mechanical spray device (hand pump) coarse pump or trigger spray device). For spray applications, spray 6-8 inches from surface. Do not breathe spray. Allow solution to stand for 10 minutes and flush. Swab all areas after spraying. Refill toilet bowl or urinal with water. Change cloth, sponge or towels frequently to avoid redeposition of soil. [(Change the solution) (A fresh solution must be prepared) (Prepare a fresh solution)] at least daily or [(more often if use solution) (when use solution)] becomes visibly [(soiled) (dirty)].

DEEP CLEANING/DISINFECTING [(WATERFREE) (WATERLESS)] URINALS: Preliminary cleaning is required for heavily soiled surfaces. Remove and properly dispose of cartridge according to manufacturer's directions. Deep clean or disinfect the entire urinal by applying ½ to 1 ounce of use solution directly onto surface. [(Brush) (scrub) surfaces and let solution stand for 10 minutes. Dry surface with a soft cloth. Do not pour excess or soiled water down waterless urinal trap. [(A fresh solution must be prepared) (Prepare a fresh solution)] at least daily or [(more often if use solution) (when use solution)] becomes visibly [(soiled) (dirty)].

GENERAL CLEANING TOILET BOWL: [(Apply) (Open cap) (Squeeze gently, directing)] ½ to 1 oz of bowl cleaner under the rim and on sides of bowl (inside only). Brush, clean and flush toilet. (Close cap). Rinse brush with clean water.

TO CLEAN WATERFREE (WATERLESS) URINALS: Remove any debris from the bowl. Spray ½ - 1 oz. of use solution onto urinal surface. DO NOT spray product directly onto cartridge. Wipe surface to clean. Change cartridge as needed.

OTHER INSTRUCTIONS

FOR USE TO CLEAN AND DISINFECT SHOWER ROOMS, LOCKER ROOMS AND OTHER LARGE, OPEN AREAS WITH FLOOR DRAINS:

1. Preclean heavily soiled areas.
2. Apply use solution of [(1 ounce) (((a) one))] 1-ounce packet]] of this product per 1 gallon of water (703 ppm quat active) (or equivalent use dilution) to floors, walls and ceilings making sure not to over spray. To disinfect, all hard nonporous surfaces must remain wet for ten (10) minutes.
Special instructions for foam guns: Pour concentrate into foam gun bottle and attach bottle to spray nozzle and ensure gun is attached to hose. **(Note:** See foam gun instructions for more information. Make sure setting is set for a 1:128 dilution.) Once in place, squeeze the handle to disperse foam solution. (Foam guns not for use in California.)

3. Scrub using a deck brush or other coarse material as necessary.

4. Rinse surfaces thoroughly and let air dry.

5. [(Change the solution) (A fresh solution must be prepared) (Prepare a fresh solution)] at least daily or [(more often if use solution) (when use solution)], becomes visibly [(soiled) (dirty)].

FUNGICIDAL/MOLD & MILDEW

HUMIDIFIER DIRECTIONS: Formulated for use in portable (evaporative) humidifiers. Thoroughly clean the hard non-porous surfaces of the water tank and filters before each heating season, or sooner if necessary. [(Add) (Mix) (Apply)] [(1 ounce) (((a) one))] (1-) ounce packet]] of this product per 1 gallon of refill water (or equivalent use dilution). When you refill the tank, [(add) (mix) (apply)] ¼ ounce of this product for every 2 gallons

of water added in the tank (or equivalent use dilution). [(Rinse) (Wipe up excess liquid (with a paper towel)) and] (or) (Allow to air dry)]. Surface must be dry before returning unit to use. Not for use in heat vaporizing or atomizing type vaporizer humidifiers.

DEODORIZATION/CLEANING

(Note to reviewer: Use as a deodorizer is not allowed in CA.)

(FOR USE AS A) (GENERAL) CLEANER AND/OR DEODORIZER (DIRECTIONS): Apply use solution of 1-2 ounces of this product per 1 gallon of water to surfaces. [(Rinse) (Wipe up excess liquid (with a paper towel)) and] (or) (Allow to air dry)]. For heavy-duty use, [(add) (mix) (apply)] 2 ounces of this product per 1 gallon of water to clean surfaces.

GENERAL DEODORIZATION: To deodorize, [(add) (mix) (apply)] 1-2 ounces of this product [(to) (with) (per)] 1 gallon of water. [(Rinse) (Excess liquid material must be wiped up) (Wipe up excess liquid (with a paper towel)) and] (or) (Allow to air dry)].

FOR DEODORIZING SEPTIC STORAGE TANKS: Preclean heavily soiled areas. When tanks are empty, pour 1-2 oz. of this product for every gallon of water in tank on recreational vehicles, campers and boats to control odors. As tank fills with sewage and the vehicle is moving, this solution will mix and provide an adequate deodorizing solution for this use. This product is to be used on gray and black water tanks only. Check with local, state, or federal authorities before disposing of sewage in accordance to federal, state and local regulations for waste disposal.

RV HOLDING TANKS/RECREATIONAL VEHICLES: For toilet waste and holding tanks, cover bottom of holding tank with water and add 1-2 ounces of this product [(to) (with) (per)] 1 gallon of water to deodorize. If odors return before time to empty, [(add) (mix) (apply)] 1-2 ounces per 1 gallon of water to the tank. For kitchen waste, [(add) (mix) (apply)] 1-2 ounces per 1 gallon of water to gray water tank as needed to control malodors created by dirty dishwasher.

AUTOMOTIVE USES: A solution of 1-2 ounces of this product [(to) (with) (per)] 1 gallon of water will effectively neutralize (damp musty) odors. Spray or apply onto seats, carpets, headliner and ashtray or into trunk and all vents to eliminate odors from tobacco, food, beverage spills and musty carpet. For sprayer applications, use a coarse spray device. [(Wipe up excess liquid (with a paper towel)) and] (or) (Allow to air dry)].

AIR FRESHENER: A solution of 1-2 ounces of this product [(to) (with) (per)] 1 gallon of water will effectively neutralize (damp musty) odors caused by mildew in storage areas, basements, closets, bathrooms and A/C filters. Spray to eliminate odors from tobacco, food, beverage spills and musty carpet. For sprayer applications, use a coarse spray device. [(Wipe up excess liquid (with a paper towel)) and] (or) (Allow surface to air dry)].

WATERBED CONDITIONER: When used as a waterbed conditioner, this product eliminates the odor. If bed has not been treated properly, drain bed completely. Add 15 gallons of water, mix vigorously, drain bed again. Fill bed with water and follow dosage directions.

Dosage: To eliminate the odor, add 4.56 fluid ounces of this product in a [(waveless/fiber) (free flow)] waterbed of 90 to 180 gallon capacity. Repeat application every 4 to 6 months.

GLASS CLEANING/DEODORIZING DIRECTIONS: Use a 1-2 ounce of this product per 1 gallon of water use solution to clean and deodorize windows, mirrors, glass surfaces. Use a coarse spray device. For spray applications, spray on hinges from surface. Do not breathe spray. Rub with sponge or cloth. Change cloth, sponge or towels frequently to avoid redeposition of soil.

ACCEPTED

Under the Federal Insecticide, Fungicide, and Rodenticide Act as amended for the purpose of registration with EPA Reg. No. 6394-105

WATER SUPPLY & RIVER FLOODING: To use as a deodorizer, dilute 1-2 ounces of this product per 1 gallon of water allowing for the diluting effect of absorbed water within saturated materials. Remove gross filth or heavy soil along with non-salvageable materials. Saturate all affected areas with a mechanical spray device (coarse pump or trigger spray device) before and after cleaning and extraction. For spray applications, spray 6-8 inches from surface. Do not breathe spray. Use proper ventilation; open windows.

CARPETS, CARPET CUSHIONS, UPHOLSTERY, DRAPES AND OTHER POROUS MATERIALS, SUB FLOORS, DRYWALL, TRIM AND FRAME LUMBER, TACKLESS STRIP AND PANELING: To use as a deodorizer against water damage, extract the excess water. Test hidden area for colorfastness. Dilute 1 to 2 ounces of this product per 1 gallon of water, allowing for the diluting effect of absorbed water within saturated materials. Remove gross filth or heavy soil. Apply directly with a mechanical spray device (coarse pump or trigger spray device) to fully saturate affected materials. For spray applications, spray 6-8 inches from surface. Do not breathe spray. Roll, brush or agitate into materials. Follow with a thorough extraction. Dry rapidly and thoroughly.

MOKE DAMAGE RESTORATION: Effective for home, institutional, industrial and hospital use against odors caused by smoke damage. This product is particularly suitable for use in smoke damage restoration situations. Saturate affected materials with enough product to remain wet for at least 10 minutes. Use proper ventilation.

WATER AND SMOKE DAMAGE RESTORATION: Effective against odors caused by smoke and water damage for home, institutional, industrial and hospital use. This product is particularly suitable for use in water damage restoration situations. Saturate affected materials with enough product to remain wet for at least 10 minutes. Use proper ventilation.

SPECIAL INSTRUCTIONS FOR CLEANING CARPETS: This product can be used to deodorize carpets in industrial, institutional, commercial and residential areas such as homes, motels & hotel chains, nursing homes, schools and hospitals. For use on wet cleanable synthetic fibers. Do not use on wool. Vacuum carpet thoroughly prior to cleaning. Test fabric for color fastness.

For Portable Extraction Units: Mix 1-2 ounces of this product per 1 gallon of water (or equivalent use dilution).

For Truck Mounted Extraction Machines: Mix 1-2 ounces of this product per 1 gallon of water (or equivalent use dilution) and meter at 4 gallons per hour.

Jr Rotary Floor Machines: Mix 1-2 ounces of this product per 1 gallon of water (or equivalent use dilution) and apply at the rate of 300-500 sq. ft. per 1 gallon.

Do not mix this product with other cleaning products. Follow the cleaning procedures specified by the manufacturer of the cleaning equipment. After using this product, set the carpet pile and protect the carpet from furniture legs and bases while drying. Do not over wet. If applied to stain resistant nylon carpet, apply a fabric protector according to the carpet manufacturer's directions.

CARPET [(CLEANING) (DEODORIZATION)] FOR HOME, INSTITUTIONAL, INDUSTRIAL AND HOSPITAL USE

This product [(cleans) (and deodorizes)] the carpet. It can be used in industrial, institutional, commercial and residential areas such as homes, motels, hotel chains, nursing homes and hospitals.

Vacuum carpet thoroughly prior to application. Mix 1-2 ounces of this product per 1 gallon of water (or equivalent use dilution). Follow the injection and/or extraction procedures as specified for any conventional steam cleaning equipment you are using.

For rotary floor machines, mix 1-2 ounces of this product per 1 gallon of water and spray on carpet at a rate of 300-500 sq. ft. per 1 gallon.

[(For use) (Use this product)] on washable synthetic fibers. Do not use on wool. Test color fastness of carpet before use. Apply diluted product to a small concealed spot, then rub with a clean white cloth. If color changes or transfers to the cloth, a water-based product must not be used.

After using the product, set carpet pile in one direction with a stiff brush. Place aluminum foil under the legs of furniture while carpet is drying. Over-wetting can cause carpet to shrink. Manufacturer assumes no responsibility for over-wetting misuse.

Note: This product must not be mixed with other cleaning products.

CLEANSING OF BODY SURFACES AND BODY ORIFICES OF HUMAN REMAINS:

To cleanse away skin secretions and accompanying malodor, to insure the removal of all soil and bloodstains, and to remove and reduce surface contamination, apply 1-2 ounces of this product to 1 gallon of water to the surfaces and body openings, natural or artificial. Bathe the entire body using sponge or washcloth. A soft brush may be employed on surfaces other than the face. Allow a 10-minute contact time for optimal results. [(Fresh solution must be prepared) (Prepare fresh solution)] for each [(cadaver) (remains)] at least daily or [(more often if use solution) (when use solution)] becomes visibly [(dirty) (soiled)].

FOR USE ON FINISHED FLOORS: To limit gloss reduction, use 1-2 ounces of this product [(to) (with) (per)] 1 gallon of water. Apply with a damp mop or auto scrubber. Allow surface to air dry.

OTHER USES

DISINFECTION/FUNGICIDE/VIRUCIDE* OF HARD, NON-POROUS SURFACES IN WHIRLPOOL UNITS: After using the whirlpool unit, drain and refill with fresh water to just cover the intake valve. [(Add) (Mix) (Apply)] 1 ounce of this product [(to) (with) (per)] 1 gallon of water (or equivalent use dilution) (703 ppm active). Briefly start the pump to circulate the solution. Turn off the pump. Wash down the unit sides, seat of the chair lift and (any) (all) other related equipment with a clean swab, brush or sponge. Treated surfaces must remain wet for 10 minutes. After the unit has been thoroughly disinfected, drain the solution from the unit and rinse (any) (all) cleaned surfaces with fresh water. Repeat for heavy soiled units. [(Change the solution) (A fresh solution must be prepared) (Prepare a fresh solution)] at least daily or [(more often if use solution) (when use solution)] becomes visibly [(soiled) (dirty)].

FOR DISINFECTING BAGLESS VACUUM CLEANERS: [(Add) (Mix) (Apply)] [(1 oz.) ((a) (one)) (1-ounce packet)] of this product [(to) (with) (per)] 1 gallon of water (703 ppm active) (or equivalent use dilution). Turn off and unplug vacuum cleaner. Remove the hard, non-porous container that houses collected material from the vacuum cleaner. Empty contents into a waste receptacle. Rinse collection container with water and wipe clean to remove any additional collected material. Apply solution to collection container with a brush, cloth, sponge or mechanical spray device ((hand pump) coarse pump or trigger spray device) so as to wet all surfaces thoroughly. For sprayer applications, spray 6-8 inches from surface. Allow surfaces to remain wet for 10 minutes. [(Wipe up excess liquid (with a paper towel)) (and) (or) (Allow to air dry)]. Reattach container to vacuum cleaner. Change cloth, sponge or towels frequently to avoid redeposition of spore. [(Change the solution) (A fresh solution must be prepared) (Prepare a fresh solution) at least daily or [(more often if use solution) (when use solution)] becomes visibly [(soiled) (dirty)].

MAR 26 2004
United States Federal Installation, Furniture, and
Furniture Division

FOR DISINFECTING NON-POROUS VACUUM CLEANER BRUSHES: Add [(1 oz.) ((a) (one))] [(1-ounce packet)] of this product to 1 gallon of water (703 ppm active) (or equivalent use dilution). Turn off and unplug vacuum cleaner. Remove the non-porous brushes from vacuum cleaner. Submerge brush in solution so as to wet all surfaces thoroughly. Allow surfaces to remain wet for 10 minutes. [(Wipe up excess liquid (with a paper towel))] (and) (or) (Allow to air dry)]. Reattach brushes to vacuum cleaner. [(Change the solution) (A fresh solution must be prepared) (Prepare a fresh solution)] at least daily or [(more often if use solution) (when use solution)] becomes visibly [(soiled) (dirty)].

DIRECTIONS FOR HOUSEHOLD USE

KITCHEN/BATHROOM/HOUSEHOLD CLEANING: Apply [(1 oz.) ((a) (one))] [(1-ounce packet)] of this product per gallon of water use solution with a brush, cloth, sponge, mop, auto scrubber or mechanical spray device (hand pump) coarse pump or trigger spray device) directly onto hard, non-porous surfaces. For spray applications, hold container 6 inches to 8 inches from surface and spray until thoroughly wet. [(Rinse) (Wipe the soiled area clean) (Wipe up excess liquid (with a paper towel))] (Allow to air dry)]. Change cloth, sponge or towels frequently to avoid redeposition of soil. This product is not to be used to clean or disinfect on dishware, glasses or eating utensils.

DISINFECT/DEODORIZE: Apply [(1 oz.) ((a) (one))] [(1-ounce packet)] of this product [(to) (with) (per)] 1 gallon of water (703 ppm active) (or equivalent use dilution) with brush, cloth, sponge, mop, auto scrubber or mechanical spray device (hand pump) coarse pump or trigger spray device). For spray applications, hold container 6 inches to 8 inches from surface and spray until thoroughly wet. For disinfection, treated surface must remain wet for 10 minutes before wiping. For heavily soiled areas a pre-cleaning step is required. The pre-cleaning step must be done according to the instructions under Kitchen/Bathroom/Household Cleaning directions for use. [(Rinse with potable water after use on surfaces that come in contact with food) (Wipe up excess liquid (with a paper towel)) (Allow to air dry)]. Change cloth, sponge or towels frequently (with a redeposition of soil. [(Change the solution) (A fresh solution must be prepared) (Prepare a fresh solution)] at least daily or [(more often if use solution) (when use solution)] becomes visibly [(soiled) (dirty)].

SANITIZER DIRECTIONS FOR NON-FOOD CONTACT SURFACES

SANITIZATION OF HARD, NON-POROUS SURFACES IN WHIRLPOOL UNITS: To remove body oils, dead tissue, soil and all other buildups or organic matter on surfaces after using the whirlpool unit, drain and refill with fresh water to just cover the intake valve. [(Add) (Mix) (Apply)] 1 ounce of this product per 1 gallon of water (or equivalent use dilution) (703 ppm active) in the unit at this point. Briefly start the pump to circulate the solution. Turn off the pump. Wash down the unit sides, seat of the chair lift and (any) (all) other related equipment with a clean swab, brush or sponge. Treated surfaces must remain wet for 1 minute. After the unit has been thoroughly sanitized, drain the solution from the unit and rinse (any) (all) cleaned surfaces with fresh water. Repeat for heavily soiled units. [(Change the solution) (A fresh solution must be prepared) (Prepare a fresh solution)] at least daily or [(more often if use solution) (when use solution)] becomes visibly [(soiled) (dirty)]. The unit is ready for reuse.

SANITIZATION OF EXTERIOR HOUSEHOLD SURFACES DIRECTIONS

Preparation of Use Solution: [(Add) (Mix) (Apply)] 1 ounce of this product per 1 gallon of water (703 ppm active) (or equivalent use dilution) to sanitize hard, non-porous exterior surfaces such as vinyl, plastic, sealed concrete, painted or sealed woodwork, and sealed stucco. Surfaces to be treated include house siding, decks, patios, walkways and driveways.

Application: Preclean heavily soiled areas. Apply solution with a brush, auto scrubber, mechanical spray device (hand pump) coarse pump or trigger spray device), or with a low-pressure (less than 60 psi) airless sprayer so as to wet all surfaces thoroughly. Treated surfaces must remain wet for 1 minute. For sprayer applications, spray 6 inches to 8 inches from surface. Treated surfaces must remain wet for 1 minute. Wearing suitable respiratory protective equipment and protective eyewear to control exposure to spray, pressure wash surfaces to thoroughly clean all treated areas using a high-pressure spray. Do not breathe spray. Change cloth, sponge or towels frequently to avoid redeposition of soil. [(Change the solution) (A fresh solution must be prepared) (Prepare a fresh solution)] at least daily or [(more often if use solution) (when use solution)] becomes visibly [(soiled) (dirty)]. One-half gallon of diluted product will treat 200-300 sq ft of surface. User must wear protective eyewear as well as respiratory protective equipment.

HORTICULTURAL AND ORNAMENTAL USE DIRECTIONS: Do not apply this product in a way that will contact workers or other persons, either directly or through drift. Only protected handlers may be in the area during application. For any requirements specific to your State or Tribe, consult the Agency responsible for pesticide regulation.

DISINFECTING

COMMERCIAL FLORIST USE DIRECTIONS: To clean, disinfect and deodorize hard non-porous surfaces in one step, prepare use solution by [(adding) (mixing)] 1 ounce of this product per 1 gallon of water (1:128) (703 ppm active) (or equivalent use dilution). For heavy-duty use, [(add) (mix)] 2 ounces of this product per 1 gallon of water (or equivalent use dilution). For heavily soiled areas, a preliminary cleaning is required. Remove all leaves, petals, garbage and refuse. Preclean surfaces using pressurized water where possible. Apply use solution to hard non-porous surfaces, thoroughly wetting surfaces as required, with a cloth, mop, brush, sponge, auto scrubber or mechanical spray device (hand pump) coarse pump or trigger spray device). For sprayer applications, spray 6-8 inches from surface. Rub with brush, sponge, mop or cloth. Do not breathe spray. Treated surfaces must remain wet for 10 minutes. [(Wipe up excess liquid (with a paper towel)) (Allow to air dry)]. Change cloth, sponge or towels frequently to avoid redeposition of soil. [(Change the solution) (A fresh solution must be prepared) (Prepare a fresh solution)] at least daily or [(more often if use solution) (when use solution)] becomes visibly [(soiled) (dirty)].

AGRICULTURE USE REQUIREMENTS: (Note to reviewer: This section might be surrounded by a box on label.) Use this product only in accordance with its labeling and with the Worker Protection Standard, 40CFR170. This Standard contains requirements for the protection of agricultural workers on farms, forests, nurseries, and greenhouses, and handlers of agricultural pesticides. It contains requirements for training, decontamination, notification and emergency assistance. It also contains specific instructions and exceptions pertaining to the statements on this label about personal protective equipment (PPE). The requirements in this section (box) only apply to uses of this product that are covered by the Worker Protection Standard. Do not enter or allow worker entry into treated areas during the restricted entry interval (REI) of 4 hours. PPE required for early entry to treated areas that is permitted under the Worker Protection Standard and that involves contact with anything that has been treated, such as plants, soil, or water is: coveralls worn over long sleeved shirt and long pants, waterproof gloves, chemical-resistant shoes plus socks, and protective eyewear.

NON-AGRICULTURAL USE REQUIREMENTS: (Note to reviewer: This section might be surrounded by a box on label.) The requirements in this section (box) apply to uses of this product that are NOT within the scope of the Worker Protection Standard for agricultural

pesticides (40CFR170). The WPS applies when this product is used to produce agricultural plants on farms, forests, nurseries, or greenhouses. Keep unprotected persons, children, pets and others out of treated areas until sprays have dried.

CHEMIGATION: Do not apply this product through any type of irrigation system except when used to control algae in nozzles as directed on this label.

GENERAL INFORMATION: This product is a general disinfectant. It will help in the control of fungal, bacterial and viral plant pathogens, bacterial and fungal leaf rots, slime forming fungi, and odor causing bacteria and algae. It is designed specifically for greenhouse use where cross contamination may occur between plants. Pre-clean all surfaces prior to application of the disinfectant solution. All inanimate surfaces must be thoroughly wetted and remain wet for 10 minutes for disinfection. The wipe up excess or allow to air dry. Fresh solution must be prepared at least daily or when use solution becomes visibly dirty. To apply solutions for sprayer applications, use as a coarse spray only.

WORK AREAS AND BENCHES, POTS, FLATS AND FLOWER BUCKETS, CUTTING TOOLS: [(Spray or swab hard nonporous working surfaces) (Soak cutting edge of tool)] with a solution of 1 oz. of this product per 1 gallon of water (or equivalent use dilution) (703 ppm active) before each work period and again after each plant is completed to help control transfer of diseases such as *Botrytis*, crown rot, downy mildew, *Erwinia* and root rot. Allow surface to remain wet for 10 minutes. To apply solution as a sprayer application, use as a coarse spray only and spray 6-8 inches from surface. [(Wipe up excess liquid (with a paper towel)) (Allow to air dry)]. Change cloth, sponge or towels frequently to avoid redeposition of soil. [(Change the solution in the bath) (A fresh solution must be prepared) (Prepare a fresh solution)] at least daily or [(more often if use solution) (when use solution)] becomes visibly [(soiled) (dirty)]. (Dry and oil tools at the end of each workday.)

ALGAE CONTROL

When used as directed, this product is effective against algae. With a little experience, you will quickly recognize algae contamination as it starts. Algae should be killed immediately! Remember - algae can double or quadruple in growth every day. Algae are generally dead when it does not feel slick to the touch and the color has changed. However, algae do not always change color when killed.

GREENHOUSE GLASS: Spray or swab surface with a solutions of ¼ oz of this product per 1 gallon of water (or equivalent use dilution). Allow to air dry. Wash off dead algae with water. Spray clean surface again with the solution. Do not rinse. To apply solution with sprayer applications, use as a coarse spray device only.

HOUSE PLANTS: To control algae and cross contamination in terrariums, bubbles, etc., wipe inside of glass with a solution of 0.093 oz. of this product per quart of water (or equivalent use dilution). Lightly spray plants with same solution.

WALKWAYS: For heavy infestations, spray or swab surface with a solution of 1 oz. of this product per 1 gallon of water (or equivalent use dilution). Let stand for an hour or more then brush and wash away dead algae. Soak area again with the solution. Do not rinse. This product will inhibit the growth of algae on walkways. Allow to dry on the surface and repeat application when algae growth returns. To apply solution with sprayer applications, use as a coarse spray device only. (Not for use in CA)

OVERHEAD WATERING SYSTEMS: During the last 2-3 minutes of watering use 2 oz. of this product per 20 gallons of water as a control program. Due to variations of growing conditions, use every second to fourth watering. Will control algae in nozzles.

EVAPORATIVE COOLER: Controls algae, slime forming fungi on cooler pads and certain fungal plant pathogens that may carry over in the cooler as well as bacterial

odors. Use 1 ounce [of this product] per 15 gallons of water every other week. (Not for use in CA)

Note: Unintentional consequences such as crop injury or ineffectiveness may result because of certain environmental or growing conditions, manner of use or applications, and insect resistance. Therefore, before treating a large number of plants, spray a few plants and observe for plant damage and for performance prior to full-scale application. All risks shall be assumed by the user.

DIRECTIONS FOR ALTERNATE CONTAINERS/DELIVERY SYSTEMS

AUTOMATED DILUTION SYSTEM (DILUTION SYSTEMS TRADE NAME) INSTRUCTIONS: Remove [(cap) (spray nozzle)] from empty container. Fill empty container with a newly prepared use-solution. Replace [(cap) (spray nozzle)]. Place correct use-dilution label on newly filled container.

BAG-IN BOX CONTAINERS

How to use this package: This package is designed to be used with dilution control systems only. Open package and connect to dispense according to directions on the box.

TRIGGER SPRAYERS: Fill bottle from dispenser. Apply to surface as directed in directions above.

SPRAY USE INSTRUCTIONS (Spray container language)

How to Assemble Extendable Trigger

- 1) Remove cap from bottle.
- 2) Insert end of tube into bottle until new cap meets bottle.
- 3) Twist cap onto bottle until secure.

How to Spray

- 1) Adjust nozzle to ON (Note to reviewer: There will be an ON symbol here) position as indicated on nozzle.
- 2) To prime sprayer, direct nozzle toward surface to be treated and squeeze trigger several times until liquid is seen through the length of the tube. **NOTE:** Keeping sprayer head below the level of liquid in bottle will make priming easier. (Alternate sprayer language: When priming, hold sprayer level to the ground. If held at an angle, sprayer will not prime.)

After Use

- 1) Turn nozzle to OFF (Note to reviewer: There will be an OFF symbol here) position.

Spray Cap container language)

Shake Well. Remove sticker. Open flip cap. Firmly insert red hose tip.


MOP BUCKETS: Fill bucket from dispenser. Set up "Wet Floor" signs. Mop floor surfaces as specified in directions above.

PACKETS (For pre-measured tear open packets)

(Note: For Disinfection/ Non-Food Contact Sanitizer packet only) [(Simply) (Tear open and) (Pour)] contents of 1 oz packet into 1 gallon of water. Keep packets in box until ready to use.

REFILLS

To Refill Concentrate From Large Containers into Smaller Containers: This product may be used to fill and refill clean, properly labeled containers for dilution elsewhere within your facility. Make sure the small container has been cleaned, dried and properly labeled according to state and local regulations. Also make sure other items (funnels or hand pumps) are properly cleaned and dried. To refill, [(simply pour) (pump product)] from the larger container directly into the smaller one being careful not to spill any product. Keep both containers sealed when not in use.



(Note to reviewer: The title and first statement of this section must appear on every label, followed by the appropriate Storage and Disposal section. Brackets [] indicate that one option within the brackets MUST be used in the final label text. Each option within the brackets is enclosed in a set of parenthesis (). All "Notes" are only for reviewers and will not be included on label.)

STORAGE AND DISPOSAL

Do not contaminate water, food, or feed by storage and disposal.

(FOR USE ON NON-REFILLABLE CONTAINERS WITH HOUSEHOLD/RESIDENTIAL USES)

(Note: For use on containers of 5 gallons or less.)

PESTICIDE STORAGE/CONTAINER HANDLING/RESIDUE REMOVAL/PESTICIDE DISPOSAL/CONTAINER DISPOSAL: Non-refillable container. Store only in original container in areas inaccessible to children. Triple rinse container. Do not reuse empty container. Wrap container and put in trash or offer for recycling if available.

(FOR USE ON NON-REFILLABLE CONTAINERS WITH INSTITUTIONAL/COMMERCIAL/INDUSTRIAL USES)

(Note: To be used with either Nonpublic health or Public health uses in this section.)

(Note: For use on containers up to and including 5 gallons)

CONTAINER HANDLING/PESTICIDE STORAGE: Store only in original container. Do not reuse empty container. Store pesticides away from food, pet food, feed, seed, fertilizers, and veterinary supplies. Keep this product under locked storage sufficient to make it inaccessible to children or persons unfamiliar with its proper use.

RESIDUE REMOVAL: Triple rinse as follows: Fill the container ¼ full with water and [(reclose (recap)]. Agitate vigorously and drain for 10 seconds after the flow begins to drip. Follow Pesticide Disposal instructions for rinsate disposal. Repeat two more times. Wrap container and put in trash or offer for recycling if available.

PESTICIDE DISPOSAL: Pesticide wastes are acutely hazardous. Improper disposal of excess pesticide, spray mixture or rinsate is a violation of Federal Law. If these wastes cannot be disposed of by use according to label instructions, contact your State Pesticide or Environmental Control Agency, or the Hazardous Waste Representative at the nearest EPA Regional Office for guidance.

CONTAINER DISPOSAL: (Note: Only one of the following Container Disposal paragraphs will be used, depending on packaging type)

Non-refillable container. Do not reuse this container to hold materials other than pesticides or diluted pesticides (rinsate). Offer for recycling if available or puncture and dispose in a sanitary landfill, or by other procedures approved by state and local authorities. Follow Pesticide Disposal instructions.

(Note: Several of our customers' packaging options are sealed containers or bottles designed to reduce worker exposure to the concentrate. None of these can be triple rinsed because they are closed sealed containers. The following text will be used on these non-refillable sealed container types only and will be used as Container Disposal and in place of Residue Removal statement. NO Residue Removal statement is needed for a non-refillable sealed container.)

Non-refillable container. Do not reuse or refill this container. Wrap empty container and put in trash.

(Note: The following text will be used on the BAG in BOX container types only. No Residue Removal instructions are used when BAG in BOX container disposal instructions are used.)

BAG in BOX CONTAINER DISPOSAL: Non-refillable container. Completely empty bag into application equipment. Then offer for recycling if available or dispose of in a sanitary landfill, or by incinerations, or by other procedures allowed by state and local authorities.

(FOR USE ON NON-REFILLABLE CONTAINERS WITH INSTITUTIONAL/COMMERCIAL/INDUSTRIAL USES)

(Note: To be used with either Nonpublic health or Public health uses in this section.)

(Note: For use on containers greater than 5 gallons)

(Note: "v" equals statement is NOT for public health use.)

COTAINER HANDLING/PESTICIDE STORAGE/CONTAINER DISPOSAL: Non-refillable container. Open dumping is prohibited. Store only in original container. Do not reuse empty

container. If a leaky container must be contained within another, mark the outer container to identify the contents. Store pesticides away from food, pet food, feed, seed, fertilizers, and veterinary supplies. Keep this product under locked storage sufficient to make it inaccessible to children or persons unfamiliar with its proper use. Offer for recycling if available or puncture and dispose in a sanitary landfill, or by other procedures approved by state and local authorities.

PESTICIDE DISPOSAL: Pesticide wastes are acutely hazardous. Improper disposal of excess pesticide, spray mixture or rinsate is a violation of Federal Law. If these wastes cannot be disposed of by use according to label instructions, contact your State Pesticide or Environmental Control Agency, or the Hazardous Waste Representative at the nearest EPA Regional Office for guidance.

RESIDUE REMOVAL INSTRUCTIONS: To clean the container before final disposal, empty the remaining contents from this container into [(application equipment) (a mix tank)]. Fill the container ¼ full with water. Replace and tighten closures. [(Tip container on its side and roll it back and forth, ensuring at least one complete revolution for 30 seconds) (Agitate vigorously or recirculate water for 30 seconds) (Stand the container on its end and tip it back and forth several times then turn the container over onto its other end and tip it back and forth several times)]. Empty the rinsate into application equipment or a mix tank or store rinsate for (later use or) disposal. Repeat this procedure two more times. Follow Pesticide Disposal instructions for rinsate disposal.

(FOR USE ON REFILLABLE CONTAINERS WITH INSTITUTIONAL/COMMERCIAL/INDUSTRIAL USES)

(Note: To be used with either Nonpublic health or Public health uses in this section.)

(Note: For containers up to and including 5 gallons - Refillable containers only)

Cleaning the container before final disposal is the responsibility of the person disposing of the container. Cleaning before refilling is the responsibility of the refiller.

CONTAINER HANDLING/RESIDUE REMOVAL: Refillable container. Triple rinse (or equivalent). Refill this container with [(this brand) (this product) (Product Name) (pesticide)] only. Do not reuse this container for any other purpose. To clean the container before final disposal, empty the remaining contents from this container into application equipment or a mix tank. Fill the container about 10 percent full with water. Agitate vigorously or recirculate water with the pump for 2 minutes. Pour or pump rinsate into rinsate collection system and follow pesticide disposal instructions. Repeat this rinsing procedure two more times.

PESTICIDE STORAGE: Open dumping is prohibited. Store only in original container. If a leaky container must be contained within another, mark the outer container to identify the contents. Store pesticides away from food, pet food, feed, seed, fertilizers, and veterinary supplies. Keep this product under locked storage sufficient to make it inaccessible to children or persons unfamiliar with its proper use.

PESTICIDE DISPOSAL: Pesticide wastes are acutely hazardous. Improper disposal of excess pesticide, spray mixture or rinsate is a violation of Federal Law. If these wastes cannot be disposed of by use according to label instructions, contact your State Pesticide or Environmental Control Agency, or the Hazardous Waste Representative at the nearest EPA Regional Office for guidance.

CONTAINER DISPOSAL: Offer for recycling if available or puncture and dispose in a sanitary landfill, or by other procedures approved by state and local authorities.

(FOR USE ON REFILLABLE CONTAINERS WITH INSTITUTIONAL/COMMERCIAL/INDUSTRIAL USES)

(Note: To be used with either Nonpublic health or Public health uses in this section.)

(Note: For containers greater than 5 gallons - Refillable containers only)

(Note: "v" equals statement is NOT for public health use.)

Cleaning the container before final disposal is the responsibility of the person disposing of the container. Cleaning before refilling is the responsibility of the refiller.

CONTAINER HANDLING/PESTICIDE STORAGE: Refillable container. Refill this container with [(this brand) (this product) (Product Name) (pesticide)] only. Do not reuse this container for any other purpose. Open dumping is prohibited. Store only in original container. If a leaky container must be contained within another, mark the outer container to identify the contents. Store pesticides away from food, pet food, feed, seed, fertilizers, and veterinary supplies. Keep this product under locked storage sufficient to make it inaccessible to children or persons unfamiliar with its proper use.

Under the Federal Insecticide, Fungicide, and Rodenticide Act as amended, for the

18/20
10394-105

ONE-OUNCE PACKET LABEL TO BE USED WITH MASTER CONTAINER LABEL FOR DISINFECTION OR NON-FOOD CONTACT SANITIZATION

FOR (DISINFECTION) (NON-FOOD CONTACT SANITIZATION)

MIX EACH PACKET WITH 1 GALLON OF WATER

MAQUAT® 128-PD

E.P.A. Reg. No. 10324-105 E.P.A. Est. No. 10324-IL-1

NET CONTENTS: 1.0 FLUID OZ.

ACTIVE INGREDIENTS:

Alkyl (C₁₄ 60%, C₁₆ 30%, C₁₂ 5%, C₁₈ 5%)
dimethyl benzyl ammonium chloride 4.5%
Alkyl (C₁₂ 68%, C₁₄ 32%)
dimethyl ethylbenzyl ammonium chloride 4.5%

INERT INGREDIENTS: 91.0%
TOTAL: 100.0%

KEEP OUT OF REACH OF CHILDREN

DANGER PELIGRO

SEE OUTER CONTAINER FOR PRECAUTIONARY STATEMENTS AND DIRECTIONAL STATEMENTS.

DISPOSAL: Do not reuse container. Wrap and put in trash collection.

MASON CHEMICAL COMPANY
"THE QUATERNARY SPECIALISTS"

721 W. Algonquin Road
Arlington Heights, IL 60005

847-290-1621

Toll Free:
1-800-362-1855

NOT FOR RESALE

PELIGRO: SI NO PUEDE LEER EN INGLES, PREGUNTE A SU SUPERVISOR SOBRE SUPERVISOR SOBRE LAS INSTRUCCIONES DE USO APROPIADAS ANTES DE TRABAJAR CON ESTE PRODUCTO.

DANGER: IF YOU CANNOT READ ENGLISH, ASK YOUR SUPERVISOR TO EXPLAIN THE APPROPRIATE DIRECTIONS FOR USE BEFORE WORKING WITH THIS PRODUCT.

SECONDARY CONTAINER LABEL

(Note to Reviewer: This secondary container label will be used only when the product is diluted in accordance with the use directions.)

MAQUAT 128-PD

E.P.A. Reg. No. 10324-105 E.P.A. Est. No. 10324-IL-1

THE PRODUCT IN THIS CONTAINER IS DILUTED TO BE USED AS FOLLOWS:

Disinfection Non-Food Contact Sanitization
 Mildewcide Fungicide

ACTIVE INGREDIENTS:

Alkyl (C₁₄ 60%, C₁₆ 30%, C₁₂ 5%, C₁₈ 5%)
dimethyl benzyl ammonium chloride 4.5%
Alkyl (C₁₂ 68%, C₁₄ 32%)
dimethyl ethylbenzyl ammonium chloride 4.5%

INERT INGREDIENTS: 91.0%
TOTAL: 100.0%

KEEP OUT OF REACH OF CHILDREN

DANGER PELIGRO

PRECAUTIONARY STATEMENTS

HAZARDS TO HUMANS AND DOMESTIC ANIMALS

Corrosive. Causes irreversible eye damage and skin burns. Harmful if swallowed or absorbed through the skin. Do not get in eyes, on skin, or on clothing. Wear goggles or face shield and rubber gloves and protective clothing when handling. Wash thoroughly with soap and water after handling and before eating, drinking, chewing gum, using tobacco or using the toilet. Remove contaminated clothing and wash clothing before reuse.

Follow the directions for use on the pesticide label when applying [(this product) (Product

MASON CHEMICAL COMPANY
"THE QUATERNARY SPECIALISTS"

721 W. Algonquin Road
Arlington Heights, IL 60005

847-290-1621

Toll Free:
1-800-362-1855

NOT FOR RESALE

PELIGRO: SI NO PUEDE LEER EN INGLES, PREGUNTE A SU SUPERVISOR SOBRE LAS INSTRUCCIONES DE USO APROPIADAS ANTES DE TRABAJAR CON ESTE PRODUCTO.

DANGER: IF YOU CANNOT READ ENGLISH, ASK YOUR SUPERVISOR TO EXPLAIN THE APPROPRIATE DIRECTIONS FOR USE BEFORE WORKING WITH THIS PRODUCT.

