



UNITED STATES ENVIRONMENTAL PROTECTION AGENCY
WASHINGTON, DC 20460

OFFICE OF CHEMICAL SAFETY
AND POLLUTION PREVENTION

August 4, 2021

Ryan Connair
Registration Specialist
Mason Chemical Company
9075 Centre Pointe Dr., Suite 400
West Chester, OH 45069

Subject: PRIA Label Amendment – Addition of new efficacy claims and proposed change to precautionary language
Product Name: Maquat 86-M
EPA Registration Number: 10324-85
Received Date: April 10, 2021
Action Case Number/Decision Number: 00294288

Dear Mr. Connair:

The amended label referred to above, submitted in connection with registration under the Federal Insecticide, Fungicide and Rodenticide Act, as amended, is acceptable. This approval does not affect any conditions that were previously imposed on this registration. You continue to be subject to existing conditions on your registration and any deadlines connected with them.

A stamped copy of your labeling is enclosed for your records. This labeling supersedes all previously accepted labeling. Pursuant to 40 CFR 156.10(a)(6), you must submit one copy of the final printed labeling before you release the product for shipment with the new labeling. In accordance with 40 CFR 152.130(c), you may distribute or sell this product under the previously approved labeling for 18 months from the date of this letter. After 18 months, you may only distribute or sell this product if it bears this new revised labeling or subsequently approved labeling. "To distribute or sell" is defined under FIFRA section 2(gg) and its implementing regulation at 40 CFR 152.3.

Should you wish to add/retain a reference to the company's website on your label, then please be aware that the website becomes labeling under FIFRA and is subject to review by the Agency. See FIFRA section 2(p)(2). If the website is false or misleading, the product would be misbranded and unlawful to sell or distribute under FIFRA section 12(a)(1)(E). 40 CFR 156.10(a)(5) lists examples of statements EPA may consider false or misleading. In addition, regardless of whether a website is referenced on your product's label, claims made on the website may not substantially differ from those claims approved through the registration process, FIFRA section 12(a)(1)(B). Therefore, should the Agency find or if it is brought to our attention that a website contains false or misleading statements or claims substantially differing from the EPA approved registration, the website will be referred to the EPA's Office of Enforcement and Assurance.

Page 2 of 2
EPA Reg. No. 10324-85
Action Case No./Decision No. 00294288

Your release for shipment of the product constitutes acceptance of these conditions. If these conditions are not complied with, the registration will be subject to cancellation in accordance with FIFRA section 6. If you have any questions, please contact Tara Flint via email at flint.tara@epa.gov.

Sincerely,

A handwritten signature in cursive script, appearing to read "Aline Heffernan".

For
Aline Heffernan, Acting Product Manager 31
Regulatory Management Branch 1
Antimicrobials Division (7510P)
Office of Pesticide Programs

Enclosure: Stamped label

MASON CHEMICAL COMPANY "The Quaternary Specialists"

9075 Centre Pointe Dr., Suite 400 | West Chester, OH 45069 | 513-326-0600 or 1-800-70-PILOT

EPA Reg. No. 10324-85

EPA Est. No.

MAQUAT[®] 86-M

(Note to Reviewer: Marketing claims may be used on the front panel.)

**Cleaner • Disinfectant • {Non-Food Contact} Sanitizer
• Deodorizer • Fungicide • Mildewstat • Virucide***

ACCEPTED
08/04/2021
Under the Federal Insecticide, Fungicide and Rodenticide Act as amended, for the pesticide registered under EPA Reg. No. 10324-85

ACTIVE INGREDIENTS:

Alkyl (50% C ₁₄ , 40% C ₁₂ , 10% C ₁₆) dimethyl benzyl ammonium chloride.....	0.034%
Octyl decyl dimethyl ammonium chloride	0.026%
Didecyl dimethyl ammonium chloride.....	0.013%
Dioctyl dimethyl ammonium chloride.....	0.013%

OTHER INGREDIENTS:	99.914%
TOTAL:	100.000%

KEEP OUT OF REACH OF CHILDREN
CAUTION {CUIDADO}
 {See [{inside} {left} {back} {side} {right} {insert} {panel} {of label}] {below} for {additional} {precautionary statements} {and} {or} {first aid}}.

FIRST AID

In case of emergency, call a poison control center or doctor for treatment advice. Have the product container or label with you when calling a poison control center or doctor, or going for treatment.

IF IN EYES: Hold eye open and rinse slowly and gently with water for 15 - 20 minutes. Remove contact lenses, if present, after the first 5 minutes, then continue rinsing eye.

IF ON SKIN: Take off contaminated clothing. Rinse skin immediately with plenty of water for 15 - 20 minutes.

{For [{chemical} {and} {or} {medical} {and} {or} {environmental}] emergencies, call {insert name and/or number of emergency contact} {hours of operation} {24 hours a day} {7 days a week}}.



{See {additional} {sheet} {insert} {inside} {outer container} for {other} {directions for use} {information} {claims} {organisms}.}

Net Contents:

{{Batch} {Lot} No} {Manufacturing Date}:
{Product of USA} {Made in the USA}

MAQUAT® 86-M

ORGANISM LIST

(Note to Reviewer: The list of organisms can be formatted into paragraph form using a comma to separate organisms.)

DISINFECTION PERFORMANCE: This product kills the following bacteria in 10 minutes on hard, non-porous surfaces with 5% soil:

Bordetella bronchiseptica {(ATCC 10580)}
Burkholderia cepacia {(ATCC 25416)}
Campylobacter jejuni {(ATCC 29428)}
Corynebacterium ammoniagenes {(ATCC 6871)}
Enterobacter cloacae {(ATCC 13047)}
Enterobacteriaceae {with extended beta-lactamase resistance} {(ESBL)}
{(Cefazolin, Cefepime, Ceftazidime, Ceftriaxone, Gentamicin, Trimethoprim/Sulfa, Ampicillin, Ampicillin/Sulbactam)} {(Multi-Drug Resistant)} {(MDR)} {(ATCC BAA-72)}
Enterococcus faecalis {(ATCC 19433)}
Enterococcus faecium {Vancomycin Resistant} {(VRE)} {(Ampicillin, Penicillin, Vancomycin, Gentamicin Resistant)} {(Multi-Drug Resistant)} {(MDR)} {(ATCC 51559)}
Escherichia coli {(ATCC 11229)}
Escherichia coli O25:H4 ST131 {(Ampicillin, Ampicillin/Sulbactam, Cefazolin, Cefepime, Ceftazidime, Ceftriaxone, Ciprofloxacin, Levofloxacin, Trimethoprim/Sulfa Resistant)} {(Multi-Drug Resistant)} {(MDR)} {(CDC JJ1985)}
Escherichia coli O157:H7 {(ATCC 35150)}
Klebsiella aerogenes {(ATCC 13048)}
Klebsiella pneumoniae {(ATCC 13883)}
Klebsiella pneumoniae {(NDM-1)} {(Amikacin, Ampicillin, Ampicillin/Sulbactam, Cefazolin, Cefepime, Ceftazidime, Ceftriaxone, Ciprofloxacin, Gentamicin, Levofloxacin, Piperacillin/Tazo, Tobramycin, Trimethoprim/Sulfa, Meropenem Resistant)} {(MDR)} {(CDC 1000527)}
Legionella pneumophila {(ATCC 33153)}
Listeria monocytogenes {(ATCC 19117)}
Proteus mirabilis {(ATCC 7002)}
Proteus vulgaris {(ATCC 9920)}
Pseudomonas aeruginosa {(ATCC 15442)}
Pseudomonas aeruginosa {metallo beta lactamase producing} {(MBL)}
{(Cefazolin, Ciprofloxacin, Imipenem, Gentamicin, Levofloxacin, Tobramycin, Piperacillin/Tazo Resistant)} {(Multi-Drug Resistant)} {(MDR)} {(CDC 2012059)}
Salmonella enterica {(ATCC 10708)}
Salmonella enterica Paratyphi B {(schottmuelleri)} {(ATCC 8759)}
Salmonella enterica Typhi {(ATCC 6539)}
Serratia marcescens {(ATCC 43861)}
Shigella dysenteriae {(ATCC 11835)}
Shigella flexneri 2B {(ATCC 12022)}
Shigella sonnei {(ATCC 9290)}
Staphylococcus aureus {(ATCC 6538)}
Staphylococcus aureus {Hospital Acquired Methicillin Resistant} {(HA MRSA)} {(Penicillin, Tetracycline, Clindamycin, Erythromycin, Oxacillin Resistant)} {(Multi-Drug Resistant)} {(MDR)} {(ATCC 33591)}
Staphylococcus aureus {Community Associated Methicillin Resistant} {(CA MRSA)} {(Genotype USA400)} {(NARSA NRS 123)}
Staphylococcus epidermidis {(MRSE)} {(Methicillin, Oxacillin, Penicillin, Resistant)} {(Multi-Drug Resistant)} {(MDR)} {(ATCC 51625)}
Streptococcus pyogenes {(ATCC 19615)}
Vibrio cholerae {(ATCC 11623)}

VIRUCIDAL* PERFORMANCE: This product kills the following viruses in 10 minutes on hard, non-porous surfaces with 5% soil:

Avian Influenza A {(H5N1)} Virus {(CDC 2006719965)}
Avian Influenza A {(H5N2)} Virus {(NVSL)}
Hantavirus {(Univ. of New Mexico)}
Hepatitis A Virus {(HM-175)}
Hepatitis B Virus {(HBV)} {(Duck Hepatitis B Virus)}
Hepatitis C Virus {(HCV)} {(Bovine Viral Diarrhea Virus)} {(ATCC VR-1422)}
Herpes Simplex Virus Type 1 {(ATCC VR-733)}
Herpes Simplex Virus Type 2 {(ATCC VR-734)}
Human Coronavirus {(ATCC VR-740)}
Human Immunodeficiency Virus Type 1** {(HIV-1)} {(AIDS Virus)} {(HTLV-IIIB)}
Influenza A {(H1N1)} Virus {(ATCC VR-1469)}
Influenza A {(H3N2)} Virus {(ATCC VR-544)}
Respiratory Syncytial Virus {(ATCC VR-26)}
SARS-CoV-2*** {(SARS Coronavirus 2)} {(USA-WA1/2020)} {(BEI NR-52281)} {(COVID-19 virus)} {(2019-nCoV)}
Vaccinia Virus {(ATCC VR-119)}

** Indicates a 2-minute contact time is required for this claim.

*** Indicates a 1-minute contact time is required for this claim.

{ANIMAL PREMISE} VIRUCIDAL* PERFORMANCE: This product kills the following viruses in 10 minutes on hard, non-porous surfaces with 5% soil:

Avian Influenza A {(H5N1)} Virus {(CDC 2006719965)}
Avian influenza A {(H5N2)} Virus {(NVSL)}
Canine Coronavirus {(ATCC VR-809)}
Canine Distemper Virus {(ATCC VR-128)}
Infectious Bovine Rhinotracheitis Virus {(IBR)} {(ATCC VR-188)}
Newcastle Disease Virus {(LaSota)}
Porcine Respiratory & Reproductive Virus {(PRRSV)}
Porcine Rotavirus {(ATCC VR-893)}
Pseudorabies Virus {(ATCC VR-135)}
Transmissible Gastroenteritis Virus {(TGE)} {(Univ. of Minnesota)}

NON-FOOD CONTACT SANITIZING PERFORMANCE: This product is an effective one-step sanitizer in 3 minutes on hard, non-porous surfaces with 5% soil:

Klebsiella aerogenes {(ATCC 13048)}
Klebsiella pneumoniae {(ATCC 4352)}
Staphylococcus aureus {(ATCC 6538)}

FUNGICIDAL PERFORMANCE: This product kills the following fungi in 10 minutes on hard, non-porous surfaces with 5% soil:

Candida albicans {(ATCC 10231)}
Trichophyton interdigitale {(formerly *T. mentagrophytes*)} {(ATCC 9533)} {(Athlete's foot fungus)} {(a cause of Ringworm)}

MILDEWSTATIC PERFORMANCE This product controls the following mold for 7 days on hard, non-porous surfaces with 5% soil:

Aspergillus niger {(ATCC 6275)}



TABLE OF CONTENTS

(Note to Reviewer: The Table of Contents is optional.)

ORGANISM LIST 2

MARKETING CLAIMS 4

HOSPITAL/HEALTH CARE/MEDICAL/NON-MEDICAL 10

SANITIZING 11

FOOD PROCESSING PREMISES 12

FUNGICIDAL/MOLD/MILDEW 12

ANIMAL PREMISES 12

BARBER/SALON 14

RESTROOM/BATHROOM 14

DEODORIZATION/CLEANING 14

WATER AND SMOKE DAMAGE RESTORATION 15

OTHER USES 16

RESIDENTIAL/HOUSEHOLD USE 17

ALTERNATE CONTAINER/DELIVERY SYSTEMS 17

STORAGE AND DISPOSAL 18

PRECAUTIONARY STATEMENTS 19

ENVIRONMENTAL HAZARDS 19

MARKETING CLAIMS

(Note to Reviewer: Marketing text is considered optional. Commas and the words “and” “or” can be added to phrases to make text grammatically correct.)

(Note to Reviewer: In the case where a location, surface, or marketing claim is not registered in the State of California the statement “(Not for use in CA.)” may be added to the relevant text).

(Note to Reviewer: If optional language choices would cause the same footnote to appear multiple times in a sentence, it may instead be used once at the end of the sentence.)

{LOCATIONS/SURFACES}

(Note to Reviewer: The locations/surfaces have been grouped for space purposes only; they can be used individually or grouped together in any order; however, at least **one** location/surface must appear on the label. In the case where one or more location/surface is chosen, an “and” “&” “or” may be used to link locations/surfaces.)

This product is for use on hard, non-porous surfaces in *(insert location)*.

This product *{can be used}* *{is formulated to}* *{[disinfect] {clean} {sanitize} {deodorize}}* *{is formulated for use}* on *{washable}* hard, non-porous surfaces such as: *(insert surface)*.

For use *{in}* *{on}* *(insert location/surface)*.

{With Organic Soil {Load} {For} (insert location).

{LOCATIONS}

- Airline terminals, airports, bus stations, train stations, transportation terminals, public facilities, shipping terminals, travel rest areas, waysides
- Automobiles, cars, trucks, campers, RVs, trailers, automotive garages, auto repair centers, bicycle shops
- Boats, ships, barges, cruise lines, cruise ships, watercraft
- Boxcars, tankers, and tank trucks
- Buses, public transportation, trains, taxis, airplanes, helicopters
- Delivery trucks, garbage trucks, maintenance vehicles
- EMS & fire facilities, emergency vehicles, ambulances, police cars, fire trucks
- Police stations, crime scenes, courthouses, correctional facilities, municipal government buildings, prisons, jails, penitentiaries, correctional institutions
- Recycling centers

- Athletic facilities, locker rooms, exercise rooms, exercise facilities, gyms, gymnasiums, field houses
- Banks, churches, libraries, post offices
- Campgrounds, playgrounds, recreational facilities, picnic facilities
- Day care centers, *{children}* nurseries, kindergartens, and preschools
- Funeral homes, morgues, mortuaries, burial vaults, mausoleums, cadaver processing areas
- Health clubs, spas, tanning salons, tanning spas, tanning beds, massage/facial salons, hair/nail/pedicure salons, barber/beauty shops, salons, foot spas, tattoo parlors. *(Not for use on needles or other skin piercing instruments)*
- Hotels, motels
- Laundry facilities, commercial laundries, coin-operated laundries, laundry cleaning facilities
- Museums, art galleries, performance/theater centers, movie houses, bowling alleys
- Schools, colleges, dormitories, classrooms, community colleges, universities
- Sports arenas, sports complexes
- Supermarkets, convenience stores, retail and wholesale establishments, department stores, shopping malls, gift shops, video stores, bookstores, dressing rooms, photocopy centers
- Restaurants, bars, kitchens, taverns, cafeterias, institutional kitchens, fast food operations, food storage areas, catering, bakeries
- Veterinary clinics, animal life science laboratories, animal laboratories, animal research centers, animal quarantine areas, animal holding areas, equine farms, *{dog}* *{cat}* *{animal}* kennels, animal breeding facilities, breeding establishments, animal husbandry establishments, grooming establishments, pet animal quarters, animal housing facilities, zoos, tack shops, pet shops, operating rooms, washing areas, waiting rooms, examination rooms, and other animal care facilities

- Businesses, office buildings, workstations, break rooms, public restrooms, housekeeping, janitorial rooms
- Commercial florist and flower shops
- Cosmetic manufacturing facilities, medical device manufacturing facilities, biotechnology firms, pharmaceutical manufacturing facilities
- Factories, computer manufacturing sites, toy factories, warehouses
- Institutional, commercial, industrial, institutions, commercial sites, industrial sites, institutional facilities, public places
- Laboratories

- Basements, cellars, bedrooms, attics, garages, living rooms, and porches
- Bathrooms, restrooms, shower rooms, shower and bath areas
- Homes, households, condos, apartments, mobile homes, vacation cottages, summer homes
- Kitchens, bathrooms, and other household areas

- Breweries, canneries, cheese factories
- Bottle washing premises
- Dairy, equine, poultry/turkey farms
- Farmhouses, barns, sheds, tool sheds, {cattle} {swine} {sheep} {horse} barns, pens and stalls, swine quarters, livestock farms, equine quarters, brooder houses, seed houses and veal, calving, hog, cattle and horse operations, chick vans, egg trucks, hatchery and farm vehicles
- Federally inspected meat and poultry plants
- Food establishments, coffee shops, donut shops, bagel stores, pizza parlors, liquor stores, wineries
- Food handling and processing areas
- Food processing plants, USDA inspected food-processing facilities, federally inspected meat and poultry plants, egg processing plants, poultry and turkey farms, farms, dairy farms, hog farms, meat/poultry processing plants, mushroom farms, rendering plants, poultry and animal dressing plants, canneries, meat packing plants, hide and leather processing plants
- Hide/leather processing surfaces such as hide storage bins, holding tanks, chill tanks, serpentine tanks and chains, machine and tannery equipment surfaces, conveyors and trolleys, hide press, grading and storage areas and scales
- Poultry premises {(hatcheries)}:

Egg Receiving Area	Tray Dumping Area	Chick Processing Area
Egg Holding Area	Chick Holding Area	Chick Loading Area
Setter Room	Hatchery Room	Poultry Buildings
- Processing facilities for fish, milk, citrus, wine, fruit, vegetable, ice cream, potato, and beverage plants
- Swine premises:

Farrowing Barns and Areas	Dressing Plants	Blocks
Waterers and Feeders	Loading Equipment	Creep Area
Hauling Equipment	Nursery	Chutes
- Tobacco plant premises

- Hospitals, nursing homes, medical and dental offices and clinics, healthcare facilities, physician offices, operating rooms/theaters, radiology rooms, isolation wards, quarantine areas, hospices, medical research facilities, washing areas, ICU areas, autopsy rooms, acute care institutions, alternate care institutions, home healthcare institutions, sick rooms
- Clean rooms and controlled areas
- Life care retirement communities, elder care centers, elder care facilities
- Patient care rooms & facilities, recovery rooms, emergency rooms, x-ray CAT labs, exam rooms, newborn nurseries, neonatal units, orthopedic clinics, respiratory therapy clinics, surgical centers, out-patient surgical centers, labs, blood collection rooms, central supply, housekeeping & janitorial rooms, ophthalmic/optometric facilities

{SURFACES}

- {Countertops} {counters}, countertop laminates, stovetops {stoves}, {bathroom} {kitchen} sinks, tub surfaces, shelves, racks, carts, appliances, refrigerators, microwave ovens
- Sealed floors, finished floors, high speed burnished floors, conductive flooring, walls, ceilings, fixtures
- Glass surfaces, aluminum, brass, copper, laminated surfaces, metal, plated steel, stainless steel, glazed porcelain, glazed {restroom} tile, glazed {restroom} ceramic, sealed granite, sealed marble, plastic {such as polycarbonate, polyvinylchloride, polystyrene or polypropylene}, sealed limestone, sealed slate, sealed stone, sealed terra cotta, sealed terrazzo, chrome, Plexiglas®, enameled surfaces, painted {finished} woodwork, Formica®, vinyl and plastic upholstery, washable wallpaper, windows, mirrors, painted surfaces
- Highchairs, baby cribs, diaper changing stations, infant bassinets/cribs/warmers/incubators/care equipment, folding tables, hampers, laundry pails, empty diaper pails
- Shower stalls, shower doors and plastic shower curtains, bathtubs and glazed tiles, chrome plated intakes, toilets, toilet seats, toilet bowls, toilet bowl surfaces, urinals, portable and chemical toilets and latrine buckets, vanity tops, and restroom fixtures, bathroom fixtures, bathroom bowls, basins, tubs
- Tables, chairs, desks, folding tables, bed frames, lifts, washable walls, cabinets, doorknobs and garbage cans/pails, trash barrels, trash cans, trash containers, industrial waste receptacles and garbage handling equipment, shelves, racks and carts, door knobs and handles
- Sealed foundations, steps, plumbing fixtures, finished baseboards and windowsills
- And other hard, non-porous surfaces

- Automobile interiors, mats, crates, cabs, and wheels
- Commercial florist pots, flats and flower buckets, work areas and benches
- Crypton Barrier fabric
- Footbath surfaces
- Hair clippers, cutting implements, plastic rollers, washable nail files
- Hard hats, headphones
- Hard, non-porous surfaces of picnic tables and outdoor furniture
- Kennel runs, cages, kennel/cage floors, conductive flooring, examination tables, veterinary x-ray tables, loading platforms, animal equipment
- Large inflatable, non-porous plastic and rubber structures such as animals, promotional items, moonwalks, slides, obstacle course play and exercise equipment
- Maintenance equipment
- Hard, non-porous picnic tables and outdoor furniture except cushions and wood frames
- Playground equipment
- External surfaces of Slurpee® machines, drinking fountains
- Tanning spas/beds, tanning equipment
- Tattoo equipment (Not for use on needles or other skin piercing instruments.)
- Telephones and telephone booths
- Wrestling and gymnastic mats, athletic mats, athletic training tables, physical therapy tables, exercise equipment, athletic helmets, wrestling/boxing headgear, athletic shoe soles, and locker rooms {areas}
- Hard, non-porous non-food contact surfaces in food {preparation} {and} {storage} areas
- Hatchers, setters, trays, racks, egg flats, chick boxes, egg cases, vans and trash containers seed houses, poultry/turkey equipment, carts, sexing tables, and automated tray, rack and buggy washers, egg receiving and egg holding areas
- Harvesting & handling equipment
- External surfaces of ice machines
- Kitchen equipment such as trash compactors
- Hard, non-porous meat packing plant surfaces such as livestock vehicles and holding pens, receiving areas and delivery chutes, slaughter areas and conveyors, hand, rub and guide rails, post knock cabinets, stands and flooring surfaces, chains and moving process lines, chutes, conveyors, tallow and animal feed production surfaces, processed product and offal equipment surfaces, fabrication and processing areas covering cold storage areas, stainless steel cut out and prep tables, and other stainless surfaces
- Tobacco plant equipment
- External lenses, vision correction devices including eyeglasses, protective eyewear, goggles, light lens covers, optical instruments/implements (Not for use on contact lenses.)
- Hospital beds, bed railings, bedpans, gurneys, traction devices, MRI, CAT, examining tables, scales, paddles, wheelchairs, hard, non-porous surfaces of cervical collars and neck braces, spine backboards, stretchers, unit stools, CPR training mannequins, curing lights, light lens covers, slit lamps, operating room lights, operating tables, oxygen hoods, dental chairs/countertops, examination tables, x-ray tables, ambulance equipment/surfaces, medical equipment surfaces
- Exhaust fans, refrigerated storage and display equipment, coils and drain pans of air conditioning, refrigeration equipment and heat pumps

DISINFECTION MARKETING CLAIMS

(Note to Reviewer: The following marketing claims may be used with the prefix "This product".)

- Can be used to disinfect, clean, and deodorize terrarium and small animal cages, substrate, and other hard, non-porous cage [{equipment}] {furniture} {plastic terrarium ornaments} {and} {water dishes}. (Do not use on porous rocks, hot rocks, and driftwood.)
- Cleans, disinfects, and deodorizes {on} hard, non-porous surfaces.
- Cleans, disinfects, and eliminates odors leaving hard, non-porous surfaces smelling clean and fresh.
- Cleans, disinfects, and deodorizes hard, non-porous surfaces by killing odor causing microorganisms.
- Cleans, disinfects, and deodorizes hard, non-porous, non-food contact {hospital} {medical} surfaces {with no rinsing required}.
- Disinfects hard, non-porous, non-food contact {hospital} {medical} surfaces in one step {with no rinsing required}.
- Cleans, disinfects, and deodorizes hard, non-porous {hospital} {medical} surfaces.
- Cleans, disinfects, and deodorizes hard, non-porous surfaces such as flower buckets, walls, floors of coolers, shippers, greenhouse packing areas, garbage pails, design and packing benches, countertops, and other areas where obnoxious odors develop.
- Cleans and disinfects non-medical (e.g. industrial and firefighting) respirators in industrial, commercial and institutional premises.
- Cleans, sanitizes, and disinfects hard, non-porous surfaces of personal protective safety equipment, protective headgear, athletic helmets, wrestling/boxing headgear, athletic shoe soles, hard hats, headphones, half mask respirators, full face breathing apparatus, gas masks, goggles, spectacles, face shields, hearing protectors and ear muffs. Rinse all equipment that comes in prolonged contact with skin before reuse with clean warm water (about 120°F), and allow to air dry. (Precaution: Cleaning at 120°F temperature will avoid overheating and distortion of the personal safety equipment that would necessitate replacement.)

- Cleans, sanitizes, and disinfects hard, non-porous ambulance equipment and surfaces.
- Cleans, shines, deodorizes and disinfects all hard, non-porous {non-food household} surfaces {listed on the label}.
- {Disinfects} {Disinfectant}.
- Disinfects hard, non-porous athletic surfaces.
- Disinfects {and sanitizes} hard, non-porous {non-food contact kitchen} {and} {bathroom} surfaces {and floors}.
- *Escherichia coli* {{*E. coli*}}, *Salmonella enterica* {{*Salmonella*}}, and *Staphylococcus aureus* {{*Staph*}} are common germs found where food is prepared and stored.
- Has demonstrated effectiveness against Influenza A {{(H1N1)}} Virus.
- Is a broad-spectrum disinfectant that has been shown to be effective against Influenza A {{(H1N1)}} virus on hard, non-porous non-food contact surfaces.
- Is a ready to use hospital use disinfectant that is effective against a broad spectrum of bacteria, is virucidal*, {fungicidal,} {and} {mildewstatic} and eliminates odor causing bacteria when used according to the disinfection directions.
- Is a {ready to use} non-acid {bowl and} bathroom cleaner, which cleans, disinfects and deodorizes {in one step when used according to the disinfection directions}.
- Is a disinfectant and non-food contact surface sanitizer for cleanroom and laboratory areas on washable, hard, non-porous non-food contact surfaces such as: laminar-airflow equipment and BioSafety cabinet work surfaces and exterior surfaces of the following: countertops, sinks, plumbing fixture surfaces, and incubators, refrigerators and centrifuge surfaces of metal, stainless steel, glass, plastic {such as polystyrene or polypropylene}, Formica®, and vinyl.
- Is a multi-purpose cleaner, deodorizer, and disinfectant.
- Is a one-step {hospital-use} {germicidal} disinfectant designed for disinfecting {of} hard, non-porous non-food contact surfaces.
- Is a {hospital-use} germicidal {disinfectant} cleaner {and} {deodorant} {odor-counteractant} {odor neutralizer} designed for general cleaning, {and} disinfecting, {deodorizing} {and controlling mold and mildew on} {of} hard, non-porous non-food contact surfaces.
- Is a phosphate-free formulation designed to provide effective cleaning, deodorizing, and disinfection in areas where housekeeping is of prime importance in controlling the hazard of cross-contamination on treated surfaces.
- Is a one-step disinfectant that is effective against a broad spectrum of bacteria, is virucidal* {{(including HIV-1, HCV & HBV)}} and inhibits the growth of mold and mildew and their odors when used on non-food contact surfaces.
- Is a proven disinfectant, cleaner, sanitizer, mildewstat, and virucide*.
- Is a versatile disinfectant & sanitizer for veterinarian, veterinary practice, animal care, animal laboratory, and agricultural and farm premise applications.
- Is an effective [{bactericide} {and} {virucide*} {disinfectant} {fungicide} {non-food contact sanitizer}] in the presence of [{organic soil} {5% {blood} serum}].
- Is an effective fungicide against *Trichophyton interdigitale* {{(the athlete's foot fungus)}} when used on hard, non-porous surfaces in areas such as locker rooms, dressing rooms, shower and bath areas, exercise facilities.
- Is designed to provide both general cleaning and disinfection.
- Is for use as a disinfectant on hard, non-porous, non-food contact surfaces.
- Is for use in federally inspected meat and poultry plants on all hard, non-porous surfaces in inedible product processing areas, non-processing areas and/or exterior areas, federally inspected meat and poultry plants as a floor and wall cleaner for use in all departments, and federally inspected meat and poultry plants as a disinfectant agent for use in all departments.
- Is used to disinfect hard, non-porous salon/barber tools and instruments such as combs, clippers, plastic rollers, brushes, trimmers, razors, scissors, blades, tweezers, baths, manicure instruments, pedicure instruments, and footbath surfaces.
- Kills {insert virus* name from approved organism listing for this product}.
- Kills {99.9% of} {any disinfection organism listed} {on hard, non-porous, non-food contact surfaces}.
- Kills {Avian} Influenza A {Flu} Virus {{(H5N1)}} {{(H1N1)}}.
- Kills bacteria and helps reduce cross-contamination on treated hard, non-porous non-food contact kitchen surfaces listed on this label.
- Kills {99.9% of}
 - {kitchen¹} {bathroom¹} {household¹} [{germs} {bacteria} {and} {viruses*}].
 - {household¹} {institutional¹} {kitchen¹} germs {on {the} sealed and hard, non-porous floor{s}}.
 - {household¹} {institutional¹} {kitchen¹} bacteria –and/or– germs {{that get} tracked into your home} {by shoes –and/or– pets –and/or– kids} {from outside} {every day}.
 - {kitchen¹} {bathroom¹} {household¹} {institutional¹} bacteria {on {the} sealed and hard, non-porous floor{s}} {ordinary dish soap can't}.
- Kills germs.
- Meets surface disinfection recommendations from OSHA Bloodborne Pathogen Standard for HIV, HBV, and HCV.
- {One-Step} Disinfectant
- Disinfectant Cleaner
- Will disinfect metal clipper blades as well as many other hard, non-porous surfaces.

- {{Kills 99.9% of}} {{Eliminates 99.9% of}} {{Effective against}} {{SARS-Related Coronavirus 2}} {{SARS-CoV-2}} {{Virus}} {{(USA-WA1/2020)}} {{causative}} agent of COVID-19 {{the COVID-19 Virus}} {{(COVID-19 Virus)}} {{in 1 minute}} on hard, non-porous surfaces.
- Disinfects hard, non-porous {{non-food contact}} surfaces by killing {{99.9% of}} SARS-Related Coronavirus 2 {{(SARS-CoV-2)}} {{(USA-WA1/2020)}} {{in one step}}. **(Note to Reviewer: if “in one step” is used, “non-food contact” must also be used.)**
- This product is a broad-spectrum, hard non-porous surface disinfectant that has been shown to be effective against SARS-CoV-2 {{(COVID-19 Virus)}}.

SANITIZATION MARKETING CLAIMS

(Note to Reviewer: The following marketing claims may be used with the prefix “This product”.)

- Electronic screen sanitizer
- Is a hard, non-porous, non-food contact surface sanitizer.
- Is an effective sanitizer {{in the presence of}} {{soils}} {{5% serum contamination}} on hard, non-porous non-food contact surfaces.
- Is {{for use as a}} {{an effective one-step}} non-food contact surface sanitizer on hard, non-porous surfaces.
- Is {{for use as a}} {{an effective}} non-food contact surface sanitizer {{and cleaner}} on hard, non-porous surfaces.
- Kills {{99.9% of}}:
 - {{household¹}} {{institutional¹}} {{kitchen¹}} bacteria {{that get}} tracked into your home {{by shoes –and/or– pets –and/or– kids}} {{from outside}} {{every day}}.
 - {{kitchen¹}} {{bathroom¹}} {{household¹}} {{institutional¹}} bacteria {{on}} {{the}} sealed and hard, non-porous floor{{s}} {{ordinary dish soap can’t}}.
- Sanitizes hard, non-porous {{non-food kitchen}} {{bathroom}} surfaces and floors.
- This product is formulated to sanitize hard, non-porous surfaces such as screens for electronic devices, including smart phones, tablets, and computer screens.
- Cleans and sanitizes {{electronic devices}}.

HOUSEHOLD MARKETING CLAIMS

(Note to Reviewer: The following marketing claims may be used with the prefix “This product”.)

- Is effective against household¹ {{germs}} {{bacteria}}.
- Is great for use {{on}} {{in the}} {{kitchen}}, {{bathroom}}, {{floors}} {{and}} {{other household areas}}.
- For a cleaner, fresher household.

GENERAL MARKETING CLAIMS

(Note to Reviewer: The following marketing claims may be used with the prefix “This product” or “This product is {a} {an}”.)

- Antimicrobial.
- Can be applied through {{foaming apparatus}} {{and}} {{low-pressure sprayer systems}}. Follow manufacturers’ instructions when using this equipment. **(Note to Reviewer: foaming apparatus not for use in CA.)**
- Clear formula. **(Note to Reviewer: To be used only when no dyes are present)**
- Contains no fragrances. **(Note to Reviewer: To be used only when no fragrances are present)**
- Contains no phosphorous.
- Contains no {{abrasives}} {{bleach}} {{harsh acids}} {{phosphates}} {{so it won’t scratch surfaces}}.
- {{Controls}} {{Prevents}} {{Inhibits}} the growth of mold and mildew {{(Aspergillus niger)}} {{and the odors caused by them}} {{when applied to hard, non-porous surfaces}}.
- Formulated for effective mushroom farm sanitation.
- Formulated for effective poultry premise sanitation.
- Formulated for effective swine premise sanitation.
- Gamma irradiated
- Has been designed specifically for areas where housekeeping is of prime importance.
- Helps to maintain blades that operate with reduced friction and with smoother clipping action.
- Is designed for use in pet salons, animal hospitals, barber and beauty shops.
- Is effective for the control of small flies on non-food contact surfaces such as floors, walls, drains, countertops, metal surfaces, painted surfaces, glazed porcelain, glazed tile, glass, chrome, rubber, and plastic in restaurants, kitchens, dishwashing areas, and bar and wait station areas.
- Is for larger areas such as operating rooms and patient care facilities.
- Is fragrance-free. **(Note to Reviewer: To be used only when no fragrances are present)**
- Is non-staining.
- Low odor
- Non-abrasive formula will not {{harm}} {{scratch}} surfaces.
- Non-dulling formula eliminates the time and labor normally required for rinsing floors.
- Small {{fruit}} fly ovicidal treatment.
- Streak-free finish
- {{To Control Mold and Mildew}} {{controls}} {{and}} {{prevents}} {{inhibits}} the growth of mold and mildew {{(Aspergillus niger)}} {{(ATCC 6275)}} {{and the odors caused by them when applied to hard, non-porous, non-food contact surfaces.}}
- Use this product to treat hard, non-porous multi-touch surfaces that may be responsible for cross-contamination.
- Will not harm sealed stone, sealed grout, or glazed tile.
- Will not harm most hard, non-porous surfaces.
- Will not leave grit or soap scum.

CLEANING AND DEODORIZATION MARKETING CLAIMS

(Note to Reviewer: The following marketing claims may be used with the prefix "This product".)

- {Also} eliminates odors leaving surfaces smelling clean and fresh.
- {Also} {{removes} {eliminates}} odors {caused by} {{bacteria} {and} {mildew} {mold and mildew} {and} {non-fresh foods}}{leaving} {restroom} {kitchen} surfaces smelling clean and fresh.
- Can be used as a general-purpose antimicrobial detergent in florist shops, wholesale florists, shippers, greenhouse packing areas and other commercial floriculture places for efficient cleaning and antimicrobial action against certain bacteria which cause: 1. Plugging of stems with slime, which reduces uptake of water for various flowers including roses, chrysanthemums, gladioli, and tulips. 2. Production of ethylene gas, which can injure blooms of the various sensitive flowers including carnations, snapdragons, some orchids, baby's breath, sweet peas, freesia and alstroemeria. (Not for use in CA.)
- {Cleans} {Cleaner}
- Cleans {and shines} {without bleaching} {by removing} {dirt} {grime} {and} {food soils in food preparation and processing areas}} {everyday kitchen messes} {non-food contact kitchen surfaces and food preparation areas} {like dirt, grease and food stains}.
- Cleans by removing dirt, grime, mold, mildew, blood, urine, fecal matter, and other common soils found in animal housing facilities, livestock, swine or poultry facilities, grooming facilities, farms, kennels, pet stores, veterinary clinics, laboratories, or other small animal facilities.
- Cleans rodent soiled areas.
- Cleans without bleaching.
- Cleans quickly by removing dirt, grime, mold, mildew, food residue, body oils, dead skin, blood and other organic matter commonly found in (*insert site from Locations*).
- {Deodorizes} {Deodorant}.
- Deodorizes moist hard, non-porous surfaces by killing microorganisms that cause offensive odors. (Not for use in CA.)
- Is a cleaner and {{deodorant} {odor-counteractant} {odor-neutralizer}} designed for {{general cleaning}, {and} {disinfecting}, {deodorizing} {and controlling mold and mildew}} on hard, non-porous surfaces.
- Is a floor cleaner.
- Is an effective antimicrobial cleaner designed for use by wholesale and retail florists, shippers, and greenhouses.
- Is effective against odors caused by animal waste, septic tank or sewage backup, smoke, bathroom and kitchen odors. (Not for use in CA.)
- Is effective at controlling {{mold and mildew} {odor}} on plastic shower curtains.
- Is for non-scratch cleaning of showers and tubs, shower doors and plastic shower curtains, fixtures, and toilet bowls.
- Is for use as a {{cleaner} {deodorizer}} on rugs, floors, walls, tile, cages, crates, mats, litter boxes, floor coverings, or any hard, non-porous surfaces soiled by a pet.
- Is formulated to provide effective cleaning strength that will not dull high gloss floor finishes with repeated use.
- Is for use in work areas such as tool rooms and garages for odor control and light duty cleaning.
- Kills odor causing bacteria in the {{kitchen} {bathroom} {household}}.
- {{Malodor Activity} {Odor} {Counteract}} – {{eliminates} {destroys}} odors {and odor-causing bacteria on hard, non-porous surfaces in restroom areas, behind and under sinks and counters, and storage areas {and other {hard, non-porous} surfaces} where bacterial growth can cause malodors.}
- {{Maximizes} {improves}} labor results by effectively controlling odors.
- Neutralizes musty odors and tough odors from smoke, pet accidents, and spills on contact.
- Non-acid bathroom cleaner.
- Provides effective cleaning strength that will not dull most metal-interlock floor finishes and does not require a rinse prior to recoat.
- Provides long lasting freshness against tough {pet} odors such as odors from litter boxes and pet accidents.
- Removes dirt.
- Removes stains.
- Use of this product will control unpleasant {{malodors} {odors}}.

PACKAGING CLAIMS

- Convenient trigger spray. (*Note to Reviewer: To be used on applicable container*)
- Easy to use.
- Economy size. (*Note to Reviewer: To be used on applicable container*)
- Fewer products – no need for separate deodorizer.
- Great value: (X)% more!
- Ready to Use
- RTU
- This {{container} {bottle}} is made of {at least} (X) % post-consumer recycled plastic.

MARKETING FOOTNOTES

¹ Kills (*insert organism(s) from the organism list*).

(Note to Reviewer (General Considerations): Numbered instructions will be used if label space permits, otherwise may appear in paragraph format. The list of organisms can be formatted into paragraph form using a comma to separate organisms. Unit abbreviations can be spelled out. Note symbols such as asterisks (*) and superscript numbers (1) may be replaced with equivalent symbols. When choosing optional text, appropriate punctuation can be inserted or deleted.)

DIRECTIONS FOR USE

It is a violation of Federal law to use this product in a manner inconsistent with its labeling.

{Please read entire label and use strictly in accordance with precautionary statements and directions.}

(Note to Reviewer: The following statement is to be used if any of the following surfaces are listed on the label: chill tanks, coils and drain pans of air conditioning, coolers, ice chests, ice machines, heat pumps, refrigerated storage and display equipment, refrigeration equipment, refrigerators, refrigerator bins, stoves/stovetops, water coolers.)

{Allow surfaces to come to room temperature before treatment {with this product}.

(Note to Reviewer: The following statement must be used if any food premise locations are listed on the final label.)

{Before using this product {in federally inspected meat and poultry food processing plants and dairies}, food products and packaging materials must be removed from the room or carefully protected.}

(Note to Reviewer: For labels that list medical devices and/or stainless steel surfaces, one of the following FDA/EPA Memorandum of Understanding statements must be used.)

{This product is not to be used as a terminal sterilant/high-level disinfectant on any surface or instrument that (1) is introduced directly into the human body, either into or in contact with the bloodstream or normally sterile areas of the body, or, (2) contacts intact mucous membranes but which does not ordinarily penetrate the blood barrier or otherwise enter normally sterile areas of the body. {This product can be used to pre-clean or decontaminate critical or semi-critical medical devices prior to sterilization or high-level disinfection.}}

(OR)

{This product is not for use on medical device surfaces.}

HOSPITAL/HEALTH CARE/MEDICAL/NON-MEDICAL

FOR USE AS A {ONE-STEP} {GENERAL} {HOSPITAL} {MEDICAL} DISINFECTANT {VIRUCIDE*} {DEODORIZER} {CLEANER}:

1. Pre-clean visibly soiled areas.
2. Apply this {ready to use} product {undiluted} to disinfect hard, non-porous, non-food contact surfaces with a sponge, brush, cloth, {by immersion}, {auto scrubber}, {{mechanical spray device,} {{{hand pump} {coarse}} trigger spray device}. For spray applications, spray 6 - 8 inches from surface. Do not breathe spray.}
3. Treated surfaces must remain visibly wet for [{10 minutes} {1 minute to kill SARS-CoV-2 and 10 minutes to kill all organisms listed on the label}].
4. [{Wipe dry} {with a clean cloth} {or} {allow to air dry}]. {Rinsing of floors is not necessary unless they are to be waxed or polished.}
5. Change solution when visibly dirty.

FOR USE AS A {GENERAL} {HOSPITAL} {MEDICAL} DISINFECTANT {VIRUCIDE*} {DEODORIZER} {CLEANER}:

1. Pre-clean visibly soiled areas.
2. Apply this {ready to use} product {undiluted} to disinfect hard, non-porous surfaces with a sponge, brush, cloth, {by immersion}, {auto scrubber}, {{mechanical spray device,} {{{hand pump} {coarse}} trigger spray device}. For spray applications, spray 6 - 8 inches from surface. Do not breathe spray.}
3. Treated surfaces must remain visibly wet for [{10 minutes} {1 minute to kill SARS-CoV-2 and 10 minutes to kill all organisms listed on the label}]. Rinse with potable water after use on surfaces that come in contact with food.
4. [{Wipe dry} {with a clean cloth} {or} {allow to air dry}]. {Rinsing of floors is not necessary unless they are to be waxed or polished.}
5. Change solution when visibly dirty.

TO KILL SARS-COV-2: Pre-clean visibly soiled areas. Apply this {ready to use} product {undiluted} to hard, non-porous surfaces. Allow treated surfaces to remain visibly wet for 1 minute. Rinse with potable water after use on surfaces that come in contact with food.

BLOODBORNE PATHOGEN INSTRUCTIONS (*Note to Reviewer: Heading is optional. If instructions used, all indented text must be included.*):

***KILLS HIV, HBV AND HCV ON PRE-CLEANED HARD, NON-POROUS SURFACES/OBJECTS PREVIOUSLY SOILED WITH BLOOD/BODY FLUIDS** in health care settings or other settings in which there is an expected likelihood of soiling of hard, non-porous surfaces/objects with blood or body fluids and in which the surfaces/objects likely to be soiled with blood or body fluids can be associated with the potential for transmission of Human Immunodeficiency Virus Type 1 {(HIV-1)} {(associated with AIDS)}, Hepatitis B Virus {(HBV)} and Hepatitis C Virus {(HCV)}.

SPECIAL INSTRUCTIONS FOR CLEANING AND DECONTAMINATION AGAINST HIV-1, HBV and HCV ON SURFACES/OBJECTS SOILED WITH BLOOD/BODY FLUIDS.

Personal Protection: [{Wear protective latex gloves, gowns, masks and eye protection} {Specific barrier protection items to be worn when handling items soiled with blood or body fluids are disposable latex gloves, gowns, masks and eye protection}].

Cleaning Procedure: Blood and other body fluids {containing HIV-1, HBV & HCV} must be thoroughly cleaned from hard, non-porous surfaces and objects before application of this product.

Disposal of Infectious Materials: Blood and other body fluids, cleaning materials and clothing must be autoclaved and disposed of according to federal, state and local regulations for infectious waste disposal.

Contact Time: Allow hard, non-porous surface to remain visibly wet for 2 minutes to kill HIV and for 10 minutes to kill all other viruses and bacteria listed on the label.

SURGICAL INSTRUMENT PRESOAK: Pour this {ready to use} product {undiluted} into a container. Place pre-cleaned instruments in solution to presoak surgical instruments for a minimum of 10 minutes, then proceed with normal sterilization procedure.

Note: Plastic instruments can remain immersed until sterilization procedure. Metal instruments must be removed after 10 minutes, rinsed, dried, and kept in a clean non-contaminated receptacle until sterilization procedure. Prolonged soaking will cause damage to metal instruments. Surgical instruments must be sterilized before use. Change solution when visibly dirty.

CLEANING AND DISINFECTING HARD, NON-POROUS SURFACES ON PERSONAL PROTECTIVE EQUIPMENT {(RESPIRATORS)}: Pre-clean equipment if visibly soiled to ensure proper surface contact. Apply {ready to use} product {undiluted} to surfaces of the respirator with a sponge, brush, cloth, {by immersion}, {{mechanical spray device,} {{{hand pump} {coarse}} trigger spray device}. For spray applications, spray 6 - 8 inches from surface. Do not breathe spray}. Treated surfaces must remain visibly wet for 10 minutes. Rub with brush, cloth, or sponge and remove excess solution from equipment prior to storage. The user must comply with all OSHA regulations for cleaning respiratory protection equipment (29 CFR § 1910.134). Change solution when visibly dirty.

SANITIZING

NON-FOOD CONTACT SURFACE SANITIZING DIRECTIONS

NON-FOOD CONTACT SURFACE SANITIZING: Pre-clean visibly soiled surfaces. Apply {ready to use} product {undiluted} to hard, non-porous surfaces with a sponge, brush, cloth, {by immersion}, {auto scrubber}, {{mechanical spray device,} {{{hand pump} {coarse}} trigger spray device}. For spray applications, spray 6 - 8 inches from surface. Do not breathe spray}. Treated surfaces must remain visibly wet for 3 minutes. Change solution when visibly dirty.

SANITIZATION OF HARD, NON-POROUS SURFACES ON PERSONAL PROTECTIVE EQUIPMENT {(RESPIRATORS)}: Apply {ready to use} product {undiluted} to surfaces of the respirator with a sponge, brush, cloth, {by immersion}, {{mechanical spray device,} {{{hand pump} {coarse}} trigger spray device}. For spray applications, spray 6 - 8 inches from surface. Do not breathe spray}. Thoroughly wet surfaces to be sanitized. Treated surfaces must remain visibly wet for 3 minutes. Remove excess solution from equipment prior to storage. Change solution when visibly dirty.

{{SHOE} {BOOT} {ENTRYWAY}} {BATH} SANITIZER DIRECTIONS: To reduce cross contamination on treated surfaces [{from} {area to area,} {in} {animal areas,} {entryways} {and} {the packaging and storage areas of food plants,}] shoe baths containing one inch of {undiluted} {ready to use} product must be placed at all entrances to buildings, hatcheries and at all the entrances to the production and packaging rooms. [{Scrape} {or} {brush}] waterproof shoes and [{place in the solution} {or} {allow to remain visibly wet}] for 3 minutes prior to entering area. Change solution when visibly dirty.

(For food processing or other facilities that have installed entryway sanitizing systems.)

ENTRYWAY SANITIZING SYSTEMS (Not for use in CA.): To reduce cross contamination on treated surfaces from area to area, set the system to deliver {ready to use} product {undiluted}. The [{spray} {foam}] must cover the entire path of the doorway. Set the system so that a continuous wet blanket of sanitizer solution is delivered to the floor. Do not mix other foam additives with the {ready to use} product.

FOOD PROCESSING PREMISES

FOR USE AS A DISINFECTANT IN DRESSING {/RENDERING} PLANTS: To disinfect equipment, utensils, walls, and floors in poultry and animal dressing plants {including offal rooms, exterior walls, and loading platforms}. Cover and remove all food and packaging materials. Scrape and remove all visible soils prior to application. Saturate surfaces with {undiluted} {ready to use} product and scrub to loosen all soils. Surfaces must remain visibly wet for 10 minutes. {Wipe} {or} {air dry}. Wash equipment and utensils with a [{compatible} {detergent} {or} {cleaner}]. Rinse with potable water. Change solution when visibly dirty.

FOR USE AS A DISINFECTANT {CLEANER} IN [{FOOD PROCESSING PLANTS/PREMISES} {TOBACCO PREMISES} {FOOD SERVICE ESTABLISHMENTS} {FOOD STORAGE AREAS AND EQUIPMENT} {BREWERIES}]:

1. Pre-clean visibly soiled areas.
2. Apply {ready to use} product {undiluted} to disinfect hard, non-porous surfaces with a sponge, brush, cloth, {by immersion}, {auto scrubber}, {{mechanical spray device.} {{{hand pump} {coarse}} trigger spray device}. For spray applications, spray 6 - 8 inches from surface. Do not breathe spray}.
3. Treated surfaces must remain visibly wet for 10 minutes.
4. [{Wipe dry} {with a clean cloth} {or} {allow to air dry}.] {Rinsing of floors is not necessary unless they are to be waxed or polished.}
5. When disinfecting food contact surfaces used for food preparation, rinse surfaces thoroughly with potable water. This product must not be used to treat the following surfaces: utensils, glassware, dishes, or interior surfaces of processing equipment.
6. Change solution when visibly dirty.

Note: All food contact surfaces such as appliances and kitchen countertops must be rinsed with potable water after treatment.

FUNGICIDAL/MOLD/MILDEW

TO KILL FUNGI: Pre-clean visibly soiled surfaces. Apply {ready to use} product {undiluted} to hard, non-porous surfaces. Allow surface to remain visibly wet for 10 minutes. Wipe surfaces {and let air dry}.

TO CONTROL MOLD/MILDEW: Apply {ready to use} product {undiluted} to hard, non-porous surfaces which will effectively inhibit the growth of mold and mildew and their odors. Repeat treatment every seven days, or more often if new growth appears.

TO CONTROL THE GROWTH OF MOLD AND MILDEW ON HARD, NON-POROUS ATHLETIC EQUIPMENT: For use on wrestling and gymnastic mats, athletic mats, exercise equipment, athletic training tables, physical therapy tables, athletic helmets, wrestling/boxing headgear, athletic shoe soles, and other hard, non-porous surfaces. Thoroughly clean surfaces with soap or detergent and rinse with water. Apply {ready to use} product {undiluted} by sponge, brush, cloth, {by immersion}, {{mechanical spray device.} {{{hand pump} {coarse}} trigger spray device}. For spray applications, spray 6 - 8 inches from surface. Do not breathe spray}. Do not use equipment until treatment has set or dried. Repeat treatment every seven days, or more often if new growth appears.

TO CONTROL THE GROWTH OF MOLD AND MILDEW ON LARGE, INFLATABLE, NON-POROUS PLASTIC AND RUBBER STRUCTURES: For use on non-porous plastic and rubber surfaces such as inflatable animals, promotional items, moonwalks, slides, and obstacle course play and exercise equipment. Thoroughly clean surfaces with soap or detergent and rinse with water. Apply {ready to use} product {undiluted} by sponge, brush, cloth, {{mechanical spray device.} {{{hand pump} {coarse}} trigger spray device}. For spray applications, spray 6 - 8 inches from surface. Do not breathe spray}. Do not use equipment until treatment has dried. Repeat treatment every seven days, or more often if new growth appears.

ANIMAL PREMISES

{ANIMAL PREMISES:}

(Note to reviewer: *The following statement will be used on all labels with use directions for animal premises except terrariums, small animal cages, and reptile tanks.*)

Prior to use of this product, remove all [{animals} {poultry}] and feeds from [{premises} {areas to be treated}], animal transportation [{vehicles} {trucks} {cars}], and [{enclosures} {coops} {crates} {kennels} {stables}]. Remove all litter, droppings, and manure from floors, walls, and surfaces of barns, pens, stalls, chutes and other surfaces of facilities and fixtures occupied or traversed by {poultry or other} animals. Empty all troughs, racks, and other feeding and watering appliances. Thoroughly clean surfaces with soap or detergent and rinse with water.

FOR USE AS AN ANIMAL PREMISE DISINFECTANT {/VIRUCIDE*}: Apply {ready to use} product {undiluted} to disinfect hard, non-porous surfaces with a sponge, brush, cloth, mop, {by immersion}, {{mechanical spray device.} {{{hand pump} {coarse}} trigger spray device}. For spray applications, spray 6 - 8 inches from surface. Do not breathe spray}. Immerse all halters and other types of equipment used in handling and restraining animals, as well as forks, shovels, and scrapers used for removing litter and manure in the use solution. Treated surfaces must remain visibly wet for 10 minutes. Ventilate buildings, coops and other closed spaces. Do not house [{animals} {poultry} {livestock}] or employ equipment until treatment has set or dried. Thoroughly scrub all treated feed racks, troughs, automatic feeders, fountains and waterers and other treated equipment which can contact food or water with soap or detergent, and rinse with potable water before reuse.

HATCHERIES: Apply {ready to use} product {undiluted} to hatchers, setters, trays, racks, carts, sexing tables, delivery trucks, and other hard, non-porous surfaces. Leave all treated surfaces visibly wet for 10 minutes or more. Rinse all surfaces with potable water before reuse.

Allow to air dry.

VEHICLES: To {{clean} {and} {disinfect}} hard, non-porous surfaces on vehicles including mats, crates, cabs, and wheels, use this product. Apply {ready to use} product {undiluted} to hard, non-porous surfaces on vehicles. Leave treated surfaces visibly wet for 10 minutes. Allow to air dry.

REPTILE TANK CLEANING AND DISINFECTION DIRECTIONS: Remove all reptiles from the [{enclosure} {tank}] prior to cleaning and disinfecting. Remove all litter or drippings from surfaces. Empty all equipment used for feeding or watering reptiles. Thoroughly clean surfaces with soap or detergent and rinse with water. Apply disinfecting and virucidal* {ready to use} product {undiluted} {to hard, non-porous surfaces of the [{enclosure} {tank}]}. Apply by cloth, mop, brush, sponge, {by immersion,} {{mechanical spray device,} {{{hand pump} {coarse}} trigger spray device.} For spray applications, spray 6 - 8 inches from surface. Do not breathe spray}. Allow surfaces to remain visibly wet for 10 minutes. Wipe dry {with a paper towel}. Rinse surfaces that come in contact with food with potable water before reuse. Allow the enclosure {tank} to ventilate for a minimum of 10 - 15 minutes before replacing the reptiles. Change solution when visibly dirty.

Note: Do not apply this product directly onto the reptile. If this product comes into contact with the reptile's skin, then immediately wash the material off of the animal with lukewarm water. If the reptile ingests this product, contact your veterinarian immediately.

TERRARIUM AND SMALL ANIMAL CAGE AND CAGE FURNITURE DISINFECTION: {Animals frequently defecate on rocks and other hard, non-porous cage furniture items inside your terrarium. This can result in high bacteria and ammonia levels that can lead to possible infection/disease in your animals. When used regularly, this product reduces these high bacteria/ammonia levels in your cage and on your cage furniture items.} (Do not use on porous rocks, hot rocks, and driftwood.)

1. Remove all animals.
2. Thoroughly clean surfaces and objects {{caves, cage furniture, feeding and watering dishes, and appliances}} including the substrate in the terrarium or cage with soap or detergent and rinse with water.
3. Saturate all hard, non-porous surfaces {such as floors, walls, and cages} with the disinfecting and virucidal* {ready to use} product {undiluted} so as to wet thoroughly.
4. Apply by cloth, brush, sponge, {by immersion,} {{mechanical spray device,} {{{hand pump} {coarse}} trigger spray device}. For spray applications, spray 6 - 8 inches from surface. Do not breathe spray}. For smaller surfaces, use a trigger spray bottle to spray surfaces with solution.
5. Allow surfaces to remain visibly wet for a period of 10 minutes.
6. Saturate gravel as above and let stand for 10 minutes. Place in bucket of clean water and swirl for 15 - 30 seconds. Thoroughly air dry before returning to terrarium.
7. Thoroughly scrub all treated surfaces (except gravel) with soap or detergent and rinse with potable water before reuse.
8. Do not return animals to the habitat until it is dry and ventilated.
9. Clean terrarium at least once weekly or more as needed. Change cloth, sponge or towels frequently to avoid redeposition of soil.
10. Change solution daily or more often if use solution becomes visibly soiled or dirty.

Note: Substrates for desert terrariums (i.e. gravel) must be completely dry before returning to terrarium to avoid high humidity levels. Always replace substrate if a foul odor persists. Do not apply this product directly onto the animal. If this product comes into contact with the animal's skin, then immediately wash the material off of the animal with lukewarm water. If the animal ingests this product, contact your veterinarian immediately.

SANITIZER DIRECTIONS FOR HARD, NON-POROUS NON-FOOD CONTACT SURFACES IN ANIMAL PREMISES

TO SANITIZE HOOF TRIMMING EQUIPMENT: Prior to application, pre-clean hoof trimming equipment before and after use on each animal with detergent and warm water or compatible cleaner to remove soil using a pre-scrape, pre-flush, or when necessary, pre-soak followed by a potable water rinse. Apply {ready to use} product {undiluted} to hard, non-porous trimmer surfaces with a sponge, brush, cloth, {by immersion,} {{{hand pump} {coarse}} trigger spray device. For spray applications, spray 6 - 8 inches from surface. Do not breathe spray}. Treated surfaces must remain visibly wet for 3 minutes. Change solution when visibly dirty.

BARBER/SALON

FOR USE AS A DISINFECTANT {VIRUCIDE*} OF GROOMING CLIPPERS, HAIR CLIPPERS, ELECTRIC SHEARS, BARBER/SALON SHEARS AND OTHER IMPLEMENTS {, [{BARBER} {MANICURE} {NAIL} {SALON}] INSTRUMENTS AND TOOLS}: {Remove hair, dandruff, and dust particles prior to disinfecting the blades. [{Turn the clipper off occasionally during use and spray between the teeth of blades} {While clipper/shear is running, hold in the downward position and spray}] with the {ready to use} product {undiluted}. Do not spray on the clipper case or drip into clipper housing.} Immerse pre-cleaned barber/salon tools such as combs, brushes, {plastic rollers,} razors, {{clipper and/or trimmer} blades}, {tweezers,} manicure/pedicure tools, scissors, and other salon instruments and tools in the product solution for at least 10 minutes. Rinse thoroughly and dry before use. Change solution when visibly dirty.

Note: Plastic instruments can remain immersed until ready to use. Stainless steel shears and other metal instruments must be removed after 10 minutes, rinsed, dried, and kept in a clean, non-contaminated receptacle. Prolonged soaking will cause damage to metal instruments.

FOR USE AS A DISINFECTANT {VIRUCIDE*} {FUNGICIDE} OF HARD, NON-POROUS SURFACES IN FOOTBATHS: To remove body oils, dead tissue, soil and all other buildups or organic matter on surfaces after using the footbath, drain the water and thoroughly clean surfaces with soap or detergent, then rinse with water. Apply {ready to use} product {undiluted} to surfaces with a brush, cloth, sponge, {{{hand pump} {coarse}} trigger spray device}. For spray applications, spray 6 - 8 inches from surface. Do not breathe spray.} Brush or swab thoroughly and allow solution to stand for 10 minutes. After the unit has been thoroughly disinfected, rinse surfaces with fresh water. The unit is then ready for reuse.

RESTROOM/BATHROOM

NON-ACID TOILET BOWL {AND URINAL} DISINFECTANT {/CLEANING} DIRECTIONS:

Remove visible soil prior to disinfection.

Empty water out of toilet bowl or urinal and add 1 - 2 oz. of this product to exposed surfaces, including under the rim with a toilet [{brush} {mop}], cloth, or sponge, {{{hand pump} {coarse}} trigger spray device}. For spray applications, spray 6 - 8 inches from surface. Do not breathe spray.} Brush or swab thoroughly, then allow solution to stand for 10 minutes and flush.

{DEEP} CLEANING/DISINFECTING [{WATERFREE} {WATERLESS}] URINALS: Pre-clean visibly soiled surfaces. Remove and properly dispose of cartridge according to manufacturer's directions. Deep clean or disinfect the entire urinal by applying the {ready to use} product {undiluted} directly onto surface. [{Brush} {Scrub}] surfaces and let solution stand for 10 minutes. Wipe surface to clean. Change cartridge as needed. The unit is ready for use.

TO CLEAN WATERFREE {/WATERLESS} URINALS: Remove any debris from the urinal. Apply 1 - 2 oz. of product onto urinal surface. DO NOT spray product directly onto cartridge. Wipe surface to clean. Change cartridge as needed. The unit is ready for use.

FOR USE TO CLEAN AND DISINFECT SHOWER ROOMS, LOCKER ROOMS AND OTHER LARGE, OPEN AREAS WITH FLOOR DRAINS:

1. Pre-clean visibly soiled areas.
2. Apply {ready to use} product {undiluted} to hard, non-porous surfaces including floors, walls, and ceilings, making sure not to over spray. To disinfect, surfaces must remain visibly wet for 10 minutes.
3. Scrub using a deck brush or other coarse material as necessary.
4. Rinse surfaces thoroughly and let air dry.
5. Change solution when visibly dirty.

DEODORIZATION/CLEANING

FOR USE AS A {GENERAL} CLEANER {AND/OR DEODORIZER}: Apply {ready to use} product {undiluted} to hard, non-porous surfaces. [{Rinse} {Wipe up excess liquid {with a paper towel}} {and} {or} {Allow to air dry}]. Rinse with potable water after use on surfaces that come in contact with food.

GENERAL DEODORIZATION: To deodorize, apply {ready to use} product {undiluted} to hard, non-porous surfaces. [{Rinse} {Wipe up excess liquid {with a paper towel}} {and} {or} {Allow to air dry}]. Rinse with potable water after use on surfaces that come in contact with food.

FOR DEODORIZING SEPTIC STORAGE TANKS: Pre-clean visibly soiled areas. When tanks are empty, pour {ready to use} product {undiluted} into septic storage tank on recreational vehicles, campers, and boats to control odors. As tank fills with sewage and the vehicle is moving, this solution will mix and provide an adequate deodorizing solution for this use. This product is to be used on gray and black water tanks only. Dispose of sewage in accordance to federal, state and local regulations for waste disposal. (Not for use in CA.)

RV HOLDING TANKS/RECREATIONAL VEHICLES: For toilet waste and holding tanks, cover bottom of holding tank with water and add 1 - 2 oz. of this product to deodorize. If odors return before time to empty, add another 1 - 2 oz. of this product to the tank. For kitchen waste, add 1 - 2 oz. of this product to gray water tank as needed to control malodors created by dirty dishwasher. (Not for use in CA.)

AUTOMOTIVE USES: Use this product to effectively neutralize {damp} {musty} odors. Spray or apply onto seats, carpets, headliner, and ashtray or into trunk and all vents to eliminate odors from tobacco, food, beverage spills, and musty carpet. For sprayer applications, use a coarse spray device. [{Wipe up excess liquid {with a paper towel}} {and} {or} {Allow to air dry}]. (Not for use in CA.)

AIR FRESHENER: Use this product to effectively neutralize {damp} {musty} odors caused by mildew in storage areas, basements, closets, bathrooms, and A/C filters. Spray to eliminate odors from tobacco, food, beverage spills, and musty carpet. For sprayer applications, use a coarse spray device. [{Wipe up excess liquid {with a paper towel}} {and} {or} {Allow surface to air dry}]. (Not for use in CA.)

PET ODORS: Use this product to effectively neutralize odors caused by pets on rugs, floors, walls, tile, cages, crates, mats, litter boxes, floor coverings, or any surface soiled by a pet. For sprayer applications, use a coarse spray device. [{Wipe up excess liquid {with a paper towel}} {and} {or} {Allow surface to air dry}]. (Not for use in CA.)

GLASS CLEANING {/DEODORIZING} DIRECTIONS: Use this product to clean and deodorize windows, mirrors, and glass surfaces. Use a coarse spray device. For spray applications, spray 6 - 8 inches from surface. Do not breathe spray. Rub with sponge or cloth. Change cloth, sponge or towels frequently to avoid re-deposition of soil.



CARPET CLEANING

SPECIAL INSTRUCTIONS FOR CLEANING CARPETS: This product can be used to clean carpets in industrial, institutional, commercial {and residential} areas such as {homes,} motel and hotel chains, nursing homes, schools, and hospitals. For use on wet cleanable synthetic fibers. Do not use on wool. Vacuum carpet thoroughly prior to cleaning. Test fabric for color fastness.

Do not mix this product with other cleaning products. Follow the cleaning procedures specified by the manufacturer of the cleaning equipment. After using this product set the carpet pile and protect the carpet from furniture legs and bases while drying. Do not over wet. If applied to stain resistant nylon carpet, apply a fabric protector according to the carpet manufacturer's directions.

CARPET {{CLEANING} {/DEODORIZING (Not for use in CA.)} FOR {HOME,} INSTITUTIONAL, INDUSTRIAL, AND HOSPITAL USE: This product {{cleans} {and} {deodorizes}} the carpet. It can be used in industrial, institutional, commercial {and residential} areas such as {homes,} motels, hotel chains, nursing homes, and hospitals.

Vacuum carpet thoroughly prior to application. Follow the injection and/or extraction procedures as specified for any conventional steam cleaning equipment you are using. For rotary floor machines, spray product on carpet at a rate of 300 - 500 sq. ft. per gal.

[[For use] {Use this product}] on washable synthetic fibers. Do not use on wool. Test color fastness of carpet before use. Apply diluted product to a small concealed spot, then rub with a clean white cloth. If color changes or transfers to the cloth, a water-based product must not be used.

After using the product, set carpet pile in one direction with a stiff brush. Place aluminum foil under the legs of furniture while carpet is drying. Over-wetting can cause carpet to shrink. Manufacturer assumes no responsibility for over-wetting misuse.

Note: This product must not be mixed with other cleaning products.

WATER AND SMOKE DAMAGE RESTORATION

SEWER BACKUP & RIVER FLOODING: Remove gross filth or heavy soil along with non-salvageable materials. To use as a deodorizer, saturate all affected areas with a {{mechanical spray device} {or} {{{hand pump} {coarse}} trigger spray device}} before and after cleaning and extraction. For spray applications, spray 6 - 8 inches from surface. Do not breathe spray. Use proper ventilation; open windows. (Not for use in CA.)

CARPETS, CARPET CUSHIONS, UPHOLSTERY, DRAPES, AND OTHER POROUS MATERIALS, SUB FLOORS, DRYWALL, TRIM AND FRAME LUMBER, TACKLESS STRIP, AND PANELING: To use as a deodorizer against water damage, extract the excess water. Test hidden area for colorfastness. Remove gross filth or heavy soil. Apply product directly with a {{mechanical spray device} {or} {{hand pump} {coarse}} trigger spray device}} to fully saturate affected materials. For spray applications, spray 6 - 8 inches from surface. Do not breathe spray. Roll, brush or agitate into materials. Follow with a thorough extraction. Dry rapidly and thoroughly. (Not for use in CA.)

[[{WATER} {AND} {SMOKE}] DAMAGE RESTORATION: Effective against odor caused by smoke and water damage. This product is particularly suitable for use in water damage restoration. Saturate affected materials with enough product to remain wet for at least 10 minutes. Use proper ventilation. (Not for use in CA.)

OTHER USES

ELECTRONICS SCREEN SANITIZING PERFORMANCE: This product is an effective {ready-to-use} sanitizer on hard, non-porous surfaces against the following organisms.

Klebsiella aerogenes {(ATCC 13048)}

Klebsiella pneumoniae {(ATCC 4352)}

Staphylococcus aureus {(ATCC 6538)}

TO SANITIZE {ELECTRONIC} DEVICES: Apply {ready to use} product {undiluted} to hard, non-porous surfaces such as screens for electronic devices for 3 minutes. Spray sparingly 6 - 8 inches from the screen and wipe off with a clean dry cloth. For visibly soiled areas, a preliminary cleaning is required.

FOR USE AS A {SCREEN} CLEANER: Spray sparingly 6 - 8 inches from the screen and wipe off with a clean, dry cloth.

FOR DISINFECTING BAGLESS VACUUM CLEANERS: Turn off and unplug vacuum cleaner. Remove the hard, non-porous container that houses collected material from the vacuum cleaner. Empty contents into a waste receptacle. Rinse collection container with water and wipe clean to remove any additional collected material. Apply {ready to use} product {undiluted} to collection container with a brush, cloth, sponge, {{mechanical spray device,} {{{hand pump} {coarse}}} trigger spray device. For sprayer applications, spray 6 - 8 inches from surface. Do not breathe spray}. Allow surfaces to remain visibly wet for 10 minutes. Wipe up excess liquid with a clean cloth or sponge or allow to air dry. Reattach container to vacuum cleaner.

FOR CONTROL OF DROSOPHILA SPP. AND PHORIDAE FAMILY OF FLIES ON NON-FOOD CONTACT SURFACES: To control flies on hard, non-porous, non-food contact surfaces such as floors, walls, countertops, metal surfaces, painted surfaces, glazed porcelain, glazed tile, glass, chrome, rubber, and plastic in restaurants, bars, kitchens, dishwashing areas, bar and wait station areas, and other food storage areas. After removing visible filth, apply product to surfaces and locations where flies breed. Spray surfaces thoroughly or apply {ready to use} product {undiluted} by pouring or sponging onto the surface. Allow surface to remain visibly wet for 10 minutes. Repeat application 1 - 2 times per week or as needed. Do not contaminate food and food packaging.

FOR CONTROL OF SMALL FLIES IN DRAINS: For control of small flies: *Drosophila* spp. and the Phoridae family. Add 14 oz. of {ready to use} product {undiluted} daily to each drain during time of lowest level of drain use to maintain fly control. Apply product around the edge of the drain and thoroughly coat inside of drain. Repeat application 1 - 2 times per week or as needed. Do not contaminate food and food packaging.

MUSHROOM FARM INDUSTRY USE DIRECTIONS

Site Preparation: Remove gross contamination and debris. This may be accomplished by using a shovel, broom, or vacuum, depending on the area to be disinfected.

Disinfection: Pre-clean visibly soiled areas. Wet all hard, non-porous surfaces thoroughly with {ready to use} product {undiluted}. Treated surfaces must remain visibly wet for 10 minutes. Let air-dry. Change solution for each use.

For Heavy Duty Cleaning: When heavy duty cleaning is desired, apply this {ready to use} product {undiluted}. Heavily soiled areas will require repeated cleaning before treatment.

DO NOT APPLY TO THE MUSHROOM CROP, COMPOST OR CASING. Rinse treated surfaces with potable water before they contact the crop, compost or casing.

WORK AREAS AND BENCHES, POTS, FLATS AND FLOWER BUCKETS, CUTTING TOOLS: Pre-clean surfaces. {{{Spray} {or} {swab}} hard, non-porous working surfaces} {or} {Soak cutting edge of tool}} with {undiluted} {ready to use} product before each work period and again after each plant is completed {to help control transfer of diseases such as *Botrytis*, crown rot, downy mildew, *Erwinia* and root rot}. Allow surface to remain visibly wet for 10 minutes. To apply product with a sprayer, use as a coarse spray only and spray 6 - 8 inches from surface. Do not breathe spray. Wipe up excess liquid or allow to air dry. {Dry and oil tools at the end of each workday.} Change solution when visibly dirty. (†Not for use in CA.)

FLORIST USE DIRECTIONS: Remove all leaves, petals, garbage, and refuse. Pre-clean surfaces using pressurized water where possible. To clean, {and} disinfect {and deodorize} hard, non-porous surfaces, apply {ready to use} product {undiluted} to hard, non-porous surfaces, thoroughly wetting surfaces as required, with a cloth, brush, sponge, {{mechanical spray device,} {{{hand pump} {coarse}}} trigger spray device}. For sprayer applications, spray 6 - 8 inches from surface. Do not breathe spray}. Rub with brush, sponge, or cloth. For heavy-duty use, a preliminary cleaning is required. Treated surfaces must remain visibly wet for 10 minutes. Wipe up excess or allow to air dry. Change cloth, sponge or towels frequently to avoid re-deposition of soil. Change solution when visibly dirty.

SPECIAL INSTRUCTIONS FOR CLEANING AND DISINFECTING AREAS WHICH MAY BE INFESTED WITH HANTAVIRUS:

Infection with Hantavirus occurs by inhalation of infectious materials. CDC recommends that persons involved with cleanup wear coveralls {(disposable, if possible)}, rubber boots or disposable shoe covers, rubber or plastic gloves, protective goggles, and a half mask air purifying, negative pressure respirator with a high efficiency particulate air {(HEPA)} filter or a powered air-purifying respirator {(PAPR)} with HEPA filter. Disinfect personal protective gear upon removal at the end of the day. If coveralls are not disposable, they must be laundered on site. If no laundry facilities are available, the coveralls must be immersed in liquid disinfectant until they can be washed. All potential infective waste material {including respirator filter} from cleanup operations that cannot be burned or deep buried on site must be double bagged in appropriate plastic bags. The bagged material must then be labeled as infectious {if it is to be transported} and disposed of in accordance with local requirements for infectious wastes. Rodent droppings and visible dust can be reservoirs for Hantavirus. If you are cleaning out a building that has been closed up, such as a cabin, shed or garage:

1. Air out the building for at least 30 minutes by opening windows and doors.
2. Leave the building while it is airing out.
3. Do not vacuum, sweep or dust. This may spread the virus through the air.
4. Thoroughly wet the contaminated areas with the {ready to use} product {undiluted} and allow to remain visibly wet for 10 minutes.
5. Carefully remove contaminated material and dispose by burial or burning. Contact your local and state health department for additional disposal methods.

RESIDENTIAL/HOUSEHOLD USE

CLEAN/DISINFECT/DEODORIZE {KITCHEN/BATHROOM/HOUSEHOLD} HARD, NON-POROUS NON-FOOD CONTACT SURFACES: Pre-clean visibly soiled areas. Apply this {ready to use} product {undiluted} to hard, non-porous, non-food contact surfaces with a brush, cloth, sponge, {{mechanical spray device, }} {{hand pump} {coarse}} trigger spray device}. For spray applications, hold container 6 to 8 inches from surface. Do not breathe spray}. For disinfection, treated surfaces must remain visibly wet for 10 minutes. Wipe up excess liquid or allow to air dry. Change solution when visibly dirty.

SANITIZATION OF EXTERIOR HOUSEHOLD SURFACES DIRECTIONS

SANITIZE EXTERIOR HOUSEHOLD SURFACES: Pre-clean visibly soiled areas. Apply this {ready to use} product {undiluted} to sanitize hard, non-porous exterior surfaces such as vinyl, plastic, sealed concrete, painted or sealed woodwork, and sealed stucco. Surfaces to be treated include house siding, decks, patios, walkways, and driveways. Apply product with a brush, cloth, sponge, {auto scrubber,} {{mechanical spray device, }} {{hand pump} {coarse}} trigger spray device}, {or with a low-pressure {(less than 60 psi)} airless sprayer} so as to wet surfaces thoroughly. For sprayer applications, spray 6 inches to 8 inches from surface. Do not breathe spray}. If using a pressure washer with high-pressure spray to sanitize hard, non-porous surfaces, wear suitable respiratory protective equipment and protective eyewear to control exposure to spray. Treated surfaces must remain visibly wet for 3 minutes. One-half gal. of undiluted product will treat 200 - 300 sq. ft. of hard, non-porous surfaces.

ALTERNATE CONTAINER/DELIVERY SYSTEMS

{COARSE} TRIGGER SPRAYERS: Fill bottle from dispenser. {Apply to surfaces according to directions above.}

SPRAY USE INSTRUCTIONS:

How to Assemble Extendable Trigger

1. Remove {{cap} {sprayer}} from bottle.
2. Insert end of tube into bottle until new cap meets bottle.
3. Twist cap onto bottle until secure.

How to Spray

1. Adjust nozzle to ON (**Note to Reviewer:** *There will be an ON symbol here*) position as indicated on nozzle.
2. {{To prime sprayer, direct nozzle toward surface to be treated and squeeze trigger several times until liquid is seen through the length of the tube. **Note:** Keeping sprayer head below the level of liquid in bottle will make priming easier.} {When priming, hold sprayer level to the ground. If held at an angle, sprayer will not prime.}}

After Use

1. Turn nozzle to OFF (**Note to Reviewer:** *There will be an OFF symbol here*) position.

(Spray Cap container language)

Shake Well. Remove sticker. Open flip cap. Firmly insert red hose tip.

REFILLS

To Refill from Large Containers into Smaller Containers: This product may be used to fill and refill clean, properly labeled containers for use elsewhere within your facility. Make sure the small container has been cleaned, dried and properly labeled according to state and local regulations. Also make sure other items (funnels or hand pumps) are properly cleaned and dried. To refill, {{simply pour} {pump product}} from the larger container directly into the smaller one being careful not to spill any product. Keep both containers sealed when not in use.

EMERGING VIRAL PATHOGEN CLAIMS

(Note to Reviewer: None of the language in this section is to appear on any final printed label.)

This product qualifies for emerging viral pathogen claims per EPA's "Guidance to Registrants: Process for Making Claims Against Emerging Viral Pathogens Not on EPA-Registered Disinfectant Labels" when used according to the appropriate directions for use, as indicated below.

This product meets the criteria to make claims against certain emerging viral pathogens from the following viral categories:

- Enveloped viruses
- Large non-enveloped viruses

<i>For an emerging viral pathogen that is a(n)...</i>	<i>...follow the use directions for the following organisms on the label:</i>
Enveloped virus	Hepatitis A Virus Porcine Rotavirus
Large non-enveloped virus	Hepatitis A Virus

The following statements may be used only in off-label communications as described in EPA's Emerging Viral Pathogens guidance, and only under the conditions outlined in that guidance:

- *(Product name)* has demonstrated effectiveness against viruses similar to *(insert name of emerging virus)* on hard, nonporous surfaces. Therefore, *(product name)* can be used against *(insert name of emerging virus)* when used in accordance with the directions for use against *(insert name of supporting virus(es))* on hard, nonporous surfaces. Refer to the {{CDC} {OIE}} website at *(insert pathogen-specific website address)* for additional information.
- *(Insert name of illness/outbreak)* is caused by *(insert name of emerging virus)*. *(Product name)* kills similar viruses and therefore can be used against *(insert name of emerging virus)* when used in accordance with the directions for use against *(insert name of supporting virus(es))* on hard, nonporous surfaces. Refer to the {{CDC} {OIE}} website at *(insert pathogen-specific website address)* for additional information.

STORAGE AND DISPOSAL

Do not contaminate water, food, or feed by storage and disposal.

{PESTICIDE} STORAGE: Store only in original container. Keep this product under locked storage sufficient to make it inaccessible to children or persons unfamiliar with its proper use.

PESTICIDE DISPOSAL: To avoid waste, use all material in this container by application according to label directions. If wastes cannot be avoided, offer remaining product to a waste disposal facility or pesticide disposal program (often such programs are run by state or local governments or by industry).

CONTAINER HANDLING:

(Note to Reviewer: One or more of the following paragraphs for Container Handling will be selected, depending on packaging use/type.)

{For residential/household use ONLY}

Non-refillable container. Do not reuse or refill this container. Offer for recycling if available or place in trash.

{For products with industrial, institutional, commercial use – May choose appropriate non-refillable/refillable statement.}

{For non-refillable containers equal to or less than 5 gal.}

Non-Refillable Container. Do not reuse or refill this container. Triple rinse container {{or equivalent}} promptly after emptying. Triple rinse as follows: Fill the container ¼ full with water and recap. Shake for 10 seconds. Drain for 10 seconds after the flow begins to drip. Follow Pesticide Disposal instructions for rinsate disposal. Repeat this procedure two more times. Then offer for recycling if available or puncture and dispose of in a sanitary landfill, or by incineration.

{For non-refillable containers greater than 5 gal.}

Non-Refillable Container. Do not reuse or refill this container. Triple rinse container {{or equivalent}} promptly after emptying. Triple rinse as follows: Fill the container ¼ full with water. Replace and tighten closures. Tip container on its side and roll it back and forth, ensuring at least one complete revolution, for 30 seconds. Stand the container on its end and tip back and forth several times. Turn the container over onto its other end and tip back and forth several times. Follow Pesticide Disposal instructions for rinsate disposal. Repeat this procedure two more times. Then offer for recycling if available or puncture and dispose of in a sanitary landfill, or by incineration.

{Refillable containers}

Refillable Container. Refill this container with this product only. Do not reuse this container for any other purpose. Cleaning the container before final disposal is the responsibility of the person disposing of the container. Cleaning before refilling is the responsibility of the refiller. To clean the container before final disposal empty the remaining contents from this container into application equipment or a mix tank. Fill container about 10 percent full with water. Agitate vigorously or recirculate water with the pump for 2 minutes. Pour or pump rinsate into application equipment or rinsate collection system. Repeat this rinsing procedure two more times.



PRECAUTIONARY STATEMENTS HAZARDS TO HUMANS AND DOMESTIC ANIMALS

CAUTION. Causes moderate eye irritation. Harmful if absorbed through the skin. Avoid contact with eyes, skin or clothing. Wash thoroughly with soap and water after handling and before eating, drinking, chewing gum, using tobacco or using the toilet. Remove contaminated clothing and wash clothing before reuse.

ENVIRONMENTAL HAZARDS

(If container is equal to or greater than 5 gal., the following statement must appear on the label.)

This product is toxic to fish and freshwater aquatic invertebrates. Do not discharge effluent containing this product into lakes, streams, ponds, estuaries, oceans or other waters unless in accordance with the requirements of a National Pollutant Discharge Elimination System (NPDES) permit and the permitting authority has been notified in writing prior to discharge. Do not discharge effluent containing this product into sewer systems without previously notifying the local sewage treatment plant authority. For guidance contact your State Water Board or Regional Office of the EPA.

(If container is less than 5 gal., use the following as an alternate to the above statement.)

This product is toxic to fish and freshwater aquatic invertebrates.



{SPANISH ADVISORY STATEMENTS}

(Note to Reviewer: This statement is optional except when used on labels with agricultural uses.)

{SI USTED NO ENTIENDE LA ETIQUETA, BUSQUE A ALGUIEN PARA QUE SE LA EXPLIQUE A USTED EN DETALLE.

IF YOU DO NOT UNDERSTAND THE LABEL, FIND SOMEONE TO EXPLAIN IT TO YOU IN DETAIL.}

GRAPHICS AND ICONS

(Note to Reviewer: These are representative icons for use sites/application methods that may appear on the label with the appropriate directions for use, PPE or package type.)

- | | | | |
|---------------------------------|------------------------------------|---|------------------------------------|
| {Picture of Bathroom} | {Picture of Toilet} | {Picture of Urinal} | {Picture of Sink} |
| {Picture of Electronic Screens} | {Picture of Laboratory Equipment} | {Picture of Toilet Brush} | {Picture of Hand and Spray Bottle} |
| {Disinfectant Logo} | {Picture of Gloved Hand and Towel} | {Baby Drowning in Bucket Warning Graphic} | {Recycling Logo} |
| {Made in USA Logo/Flag} | | | |


Fragrance graphics:

(Note to Reviewer: These are representative icons/descriptions that may appear on the label with the appropriate formula fragrance.)

Floral Scent



Lemon/Lime/Orange/Citrus Scent



Pine Scent



Tropical/Fresh Scent



Mint/Wintergreen Scent



Lemon/Cherry/Apple Scent



Lavender




Clean




Coast



Ocean



Rain



Other graphics:



cleans + sanitizes
electronic devices



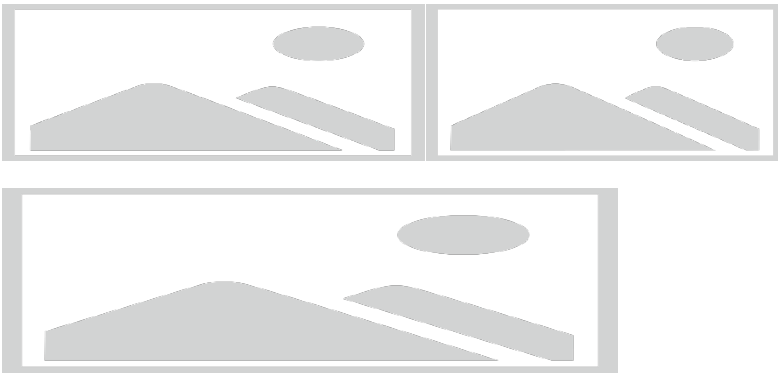
**Non-Acid Formula that
Cleans, Disinfects
& Deodorizes**



**Will Not Damage Chrome,
Brass or Other Polished
Metal Surfaces**



**Use on a Variety of
Hard Surfaces**





WARRANTY STATEMENT

(Note to Reviewer: These statements are optional.)

{Conditions of Sale and Warranty} {Insert Company Name} warrants that this product conforms to the chemical description and on the label is reasonably fit for the purposes stated in accordance with the use directions under normal conditions. To the extent consistent with applicable law, {Insert Company Name} neither makes, nor authorizes any agent or representative to make, any other warranties, express or implied, including fitness or merchantability. The directions for use of this product are believed to be reliable and must be followed carefully. However, it is impossible to eliminate all risks inherently associated with the use of this product. Plant injury, ineffectiveness or other unintended consequences may result because of such factors as timing and method of application, weather and plant conditions, presence of other materials, or other influencing factors, all of which are beyond the control of {Insert Company Name} and Seller. To the extent consistent with applicable law, buyer and user acknowledge and assume all risks and liability resulting from the handling, storage and use of this material not in strict accordance with directions given herewith. To the extent consistent with applicable law, {Insert Company Name} or the Seller shall not be liable for consequential, special, indirect or incidental damages or losses resulting from the handling or use of this product. The foregoing is a condition of sale by {Insert Company Name} and is accepted as such by the Buyer.

OR

{CONDITIONS OF SALE AND WARRANTY} Follow the Directions for Use. {Insert Company Name} warrants that this product conforms to the chemical description on the label and is reasonably fit for the purposes referred to in the Directions for Use, subject to the inherent risks, referred to above. TO THE EXTENT CONSISTENT WITH APPLICABLE LAW: (A) {Insert Company Name} MAKES NO OTHER WARRANTIES EXPRESS OR IMPLIED, INCLUDING WARRANTIES OF FITNESS FOR PARTICULAR PURPOSE OR MERCHANTABILITY, (B) BUYER'S EXCLUSIVE REMEDY AND {Insert Company Name} AND SELLER'S EXCLUSIVE LIABILITY, WHETHER IN CONTRACT, TORT, NEGLIGENCE, STRICT LIABILITY, OR OTHERWISE SHALL BE LIMITED TO REPAYMENT OF THE PURCHASE PRICE OF THE PRODUCT, AND (C) {Insert Company Name} AND THE SELLER DISCLAIM ANY LIABILITY FOR CONSEQUENTIAL, INCIDENTAL, SPECIAL OR INDIRECT DAMAGES RESULTING FROM THE USE OR HANDLING OF THIS PRODUCT. {Insert Company Name} and the seller offer this product, and the Buyer accepts it, subject to these Conditions of Sale and Warranty which may be varied only by agreement in writing signed by a duly authorized representative of {Insert Company Name}.

OR

Read Product Material Safety Data Sheet prior to use, PRODUCT WARRANTY, DISCLAIMER AND LIMITATION OF LIABILITY ARE FOUND on the Product Material Safety Data Sheet. Unless inconsistent with applicable law, use of Product signifies agreement with these provisions.

Lea la Hoja de Seguridad del Producto antes de usarlo. LA GARANTIA DEL PRODUCTO, DECLINACION Y LIMITACION DE RESPONSABILIDAD SE ENCUENTRAN en la Hoja de Seguridad del Producto. A menos de que sea inconsistente con la ley, el uso del producto significa acuerdo con estas disposiciones.