

10324-84

03/02/2010

1/24

UNITED STATES ENVIRONMENTAL PROTECTION AGENCY

MAR -2 2010

Ms. Elizabeth Tannehill
Mason Chemical Co.
721 W. Algonquin Road
Arlington Heights, IL 60005

SUBJECT: **Maquat 2.5M**
EPA Registration No.: 10324-84
Amendment Date: June 10, 2009
EPA Receipt Date: June 15, 2009

Dear Ms. Tannehill,

The following amendment submitted in connection with registration under FIFRA, as amended, is acceptable with the following comments.

Proposed Amendment

- Adding New Use Directions
- New Marketing statements
- Directions for Use

Revise the label as follows:

1) Revise the Environmental Hazards section on page 1 to be in agreement with the DDAC and ADBAC REDs by adding the following statement, "*This pesticide is toxic to fish and aquatic invertebrates.*"

2.) Revise the 14th bullet in the left column on page 3 by adding the following statement after tattoo parlors, "*(Not for use on needles and other skin piercing instruments).*"
Delete the last bullet in the right column on page 3.

4.) Revise the 8th bullet in right column on page 3 by indicating "*hard nonporous surfaces of cervical collars and neck braces.*"

CONCURRENCES							
SYMBOL							
SURNAME							
DATE							

5.) Revise the 9th, 10th, 11th, and 1th claims in the right column on page 5 by deleting the phrase, "even when diluted" because the directions require the product to be diluted. This product should not be used as a concentrate on hard nonporous surfaces.

6.) AOAC has updated the species nomenclature for *Salmonella choleraesuis* to *Salmonella enterica* on page 7. Revise your label accordingly.

7.) Revise the second to last statement under "Sanitizing Hatchery Rooms" on page 13 to read "Vacate the area of all personal for a minimum of 2 hours *after fogging and a minimum of 4 air exchanges (ACH) per hour in the facility.*"

8.) Revise the "Meat Packing Plants" directions on page 13 by adding the statement deleting the statement, "For application saturate all surfaces with solution and scrub to loosen all soils and replacing it with "Preclean all surfaces prior to use to remove gross soils."

9.) Revise the "Storage and Disposal" statements on page 19 to be in compliance with PR Notice 2007-4 by doing the following:

a) Delete the first two sets of "Storage and Disposal" Statements.

b) Revise the "Pesticide Disposal/Container Handling" statements for Household/Residential Uses" by deleting the phrase, triple rinse or equivalent. Residential containers are exempt from rinsate instructions. Also, revise the subheading to state "Container Disposal".

c) Revise the phrase, "For use on ... with no household/residential uses" to read "For use on *Institutional/Commercial/Industrial Public Health Uses.*"

d) Revise the "Container Handling" statements for Institutional/Commercial/Industrial containers by revising the heading to read "*Container Disposal*" and deleting the statements, "Triple rinse (or equivalent). After emptying and cleaning, it may be allowable to temporarily hold rinsate or other pesticide-related materials in the container. Contact your state regulatory agency to determine allowable practices in your state. If rinsate cannot be used, follow pesticide disposal instructions. If not triple rinsed, these containers are acute hazardous wastes and must be disposed."

e) Revise the Residue Removal statements for refillable and non refillable containers to state the following:

RESIDUE REMOVAL INSTRUCTIONS: *(For containers less than 5 gallons)*
Triple rinse container (or equivalent) promptly after emptying. Triple rinse as follows: Fill container 1/4 full with water and recap. Shake 10 seconds. Follow Pesticide Disposal instructions for rinsate disposal. Drain for 10 seconds after the flow begins to drip. Repeat procedure two more times.

RESIDUE REMOVAL INSTRUCTIONS: *(For containers greater than 5 gallons)*
Triple rinse container (or equivalent) promptly after emptying. Triple rinse as follows: Fill container 1/4 full with water. Tip container on its side and roll it back and forth, ensuring at least one complete revolution for 30 seconds. Stand the container on its end and tip it back and forth several times. Turn the container over its other end and tip it back and forth several times. Follow Pesticide Disposal instructions for rinsate disposal. Repeat procedure two more times.


- 10.) Delete the "Disinfectant/Deseinfectante" graphic on page 20.
- 11) Revise the secondary container label on page 22 by deleting the "CAUTION" signal word and stating "**DANGER.**"

General Comments

A stamped copy of the accepted labeling with conditions is enclosed. Submit 1 copy of your final printed label before distributing or selling the product bearing the revised labeling.

Submit and/or cite all data required for registration/reregistration of your product under FIFRA section 3 (c) (5) and section 4 (a) when the Agency requires all registrants of similar products to submit such data.

Should you have any questions or comments concerning this letter, please contact Drusilla Copeland at (703) 308-6224 or Velma Noble at (703) 308-6233.

Sincerely,


Velma Noble
Product Manager (31)
Regulatory Management Branch I
Antimicrobials Division (7510P)

Enclosure: stamped label, revised rebuttal review approved dated 2/24/2010



MASON CHEMICAL COMPANY

"The Quaternary Specialists"

721 W. Algonquin Road | Arlington Heights, IL 60005 | 847-290-1621 or 800-362-1855

E.P.A. Reg. No. 10324-84

E.P.A. Est. No. 10324-IL-1

MAQUAT® 2.5-M

Net Contents:

Batch No:

PRECAUTIONARY STATEMENTS HAZARDS TO HUMANS AND DOMESTIC ANIMALS

DANGER. Keep Out of Reach of Children. Corrosive. Causes irreversible eye damage and skin burns. May be fatal if absorbed through the skin. Harmful if swallowed. Harmful if inhaled. Avoid breathing spray mist. Do not get in eyes, on skin or on clothing. Wear goggles or face shield and rubber gloves and protective clothing when handling. Wash thoroughly with soap and water after handling and before eating, drinking, chewing gum, using tobacco or using the toilet. Remove contaminated clothing and wash clothing before reuse.

(If container is 5 gallons or larger the following statement must appear on the label)

ENVIRONMENTAL HAZARD

This pesticide is toxic to fish. Do not discharge effluent containing this product into lakes, streams, ponds, estuaries, oceans or other waters unless in accordance with the requirements of a National Pollutant Discharge Elimination System (NPDES) permit and the permitting authority has been notified in writing prior to discharge. Do not discharge effluent containing this product into sewer systems without previously notifying the local sewage treatment plant authority. For guidance contact your State Water Board or Regional Office of the EPA.

PHYSICAL OR CHEMICAL HAZARDS

Do not mix with oxidizers, anionic soaps and detergents

First Aid

Have the product container or label with you when calling a poison control center or doctor, or going for treatment

IF ON SKIN OR CLOTHING: Take off contaminated clothing. Rinse skin immediately with plenty of water for 15-20 minutes. Call a poison control center or doctor for treatment advice.

IF IN EYES: Hold eye open and rinse slowly and gently with water for 15-20 minutes. Remove contact lenses, if present, after the first 5 minutes, then continue rinsing eye. Call a poison control center or doctor for treatment advice

IF SWALLOWED: Call a poison control center or doctor immediately for treatment advice. Have person sip a glass of water if able to swallow. Do not induce vomiting unless told to do so by a poison control center or doctor. Do not give anything by mouth to an unconscious person.

IF INHALED: Move person to fresh air. If person is not breathing, call 911 or an ambulance, then give artificial respiration, preferably mouth-to-mouth, if possible. Call a poison control center or doctor for further treatment advice.

NOTE TO PHYSICIAN: Probable mucosal damage may contraindicate the use of gastric lavage.

For Hospital, Institutional, Industrial Use Removes Hard Water Deposits and Lime Soap Buildups

One-Step Acid Disinfectant, Cleaner, Mildewstat, and Deodorizer with Organic Soil Tolerance at 3 oz. per gallon. (Non-Food Contact) Sanitizer, Virucidal*. Plus Disinfectant with Hard Water (400 ppm Calculated as CaCO₃) Tolerance at 4 ounces per gallon.

For Hospitals, Institutional, Industrial Use, Nursing Homes, Whirlpools, Homes, Hotels & Motels, Waterbed Conditioner, School, Dairy, Equine, Poultry/Turkey Farm, Veterinary, Restaurant, Food Handling and Process Areas, Federally Inspected Meat and Poultry Plants, Bar and Institutional Kitchens.

Athletic Surface Disinfectant.

(Product of USA) (Made in the USA)

Virucidal* against HIV-1 (AIDS Virus) and Herpes Simplex Types 1&2

ACCEPTED
with COMMENTS
HHS Center Dated:

ACTIVE INGREDIENTS:

Octyl Decyl Dimethyl Ammonium Chloride	MAR 2 - 2010	0.750%
Didecyl Dimethyl Ammonium Chloride	Under the Federal Insecticide, Fungicide, and Rodenticide Act as amended, for the pesticide, registered under EPA Reg. No.	0.375%
Diethyl Dimethyl Ammonium Chloride		0.375%
Alkyl (C ₁₄ , 50%; C ₁₂ , 40%; C ₁₆ , 10%) dimethyl benzyl ammonium chloride		1.000%
INERT INGREDIENTS:	10324-84	97.500%
TOTAL		100.000%

KEEP OUT OF REACH OF CHILDREN

DANGER PELIGRO

See left (back) (side) (right) panel (of label) (below) for additional precautionary statements and first aid statements.

(Note to Reviewer: This information has been verified per DOT regulations. It is NOT required to be on the label but is being requested by a customer.)

Transportation Information

DOT Hazard Class: Not applicable

DOT Proper Shipping Name: Not applicable

PELIGRO: SI NO PUEDE LEER EN INGLES, PREGUNTE A SU SUPERVISOR SOBRE LAS INSTRUCCIONES DE USO APROPIADAS ANTES DE TRABAJAR CON ESTE PRODUCTO.

hel

(Note to reviewer: The Table of Contents will not be on any label. This is for our customer's reference only. The page numbers will change as the label changes.)

Table of Contents

Description	Page No.
Organism Guide	2
Marketing Claims	3
Use Directions	
General	7
Hospital/Healthcare	
Disinfection	9
Non-Food Contact Sanitization	10
Food Processing	
Disinfection	10
Non-Food Contact Sanitization	11
Animal Premises	
Disinfection	12
Non-Food Contact Sanitization	15
Barber/Salon	
Disinfection	15
Non-Food Contact Sanitization	16
Restroom/Bathroom	
Disinfection	16
Fungicidal/Deodorization/Mold & Mildew	17
Other	
Disinfection	19
Non-Food Contact Sanitization	20

ORGANISM LIST

(Note: For reference use only. This is a list of all organisms covered by this label. Please see appropriate Directions for Use for proper use dilution.)

DISINFECTION IN INSTITUTIONS (Hospitals, Dental Offices, Nursing Homes, and Other Health Care Institutions): This product is bactericidal according to the AOAC Use Dilution Test method on hard inanimate surfaces modified in the presence of 5% organic serum against:

- Corynebacterium ammoniagenes*
- Enterobacter aerogenes*
- Escherichia coli*
- Klebsiella pneumoniae*
- Proteus mirabilis*
- Pseudomonas aeruginosa*
- Salmonella enterica*
- Salmonella typhi*
- Serratia marcescens*
- Shigella dysenteriae*
- Staphylococcus aureus*
- Streptococcus pyogenes*

GENERAL DISINFECTION IN NON-MEDICAL FACILITIES (Households, Schools, Restaurants, Food Services, Dairies, Farm, Beverage and Food Processing Plants and Other Non-Medical Facilities): This product is bactericidal according to the AOAC Use Dilution Test method on hard inanimate surfaces modified in the presence of 5% organic serum against:

- Corynebacterium ammoniagenes*
- Enterobacter aerogenes*
- Escherichia coli*
- Klebsiella pneumoniae*

- Proteus mirabilis*
- Pseudomonas aeruginosa*
- Salmonella enterica*
- Salmonella typhi*
- Serratia marcescens*
- Shigella dysenteriae*
- Staphylococcus aureus*
- Streptococcus pyogenes*

***VIRUCIDAL PERFORMANCE:** This product was evaluated and found to be effective in the presence of 5% blood serum against the following viruses on hard non-porous surfaces:

- Herpes Simplex Type1 virus (ATCC VR-733)
- Herpes Simplex Type2 virus (ATCC VR-734)
- HIV-1 (AIDS virus)

FUNGISTATIC PERFORMANCE: This product was evaluated in the presence of 5% serum and found to be effective against the following on hard, non-porous environmental surfaces:

- Aspergillus niger* (ATCC 6275)

NON-FOOD CONTACT SANITIZING PERFORMANCE: This product is an effective one-step sanitizer on hard, non-porous environmental surfaces against:

- Klebsiella pneumoniae* (ATCC 4352)
- Staphylococcus aureus* (ATCC 6538)

MARKETING CLAIMS

Use Maquat 2.5-M (This product) (Product name) in homes (households), hospitals, medical and dental offices, nursing homes, day care centers, nurseries, restaurants, bars, cafeterias, (institutional) kitchens, food processing plants, food storage areas, convenience stores, institutional facilities, public restrooms, institutions, schools, colleges, athletic facilities, locker rooms, dressing rooms, shower and bath areas, exercise facilities, kitchens, bathrooms and other household areas, campgrounds, playgrounds, public facilities, transportation terminals, hotels and motels, factories, business and office buildings, boats, shops, campers, trailers, mobile homes, cars, buses, trains, taxis and airplanes.

Maquat 2.5-M for use in:

- Hospitals, nursing homes, medical and dental offices and clinics, healthcare facilities, physician offices, operating rooms/theaters, quarantine areas, radiology rooms, isolation wards, hospices, and medical research facilities.
- Patient care rooms & facilities, recovery rooms, Emergency Rooms, X-ray cat labs, exam rooms, newborn nurseries, neonatal units, orthopedics, whirlpool surfaces, respiratory therapy, surgi-centers, out-patient surgical centers, labs, blood collection rooms, central supply, housekeeping & janitorial rooms, ophthalmic/optometric facilities.
- EMS & fire facilities, emergency vehicles, ambulance(s), ambulance equipment/surfaces, police cars, fire trucks.
- Day care centers and nurseries, sick rooms, elder care centers, baby cribs, kindergartens, and preschools.
- Acute care institutions, alternate care institutions, home healthcare institutions.
- Life care retirement communities.

5/24

- Restaurants, restaurants and bars, bars, kitchens, taverns, cafeterias, institutional kitchens, fast food operations and food storage areas.
- Supermarkets, convenience stores, retail and wholesale establishments, department stores, shopping malls, gift shops, video stores, bookstores, dressing rooms and laundries, photocopy centers, bicycle shops, auto repair centers.
- Computer manufacturing sites, toy factories.
- Food establishments, coffee shops, donut shops, bagel stores, pizza stores, liquor stores.
- Crime scenes and funeral homes, morgues, mortuaries, burial vaults, mausoleums, autopsy rooms, cadaver processing areas.
- Police stations, courthouses, correctional facilities, jails, prisons, municipal government buildings, penitentiaries, correctional institutions, bus stations, train stations.
- Institutional facilities, laboratories, factories, business and office buildings, restrooms, hotels and motels, and transportation terminals, maintenance vehicles.
- Public restrooms, public facilities, waysides, travel rest areas, shower rooms, shower stalls, bathrooms, shower and bath areas.
- Hotel, motels, dormitories.
- Kitchens, bathrooms and other household areas.
- Homes (households), condos, apartments, vacation cottages, summer homes.
- Institutions, schools and colleges, commercial and industrial institutions, churches, classrooms, community colleges, universities, athletic facilities and locker rooms, exercise rooms, exercise facilities, gyms, gymnasiums, fieldhouses.
- Cosmetic manufacturing facilities, medical device manufacturing facilities, biotechnology firms, pharmaceutical manufacturing facilities.
- Health clubs, spas, tanning salons, tanning spas/beds, footbath surfaces, massage/facial salons, hair/nail/pedicure salons, barber/beauty shops, salons, tattoo parlors.
- Museums, art galleries, post offices, performance/theater centers, banks, libraries, movie houses, bowling alleys.
- Recycling centers.
- Humidifier water tanks. *(Not for use in CA)*
- Campgrounds, playgrounds, recreational facilities, picnic facilities, sports arenas, sports complexes.
- Food processing plants, USDA inspected food-processing facilities, dairy farms, hog farms, equine farms, poultry and turkey farms and egg processing plants, meat/poultry processing plants, meat/poultry producing establishments, mushroom farms, rendering plants, canneries, caterers, bakeries, meat packing plants, hide and leather processing plants.
- Processing facilities for Fish, Milk, Citrus, Wine, Fruit, Vegetable, Ice Cream, and Potatoes and beverage plants.
- Veterinary clinics, animal life science laboratories, animal laboratories, animal research centers, animal quarantine areas, animal holding areas, animal breeding facilities, kennels, dog/cat animal kennels, breeding and grooming establishments,

pet animal quarters, zoos, equine farms, pet shops, tack shops operating rooms, washing areas, waiting rooms, examination rooms and other animal care facilities.

- Farmhouses, barns, sheds, tool sheds, barns, cattle barns, swine barns, sheep barns, horse barns, brooder houses, seed houses.
- Household and automotive garages, boats, ships, barges, watercraft, campers, RV's, trailers, mobile homes, cars, automobiles, trucks, delivery trucks, boxcars, tankers, tank trucks, buses, trains, taxis, helicopters and airplanes.
- Cruise lines, cruise ships, airline terminals, airports, shipping terminals, public transportation, transportation terminals.
- Basements, cellars, bedrooms, attics, living rooms and porches.

Use Maquat 2.5-M (This product) (Product name) (Where to Use:) on washable hard non-porous surfaces: floors, walls, cabinets, counters (countertops), stoves (stovetops), sinks, exterior surfaces of appliances, microwave ovens and refrigerators, highchairs, tables, picnic tables, outdoor furniture, chairs, desks, telephones, door knobs, garbage cans, bathtubs, shower stalls, shower walls, glass shower doors, tub and glazed tiles, urinals, toilets, toilet bowls, toilet bowl surfaces, chrome fixtures, toilet bathroom fixtures, and hard non-porous surfaces made of metal, stainless steel, chrome, glazed porcelain, glazed ceramic, sealed stone, fiberglass and plastic (such as polystyrene, polypropylene), enameled surfaces, finished woodwork, vinyl and plastic upholstery. (Test a small area first.) (Do not use on PVD finished surfaces.)

Maquat[®] 2.5-M (This product) (when used as directed) (can be used) (is formulated to disinfect) on (washable) hard, non-porous (inanimate) environmental) surfaces such as:

- Food preparation and storage areas.
- Kitchen equipment such as trash compactors.
- Counters (countertops), sinks (bathroom, kitchen), tub surfaces, and non-food contact surfaces of Slurppy[®] machines and exterior surfaces of refrigerators, and ice machines and microwaves (microwave ovens), coolers (refrigerator exteriors), freezers, stoves (stovetops), countertop laminates, appliances, non-food contact equipment, shelves, racks and carts.
- Hospital beds, traction devices, MRI, CAT, examining tables, scales, paddles, wheelchairs, baby cribs, bed railings, bedpans, cervical collars, CPR training mannequins, curing lights, light lens covers, operating room lights, operating tables, dental chairs/ countertops, gurneys, incubators, warmers, neck braces, optical instruments/implements, oxygen hoods, spine backboards, stretchers, slit lamps, unit stools, X-ray tables, washing areas, carts, anesthesia.
- Ultrasonic baths, whirlpools, whirlpool bathtubs.
- Highchairs, baby cribs, diaper changing stations, infant bassinets/cribs/warmers/incubators/care equipment, folding tables, hampers, laundry pails.
- Shower stalls, shower doors and curtains, bathtubs and glazed tiles, chrome plated intakes, toilets, toilet seats, toilet bowls, toilet bowl surfaces, urinals, empty diaper pails, portable and chemical toilets and latrine buckets, vanity tops, glazed porcelain, glazed tile and restroom fixtures, bathroom fixtures.
- Non-food contact glass, laminated surfaces, metal, stainless steel, glazed porcelain, glazed ceramic, sealed granite, sealed marble, plastic (such as polycarbonate, polyvinylchloride, polystyrene or polypropylene), sealed limestone, sealed slate, sealed stone, sealed terra cotta, sealed terrazzo chrome and vinyl, Plexiglass[®], vanity tops.

1/24

- Tables, chairs, desks, folding tables, workstations, bed frames, lifts, washable walls, cabinets, doorknobs and garbage cans/pails, trash barrels, trash cans, trash containers, cuspidors and spittoons.
- Enameled surfaces, painted (finished) woodwork, Formica®, vinyl and plastic upholstery, washable wallpaper.
- Sealed foundations, steps, plumbing fixtures, finished baseboards and windowsills.
- Exhaust fans, refrigerated storage and display equipment, coils and drain pans of air conditioning and refrigeration equipment and heat pumps.
- Large, inflatable, non-porous plastic and rubber structures such as animals, promotional items, moonwalks, slides, obstacle course play and exercise equipment.
- Hard, non-porous surfaces of picnic tables and outdoor furniture or Non-wooden Picnic tables and outdoor furniture except cushions and wood frames. (Note: Only one statement will be used on label.)
- Tanning equipment. (Not for use on needles or other skin piercing instruments)
- Playground equipment.
- Automobile interiors.
- Maintenance equipment.
- Telephones and telephone booths.
- Drinking fountains and breakrooms.
- External Lenses Vision correction including eyeglasses (not for use on contact lenses), protective eyewear, goggles, light lens covers, optical instruments/implements.
- Hair clippers, cutting implements, plastic rollers, washable nail files.
- Hard hats, headphones.
- Kennel runs, cages, kennel/cages floors, conductive flooring, examination tables, veterinary x-ray tables.
- Hatchers, setters, trays, racks, egg flats, walls, floors, ceilings, chick boxes, egg cases, vans and trash containers, seed houses.
- Wrestling and gymnastic mats, athletic training tables, physical therapy tables, exercise equipment.
- Windows and mirrors.
- Crypton barrier fabric.

Effective as a disinfectant against *Pseudomonas aeruginosa* (*Pseudomonas*), *Staphylococcus aureus* (*Staph*) and *Streptococcus pyogenes* (*Strep*).

Removes Hard Water Deposits and Lime Soap Buildups.

(Heavy Duty) (Bathroom) Cleaner, Mildewstat, and Deodorizer.

Quickly removes soap scum from shower tile, fiberglass, chrome and glass, toilet bowls, sinks, tubs & spas.

Clean/Pine/Mint/Fresh (Scent) (Odor) (Fragrance).

Cleans (Cleaner).

Disinfects (Disinfectant).

Deodorizes (Deodorizer).

(Quickly) Removes Soap scum.

Cuts (through) (tough) grease and grime.

Contains no phosphates.

Concentrate (Concentrated) (Note to reviewer: These words are to be used only by those products that are not sold as full strength).

Maquat 2.5-M (This product) (Product name)

- is a one-step disinfectant cleaner that is effective against a broad spectrum of bacteria.
- is virucidal* (including HIV-1).
- inhibits (the growth of) mold and mildew and their odors when used as directed.
- effectively controls mold and mildew.
- is an effective one-step sanitizer-cleaner for use on non-food contact surfaces.
- will deodorize surfaces in toilet areas, behind and under sinks and counters, garbage can and garbage storage areas, and other places where bacterial growth can cause malodors.
- will remove hard water deposits and limestone buildups when used as directed.
- is a mild acid pH disinfectant cleaner.
- disinfects, cleans, and deodorizes in one labor-saving step.
- is a concentrate that can be used with a mop and bucket, trigger sprayers, sponge, or by soaking.
- provides effective cleaning strength in removing difficult to clean soap scum, and hard water deposits.
- improves labor results by effectively controlling odors.
- cleans, shines, deodorizes and disinfects non-porous household surfaces.
- kills (household) germs (in ten minutes).

Maquat 2.5-M (This product) (Product name) is formulated to dissolve soap scum, corrosion and hard water deposits without scouring.

Maquat 2.5-M (This product) (Product name) has been used to clean hard, non-porous inanimate surfaces for over 10 years. Proven effective on tough bathroom problems.

Maquat 2.5-M (This product) (Product name) penetrates and dissolves soap scum, ground-in dirt and grime, mineral deposits, and hard water stains, and kills household germs. Cleans and shines without abrasive scouring action. Deodorizes too! Leaving your bathroom smelling (minty) fresh.

Use Maquat 2.5-M (This product) (Product name) for non-scratch cleaning of showers and tubs, shower doors and vinyl or plastic shower curtains, fixtures, and toilet bowls.

Note: Some older tubs or sinks may be etched or discolored by Maquat 2.5-M (This product) (Product name). Test on a small hidden area first. Do not use on decorative brass fixtures, polished aluminum, natural or synthetic marble. Do not place container on Formica.

Maquat 2.5-M (This product) (Product name) is a (Hospital) disinfectant, bactericidal at 1:43 dilution (3 oz. per gallon of water) according to the AOAC Use Dilution Test method, modified in the presence of 250 ppm hard water plus 5% organic serum against:

Or

Maquat 2.5-M (This product) (Product name) is a (Hospital) disinfectant, bactericidal at full strength according to the AOAC Use-Dilution Test method, modified in the presence of 5% organic serum against:

Corynebacterium ammoniagenes
Enterobacter aerogenes
Escherichia coli (E.coli)
Klebsiella pneumoniae
Proteus mirabilis
Pseudomonas aeruginosa (Pseudomonas)
Salmonella enterica (Salmonella)
Salmonella typhi
Serratia marcescens
Shigella dysenteriae
Staphylococcus aureus (Staph)
Streptococcus pyogenes (Strep)

Maquat 2.5-M (This product) (Product name) is virucidal* at 1:43 dilution (3 oz. per gallon of water) according to the virucidal qualification, modified in the presence of 400 ppm hard water plus 5% organic serum against:

Or

Maquat 2.5-M (This product) (Product name) is virucidal* at full strength according to the virucidal qualification against:

Herpes Simplex Type1 virus (ATCC VR-733)
Herpes Simplex Type2 virus (ATCC VR-734)
HIV-1 (AIDS virus)

This product is designed to provide effective cleaning, deodorizing and disinfection in areas where housekeeping is of prime importance in controlling the hazard of cross-contamination on treated surfaces.

This product can be used with a mop and bucket, trigger sprayers, sponge or by soaking.

Use this product on the multi-touch surfaces responsible for cross-contamination.

This product is for use as a disinfectant on hard, non-porous surfaces (at 550 ppm active). A potable water rinse is required after application on food contact surfaces.

Kills (99.9% of) (any disinfection organism listed above) (on hard, non-porous surfaces) (even when diluted).

Kills (99.9% of) (common) (household) (institutional) (kitchen) germs (on (the) floor(s)) (even when diluted).

Kills (99.9% of) (household) (institutional) (kitchen) bacteria -and/or- germs ((that get tracked into your -or- home) (by shoes -and/or- pets -and/or- kids) (from outside) (every day) (even when diluted).

Kills (99.9% of) (kitchen) (bathroom) (household) (institutional) bacteria (on (the) floor(s)) (even when diluted) (ordinary dish soap can't).

Kills -and/or- (helps(s)) eliminate(s) -and/or- disinfects -and/or- destroy(s) -and/or- remove(s) -and/or- (help(s)) get(s) rid of -and/or- reduces -and/or- fights -and/or- effective against (99.9% of) (the) (common) (list use site/surface) (bacteria -and/or- viruses) -or- germs.

Kills -and/or- (helps(s)) eliminate(s) -and/or- disinfects -and/or- destroy(s) -and/or- remove(s) -and/or- (help(s)) get(s) rid of -and/or- reduces -and/or- fights -and/or- effective against (99.9% of) (the) ((bacteria -and/or- viruses) (and other germs)) -or- germs ((commonly) found in -or- on (the) (list use site/surface)).

Kills -and/or- (helps(s)) eliminate(s) -and/or- disinfects -and/or- destroy(s) -and/or- remove(s) -and/or- (help(s)) get(s) rid of -and/or- reduces -and/or- fights -and/or- effective against (99.9% of) (the) ((bacteria -and/or- viruses) (and other germs)) -or- germs ((commonly) found on (the) (list use site/surface) surfaces your kids -and/or- pets (may) touch every day.

Kills -and/or- (helps(s)) eliminate(s) -and/or- disinfects -and/or- destroy(s) -and/or- remove(s) -and/or- (help(s)) get(s) rid of -and/or- reduces -and/or- fights -and/or- effective against (99.9% of) (common) (household) ((bacteria -and/or- viruses) (and other germs)) -or- germs (on) (from) (your) (children's) toys.

Kills -and/or- (helps(s)) eliminate(s) -and/or- disinfects -and/or- destroy(s) -and/or- remove(s) -and/or- (help(s)) get(s) rid of -and/or- reduces -and/or- fights -and/or- effective against (99.9% of) (list disinfectant organism) ((commonly) found -in/or- on (the) (list use site/surface)).

Kills -and/or- (helps(s)) eliminate(s) -and/or- disinfects -and/or- destroy(s) -and/or- remove(s) -and/or- (help(s)) get(s) rid of -and/or- reduces -and/or- fights -and/or- effective against (99.9% of) (the) flu (influenza) virus ((commonly) found -in/or- on (the) (list use site/surface)).

Kills -and/or- (helps(s)) eliminate(s) -and/or- disinfects -and/or- destroy(s) -and/or- remove(s) -and/or- (help(s)) get(s) rid of -and/or- reduces -and/or- fights -and/or- effective against (the) (list use site/surface) (from) (99.9% of) (common) (household) ((bacteria -and/or- viruses) (and other germs)) -or- germs (this season -or- flu season).

Kills bacteria on (the) surfaces (your kids -and/or- pets touch every day).

(Kills) (Eliminate(s)) (Remove(s)) (Get(s) rid of) (99.9% of) (the) germs -and/or- bacteria -and/or- viruses (in your home -and/or- (office -or- work (place) (area) (environment)) (school) (classroom) (kitchen)).

This product meets AOAC efficacy standards for hard surface non-food contact sanitizers.

This product is a proven "one-step" cleaner- disinfectant - mildewstat -sanitizer - fungicide - virucide* in the presence of moderate amounts of organic soil.

This product is an effective one-step sanitizer-cleaner for use on non-food contact surfaces.

One-step cleaner.

Cleans and shines.

Antibacterial.

This product delivers non-acid disinfection performance in an economical concentrate.

Cross-contamination is of major housekeeping concern not only in hospitals, but also in schools, institutions, and industry. Maquat 2.5-M (This product) (Product name) has been formulated to aid in the reduction of cross-contamination in these areas.

Cross-contamination is of major housekeeping concern. Maquat 2.5-M (This product) (Product name) has been formulated to aid in the reduction of cross-contamination on treated surfaces not only in hospitals, but also in schools, institutions and industry.

8/24

Effective sanitizer in the presence of 5% serum contamination. (This product is an effective disinfectant/sanitizer in the presence of 5% serum contamination.)

This product is for use in kitchens, bathrooms, and other household areas.

Disinfects (and Sanitizes) non-food contact kitchen surfaces (bathroom surfaces and floors). Sanitizes non-food contact kitchen surfaces (bathroom surfaces and floors). Kills germs. Kills household bacteria. A potable water rinse is required after application on food contact surfaces.

Kills common kitchen (bathroom) germs (and viruses*).

This detergent/disinfectant has been designed specifically for hospitals, nursing homes, schools and other institutions where housekeeping is of prime importance.

This product is a concentrated Hospital Use disinfectant that is effective against a broad-spectrum of bacteria, is virucidal*, (and) fungicidal, and eliminates odor causing bacteria when used as directed.

For larger areas such as operating rooms and patient care facilities, this product is designed to provide both general cleaning and disinfection.

Will not cause swelling of transducer membrane or harm compressor plates.

This product is a (versatile sanitizer and) broad-spectrum disinfectant formulated for use in Ultrasonic Baths (Ultrasonic cleaning units).

This product is a versatile cleaner, non-food contact sanitizer and broad-spectrum disinfectant formulated for use on bath and therapy equipment (Whirlpools).

Kill Avian Influenza A on pre-cleaned environmental surfaces.

This product is a one-step disinfectant and cleaner that is effective against a broad spectrum of bacteria, is virucidal, fungicidal, and will prevent the growth of mold and mildew and their odors when used as directed.

This product is a one-step disinfectant that is effective against a broad spectrum of bacteria, is virucidal* (including HIV-1) and inhibits the growth of mold and mildew and their odors when used as directed.

Maquat 2.5-M (This product) (Product name) is a (hospital) disinfectant, bactericidal at 1:32 dilution (4 oz. per gallon of water) according to the AOAC Use-Dilution Test Method, modified in the presence of 400 ppm hard water plus 5% organic serum against: *Pseudomonas aeruginosa* (*Pseudomonas*), *Salmonella enterica* (*Salmonella*), *Staphylococcus aureus* (*Staph*).

Hospital use Disinfectant. Institutional Disinfectant (non-food contact Sanitizer).

This product meets AOAC Use – Dilution Test Standards for hospital disinfectants.

This product is a one-step (hospital-use) germicidal (disinfectant) cleaner and deodorant (odor-counteractant) (odor neutralizer) designed for general cleaning, (and) disinfecting, (deodorizing) (and controlling mold and mildew on) (of) hard, non-porous environmental surfaces. This product cleans quickly by removing dirt, grime, mold, mildew, body oils, dead skin, blood and other organic matter commonly found in hospitals (and) (in health care facilities) (on medical surfaces), nursing homes, schools and colleges, (day care centers), (medical) offices, funeral homes, veterinary clinics, pet shops, (equine farms), animal life science laboratories, hotels, motels, public areas and restrooms, foodservice establishments (restaurants) and federally inspected meat and poultry establishments (food [processing] plants). It (also) eliminates odors leaving (restroom) surfaces smelling clean and fresh. Use where odors are a problem.

This product cleans, disinfects and deodorizes (hard, non-porous environmental hospital (medical) surfaces) in one step (with no rinsing required). Its formula is designed for use

on (Use daily on) (the following) hard, non-porous environmental surfaces: vinyl, painted surfaces, plastic (surfaces), glazed ceramic, glazed porcelain, chrome, stainless steel, brass, copper, laminated surfaces and baked enamel surfaces associated with floors, walls, ceilings, tables, chairs, countertops, telephones, fixtures, glazed tile, toilets, toilet bowls, urinals, sinks found in (health care facilities [hospitals]), patient rooms, operating rooms, ICU areas, shower rooms, and locker rooms. It can also be used to pre-clean and disinfect (hospital items: wheelchairs, [hospital] [patient] bed rails and linings, wash basins, bed pans, medical equipment surfaces, food establishments, (restaurants), (commercial kitchens) & restrooms) any washable (food and non-food contact) surface (where disinfection is required). A potable water rinse is required when disinfecting food contact surfaces. Do not use on glasses, dishes, utensils, or interior surfaces of appliances.

This product is a disinfectant and non-food contact sanitizer for Cleanroom, and Laboratory areas to disinfect washable, hard, non-porous non-food contact surfaces such as Laminar-airflow equipment and BioSafety Cabinet work surfaces and exterior non-food contact surfaces including countertops, sinks, plumbing fixture surfaces, Incubators, Refrigerators and Centrifuge surfaces of metal, stainless steel, glass, plastic (such as polycarbonate, polyvinylchloride, polystyrene or polypropylene), Formica®, and vinyl.

Use this product to clean, sanitize and disinfect non-porous ambulance equipment and surfaces by rinsing all equipment that comes in prolonged contact with skin before reuse with clean warm water (about 120°F), and allow to air dry. (Precaution: Cleaning at the 120°F temperature will avoid overheating and distortion of the ambulance equipment and surfaces that would necessitate replacement.)

This product maximizes (improves) labor results by effectively controlling odors.

When used as directed, this (germicide) (product) will deodorize surfaces in restroom and toilet areas, behind and under sinks and counters, garbage cans and garbage storage areas, and other places where bacterial growth can cause malodors.

This product controls (reduces) (eliminates) (neutralizes) (destroys) odors to make your home (kitchen) (bathroom) sanitary.

This product neutralizes musty odors and tough odors from smoke, pet accidents, and spills on contact.

This product is specially formulated to effectively eliminate offensive odors caused by mold and mildew.

This product is a one-step cleaner and deodorant (odor counteractant) (odor-neutralizer) designed for general cleaning, (and) disinfecting, (deodorizing) (and controlling mold and mildew) on hard, non-porous environmental surfaces.

This product cleans, disinfects and deodorizes surfaces by killing odor causing microorganisms and mold and mildew. Its formula is designed for use on (restroom surfaces): glazed ceramic (restroom) tile, glazed porcelain, chrome, stainless steel and plastic surfaces associated with floors, walls, fixtures, toilets, urinals, sinks, shower rooms, and locker rooms.

This product is effective at controlling mold and mildew on shower curtains.

This product cleans, shines, deodorizes and disinfects all hard, non-porous surfaces listed on the label. It inhibits the growth of mold and mildew, leaving bathrooms and kitchens clean and fresh smelling.

Eliminates odors caused by bacteria (and) (mildew) (and) (non-fresh foods). Kills odor causing bacteria in the kitchen (bathroom).

This product is for cleaning of showers and tubs, shower doors and curtains, fixtures and toilet bowls.

This product will not leave a grit or soap scum.

This product is a no-rinse disinfectant cleaner that disinfects, cleans and deodorizes in one labor-saving step.

Kills Athlete's Foot fungus on bathroom surfaces.

This product is an effective fungicide against Trichophyton mentagrophytes (the athlete's foot fungus) when used on surfaces in areas such as locker rooms, dressing rooms, shower and bath areas, exercise facilities.

This product is a (concentrated) non-acid (bowl and) bathroom cleaner, which cleans, disinfects and deodorizes in one easy step. It cleans, disinfects and deodorizes surfaces by killing many odor-causing microorganisms and mold and mildew. Its formula is designed for use (Use daily) on ([hard, non-porous environmental] restroom surfaces): glazed ceramic (restroom) tile, glazed porcelain, chrome, stainless steel and plastic surfaces associated with floors, walls, fixtures, toilets, urinals, sinks, shower rooms and locker rooms.

Malodor(s) (Activity) (Odor) (Counteractancy) – eliminates (destroys) odors and odor-causing bacteria in restroom areas, behind and under sinks and counters, and storage areas (and other places where bacterial growth can cause malodors).

This product is a versatile Disinfectant/Sanitizer for Veterinarian, Veterinary Practice, Animal Care, Animal Laboratory, and Agricultural and Farm Premise applications.

This product cleans by removing dirt, grime, mold, mildew, blood, urine, fecal matter and other common soils found in animal housing facilities, livestock, swine poultry facilities, grooming facilities, farms, kennels, pet stores, veterinary clinics, laboratories or other small animal facilities. It (also) eliminates odors leaving surfaces smelling clean and fresh.

This product can be used to disinfect, clean and deodorize terrarium and small animal cages, hot rock, substrate and cage furniture (plastic terrarium ornaments, driftwood, heat caves and water dishes. *(Use on rocks and driftwood not allowed in California)*)

This product cleans, disinfects and deodorizes (hard, non-porous environmental surfaces) in one step. Its formula is designed for use on (Use daily on) (Use daily to clean and disinfect) (hard, non-porous surfaces): plated or stainless steel, aluminum, chrome, glazed porcelain, glazed tile, laminated surfaces (associated with floors, walls, countertops, cages, kennels, animal equipment) found in (barns, pens and stalls) animal housing facilities.

This product has been designed for veterinarians, animal groomers, hair stylists, barbers and beauticians, for use in disinfecting and maintaining clippers. It acts as a virucide and bactericide while also cleaning. Regular use will help to maintain blades that operate with reduced friction and with smoother clipping action. Will help to prolong equipment life. This product is designed for use in pet salons, animal hospitals, barber and beauty shops. When used as directed it will disinfect metal clipper blades as well as many other hard, non-porous surfaces.

This product cleans rodent soiled areas.

This product is for use in Poultry Premise Sanitation (Hatcheries):

Egg Receiving Area	Tray Dumping Area	Chick Processing Area
Egg Holding Area	Chick Holding Area	Chick Loading Area
Setter Room	Hatchery Room	Poultry Buildings

This product is for use in Swine Premise Sanitation:

Farrowing Barns and Areas	Dressing Plants	Blocks
Waterers and Feeders	Loading Equipment	Creep Area
Hauling Equipment	Nursery	Chutes

Use this product to clean, sanitize and disinfectant non-porous personal protective safety equipment, protective headgear, athletic helmets, wrestling/boxing headgear, athletic shoe soles, hard hats, half mask respirators, full face breathing apparatus, gas masks, goggles, spectacles, face shields, hearing protectors and ear muffs. Rinse all equipment that comes in prolonged contact with skin before reuse with clean warm water (about 120°F), and allow to air dry. (Precaution: Cleaning at 120°F temperature will avoid overheating and distortion of the personal safety equipment that would necessitate replacement.)

Floor cleaner.

This product is formulated to provide effective cleaning strength that will not dull high gloss floor finishes with repeated use.

This product provides effective cleaning strength that will not dull most metal-interlock floor finishes, and does not require a rinse prior to recoat.

Cleans everyday kitchen messes.

Cleans non-food contact kitchen surfaces and food preparation areas.

Cleans everyday kitchen messes like dirt, grease and food stains. Cuts through tough grease and grime.

Escherichia coli (E. coli), Salmonella choleraesuis (Salmonella), and Staphylococcus aureus (Staph) are common germs found where food is prepared and stored. This product kills these harmful germs and helps prevent the spread of food borne contamination on (treated) kitchen surfaces listed on this label. A potable water rinse is required after application on food contact surfaces. This product is not for use on dishes, glassware or eating utensils.

This product cleans by removing dirt, grime and food soils in food preparation and processing areas. It cleans, disinfects and eliminates odors leaving surfaces smelling clean and fresh. Use where odors are a problem.

Use this product on finished floors, high speed burnished floors, conductive flooring, washable walls, tables, chairs, bathroom bowls, sinks, basins, shower stalls, tubs, glazed tiles, toilet, countertops, stove tops, exterior surfaces of appliances and refrigerators, cabinets, garbage cans, outdoor furniture (except cushions and wood frames), desks, telephones, door knobs and handles, and glass surfaces including windows and mirrors.

Disinfects, cleans, and deodorizes the following hard, non-porous inanimate surfaces: floors, walls, (non-medical) metal surfaces, (non-medical) stainless steel surfaces, glazed porcelain, plastic surfaces (such as polycarbonate, polyvinylchloride, polypropylene, polystyrene, etc.).

This product is designed for use on (Use daily on) (the following) (hard, non-porous environmental surfaces): vinyl, painted surfaces, plastic (surfaces), glazed ceramic, glazed porcelain, chrome, stainless steel, aluminum, brass, copper, laminated surfaces and baked enamel surfaces associated with floors, walls, ceilings, tables, chairs, countertops, telephones, fixtures, glazed tile, toilets (toilet bowls), urinals, sinks found in food establishments, (restaurants), (commercial kitchens) & restrooms, shower rooms and locker rooms (areas) – any washable (food and non-food contact) surface where disinfection is required. This product's non-dulling formula eliminates the time and labor normally required for rinsing. A potable water rinse is required for food contact surfaces.

mop, cloth, sponge or coarse spray device so as to wet all surfaces thoroughly. Spray 6-8 inches from surface. Rub with sponge or cloth. Do not breathe spray. Allow surfaces to remain wet for 10 minutes. Allow to air dry or wipe up excess liquid. Prepare a fresh solution at least daily or when solution becomes visibly dirty or diluted.

(OR)

FOR USE AS A ONE-STEP CLEANER/DISINFECTANT:

1. Pre-clean heavily soiled areas.
2. Apply a 3-ounce per gallon of water solution (585 ppm active quat) (or equivalent use dilution) to hard, non-porous environmental surfaces using a sponge, cloth, mop or pressure sprayer.
3. To disinfect, all surfaces must remain wet for ten (10) minutes.
4. Wipe surfaces (and let air dry).

Note: Rinsing is not necessary unless floors are to be coated with finish or restorer. All food contact surfaces such as appliances and kitchen countertops must be rinsed with potable water. Do not use this product to clean or disinfect glassware, utensils, dishes or interior surfaces of appliances.

PREPARATION OF NON-FOOD CONTACT SANITIZER USE SOLUTION: With spray applications, cover or remove all food products. Add 0.75 ounce per gallon of water (150 ppm active quat) (or equivalent use dilution) to sanitize hard, non-porous environmental surfaces. Apply sanitizer use solution evenly over surface using a cloth, mop, sponge, sprayer or by immersion. For sprayer applications, use a coarse pump or trigger spray device. Spray 6-8 inches from surface. Be sure to wet all surfaces thoroughly. Do not breathe spray. Treated surfaces must remain wet for 1 minute. Then wipe with sponge, mop or cloth or allow to air dry. This product is not for use to disinfect, sanitize, or clean eating utensils, glassware and dishes.

(OR)

TO SANITIZE (AND DEODORIZE): Apply use solution to hard, inanimate, non-porous surfaces, thoroughly wetting surfaces as required with a cloth, mop, sponge or sprayer or by immersion. For heavily soiled areas, a preliminary cleaning is required. For sprayer applications, use a coarse spray device. Spray 6-8 inches from surface. Rub with brush, sponge, mop or cloth. Do not breathe spray. Let stand for 1 minute. Then wipe. Allow to air dry.

Note: With spray applications, cover or remove all food products.

GENERAL DISINFECTION/VIRUCIDAL/FUNGICIDAL USE DILUTION CHART

Ounces of Product	Amount of Water
0.75 ounce	1 quart
1½ ounces	½ Gallon
3 ounces	1 gallon
7½ ounces	2 ½ gallons
15 ounces	5 gallons
30 ounces	10 gallons

HOSPITAL DISINFECTION/VIRUCIDAL/FUNGICIDAL USE DILUTION CHART

Ounces of Product	Amount of Water
1 ounce	1 quart
2 ounces	½ Gallon
4 ounces	1 gallon
10 ounces	2 ½ gallons
20 ounces	5 gallons
40 ounces	10 gallons

DILUTION CHART:

For General Disinfectant claims

3 oz/1 gal. water

For Hospital Disinfectant claims

4 oz/1 gal. water

For Virucidal claims

3 oz/1 gal. water

For Animal Virucidal claims

3 oz/1 gal. water

For Non-Food Contact Sanitizing claims

0.75 oz/1 gal. water

For Mold and Mildew claims

3 oz/1 gal. water

HOSPITAL/HEALTH CARE

(Note for reviewer: For labels that list medical premises and metal and/or stainless steel surfaces, one of the following statements must be used.)

This product is not to be used as a terminal sterilant/high level disinfectant on any surface or instrument that (1) is introduced directly into the human body, either into or in contact with the bloodstream or normally sterile areas of the body, or (2) contacts intact mucous membranes but which does not ordinarily penetrate the blood barrier or otherwise enter normally sterile areas of the body. This product can be used to pre-clean or decontaminate critical or semi-critical medical devices prior to sterilization or high level disinfection.

Or

This product is not for use on Medical device surfaces.

INSTITUTIONAL DISINFECTANT DIRECTIONS (Hospitals, Dental Offices, Nursing Homes and Other Health Care Institutions): Add 4 ounces per gallon of water (or equivalent use dilution) (781 ppm) to disinfect hard, non-porous surfaces or mix a 1-ounce packet with 1 gallon of water. Apply use solution to hard, inanimate, non-porous surfaces, thoroughly wetting surfaces with a cloth, mop, sponge or sprayer. For sprayer applications, use a coarse spray device. Spray 6-8 inches from surface. Rub with brush, sponge, mop or cloth. Do not breathe spray. Treated surfaces must remain wet for 10 minutes. Rinse or allow surface to air dry. Prepare a fresh solution at least daily or when use dilution becomes diluted or soiled.

Note: With spray applications cover or remove all food products. For heavily soiled areas, a preliminary cleaning is required.

At 4 ounces per gallon of water (781 ppm active quat) (or equivalent use dilution) in the presence of 5% blood serum for a 10-minute contact time, this product was found to be effective against HIV-1 (AIDS Virus).

OR

At 4 ounces per gallon of water (781 ppm active quat) (or equivalent use dilution) in the presence of 5% blood serum, this product was proven to be effective against HIV-1 (AIDS Virus). Treated surfaces must remain wet for 10 minutes. Prepare a fresh solution at least daily or when use dilution becomes diluted or soiled.

***KILLS HIV ON PRECLEANED ENVIRONMENTAL SURFACES/OBJECTS PREVIOUSLY SOILED WITH BLOOD/BODY FLUIDS** in health care setting or other settings in which there is an expected likelihood of soiling of inanimate surfaces/objects with blood or body fluids and in which the surfaces/objects likely to be soiled with blood or body fluids can be associated with the potential for transmission of Human Immunodeficiency Virus Type 1 (HIV-1) (associated with AIDS).

“SPECIAL INSTRUCTIONS FOR CLEANING AND DECONTAMINATION AGAINST HIV-1 ON SURFACES/OBJECTS SOILED WITH BLOOD/BODY FLUIDS.”

Personal Protection: Specific barrier protection items to be used when handling items soiled with blood or body fluids are disposable latex gloves, gowns, masks, and eye coverings. (Alternate statement: Clean up must always be done wearing protective latex gloves, gowns, masks and eye protection.)

Cleaning Procedure: Blood and other body fluids containing HIV-1 must be thoroughly cleaned from surfaces and objects before application of this product.

12/21

Disposal of Infectious Materials: Blood, body fluids, cleaning materials and clothing must be autoclaved and disposed of according to federal, state and local regulations for infectious waste disposal.

Contact Time: Leave surface wet for 10 minutes for HIV-1.

SURGICAL INSTRUMENT PRESOAK: Add 4 ounces of this product to 1 gallon of water (or equivalent use dilution) (781 ppm active quat). Place pre-cleaned instruments in solution to presoak surgical instruments for a minimum of 10 minutes, then proceed with normal sterilization procedure.

Note: Plastic instruments can remain immersed until ready to use. Metal instruments must be removed after 10 minutes, rinsed, dried, and kept in a clean non-contaminated receptacle. Sterilization of instruments is required before use. Prolonged soaking can cause damage to metal instruments.

ULTRASONIC BATH DISINFECTANT/FUNGICIDAL DIRECTIONS: Use this product to disinfect hard, (inanimate) non-porous, non-critical objects compatible with Ultrasonic cleaning units. Pour a fresh solution of 4 ounces of this product per gallon of water (781 ppm active quat) (or equivalent use dilution) directly into bath chamber. Pre-clean heavily soiled objects. Place objects into unit and operate for a minimum of 10 minutes, according to the manufactures' (use) directions. Remove objects and wash (rinse) with sterile water (sterile water for injection) or allow to air dry. Prepare fresh solution for each use.

FOR DISINFECTING HARD, NON-POROUS (FIBERGLASS) BATH AND THERAPY EQUIPMENT: To remove body oils, dead tissue, soil and all other buildups or organic matter on inanimate surfaces after using the unit, drain the water and refill with fresh water to just cover the intake valve. Add 4 ounces of this product for each gallon of water (781 ppm active quat) (or equivalent use dilution) in the unit at this point. Briefly start the pump to circulate the solution. Turn off pump. Wash down the unit sides, seat of the chair lift, and any/all related equipment with a clean swab, brush or sponge. Product to surface contact time must be at least 10 minutes for proper disinfection. After the unit has been thoroughly disinfected, drain solution from the unit and rinse any/all cleaned surfaces with fresh water. The unit is ready for reuse.

CLEANING AND DISINFECTING HARD, NON-POROUS SURFACES ON PERSONAL PROTECTIVE EQUIPMENT (RESPIRATORS): Pre-clean equipment if heavily soiled to ensure proper surface contact. Apply a 4-ounce per gallon of water (781 ppm active) (or equivalent use dilution) solution to hard, non-porous surfaces of the respirator with a brush, coarse spray device, sponge or by immersion. Thoroughly wet all surfaces to be disinfected. Treated surfaces must remain wet for ten (10) minutes. Remove excess solution from equipment prior to storage. The user must comply with all OSHA regulations for cleaning respiratory protection equipment (29 CFR § 1910.134).

This formulation is a proven "one-step" disinfectant-cleaner-mildewstat-deodorant which is effective in water up to 400 ppm hardness in the presence of 5% serum contamination at 4 ounces per gallon. This product will remove hard water deposits and lime soap buildups when used as directed.

SANITIZER DIRECTIONS FOR NON-FOOD CONTACT SURFACES IN INSTITUTIONAL FACILITIES

ULTRASONIC BATH SANITIZING DIRECTIONS: Use this product to sanitize hard (inanimate) nonporous non-critical objects compatible with Ultrasonic cleaning units. Pour a fresh solution of ¼ ounce per 1 gallon of water (or equivalent use dilution) (150 ppm active quat) directly into bath chamber. Pre-clean soiled objects. Place objects into

unit and operate for a minimum of 1 minute, according to manufacturers use directions. Remove objects and rinse with sterile water (sterile water for injection), or allow to air dry. Replace solution at least daily or when solution becomes visibly dirty or discolored.

Note: This product in its use solution is compatible with stainless steel, aluminum and most other surfaces. Before product use, it is recommended that you apply product to a smaller test area to determine compatibility before proceeding with its use.

ANIMAL PREMISES

ANIMAL VIRUCIDAL* PERFORMANCE: At 3 ounces per gallon of water use level (585 ppm active quat) (or equivalent use dilution) and a ten-minute contact time, this product was evaluated and found to be effective in the presence of 5% blood serum against the following viruses on hard non-porous surfaces:

Avian Influenza virus (H5N1) (*new*)

SITE PREPARATION: The first step in any on-going sanitation program must be the removal of gross contamination and debris. This can be accomplished using a shovel, broom, or vacuum depending on the area to be disinfected. The efficacy of even the most efficient germicidal cleaner is reduced in the presence of heavy organic matter. Once the heavy debris is eliminated thoroughly clean all surfaces with soap or detergent and rinse with water.

APPLICATION: Remove all animals and feeds from (premises) (areas to be treated), vehicles (trucks, cars), and enclosures (coops, crates, kennels, stables). Remove all litter, droppings and manure from floors, walls and surfaces of barns, pens, stalls, chutes and other surfaces of facilities and fixtures occupied or traversed by poultry or other animals. Empty all troughs, racks and other feeding and watering appliances. Thoroughly clean all surfaces with soap or detergent and rinse with water. Saturate surfaces with disinfecting or Virucidal solution for a period of 10 minutes. Immerse all halters, ropes, and other types of equipment used in handling and restraining animals, as well as forks, shovels, and scrapers used for removing litter and manure. Ventilate buildings, coops and other closed spaces. Do not house animals or employ equipment until treatment has been absorbed, set or dried. Thoroughly scrub all treated feed racks, troughs, automatic feeders, fountains and waterers and other equipment which can contact food or water with soap or detergent, and rinse with potable water before reuse.

VETERINARY PRACTICE (CLINICS)/ANIMAL CARE FACILITIES/ANIMAL RESEARCH CENTERS/ANIMAL LABORATORY/ ANIMAL QUARANTINE AREAS/ ANIMAL LIFE SCIENCE LABORATORY/ZOOS/PET SHOP/KENNELS/ANIMAL HUSBANDRY/ANIMAL BREEDING FACILITIES/BREEDING AND GROOMING ESTABLISHMENT/TACK SHOPS DISINFECTION DIRECTIONS: For cleaning and disinfecting the following hard, non-porous surfaces: equipment not used for animal food or water, utensils, instruments, cages, kennels, stables, stalls and catteries. Remove all animals (and) feeds from (premises) (areas to be treated), animal transportation vehicles, crates, etc. Remove all litter, droppings and manure from floors, walls and surfaces occupied or traversed by animals. Thoroughly clean all surfaces with soap or detergent and rinse with water. Saturate surfaces with a use solution of 3 ounces of this product per gallon of water (585 ppm active quat) (or equivalent dilution) for a period of 10 minutes. Immerse all halters, ropes, and other types of equipment used in handling and restraining animals, as well as forks, shovels, and scrapers used for removing litter and manure. Ventilate buildings and other closed spaces. Do not house animals or employ equipment until treatment has been absorbed, set or dried. Thoroughly scrub all treated feed racks, automatic feeders, waterers, and other equipment THAT dispenses food or water with soap or detergent, and rinse with potable water before reuse.

DRESSING AND RENDERING PLANT USE (RENDERING PLANT/DRESSING PLANT DISINFECTANT DIRECTIONS): Cover or remove all food and packaging materials. Disinfect walls and floors in poultry and animal dressing plants. Disinfect offal rooms, exterior walls and loading platforms of dressing plants. Remove all gross soils. Saturate all surfaces with the use solution of 3 ounces of this product per gallon of water (585 ppm active quat) (or equivalent use dilution). Scrub to loosen all soils. Allow to soak for 10 minutes and thoroughly rinse all wetted and cleaned surfaces with potable water.

TERRARIUM AND SMALL ANIMAL CAGE AND CAGE FURNITURE DISINFECTION: Animals frequently defecate on hot rocks and other cage furniture items inside your terrarium. This can result in high bacteria and ammonia levels that can lead to possible infection/disease in your animals. When used regularly this product can eliminate these high bacteria/ammonia levels in your cage and on your cage furniture items. (*Use on rocks and driftwood not allowed in California*)

1. Remove all animals.
2. Thoroughly clean all surfaces and objects (hot rocks, caves, cage furniture, feeding and watering dishes, and appliances) including the substrate in the terrarium or cage with soap or detergent and rinse with water.
3. Saturate all surfaces (floors, walls, cages and other washable hard, non-porous environmental surfaces) with the disinfecting and virucidal solution of 3 ounces per gallon of water (or equivalent use dilution) (585 ppm active quat) for a period of 10 minutes. For smaller surfaces, use a trigger spray bottle to spray all surfaces with solution until wet. Then wipe surfaces dry.
4. Saturate gravel as above and let stand for 10 minutes. Place in bucket of clean water and swirl for 15-30 seconds. Thoroughly air dry before returning to terrarium.
5. Do not return animals to the habitat until it is dry and ventilated.
6. Thoroughly scrub all treated surfaces with soap or detergent and rinse with potable water before reuse.
7. Clean terrarium at least once weekly or more as needed.

Note: Do not apply this product directly onto the small animal. If this product comes into contact with the small animal's skin, then immediately wash the material off of the animal with lukewarm water. If the small animal ingests this product, contact your veterinarian immediately. Substrates for desert terrariums (i.e. gravel) must be completely dry before returning to terrarium to avoid high humidity levels. Always replace substrate if a foul odor persists.

REPTILE TANK CLEANING AND DISINFECTION DIRECTIONS: Remove all reptiles from the enclosure (tank) prior to cleaning and disinfecting. Remove all litter or drippings from surfaces. Empty all equipment used for feeding or watering reptiles. Thoroughly clean all surfaces with soap or detergent and rinse with water. Apply the disinfecting and virucidal solution of 3 oz. per gallon of water (585 ppm active quat) (or equivalent dilution) to the surfaces of the enclosure (tank) until thoroughly wet. Allow surfaces to remain wet for 10 minutes. Wipe dry. Rinse all surfaces that come in contact with food with potable water before reuse. Allow the enclosure (tank) to ventilate for a minimum of 10-15 minutes before replacing the reptiles.

Note: Do not apply this product directly onto the reptile. If this product comes into contact with the reptile's skin, then immediately wash the material off of the animal with lukewarm water. If the reptile ingests this product, contact your veterinarian immediately.

FARM PREMISE DISINFECTION DIRECTIONS

FARM PREMISE USE: Do not use in milking stalls, milking parlors or milk houses. Remove all animals and feed from (premises) (areas to be treated), vehicles and enclosures. Remove all litter and manure from floors, walls and surfaces of barns, pens,

stalls, chutes and other facilities and fixtures occupied or traversed by animals. Empty all troughs, racks and other feeding and watering appliances. Thoroughly clean all surfaces with soap or detergent and rinse with water. Saturate all surfaces with a use solution of 3 ounces of this product per gallon of water (585 ppm active quat) (or equivalent dilution) for a period of 10 minutes. Immerse all halters, ropes and other types of equipment used in handling and restraining animals as well as forks, shovels and scrapers used in removing litter and manure. Ventilate buildings, cars, trucks, boats and other closed spaces. Do not house livestock or employ equipment until treatment has been absorbed, set or dried. Thoroughly scrub all treated feed racks, mangers, troughs, automatic feeders, fountains and waterers with soap or detergent and rinse with potable water before reuse.

FOR USE IN EQUINE, DAIRY AND HOG FARMS:

1. Remove all animals and feed from (premises) (areas to be treated), vehicles and enclosures.
2. Remove all litter and manure from floors, walls and surfaces of barn, pens, stalls, stables, chutes and other facilities and fixtures occupied or traversed by animals.
3. Empty all troughs, racks and other feeding and watering appliances.
4. Thoroughly clean all surfaces with soap or detergent and rinse with water.
5. Saturate all surfaces with the disinfecting/virucidal solution of 3 oz per 1 gallon of water (585 ppm active quat) (or equivalent use dilution) for a period of 10 minutes.
6. Immerse all halters, ropes and other types of equipment used in handling and restraining animals as well as forks, shovels, scrapers used in removing litter and manure.
7. Ventilate buildings, cars, trucks, boats and other closed spaces. Do not house livestock or employ equipment until treatment has been absorbed, set and dried.
8. Thoroughly scrub all treated feed racks, mangers, troughs, automatic feeders, fountains and waterers with soap or detergent and rinse with potable water before reuse.

VEAL, CALVING, HOG, CATTLE AND HORSE OPERATIONS: Between depopulations of facilities, cleaning and disinfection of pens, hutches, aisles and other environmental surfaces can be required. Empty all troughs, racks, and other feeding and watering appliances. Flush soils from these areas. Thoroughly clean all surfaces with soap or detergent and rinse with water. Saturate all surfaces with disinfecting or virucidal solution of 3 oz. per 1 gallon of water (585 ppm active quat) (or equivalent use dilution) and allow to remain wet for a period of 10 minutes. Immerse all halters, ropes and other types of equipment used in handling and restraining animals as well as forks, shovels and scrapers used in removing litter and manure. Ventilate buildings, cars, trucks, boats and other closed spaces. Do not house livestock or employ equipment until treatment has been absorbed, set or dried. Thoroughly scrub all treated feed racks, mangers, troughs, automatic feeders, fountains and waterers with soap or detergent and rinse with potable water before reuse.

FOR USE IN THE TREATMENT OF ANIMAL HOUSING FACILITIES:

1. Remove all animals and feed from (premises) (areas to be treated), vehicles and enclosures.
2. Remove all litter and manure from floors, walls and surfaces of barn, pens, stalls, stables, chutes and other facilities and fixtures occupied or traversed by animals.
3. Empty all troughs, racks and other feeding and watering appliances.
4. Thoroughly clean all surfaces with soap or detergent and rinse with water.
5. Saturate all surfaces (floors, walls, cages and other washable hard, non-porous environmental surfaces) with the disinfecting and virucidal solution of 3 ounces per gallon of water (or equivalent use dilution) (585 ppm active quat) for a period of 10

h2/h1

minutes. For smaller surfaces, use a trigger spray bottle to spray all surfaces with solution until wet.

6. Immerse all halters, ropes and other types of equipment used in handling and restraining animals as well as forks, shovels, scrapers used in removing litter and manure.
7. Ventilate buildings, cars, trucks, boats and other closed spaces. Do not house livestock or employ equipment until treatment has been absorbed, set and dried.
8. Thoroughly scrub all treated feed racks, mangers, troughs, automatic feeders, fountains and waterers with soap or detergent and rinse with potable water before reuse.

POULTRY (AND SWINE) PREMISE, ANIMAL QUARTERS AND KENNEL SANITATION

Site Preparation: The first step in any on-going sanitation program must be the removal of gross contamination and debris. This can be accomplished using a shovel, broom, or vacuum depending on the area to be disinfected. The efficacy of even the most efficient germicidal cleaner is reduced in the presence of heavy organic matter. Once the heavy debris is eliminated thoroughly clean all surfaces with soap or detergent and rinse with water.

APPLICATION AND USE DILUTION POULTRY (AND SWINE) PREMISE, ANIMAL QUARTERS AND KENNELS: Remove all animals and feeds from (premises) (areas to be treated), vehicles (trucks and cars) and enclosures (coops, crates, kennels). Remove all litter, droppings and manure from floors, walls and surfaces of barns, pens, stalls, chutes and other facilities and other fixtures occupied or traversed by animals. Empty all troughs, racks and other feeding and watering appliances. Thoroughly clean all surfaces with soap or detergent and rinse with water. Use 3 ounces of this product per gallon of water (585 ppm active quat) (or equivalent use dilution). Saturate surfaces with the disinfecting solution for a period of 10 minutes. Immerse all halters, ropes, and other types of equipment used in handling and restraining animals, as well as forks, shovels, and scrapers used for removing litter and manure. Ventilate buildings, coops and other closed spaces. Do not house poultry or other animals or employ equipment until treatment has been absorbed, set or dried. Thoroughly scrub all treated feed racks, troughs, automatic feeders, fountains and waterers and other equipment which can contact food or water with soap or detergent, and rinse with potable water before reuse.

DISINFECTION/FUNGICIDE/MIRUCIDE OF POULTRY/TURKEY EQUIPMENT, SWINE QUARTERS, LIVESTOCK FARMS, EQUINE QUARTERS, ANIMAL QUARTERS AND KENNELS: Prior to disinfection, remove all poultry, other animals and their feed from (premises) (areas to be treated), vehicles (trucks and cars) and enclosure (coops, crates, kennels, stables). Remove all litter, droppings and manure from floors, walls and surfaces of barns, pens, stalls, chutes and other facilities and fixtures occupied or traversed by animals. Empty all troughs, racks and other feeding and watering appliances. Thoroughly clean all surfaces with soap or detergent and rinse with water. Use 3 ounces of this product per gallon of water (or equivalent use dilution) (585 ppm active quat). Saturate surfaces with the disinfecting solution for a period of 10 minutes. Immerse all halters, ropes and other types of equipment used in handling and restraining animals, as well as forks, shovels, and scrapers used for removing litter and manure.

After disinfection, ventilate buildings, coops and other closed spaces. Do not house poultry or other animals or employ equipment until treatment has been absorbed, set or dried.

All treated equipment that will contact feed or drinking water (racks, troughs, automatic feeders, fountains and waterers) must be thoroughly scrubbed with soap or detergent then rinsed with potable water before reuse.

HATCHERIES: Use 3 ounces of this product per gallon of water (585 ppm active quat) (or equivalent use dilution) to treat the following hard, non-porous surfaces: hatcher, setters, trays, racks, egg flats, walls, floors, ceilings, chick boxes, egg cases, trash containers, carts, sexing tables, delivery trucks and other hard surfaces. Leave all treated surfaces exposed to disinfectant solution wet for 10 minutes or more. Rinse with potable water before reuse. Then allow to air dry.

VEHICLES: Clean all vehicles including mats, crates, cabs, and wheels with high-pressure water and this product. Use 3 ounces per gallon of water to treat all vehicles. Leave all treated surfaces exposed to disinfectant solution wet for 10 minutes or more and allow to air dry. For sprayer applications, use a coarse spray device.

DISINFECTANT DIRECTIONS FOR CHICK VANS, EGG TRUCKS HATCHERY and FARM VEHICLES: Clean all vehicles including mats, crates, cabs, and wheels with high-pressure water and this product. Use 3 oz. per gallon of water (or equivalent dilution) (585 ppm active quat) to treat all vehicles. Leave all treated surfaces exposed to disinfectant solution wet for 10 minutes or more. For sprayer applications, use a coarse spray device.

FOR USE IN LIVESTOCK, POULTRY AND TURKEY HOUSES:

1. Remove all animals and feed from (premises) (areas to be treated), vehicles and enclosures.
2. Remove all litter and manure from floors, walls and surfaces of barn, pens, stalls, chutes and other facilities and fixtures occupied or traversed by animals.
3. Empty all troughs, racks and other feeding and watering appliances.
4. Thoroughly clean all surfaces with soap or detergent and rinse with water.
5. Saturate all surfaces with (Use) (Apply) 3 ounces per gallon of water for a period of 10 minutes.
6. Immerse all halters, ropes and other types of equipment used in handling and restraining animals as well as forks, shovels, scrapers used in removing litter and manure.
7. Ventilate buildings, cars, trucks, boats and other closed spaces. Do not house livestock or employ equipment until treatment has been absorbed, set and dried.
8. Thoroughly scrub all treated feed racks, mangers, troughs, automatic feeders, fountains and waterers with soap or detergent and rinse with potable water before reuse.

DISINFECTANT/MIRUCIDAL* DIRECTIONS TO TREAT HARD NON-POROUS, NON-FOOD CONTACT SURFACES OF AUTOMATED TRAY, RACK AND BUGGY WASHERS: Mix a solution containing 3 oz. per gallon of water (585 ppm active quat) (or equivalent dilution). Remove all litter and manure from surfaces to be treated. Treat hard non-porous, non-food contact surfaces of automated trays, racks and buggy washers into solution for 10 minutes. Thoroughly clean all surfaces with soap or detergent and rinse with water before reuse. Change the disinfecting solution at least daily or when solution appears dirty.

DISINFECTANT/MIRUCIDAL* DIRECTIONS TO TREAT HARD NON-POROUS, NON-FOOD CONTACT SURFACES IN EGG RECEIVING AND EGG HOLDING AREAS: Mix a solution containing 3 oz. per gallon of water (585 ppm active quat) (or equivalent dilution). Remove all litter and manure from surfaces to be treated. Saturate hard non-porous, non-food surfaces with the solution for a period of 10 minutes. Apply by mop, brush or sprayer. Thoroughly clean all surfaces with soap or detergent and rinse with water before reuse. Change the disinfecting solution at least daily or when solution appears dirty.

MEAT PACKING PLANTS: Use this product to disinfect hard, non-porous surfaces associated with the following sites: livestock vehicles and holding pens, perceiving

15/24

areas and delivery chutes, slaughter areas and conveyors, hand, rub and guide rails, post knock cabinets, stands and flooring surfaces, chains and moving process lines, surfaces of equipment for hide operations consisting of brine curing, hide transfer bin surfaces, chutes, conveyors, tallow and animal feed production hard, non-porous surfaces, processed products and offal equipment surfaces, fabrication and processing areas covering cold storage areas, all stainless steel cut out and prep tables, counter tops, conveyors, chains, tables, floors, walls and all stainless surfaces. For application, saturate all surfaces with solution and scrub to loosen all soils. Use 3 ounces per gallon of water solution (585 ppm active quat) (or equivalent use dilution). Surfaces must remain wet for 10 minutes, then thoroughly rinsed with potable water before operations are resumed. All treated equipment that will contact animal feed or food surfaces must be thoroughly scrubbed with soap or detergent then rinsed with potable water before reuse.

HIDE/LEATHER PROCESSING PLANTS: To use as a disinfectant/fungicide on hard, non-porous surfaces, add 3 ounces to gallon of water (585 ppm active quat) (or equivalent use dilution). The product can be used on hide storage bins, holding tanks, chill tanks, serpentine tanks and chains, machine and tannery equipment surfaces, conveyors and trolleys, hide press, grading and storage areas and scales, etc. Pre-clean all surfaces prior to use to remove gross soils. Thoroughly wet all hard, non-porous surfaces by evenly applying the use solution. Apply use solution with a cloth, mop, sponge, sprayer or by immersion, thoroughly wetting surfaces. For sprayer applications, use a coarse spray device at 6-8" from surfaces. Do not breathe spray. Treated surfaces must remain wet for 10 minutes. Wipe dry or allow to air dry.

SANITIZER DIRECTIONS FOR NON-FOOD CONTACT SURFACES IN ANIMAL PREMISES

TO SANITIZE HOOF TRIMMING EQUIPMENT: Prior to application, pre-clean hoof trimming equipment and utensils before and after use on each animal with detergent and warm water or compatible cleaner to remove soil using a pre-scrape, pre-flush, or when necessary, pre-soak followed by a potable water rinse. To sanitize, prepare a ¾ oz of this product per 1 gallon of water (or equivalent use dilution) (150 ppm active) solution. Apply to pre-cleaned hard surfaces using a cloth, mop, sponge or sprayer or by immersion to thoroughly wet surfaces. Allow surfaces to remain wet for at least 2 minutes followed by adequate draining or air drying. Prepare fresh solution at least daily or when solution becomes visibly dirty.

SANITIZING HATCHERY ROOMS USING FOGGING DEVICES

Remove all animals and feed from (premises) (areas to be treated), vehicles and enclosures. Remove all litter and manure from floors, walls and surfaces of the room to be treated. Empty all troughs, racks and other feeding and watering appliances. Thoroughly clean all surfaces with soap or detergent and rinse with water. Close room off so fog is confined to room to be treated. Mix ¾ ounce this product to 1 gallon water (or equivalent use dilution). Wear a dust mist respirator when mixing the use solution and pouring it into the fogging apparatus. Insert the nozzle of the fogger through a suitable opening into the room. With the setting in maximum output, fog for one minute for each 4000 cubic feet of space in the room. When fogging is completed, ventilate buildings and other closed spaces. Do not house livestock or employ equipment until treatment has been absorbed or dried. Thoroughly clean all surfaces with soap or detergent and rinse with water.

SANITIZING INCUBATORS AND HATCHERS USING FOGGING DEVICES

Mix 18.5 ounces of this product to 122 ounces of water. Wear a dust mist respirator when mixing the use solution and pouring it into the fogging apparatus. Fog 3-8 ounces

of this into setters and hatchers immediately after transfer. Repeat daily in setters and every 12 hours in hatchers. Discontinue hatcher treatments at least 24 hours prior to pulling the hatch. Do not allow people to contact or breathe this fog and do not enter until the fog has settled. It is acceptable to fog setters and hatchers with a 1.5-ounce per gallon of water solution of this product (or equivalent use dilution) on an hourly or every other hour basis. If this is done, fog for 30-90 seconds once per hour or once every two hours. When fogging is complete, ventilate buildings, and other closed spaces. Do not house livestock or employ equipment until treatment has been absorbed or dried. Thoroughly scrub all treated feed racks, mangers, troughs, automatic feeders, fountains and waterers with soap or detergent, and rinse with potable water before reuse. Only for treatment of setters and hatchers after poultry/chicks/eggs have been removed. Not for treatment of hatchers which contain chicks/eggs

Note: The fog generated is irritating to the eyes, skin and mucous membranes. Under no circumstances must a room or building be entered by anyone within two hours of the actual fogging and a minimum of 4 air exchanges (ACH) per hour in the facility. If the building must be entered, then the individuals entering the building must wear a self-contained respirator approved by NIOSH/MSHA, goggles, long sleeves and long pants.

FOGGING IS TO BE USED AS AN ADJUNCT TO ACCEPTABLE MANUAL CLEANING AND DISINFECTING OF ROOM AND MACHINE SURFACES.

RESTROOM/BATHROOM

NON-ACID TOILET BOWL (AND URINAL) DISINFECTANT/CLEANER DIRECTIONS

Remove gross filth prior to disinfection.

FROM CONCENTRATE: Add 3 ounces of this product to the toilet bowl and mix. Brush thoroughly over exposed surfaces and under the rim with a cloth, mop, or sponge. Repeat and allow solution to stand for 10 minutes and flush.

(Or use alternate Concentrate Use directions)

FOR USE AS A NON-ACID BOWL CLEANER/DISINFECTANT IN TOILET BOWLS FROM CONCENTRATE:

1. Pre-clean heavily soiled areas.
2. Add 3 ounces to the water in the toilet bowl.
3. Swab entire surface area especially under the rim.
4. Repeat and allow entire surface to remain wet for ten (10) minutes.
5. Flush toilet and rinse swab applicator thoroughly.

FROM USE SOLUTION: Pre-clean surface. Empty toilet bowl or urinal and apply a 3-ounces per gallon use solution to exposed surfaces including under the rim with a cloth, mop, sponge or sprayer. Brush or swab thoroughly and allow solution to stand for 10 minutes and flush. For sprayer application, use a coarse spray device.

(Or use alternate Use directions)

FOR USE AS A NON-ACID BOWL CLEANER/DISINFECTANT IN TOILET BOWLS (AND URINALS) FROM USE-DILUTION:

1. Pre-clean heavily soiled areas.
2. Empty toilet bowls by forcing water through the trap. Apply Use Solution of 3 oz per 1 gallon of water to exposed surfaces in toilet bowls and urinals.
3. Swab entire surface area especially under the rim.
4. Allow entire surface to remain wet for ten (10) minutes.
5. Flush toilet and rinse swab applicator thoroughly.

(Or use alternate Use directions)

TOILET BOWLS/URINALS: Swab bowl with brush to remove heavy soil prior to cleaning or disinfecting. Clean by applying undiluted solution around the bowl and up under the rim. Stubborn stains can require brushing. To disinfect, first pre-clean to remove heavy soil, then remove or expel over the inner trap the residual bowl water.

10/20

Pour a solution of 3 ounces per gallon of water into the bowl. Swab the bowl completely using a scrub brush or mop, making sure to get under rim. Let stand for 10 minutes or overnight, then flush.

(Or use alternate Use directions)

DISINFECTION AND CLEANING TOILET BOWLS AND URINALS:

1. With a swab mop applicator, remove water from bowl by forcing out trap. Preliminary cleaning is required for heavily soiled surfaces.
2. Press swab mop against side of bowl to remove excess water from applicator.
3. Apply a solution of 3 ounces of this product per gallon of water evenly onto surface to be cleaned and disinfected.
4. Swab entire surface area especially under the rim where outlets are located.
5. Allow this product to remain wet on surfaces at least 10 minutes.
6. Flush toilet and rinse applicator thoroughly.

(Or)

GENERAL CLEANING TOILET BOWL: Apply (Open cap) (Squeeze gently, directing) 1 ounce of bowl cleaner under the rim and on sides of bowl (inside only). Brush, clean and flush toilet. (Close cap). Rinse brush with clean water. Do not use on any other surfaces including toilet seat, toilet lid, countertops, tubs and sinks. To clean acid resistant toilet bowls or urinals, dilute product with 3 parts water. Do not allow solution to remain on surfaces without immediately rinsing thoroughly with water.

(Or)

TO CLEAN AND DISINFECT: A preliminary cleaning is required for the removal of heavy soil prior to disinfection. Fill toilet bowl with clean water. Saturate mop with 3 ounces of this product while holding bottle and mop applicator over bowl. Swab bowl completely making sure to get under the rim. Let stand for 10 minutes then flush. Rinse applicator completely.

(Or)

TO DISINFECT TOILET BOWLS: Fill toilet bowl with clean water. Apply (Squeeze) 3 ounces of bowl cleaner onto bowl brush. Clean the entire unit especially under the rim at water outlets. Allow surface to remain wet 10 minutes. Flush and rinse out bowl brush with clean water. A preliminary cleaning step is required for the removal of heavy soil prior to disinfection.

(Or)

TO DISINFECT TOILET BOWLS: Flush to remove heavy soil. To clean, simply squirt 3 ounces of this product under the rim and around sides. Allow it to stand several minutes then scrub entire surface (especially under the rim) with a bowl (toilet) mop. Flush and rinse. To disinfect, squirt 1 ounce of this product under the rim and around the sides. Scrub bowl with mop. Allow solution to remain in the bowl for 10 minutes after scrubbing. Flush and rinse.

(Or)

TO DISINFECT TOILET BOWLS:

1. Remove gross filth and heavy soil deposits.
2. Fill toilet bowl with clean water.
3. Apply 3 ounces of this product to swab applicator, cloth, mop, sponge, or directly to surface.
4. Swab entire surface area, especially under the rim.
5. Allow entire surface to remain wet for ten (10) minutes.
6. Flush toilet and rinse swab applicator thoroughly.

(Or)

TOILET BOWL (AND URINAL) DISINFECTION/CLEANER DIRECTIONS: Remove gross filth prior to disinfection. Empty bowl or urinal and apply solution of 3 ounces of this product per 128 ounces of water to exposed surfaces including under the rim. Allow toilet bowl to fill with water. Brush or swab thoroughly with a cloth, mop, sponge or sprayer and allow solution to stand for 10 minutes and flush.

(Or)

TO CLEAN AND DISINFECT URINALS: Flush to remove heavy soil. Remove screens and strainers. Then squirt a solution of 3 ounces of this product per 128 ounces of water around the edges and top. Allow solution to flow down over surfaces. Allow it to stand several minutes before scrubbing, then flush and rinse. To disinfect, allow solution to remain in urinal at least 10 minutes after scrubbing.

(Or)

TO DISINFECT URINAL:

1. Remove gross filth and heavy soil deposits.
2. Apply solution of 3 ounces of this product per 128 ounces of water directly to urinal surfaces including water outlets area for general cleaning.
3. Then pour additional solution of 1 oz of this product on applicator.
4. Clean entire unit, especially under rim at water outlets, with applicator.
5. Remove screen trap to deodorize drain and apply 1 ounce directly on edge and into drain.
6. Wait 10 minutes, flush and rinse applicator.

TO CLEAN WATERFREE (WATERLESS) URINALS: Remove any debris from the bowl. Spray (product name) onto urinal surface. DO NOT spray product directly onto cartridge. Wipe surface to clean. Change cartridge as needed.

DEEP CLEANING/DISINFECTING WATERFREE (WATERLESS) URINALS: Remove and properly dispose of cartridge according to manufacturer's directions. Deep clean or disinfect the entire urinal by applying 3-6 ounces of this product directly onto surface. Brush (scrub) surfaces and let solution stand for 10 minutes. Dry surface with a soft cloth. Do not pour excess or soiled water down waterless urinal trap.

FOR HEAVY DUTY CLEANING: Pre-clean surface. Empty toilet bowl or urinal and apply 6 ounces per gallon (or equivalent use dilution) use solution to exposed surfaces including under the rim with a cloth, mop, sponge or sprayer. Brush or swab thoroughly and allow solution to stand for 10 minutes and flush. For sprayer application, use a coarse spray device.

TO DISINFECT TUBS, SHOWER STALLS, SINKS, FAUCETS: Swab area and remove gross filth and heavy soil. Apply 3 ounces of (product name) per gallon of water (585 ppm active quat) (or equivalent use dilution) onto surface to be cleaned or apply with cloth, mop, sprayer or sponge to wet all surfaces thoroughly and allow surface to remain wet for at least 10 minutes. Wipe around with damp cloth, mop or sponge. Do not allow solution to dry on surface. Rinse thoroughly with water.

FOR USE TO CLEAN AND DISINFECT SHOWER ROOMS, LOCKER ROOMS AND OTHER LARGE OPEN AREAS WITH FLOOR DRAINS:

1. Pre-clean heavily soiled areas.
2. Apply Use Solution of 3 ounces per gallon of water (or equivalent use dilution) (585 ppm quat active) to floors, walls and ceilings making sure not to over spray. To disinfect, all surfaces must remain wet for 10 minutes.
Special instructions for foam guns: Pour concentrate into foam gun bottle and attach bottle to spray nozzle and ensure gun is attached to hose. (Note: See foam gun instructions for more information. Make sure setting is set for a 1:42 dilution.) Once in place, squeeze the handle to disperse foam solution. To disinfect, all surfaces must remain wet for ten (10) minutes. (Foam guns not for use in California.)
3. Scrub using deck brush or other coarse material as necessary.
4. Rinse surfaces thoroughly and let air dry.

Note: Rinsing is not necessary unless floors are to be coated with finish or restorer. All food contact surfaces, such as appliances and kitchen countertops, must be rinsed with

potable water. Do not use this product to clean or disinfect glassware, utensils, dishes or interior surfaces of appliances.

RV HOLDING TANKS/RECREATIONAL VEHICLES: For toilet waste and holding tanks, cover bottom of holding tank with water and 3 ounces per gallon of water (585 ppm active quat) (or equivalent use dilution) to deodorize. If odors return before time to empty, add 3 ounces to the tank. For kitchen waste, add 1 ounce to gray water tank as needed to control malodors created by dirty dishwasher.

FUNGICIDAL/DEODORIZATION / MOLD & MILDEW

FUNGICIDAL PERFORMANCE: This product is an effective fungicide against *Trichophyton mentagrophytes* (the athlete's foot fungus) when used on surfaces in areas such as locker rooms, dressing rooms, shower and bath areas, exercise facilities on inanimate, hard, non-porous surfaces at 3 oz. per gallon use-level. Treated surface must remain wet for 10 minutes. Allow to air dry.

MOLD AND MILDEW CONTROL: At 3 ounces per gallon, this product will effectively inhibit the growth of mold and mildew and the odors caused by them when applied to hard, non-porous surfaces (as indicated in general instructions above). Thoroughly wet all treated surfaces completely. Treated surfaces must remain wet for 10 minutes. Allow to dry on surface and repeat when mildew growth returns.

GENERAL DEODORIZATION: To deodorize, add 3 ounces of this product to 1 gallon of water (or equivalent use dilution) (585 ppm active quat). Treated surfaces must remain wet for 10 minutes. Excess material must be wiped up or allowed to air dry.

CLEANING/DEODORIZING DIRECTIONS: Add 3 ounces per gallon of water (585 ppm active quat) (or equivalent use dilution) to clean and deodorize hard, non-porous surfaces such as windows, mirrors and non-food contact glass surfaces. Apply solution with a mop, cloth, sponge or mechanical sprayer so as to wet all surfaces thoroughly. For sprayer applications, use a coarse spray device. Spray 6-8 inches from surface. All surface to air dry or wipe up excess liquid. Rub with sponge or cloth. Do not breathe spray.

FOR DEODORIZING GARBAGE CANS, GARBAGE TRUCKS, INDUSTRIAL WASTE RECEPTACLES AND GARBAGE HANDLING EQUIPMENT: It is especially important to preclean for the product to perform properly. Use 1 ounce per gallon of this product or other suitable detergent system for pre-cleaning step. Then, apply a wetting concentration of 13 ounces of this product per gallon of water (or equivalent use dilution) (2,500 ppm quat active). Treated surfaces must remain wet for 10 minutes.

FOR DEODORIZING SEPTIC STORAGE TANKS: When tanks are empty, pour 3 oz. per gallon of water (585 ppm active quat) (or equivalent use dilution) into septic storage tank on recreational vehicles, campers and boats to control the bacteria that can cause odors. As tank fills with sewage and the vehicle is moving, this solution will mix and provide an adequate deodorizing solution for this use. This product is to be used on gray and black water tanks only. Check with local, state, or federal authorities before disposing of sewage in accordance to federal, state and local regulations for waste disposal. (Not for use in CA)

AIR FRESHENER/AUTOMOTIVE USES: Effective on smoking and food odors (garlic, fish, onions, etc.), automobile odors from tobacco, musty carpet smell, and beverage smells will be eliminated. A solution of 3 oz. per gallon of water (585 ppm active quat) (or equivalent use dilution) will effectively neutralize damp musty odors. Spray or apply onto seats, carpets, headliner and ashtray or into trunk and all vents to eliminate odors from tobacco, beverage spills and musty carpet. For sprayer applications, use a coarse spray device. Allow surfaces to air dry.

FOR ODORS CAUSED BY DOGS, CATS AND OTHER DOMESTIC ANIMALS: Use on rugs, floors, walls, tile, cages, crates, mats, litter boxes, floor coverings, or any surface soiled by a pet. Test a small inconspicuous area first. Blot problem area. Then follow directions for "General Deodorization".

TO CONTROL THE GROWTH OF MOLD AND MILDEW ON LARGE INFLATABLE NON-POROUS PLASTIC AND RUBBER STRUCTURES (animals, promotional items, moonwalks, slides, obstacle course play and exercise equipment): Thoroughly clean all surfaces with soap or detergent and rinse with water. Saturate surfaces with a use solution of 3 ounces per gallon (585 ppm active quat) of water (or equivalent dilution) for a period of 10 minutes. Ventilate buildings and other closed spaces. Do not use equipment until treatment has been absorbed, set or dried.

FOR DISINFECTION AND TO CONTROL THE GROWTH OF MOLD AND MILDEW ON NON-POROUS ATHLETIC EQUIPMENT (wrestling and gymnastic mats, athletic training tables, physical therapy tables, athletic helmets, wrestling/boxing headgear, athletic shoe soles): Thoroughly clean all surfaces with soap or detergent and rinse with water. Saturate surfaces with a use solution of 3 ounces per gallon (585 ppm active quat) of water (or equivalent use dilution) for a period of 10 minutes. Ventilate buildings and other closed spaces. Do not use equipment until treatment has been absorbed, set or dried.

OTHER USES

DIRECTIONS FOR HOUSEHOLD USE

KITCHEN/BATHROOM/HOUSEHOLD CLEANING: Apply 3 oz per gallon of water (585 ppm active) (or equivalent use dilution) solution with a cloth, sponge, mop or directly on surface with a mechanical spray. If a mechanical spray is used spray must be coarse. Hold container 6 inches to 8 inches from surface and spray until thoroughly wet. Wipe the soiled area clean. This product is not to be used on dishware, glasses or eating utensils.

DISINFECT/DEODORIZE: To disinfect hard, non-porous surfaces such as floors, walls, counters, sinks, tubs, toilets, glazed tile, exterior surfaces of appliances, refrigerators or freezers, microwave exteriors, stove tops and hoods, tables, garbage pails, and faucets, apply 3 oz per gallon of water (585 ppm active) (or equivalent use dilution) with cloth, sponge, mop or mechanical spray. If a mechanical spray is used, spray must be coarse. Hold container 6 inches to 8 inches from surface and spray until thoroughly wet. Treated surface must remain wet for 10 minutes before wiping. For heavily soiled areas a pre-cleaning step is required. The pre-cleaning step must be done according to the Kitchen/Bathroom/Household Cleaning directions. Rinse with potable water after use on surfaces that come in contact with food.

SANITIZER DIRECTIONS FOR NON-FOOD CONTACT SURFACES

FOR SANITIZING HARD, NON-POROUS WHIRLPOOL UNITS: To remove body oils, dead tissue, soil and all other buildups or organic matter on inanimate surfaces after using the whirlpool unit, drain the water and refill with fresh water to just cover the intake valve. Add ¼ ounce of this product for each gallon of water (or equivalent use dilution) (150 ppm active quat) in the unit at this point. Briefly start the pump to circulate the solutions. Turn off pump. Wash down the unit sides, seat of the chair lift, and any/all related equipment with a clean swab, brush or sponge. Treated surfaces must remain wet for 2 minutes. After the unit has been thoroughly sanitized, drain solutions from the unit and rinse any/all cleaned surfaces with fresh water. Repeat for heavy soiled units. The unit is ready for reuse.

SANITIZATION of EXTERIOR HOUSEHOLD SURFACES DIRECTIONS

18/24

Preparation of Use Solution: Add ¼ oz per gallon of water (150 ppm active) (or equivalent use dilution) to sanitize hard, non-porous exterior surfaces such as vinyl, plastic, sealed concrete, painted or sealed woodwork, and sealed stucco. Surfaces to be treated include house siding, decks, patios, walkways and driveways.

Application: Preclean surfaces. Apply solution with a mop, cloth, sponge, hand pump trigger sprayer, or with a low-pressure (less than 60 psi) airless sprayer so as to wet all surfaces thoroughly. Treated surfaces must remain wet for 2 minutes. Wearing suitable respiratory protective equipment to control exposure to spray, pressure wash surfaces to thoroughly clean all treated areas using a high-pressure spray. Do not breathe spray. One-half gallon of diluted product will treat 200-300 sq ft of surface. User must wear protective eyewear as well as respiratory protective equipment.

DIRECTIONS FOR ALTERNATE CONTAINERS/DELIVERY SYSTEMS

AUTOMATED DILUTION SYSTEM (DILUTION SYSTEMS TRADE NAME)
INSTRUCTIONS: Remove cap/spray nozzle from empty container. Fill empty container with a newly prepared use-solution. Replace cap/spray nozzle. Place correct use-dilution label on newly filled container. (1839-167)

BAG-IN BOX CONTAINERS

How to use this package: This package is designed to be used with dilution control systems only. Open package and connect to dispense according to directions on the box.

TRIGGER SPRAYERS: Fill bottle from dispenser. Apply to surfaces according to directions above.

MOP BUCKETS: Fill bucket from dispenser. Set up "Wet Floor" signs. Mop floor surfaces as specified in directions above.

PACKETS (For pre-measured tear open packets)

(Simply) (Tear) open and pour contents into 1 gallon of water. Keep packets in box until ready to use.

OR

Pour contents of (1 oz) packet into 1 gallon of water. Keep packets in box until ready to use.

REFILLS

TO REFILL CONCENTRATE FROM LARGE CONTAINERS INTO SMALLER CONTAINERS: This product can be used to fill and refill clean, properly labeled containers for dilution elsewhere within your facility. Make sure the small container has been cleaned, dried and properly labeled according to state and local regulations. Also make sure other items (funnels or hand pumps) are properly cleaned and dried. To refill, simply pour (or pump product) from the larger container directly into the smaller one being careful not to spill any product. Keep both containers sealed when not in use.

(If the container is greater than one gallon use the following storage and disposal statements)

STORAGE AND DISPOSAL

Do not contaminate water, food, or feed by storage and disposal

PESTICIDE STORAGE: Open dumping is prohibited. Store only in original container. Do not reuse empty container. Keep this product under locked storage sufficient to make it inaccessible to children or persons unfamiliar with its proper use.

PESTICIDE DISPOSAL: Pesticide wastes are acutely hazardous. Improper disposal of excess pesticide, spray mixture or rinsate is a violation of federal law. If these wastes cannot be disposed of by use according to label instructions, contact your State Pesticide or Environmental Control Agency, or the Hazardous Waste Representative at the nearest EPA Regional Office for guidance.

CONTAINER DISPOSAL (Larger than 1 gal.) – Triple rinse (or equivalent). Then offer for recycling or reconditioning, or puncture and dispose of in a sanitary landfill, or by other procedures approved by state and local authorities. In addition, plastic containers may be disposed of by incineration, or if allowed by state and local authorities, by burning. If burned, stay out of smoke.

(If container is one gallon or less use the following storage and disposal statements)

STORAGE AND DISPOSAL

Store in original container in areas inaccessible to small children. Do not store on side. Avoid creasing or impacting of side walls. Do not reuse empty container. Wrap and discard in trash (or recycle).

(Note to Reviewer: The following statements should be considered as alternate statements at this time. However, they will be required on the label after 8/16/10 per the Container Standard Regulations. We are including the statements for review at this time because our customers are inquiring whether they can make these statements on their labels now.)

(OR)

STORAGE AND DISPOSAL

Do not contaminate water, food, or feed by storage and disposal.

(FOR USE ON NON-REFILLABLE CONTAINERS WITH HOUSEHOLD/RESIDENTIAL USES)

PESTICIDE STORAGE: Open dumping is prohibited. Store only in original container. Do not reuse empty container. If a leaky container must be contained within another, mark the outer container to identify the contents. Store pesticides away from food, pet food, feed, seed, fertilizers, and veterinary supplies. Keep this product under locked storage sufficient to make it inaccessible to children or persons unfamiliar with its proper use.

PESTICIDE DISPOSAL/CONTAINER HANDLING: Non-refillable container. Do not reuse or refill this container. Triple rinse (or equivalent). Wrap and put in trash or offer for recycling if available.

Batch Code: *(Can be placed on container or label)*

(FOR USE ON NON-REFILLABLE CONTAINERS WITH NO HOUSEHOLD/RESIDENTIAL USES)

PESTICIDE STORAGE: Open dumping is prohibited. Store only in original container. Do not reuse empty container. If a leaky container must be contained within another, mark the outer container to identify the contents. Store pesticides away from food, pet food, feed, seed, fertilizers, and veterinary supplies. Keep this product under locked storage sufficient to make it inaccessible to children or persons unfamiliar with its proper use.

PESTICIDE DISPOSAL: Pesticide wastes are acutely hazardous. Improper disposal of excess pesticide, spray mixture or rinsate is a violation of Federal Law. If these wastes cannot be disposed of by use according to label instructions, contact your State Pesticide or Environmental Control Agency, or the Hazardous Waste Representative at the nearest EPA Regional Office for guidance.

CONTAINER HANDLING: Non-refillable container. Do not reuse this container to hold materials other than pesticides or diluted pesticides (rinsate). Triple rinse (or equivalent). After emptying and cleaning, it may be allowable to temporarily hold rinsate or other pesticide-related materials in the container. Contact your state regulatory agency to determine allowable practices in your state. Offer for recycling for available or puncture and dispose in a sanitary landfill, or by other

procedures approved by state and local authorities. If rinsate cannot be used, follow pesticide disposal instructions. If not triple rinsed, these containers are acute hazardous wastes and must be disposed in accordance with local, state and federal regulations.

RESIDUE REMOVAL INSTRUCTIONS: *(For containers less than one gallon)*

Triple rinse container (or equivalent) promptly after emptying. Triple rinse as follows: empty the remaining contents into application equipment or a mix tank and drain 10 seconds after the flow begins to drip. Fill the container ¼ full with water and recap. Shake for 10 seconds. Pour rinsate into application equipment or a mix tank or store rinsate for later use or disposal. Drain for 10 seconds after the flow begins to drip. Repeat this procedure two more times.

RESIDUE REMOVAL INSTRUCTIONS: *(For containers greater than one gallon)*

Triple rinse container (or equivalent) promptly after emptying. Triple rinse as follows: Empty remaining contents into application equipment or a mix tank. Fill the container ¼ full with water. Replace and tighten closures. Tip container on its side and roll it back and forth, ensuring at least one complete revolution, for 30 seconds. Stand the container on its end and tip it back and forth several times. Turn the container over onto its other end and tip it back and forth several times. Empty the rinsate into application equipment or a mix tank or store rinsate for later use or disposal. Repeat this procedure two more times.

BATCH CODE: *(Can be placed on container or label)*

(FOR USE ON REFILLABLE CONTAINERS)

PESTICIDE STORAGE: Open dumping is prohibited. Store only in original container. If a leaky container must be contained within another, mark the outer container to identify the contents. Store pesticides away from food, pet food, feed, seed, fertilizers, and veterinary supplies. Keep this product under locked storage sufficient to make it inaccessible to children or persons unfamiliar with its proper use.



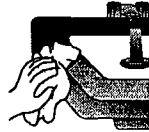
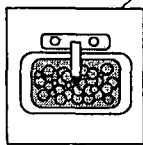

CONTAINER HANDLING: Triple rinse (or equivalent). Refill this container with this product only. Do not reuse this container for any other purpose.

PESTICIDE DISPOSAL: Pesticide wastes are acutely hazardous. Improper disposal of excess pesticide, spray mixture or rinsate is a violation of Federal Law. If these wastes cannot be disposed of by use according to label instructions, contact your State Pesticide or Environmental Control Agency, or the Hazardous Waste Representative at the nearest EPA Regional Office for guidance.

RESIDUE REMOVAL INSTRUCTIONS: Cleaning the container before final disposal is the responsibility of the person disposing of the container. Cleaning before refilling is the responsibility of the refiller. To clean the container before final disposal, empty the remaining contents from this container into application equipment or a mix tank. Fill the container about 10 percent full with water. Agitate vigorously or recirculate water with the pump for 2 minutes. Pour or pump rinsate into application equipment or rinsate collection system. Repeat this rinsing procedure two more times.

20/24


(Note to Reviewer: These icons have been requested by our customers and will appear on the label with the appropriate directions.)



WARNING
AVISO

CHILDREN CAN FALL INTO BUCKET AND DROWN. KEEP CHILDREN AWAY FROM BUCKETS WITH EVEN A SMALL AMOUNT OF WATER.

Niños pueden caer dentro de el balde y ahogarse. Manté los niños de el balde aunque solamente tenga un poco de agua.



DISINFECTANT



DESINFECTANTE

KSA

KOSHER

ref 1e

(Note to Reviewer: These icons have been requested by our customers and will appear on the label with the appropriate formula fragrance.)



Floral Scent



Floral Scent



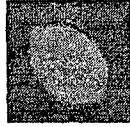
Floral Scent



Floral Scent



Lemon Scent



Lemon Scent



Lemon Scent



Lime Scent



Lemon/Cherry/Apple Scent




Orange Scent



Pine Scent




Pine Scent



Pine Scent



Mint Scent



Tropical Scent



Tropical Scent



Tropical Scent



Tropical Scent

**FOR DISINFECTION, *VIRUCIDAL, FUNGICIDAL USE
THREE-OUNCE PACKET TO BE USED WITH MASTER
CONTAINER LABEL**

MIX EACH PACKET WITH 1 GALLON OF WATER

MAQUAT 2.5-M

E.P.A. Reg. No. 10324-83 E.P.A. Est. No. 10324-IL-1

NET CONTENTS: 3.0 FLUID OZ.

ACTIVE INGREDIENTS:

Octyl Decyl Dimethyl Ammonium Chloride0.750%
Didecyl Dimethyl Ammonium Chloride0.375%
Dioctyl Dimethyl Ammonium Chloride0.375%
Alkyl (C₁₄, 50%; C₁₂, 40%; C₁₆, 10%)
dimethyl benzyl ammonium chloride.....1.000%

INERT INGREDIENTS:.....97.500%

TOTAL.....100.000%

KEEP OUT OF REACH OF CHILDREN

DANGER

SEE OUTER CONTAINER FOR PRECAUTIONARY STATEMENTS AND
USE DIRECTIONS

DISPOSAL: Do not reuse container. Wrap and put in trash.

MASON CHEMICAL COMPANY
"THE QUATERNARY SPECIALISTS"

721 W. Algonquin Road
Arlington Heights, IL 60005

847-290-1621

Toll Free:
1-800-362-1855



**FOR NON-FOOD CONTACT SANITIZER USE
0.75-OUNCE PACKET TO BE USED WITH MASTER
CONTAINER LABEL**

MIX EACH PACKET WITH 1 GALLON OF WATER

MAQUAT 2.5-M

E.P.A. Reg. No. 10324-83 E.P.A. Est. No. 10324-IL-1

NET CONTENTS: 0.75 FLUID OZ.

ACTIVE INGREDIENTS:

Octyl Decyl Dimethyl Ammonium Chloride.....0.750%
Didecyl Dimethyl Ammonium Chloride0.375%
Dioctyl Dimethyl Ammonium Chloride0.375%
Alkyl (C₁₄, 50%; C₁₂, 40%; C₁₆, 10%)
dimethyl benzyl ammonium chloride.....1.000%

INERT INGREDIENTS:.....97.500%

TOTAL.....100.000%

KEEP OUT OF REACH OF CHILDREN

DANGER

SEE OUTER CONTAINER FOR PRECAUTIONARY STATEMENTS AND
USE DIRECTIONS

DISPOSAL: Do not reuse container. Wrap and put in trash.

MASON CHEMICAL COMPANY
"THE QUATERNARY SPECIALISTS"

721 W. Algonquin Road
Arlington Heights, IL 60005

847-290-1621

Toll Free:
1-800-362-1855



SECONDARY CONTAINER LABEL

(Note to Reviewer: This secondary container label will be used only when the product is diluted in accordance with the use directions.)

MAQUAT 2.5-M

E.P.A. Reg. No. 10324-83 E.P.A. Est. No. 10324-IL-1

The product in this container is diluted as directed on the pesticide product label.

ACTIVE INGREDIENTS:

Octyl Decyl Dimethyl Ammonium Chloride 0.750%
Didecyl Dimethyl Ammonium Chloride 0.375%
Dioctyl Dimethyl Ammonium Chloride 0.375%
Alkyl (C₁₄, 50%; C₁₂, 40%; C₁₆, 10%)
dimethyl benzyl ammonium chloride..... 1.000%

INERT INGREDIENTS:..... 97.500%
TOTAL 100.000%

KEEP OUT OF REACH OF CHILDREN

CAUTION

PRECAUTIONARY STATEMENTS

HAZARDS TO HUMANS AND DOMESTIC ANIMALS

DANGER. Corrosive. Causes irreversible eye damage and skin burns. May be fatal if absorbed through the skin. Harmful if swallowed. Do not get into eyes, on skin or on clothing. Wear goggles or face shield and rubber gloves and protective clothing when handling. Wash thoroughly with soap and water after handling and before eating, drinking, chewing gum, using tobacco or using the toilet. Remove contaminated clothing and wash clothing before reuse.

CONTAINER HANDLING: Triple rinse (or equivalent). Refill this container with this product only. Do not reuse this container for any other purpose.

Follow the directions for use on the pesticide label when applying this product. See product label for Storage and Disposal instructions.

MASON CHEMICAL COMPANY

"THE QUATERNARY SPECIALISTS"

721 W. Algonquin Road
Arlington Heights, IL 60005



847-290-1621

Toll Free:
1-800-362-1855