



UNITED STATES ENVIRONMENTAL PROTECTION AGENCY
WASHINGTON, D.C. 20460

December 24, 2014

OFFICE OF CHEMICAL SAFETY
AND POLLUTION PREVENTION

Lisa M. Amadio
Mason Chemical Company
721 W. Algonquin Road
Arlington Heights, IL 60005

Subject: PRIA Label and CSF Amendment – Submission of UDM data in support of efficacy claims, Revising Basic and Alternate CSFs 1-8, Updating label format.
Product Name: Maquat 615-HD
EPA Registration Number: 10324-72
Application Date: May 29, 2014
Decision Number: 491781

Dear Ms. Amadio:

The amended label and CSF(s) referred to above, submitted in connection with registration under the Federal Insecticide, Fungicide and Rodenticide Act, as amended, are acceptable. This approval does not affect any conditions that were previously imposed on this registration. You continue to be subject to existing conditions on your registration and any deadlines connected with them.

A stamped copy of your labeling is enclosed for your records. This labeling supersedes all previously accepted labeling. You must submit one copy of the final printed labeling before you release the product for shipment with the new labeling. In accordance with 40 CFR 152.130(c), you may distribute or sell this product under the previously approved labeling for 18 months from the date of this letter. After 18 months, you may only distribute or sell this product if it bears this new revised labeling or subsequently approved labeling. "To distribute or sell" is defined under FIFRA section 2(gg) and its implementing regulation at 40 CFR 152.3.

Please note that the record for this product currently contains the following CSF(s):

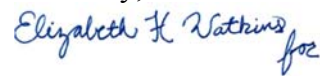
- Basic CSF dated 05/28/2014
- Alternate CSF #s 1 to 8 dated 05/28/2014

Should you wish to add/retain a reference to the company's website on your label, then please be aware that the website becomes labeling under the Federal Insecticide Fungicide and Rodenticide Act and is subject to review by the Agency. If the website is false or misleading, the product would be misbranded and unlawful to sell or distribute under FIFRA section 12(a)(1)(E). 40

CFR 156.10(a)(5) list examples of statements EPA may consider false or misleading. In addition, regardless of whether a website is referenced on your product's label, claims made on the website may not substantially differ from those claims approved through the registration process. Therefore, should the Agency find or if it is brought to our attention that a website contains false or misleading statements or claims substantially differing from the EPA approved registration, the website will be referred to the EPA's Office of Enforcement and Compliance.

Your release for shipment of the product constitutes acceptance of these conditions. If these conditions are not complied with, the registration will be subject to cancellation in accordance with FIFRA section 6. If you have any questions concerning this letter, please contact Emilia Oiguenblik at (703) 347 0199 or Velma Noble at (703) 308-6233.

Sincerely,



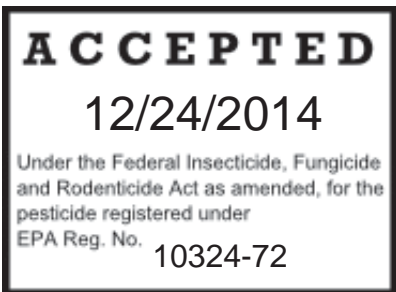
Velma Noble
Product Manager 31
Regulatory Management Branch I
Antimicrobials Division (7510P)
Office of Pesticide Programs

Enclosure: Stamped label, Efficacy Review DP 420804

MAQUAT[®] 615-HD

(Note to Reviewer: Marketing claims may be used on the front panel.)

**Cleaner • Disinfectant • {Non-Food Contact} Sanitizer • Fungicide
• Deodorizer • Mildewstat • Virucide***



ACTIVE INGREDIENTS:

Alkyl (50% C ₁₄ , 40% C ₁₂ , 10% C ₁₆)	
Dimethyl Benzyl Ammonium Chloride.....	8.68%
Octyl Decyl Dimethyl Ammonium Chloride.....	6.50%
Didecyl Dimethyl Ammonium Chloride.....	3.26%
Diocetyl Dimethyl Ammonium Chloride.....	3.26%

OTHER INGREDIENTS:78.30%

TOTAL:100.00%

KEEP OUT OF REACH OF CHILDREN
DANGER {PELIGRO}
 {See [{left} {back} {side} {right} {panel} {of label}] {below}] for {additional}
 {precautionary statements}{and}{or}{first aid}}.

(Note to Reviewer: First Aid may only appear on different area of the container label if the Front Panel is less than 12 square inches in total.)

FIRST AID

In case of emergency, call a poison control center or doctor for treatment advice. Have the product container or label with you when calling a poison control center or doctor, or going for treatment.

IF IN EYES: Hold eye open and rinse slowly and gently with water for 15-20 minutes. Remove contact lenses, if present, after the first 5 minutes, then continue rinsing eye.

IF ON SKIN: Take off contaminated clothing. Rinse skin immediately with plenty of water for 15-20 minutes.

IF SWALLOWED: Call a poison control center or doctor immediately for treatment advice. Have person sip a glass of water if able to swallow. Do not induce vomiting unless told to do so by a poison control center or doctor. Do not give anything by mouth to an unconscious person.

IF INHALED: Move person to fresh air. If person is not breathing, call 911 or an ambulance, then give artificial respiration, preferably mouth-to-mouth, if possible.

NOTE TO PHYSICIAN: Probable mucosal damage may contraindicate the use of gastric lavage.

{For [{chemical}{and}{or}{medical}{and}{or}{environmental}] emergencies, call {insert name and/or number of emergency contact} {hours of operation}{24 hours a day}{7 days a week}}.



{See {additional} {sheet} {insert} for {other} (directions for use) {information} {claims} {organisms}.}

Net Contents:

{{Batch}{Lot} No} {Manufacturing Date}:
{Product of USA} {Made in the USA}

MAQUAT[®] 615-HD

ORGANISM LIST

(Note to Reviewer: The list of organisms can be formatted into paragraph form using a comma to separate organisms.)

DISINFECTION PERFORMANCE {IN INSTITUTIONS {(Hospitals, Dental Offices, Nursing Homes, and Other Health Care Institutions)} AND NON-MEDICAL FACILITIES {(Households, Schools, Restaurants, Food Services, Beverage, Food Processing Plants and Other Non-Medical Facilities)}}: This product kills the following bacteria in 10 minutes at 0.5 oz. per gallon of water {(850 ppm active)} in 400 ppm hard water, 5% soil on hard, non-porous surfaces:

Burkholderia cepacia {(ATCC 25416)}
Campylobacter jejuni {(ATCC 29428)}
Corynebacterium ammoniagenes {(ATCC 6871)}
Enterobacter aerogenes {(ATCC 13048)}
Enterobacteriaceae {(ATCC BAA-72)}
{(with extended beta-lactamase resistance)}
Enterobacter cloacae {(Clinical Isolate)}
Enterococcus faecalis {(ATCC 19433)}
Enterococcus faecium {(Clinical Isolate)} {(VRE)}{(Vancomycin Resistant)}
Escherichia coli {(ATCC 11229)}
Escherichia coli {(Clinical Isolate)} {(Antibiotic resistant)}
Escherichia coli O157:H7 {(ATCC 35150)}
Klebsiella pneumoniae {(ATCC 13883)}
Klebsiella pneumoniae {(Clinical Isolate)} {(Antibiotic resistant)}
Legionella pneumophila {(ATCC33153)}
Listeria monocytogenes {(ATCC 984)}
Proteus mirabilis {(Clinical Isolate)}
Proteus vulgaris {(ATCC 33420)}
Pseudomonas aeruginosa {(ATCC 15442)}
Pseudomonas aeruginosa {(Clinical Isolate)} {(Antibiotic resistant)}
Pseudomonas species {(ATCC 25415)}
Salmonella enterica {(ATCC 10708)}
Salmonella schottmuelleri {(ATCC 8759)}
Salmonella typhi {(ATCC 6539)}
Serratia marcescens {(ATCC 43861)}
Shigella dysenteriae {(ATCC 9361)}
Shigella flexneri {(ATCC 12022)}
Shigella sonnei {(ATCC9290)}
Staphylococcus aureus {(ATCC 6538)}
Staphylococcus aureus {(CA MRSA)} {(Community Acquired Methicillin Resistant)} {(Genotype USA400)}
Staphylococcus aureus {(MRSA)}
{(Methicillin resistant)} {(ATCC 33591)}
Staphylococcus epidermidis {(Clinical Isolate)}
{(Antibiotic resistant)}
Streptococcus pyogenes {(ATCC 19615)}
Vibrio cholerae {(ATCC 11623)}

VIRUCIDAL* PERFORMANCE: This product kills the following viruses in 10 minutes at 0.5 oz. per gallon of water {(850 ppm active)} in 400 ppm hard water, 5% soil on hard, non-porous surfaces:

Avian Influenza A/Turkey/Wisconsin Virus {(VR-798)}
Avian Influenza A Virus {(H5N1)}
Hantavirus {(University of New Mexico)}
Hepatitis B Virus {(HBV)} {(Clinical Isolate)}
Hepatitis C Virus {(HCV)} {(Clinical Isolate)}
Herpes Simplex Type1 Virus {(VR-260)}
Herpes Simplex Type2 Virus {(VR-734)}
Human Immunodeficiency Virus Type 1* {(HIV-1)} {(AIDS Virus)}
Human Coronavirus {(VR-740)}
Influenza A/Brazil Virus {(Clinical Isolate)}
Influenza A Virus {(H1N1)} {(VR-1469)}
Respiratory Syncytial Virus {(VR-26)}
Vaccinia Virus {(Smallpox Vaccine Virus)} {(Clinical Isolate)}

*Indicates a 2 minute contact time is required for this claim.

ANIMAL PREMISE VIRUCIDAL* PERFORMANCE: This product kills the following viruses in 10 minutes at 0.5 oz. per gallon of water {(850 ppm active)} in 400 ppm hard water, 5% soil on hard, non-porous surfaces:

Avian Influenza A/Turkey/Wisconsin Virus {(VR-798)}
Avian Influenza A Virus {(H5N1)}
Canine Coronavirus {(VR-809)}
Canine Distemper Virus {(Onderstepoort Strain)}
Infectious Bovine Rhinotracheitis {(IBR)} Virus {(VR-188)}
Newcastle Disease Virus {(VR-109)}
Pseudorabies Virus {(VR-135)}

NON-FOOD CONTACT SANITIZING PERFORMANCE: This product is an effective one-step sanitizer in 1 minute at 0.5 oz. per 5.5 gallons of water {(150 ppm active)} in 400 ppm hard water, 5% soil on hard, non-porous surfaces against:

Klebsiella pneumoniae {(ATCC 4352)}
Staphylococcus aureus {(ATCC 6538)}

FUNGISTATIC PERFORMANCE: This product kills the following fungi in 10 minutes at 0.75 oz. per gallon of water in 400 ppm hard water, 5% soil on hard, non-porous surfaces:

Candida albicans {(ATCC 10231)}
Trichophyton mentagrophytes {(ATCC 9533)} {(Athlete's foot fungus)}
{(a cause of Ringworm)}

MILDEWSTATIC PERFORMANCE: This product controls the following mold in 10 minutes at 0.5 oz. per gallon of water in 400 ppm hard water, 5% soil on hard non-porous surfaces:

Aspergillus niger {(ATCC 6275)}

TABLE OF CONTENTS

(Note to Reviewer: The Table of Contents will not be on any label. This is for our customer's reference only.)

ORGANISM LIST 2

TABLE OF CONTENTS 3

MARKETING CLAIMS..... 4

HOSPITAL/HEALTH CARE/MEDICAL/NON-MEDICAL 10

GENERAL DISINFECTION 11

SANITIZING 12

FUNGICIDAL/MOLD/MILDEW..... 12

FOOD PROCESSING PREMISES 13

ANIMAL PREMISES..... 14

FOGGING 15

BARBER/SALON 16

RESTROOM/BATHROOM 17

DEODORIZATION/CLEANING 17

WATER AND SMOKE DAMAGE RESTORATION..... 18

OTHER USES..... 19

RESIDENTIAL/HOUSEHOLD USE..... 20

ALTERNATE CONTAINER/DELIVERY SYSTEMS..... 21

STORAGE AND DISPOSAL 22

PRECAUTIONARY STATEMENTS 22

MARKETING CLAIMS

(Note to Reviewer: Marketing text is considered optional. Commas and the words “and” “or” can be added to phrases to make text grammatically correct.)

{LOCATIONS/SURFACES}

(Note to Reviewer: The locations/surfaces have been grouped for space purposes only; they can be used individually or grouped together in any order. In the case where one or more location/surface is chosen, an “and” “&” “or” may be used to link locations/surfaces.)

This product is for use on hard, non-porous surfaces in *(insert location)*

This product *{when used as directed}* *{can be used}* *{is formulated to}* *{[disinfect] {clean} {sanitize} {deodorize}}* *{is formulated for use}* on *{washable}* hard, non-porous surfaces such as: *(insert surface)*

For use *{in}* *{on}* *(insert location/surface)*.

{With Organic Soil {Load} {Tolerance}}{For} (insert location)

{LOCATIONS}

- Airline terminals, airports, bus stations, train stations, transportation terminals, public facilities, shipping terminals, travel rest areas, waysides
- Automobiles, cars, trucks, campers, RV's, trailers, automotive garages, auto repair centers, bicycle shops
- Boats, ships, barges, cruise lines, cruise ships, watercraft
- Boxcars, tankers, tank trucks
- Buses, public transportation, trains, taxis, helicopters and airplanes
- Delivery trucks, garbage trucks, maintenance vehicles
- EMS & fire facilities, emergency vehicles, ambulances, police cars, fire trucks
- Police stations, Crime scenes, courthouses, correctional facilities, municipal government buildings, prisons, jails, penitentiaries, correctional institutions
- Recycling centers

- Athletic facilities and locker rooms, exercise rooms, exercise facilities, gyms, gymnasiums, fieldhouses
- Banks, churches, libraries, post offices
- Campgrounds, playgrounds, recreational facilities, picnic facilities
- Day care centers, {children}nurseries, kindergartens, and preschools
- Funeral homes, morgues, mortuaries, burial vaults, mausoleums, cadaver processing areas
- Health clubs, spas, tanning salons, tanning spas/beds, footbath surfaces, massage/facial salons, hair/nail/pedicure salons, barber/beauty shops, salons, tattoo parlors *(Not for use on needles or other skin piercing instruments)*
- Hotels, motels
- Museums, art galleries, performance/theater centers, movie houses, bowling alleys
- Restaurants, bars, kitchens, taverns, cafeterias, institutional kitchens, fast food operations, foodservice establishments, food storage areas, caterers, bakeries
- Schools, colleges, dormitories, classrooms, community colleges, universities
- Sports arenas, sports complexes
- Supermarkets, convenience stores, retail and wholesale establishments, department stores, shopping malls, gift shops, video stores, bookstores, dressing rooms and laundries, photocopy centers
- Veterinary clinics, animal life science laboratories, animal laboratories, animal research centers, animal quarantine areas, animal holding areas, zoos, equine farms, kennels, animal housing, dog/cat animal kennels, animal breeding facilities, breeding and grooming establishments, pet animal quarters, pet shops, tack shops, operating rooms, washing areas, waiting rooms, examination rooms and other animal care facilities

- Businesses, office buildings, work stations, break rooms, public restrooms, housekeeping, janitorial rooms
- Commercial florist and flower shops
- Cosmetic manufacturing facilities, medical device manufacturing facilities, biotechnology firms, pharmaceutical manufacturing facilities
- Factories, Computer manufacturing sites, toy factories, warehouses
- Institutional, commercial, industrial, institutions, commercial sites, industrial sites, institutional facilities, public places
- Laboratories

- Basements, cellars, bedrooms, attics, garages, living rooms and porches
- Bathrooms, restrooms, shower rooms, shower stalls, shower and bath areas
- Homes, households, condos, apartments, mobile homes, vacation cottages, summer homes
- Kitchens, bathrooms and other household areas

- Dairy, equine, poultry/turkey farms
- Farmhouses, barns, sheds, tool sheds, {cattle} {swine} {sheep} {horse} barns, pens and stalls, swine quarters, livestock farms, equine quarters, brooder houses, seed houses, veal, calving, hog, cattle and horse operations, chick vans, egg trucks, hatchery and farm vehicles
- Federally inspected meat and poultry plants
- Food establishments, coffee shops, donut shops, bagel stores, pizza parlors, liquor stores, wineries
- Food Handling and Process Areas
- Food processing plants, USDA inspected food-processing facilities, farms, dairy farms, hog farms, equine farms, poultry and turkey farms and egg processing plants, meat/poultry processing plants, meat/poultry producing establishments, mushroom farms, rendering plants, canneries, , meat packing plants, hide and leather processing plants
- Poultry Premise Sanitation {(Hatcheries)}:

Egg Receiving Area	Tray Dumping Area	Chick Processing Area
Egg Holding Area	Chick Holding Area	Chick Loading Area
Setter Room	Hatchery Room	Poultry Buildings
- Processing facilities for fish, milk, citrus, wine, fruit, vegetable, ice cream, and potatoes and beverage plants
- Swine Premise Sanitation:

Farrowing Barns and Areas	Dressing Plants	Blocks
Waterers and Feeders	Loading Equipment	Creep Area
Hauling Equipment	Nursery Chutes	
- Tobacco plant premises and equipment
- Hospitals, nursing homes, medical and dental offices and clinics, healthcare facilities, physician offices, operating rooms/theaters, radiology rooms, isolation wards, quarantine areas, hospices, and medical research facilities, washing areas, ICU areas, autopsy rooms, acute care institutions, alternate care institutions, home healthcare institutions, sick rooms
- Life care retirement communities, elder care centers, elder care facilities
- Patient care rooms & facilities, recovery rooms, Emergency Rooms, X-ray cat labs, exam rooms, newborn nurseries, neonatal units, orthopedics, respiratory therapy, surgical-centers, out-patient surgical centers, labs, blood collection rooms, central supply, ophthalmic/optometric facilities

{SURFACES}

- {Countertops}, {counters} countertop laminates, stovetops {stoves}, {bathroom}, {kitchen} sinks, tub surfaces, shelves, racks and carts, exterior surfaces of appliances, refrigerators, non-food contact surfaces of ice machines, microwave ovens
- Floors, finished floors, high speed burnished floors, conductive flooring, walls, ceilings, fixtures
- Glass surfaces, aluminum, brass, copper, laminated surfaces, metal, stainless steel, glazed porcelain, glazed ceramic, sealed granite, sealed marble, plastic {such as polycarbonate, polyvinylchloride, polystyrene or polypropylene}, sealed limestone, sealed slate, sealed stone, sealed terra cotta, sealed terrazzo, chrome, Plexiglass®, enameled surfaces, painted {finished} woodwork, Formica, vinyl and plastic upholstery, washable wallpaper, windows, mirrors, painted surfaces, baked enamel surfaces
- Highchairs, baby cribs, diaper changing stations, infant bassinets/cribs/warmers/ incubators/care equipment, folding tables, hampers, laundry pails, empty diaper pails
- Shower stalls, shower doors and curtains, bathtubs and glazed tiles, chrome plated intakes, toilets, toilet seats, toilet bowls, toilet bowl surfaces, urinals, empty diaper pails, portable and chemical toilets and latrine buckets, glazed porcelain, glazed tile and restroom fixtures, bathroom fixtures, basins, tubs, vanity tops
- Tables, chairs, desks, folding tables, workstations, bed frames, lifts, washable walls, cabinets, doorknobs and garbage cans/pails, trash barrels, trash cans, trash containers, cuspidors and spittoons, door knobs and handles
- Sealed Foundations, steps, plumbing fixtures, finished baseboards and windowsills
- And other hard, non-porous surfaces
- Automobile interiors, mats, crates, cabs, and wheels
- Commercial florist pots, flats and flower buckets, work areas and benches
- Crypton barrier fabric
- Footbath surfaces
- Hair clippers, cutting implements, plastic rollers, washable nail files
- Hard hats, headphones
- Hard, non-porous surfaces of picnic tables and outdoor furniture
- Kennel runs, cages, kennel/cages floors, conductive flooring, examination tables, veterinary x-ray tables, loading platforms, animal equipment
- Large inflatable, non-porous plastic and rubber structures such as animals, promotional items, moonwalks, slides, obstacle course play and exercise equipment
- Maintenance equipment
- Non-wooden picnic tables and outdoor furniture except cushions and wood frames
- Non-food contact surfaces of Slurpee® machines and drinking fountains
- Playground equipment
- Tanning spas/beds, tanning equipment
- Tattoo equipment (*Not for use on needles or other skin piercing instruments*)
- Telephones and telephone booths

- Ultrasonic baths, whirlpools, whirlpool bathtubs, waterbed conditioner
- Wrestling and gymnastic mats, athletic mats, athletic training tables, physical therapy tables, exercise equipment, athletic helmets, wrestling/boxing headgear, athletic shoe soles, locker room {areas}
- Beer fermentation and holding tanks, bottling or pre-mix dispensing equipment
- Food {preparation} {and} {storage} areas
- Hatchers, setters, trays, racks, egg flats, chick boxes, egg cases, vans and trash containers, seed houses, poultry/turkey equipment, carts, sexing tables, automated tray, rack and buggy washers, egg receiving and egg holding areas
- Harvesting and handling equipment
- Kitchen equipment such as trash compactors
- Meat packing plant surfaces such as livestock vehicles and holding pens, receiving areas and delivery chutes, slaughter areas and conveyors, hand, rub and guide rails, post knock cabinets, stands and flooring surfaces, chains and moving process lines, surfaces of equipment for hide operations consisting of brine curing, hide transfer bin surfaces, chutes, conveyors, tallow and animal feed production hard, non-porous surfaces, processed products and offal equipment surfaces, fabrication and processing areas covering cold storage areas, all stainless steel cut out and prep tables, counter tops, conveyors, chains, tables, floors, walls and all stainless surfaces
- Tobacco plant equipment
- External lenses, vision correction devices including eyeglasses, protective eyewear, goggles, light lens covers, optical instruments/implements (Not for use on contact lenses.)
- Hospital beds, bed railings, bedpans, wash basins, gurneys, traction devices, MRI, CAT, examining tables, scales, paddles, wheelchairs, hard nonporous surfaces of cervical collars and neck braces, spine backboards, stretchers, unit stools, CPR training mannequins, curing lights, light lens covers, slit lamps, operating room lights, operating tables, oxygen hoods, dental chairs/ countertops, examination tables, X-ray tables, ambulance equipment/ surfaces, medical equipment surfaces, anesthesia carts
- Exhaust fans, refrigerated storage and display equipment, coils and drain pans of air conditioning and refrigeration equipment and heat pumps
- Humidifier water tanks (Not for use in CA)

DISINFECTATION MARKETING CLAIMS

(Note to Reviewer: *The following marketing claims may be used with the prefix "This product".*)

- Athletic surface disinfectant.
- Can be used to disinfect, clean and deodorize terrarium and small animal cages, substrate and other hard, non-porous cage [{equipment} {furniture} {plastic terrarium ornaments} {heat caves} {and} {water dishes}]. (Do not use on porous rocks, hot rocks, and driftwood.)
- Cleans, disinfects and deodorizes hard, non-porous surfaces.
- Cleans, disinfects and deodorizes surfaces by killing many odor causing microorganisms and mold and mildew.
- Cleans, disinfects and deodorizes surfaces by killing odor causing microorganisms and mold and mildew.
- Cleans, disinfects and eliminates odors leaving surfaces smelling clean and fresh.
- Cleans, disinfects and deodorizes hard, non-porous {{hospital} {medical} surfaces} in one step {with no rinsing required}.
- Cleans, disinfects and deodorizes flower buckets, walls and floors of coolers, design and packing benches, countertops, shippers, greenhouse packing areas, buckets, garbage pails and other areas where obnoxious odors develop.
- Cleans and disinfects non-medical (i.e. industrial and firefighting) respirators in industrial, commercial and institutional premises.
- Cleans, sanitizes and disinfects hard non-porous surfaces of personal protective safety equipment, protective headgear, athletic helmets, wrestling/boxing headgear, athletic shoe soles, hard hats, headphones, half mask respirators, full face breathing apparatus, gas masks, goggles, spectacles, face shields, hearing protectors and ear muffs. Rinse all equipment that comes in prolonged contact with skin before reuse with clean warm water (about 120°F), and allow to air dry. (Precaution: Cleaning at 120°F temperature will avoid overheating and distortion of the personal safety equipment that would necessitate replacement.)
- Cleans, shines, deodorizes and disinfects all hard non-porous {household} surfaces {listed on the label}.
- Delivers non-acid disinfection performance in an economical concentrate.
- Disinfects {Disinfectant}.
- Disinfects {and sanitizes} hard, non-porous kitchen surfaces {bathroom surfaces and floors}.
- Has demonstrated effectiveness against Influenza A {(H1N1)} Virus.
- Has passed the Virucidal* Efficacy of a Disinfectant for Use on Inanimate Environmental Surfaces Utilizing {Duck} Hepatitis B Virus.
- Has passed the Virucidal* Efficacy of a Disinfectant for Use on Inanimate Environmental Surfaces Utilizing Bovine Viral Diarrhea Virus {BVDV} {surrogate for Human Hepatitis C Virus}.
- Has passed the Virucidal* Efficacy of a Disinfectant for Use on Inanimate Environmental Surfaces Utilizing Human {and Canine} Coronavirus.
- Has passed the Virucidal* Efficacy of a Disinfectant for Use on Inanimate Environmental Surfaces Utilizing Canine Coronavirus.
- Hospital use disinfectant.
- Institutional disinfectant.

- Has been designed for veterinarians, animal groomers, hair stylists, barbers and beauticians, for use in disinfecting and maintaining clippers.
- Is a broad-spectrum hard surface disinfectant that has been shown to be effective against Influenza A {(H1N1)} and other similar viruses.
- Is a concentrated Hospital Use disinfectant that is effective against a broad-spectrum of bacteria, is virucidal*, {and} fungicidal, and eliminates odor causing bacteria when used as directed.
- Is a {concentrated} non-acid {bowl and} bathroom cleaner, which cleans, disinfects and deodorizes.
- Is a disinfectant and non-food contact surface sanitizer for Cleanroom, and Laboratory areas to disinfect washable, hard, non-porous non-food contact surfaces such as: Laminar-airflow equipment and BioSafety Cabinet work surfaces and exterior surfaces of the following: countertops, sinks, plumbing fixture surfaces, incubators, Refrigerators and Centrifuge surfaces of metal, stainless steel, glass, plastic {such as polystyrene or polypropylene}, Formica[®], and vinyl.
- Is a no-rinse disinfectant cleaner that disinfects, cleans and deodorizes in one labor-saving step.
- Is a multi-surface cleaner, deodorizer and disinfectant.
- Is a one-step {hospital-use} germicidal {disinfectant} cleaner and deodorant {odor-counteractant} {odor neutralizer} designed for general cleaning, {and} disinfecting, {deodorizing} {and controlling mold and mildew on} {of} hard, non-porous surfaces.
- Is a phosphate-free formulation designed to provide effective cleaning, deodorizing and disinfection in areas where housekeeping is of prime importance in controlling the hazard of cross contamination on treated hard, non-porous surfaces.
- Is a one-step disinfectant that is effective against a broad-spectrum of bacteria, is virucidal* {including HIV-1, HCV & HBV} and inhibits the growth of mold and mildew and their odors when used as directed.
- Is a versatile cleaner, sanitizer and broad-spectrum disinfectant formulated for use on bath and therapy equipment {(Whirlpools)}.
- Is a versatile disinfectant and sanitizer for veterinarian, veterinary practice, animal care, animal laboratory, and agricultural and farm premise applications.
- Is a versatile {sanitizer and} broad-spectrum disinfectant formulated for use in Ultrasonic Baths {Ultrasonic cleaning units}.
- Is an effective [{bactericide}, {and} {virucide*}] (disinfectant) {non-food contact sanitizer} {fungicide}], in the presence of [{organic soil} {5% {blood} serum}]
- Is an effective fungicide against *Trichophyton mentagrophytes* (the athlete's foot fungus) when used on surfaces in areas such as locker rooms, dressing rooms, shower and bath areas, exercise facilities.
- Is designed to provide both general cleaning and disinfection.
- Is for use as a disinfectant on hard, non-porous surfaces {(at 850 ppm active)}.
- Is for or use in federally inspected meat and poultry plants on all hard, non-porous surfaces in inedible product processing areas, non-processing areas and/or exterior areas, federally inspected meat and poultry plants as a floor and wall cleaner for use in all departments, and federally inspected meat and poultry plants as a disinfectant agent for use in all departments.
- is used to clean, sanitize and disinfectant non-porous ambulance equipment and surfaces by rinsing all equipment that comes in prolonged contact with skin before reuse with clean warm water (about 120°F), and allow to air dry. (Precaution: Cleaning at 120°F temperature will avoid overheating and distortion of the ambulance equipment and surfaces that would necessitate replacement.)
- Is used to disinfect and sanitize non-porous salon/barber tools and instruments such as combs, clippers, plastic rollers, brushes, trimmers, razors, scissors, blades, tweezers, and baths and manicure/pedicure instruments.
- Is used to disinfect non-porous salon/barber tools and instruments such as combs, clippers, plastic rollers, brushes, trimmers, razors, scissors, blades, tweezers, baths, manicure/ pedicure instruments and footbath surfaces.
- Kills *{insert virus* name from approved organism listing for this product}*.
- Kills {99.9% of}:
 - {any disinfection organism listed} {on hard, non-porous surfaces}.
 - {common} {household} {institutional} {kitchen} germs {on {the} sealed and non-porous floor{s}}.
 - {household} {institutional} {kitchen} bacteria –and/or– germs {{that get} tracked into your home} {by shoes – and/or– pets –and/or– kids} {from outside} {every day}.
 - {kitchen} {bathroom} {household} {institutional} bacteria {on {the} sealed and non-porous floor{s}}.
- Kills {Avian} Influenza {Flu} {(H5N1)}{(H1N1)} virus.
- Kills bacteria and helps prevent cross-contamination on treated non-food contact kitchen surfaces listed on this label.
- Kills bacteria on {the} surfaces {your kids –and/or– pets touch every day}.
- Kills {common} {kitchen} {bathroom} bacteria {and viruses*} {household} [{germs} {bacteria} {and} {viruses*}].
- Kills germs.
- Kills *Trichophyton mentagrophytes* {the agent that causes Athlete's Foot fungus} on bathroom surfaces.
- Kills Athlete's Foot fungus on bathroom surfaces.
- Meets AOAC Use – Dilution Test Standards for hospital disinfectants at 400 ppm water hardness.
- Respiratory illnesses attributable to Swine Influenza {Swine Flu} {H1N1} are caused by an Influenza A Virus.
- When used as directed, will disinfect metal clipper blades as well as many other hard, non-porous surfaces.

SANITIZATION MARKETING CLAIMS

(Note to Reviewer: *The following marketing claims may be used with the prefix "This product".*)

- *Escherichia coli* {(E. coli)}, *Salmonella enterica* {(Salmonella)}, and *Staphylococcus aureus* {(Staph)} are common germs found where food is prepared and stored.
- Is an effective one-step sanitizer for use on hard, non-porous non-food contact surfaces.
- Is an effective sanitizer in the presence of 5% serum contamination.
- Is an effective sanitizer in the presence of soils.
- Non-food contact sanitizer.
- Meets AOAC efficacy standards for hard, non-porous surface non-food contact sanitizers.
- Sanitizes non-food contact kitchen surfaces {bathroom surfaces and floors}.

HOUSEHOLD MARKETING CLAIMS

(Note to Reviewer: *The following marketing claims may be used with the prefix "This product".*)

- Is effective against household [{germs} {bacteria}].
- Is great for use [{on} {in the}] [{kitchen}, {bathroom}, {floors} {and} {other household areas}].
- For a cleaner, fresher household.

GENERAL MARKETING CLAIMS

(Note to Reviewer: *The following marketing claims may be used with the prefix "This product" or "This product is {a} {an}".*)

- Antibacterial.
- Can be applied through foaming apparatus, low-pressure sprayers, and fogging {wet misting} systems. Follow manufacturers' instructions when using this equipment.
- Clear formula. **(Note to Reviewer:** *To be used only when no dyes are present*)
- Contains no [{abrasives} {bleach} {harsh acids} {phosphates}] {so it won't scratch surfaces}.
- Contains no fragrances. **(Note to Reviewer:** *to be used only with non-fragrance formulas*)
- Contains no phosphorous.
- Formulated for effective Poultry Sanitation.
- Formulated for effective Swine Premise Sanitation.
- Formulated for effective Mushroom Farm Sanitation.
- Has been designed specifically for areas where housekeeping is of prime importance.
- Has been formulated to aid in the reduction of cross-contamination on treated surfaces not only in hospitals, but also in schools, institutions and industry.
- Helps to maintain blades that operate with reduced friction and with smoother clipping action.
- Is fragrance-free. **(Note:** *To be used only with non-fragrance formulas*)
- Is an economical concentrate that can be used with a mop and bucket, trigger sprayers, sponge or by soaking.
- Is designed for use in pet salons, animal hospitals, barber and beauty shops.
- Is effective against the control of small flies on non-food contact surfaces such as floors, walls, drains, countertops, metal surfaces, painted surfaces, glazed porcelain, glazed tile, glass, chrome, rubber, and plastic in restaurants, kitchens, dishwashing areas, and bar and wait station areas.
- Is effective against Citrus Canker and Bacterial Spot of Tomatoes through the treatment of the handling, harvesting, storage and transportation equipment.
- Is for use in [{automated dilution systems} {automated} {dilution systems}] *{(Dilution System trade name)}*].
- Is for larger areas such as operating rooms and patient care facilities
- Is for use on hard, non-porous surfaces in household and commercial humidifiers. (Not for use in CA.)
- Its non-abrasive formula will not [{harm} {scratch}] surfaces.
- Its non-abrasive formula is designed for use on {the following} hard, non-porous environmental surfaces: *(insert site from Surfaces)*
- Non-dulling formula eliminates the time and labor normally required for rinsing floors.
- Non-staining.
- Small {Fruit} fly ovicidal treatment.
- Use this product on the multi-touch surfaces responsible for cross-contamination.
- Will not harm sealed stone, sealed grout, or glazed tile.
- Will not harm most surfaces.
- Will not leave a grit or soap scum.

CLEANING AND DEODORIZATION MARKETING CLAIMS

(Note to Reviewer: *The following marketing claims may be used with the prefix "This product".*)

- {Also} eliminates odors leaving {restroom} surfaces smelling clean and fresh.
- {Also} [{removes} {eliminates}] odors {caused by} [{bacteria} {and} {mildew} {mold and mildew} {and} {non-fresh foods}] {leaving {restroom} {kitchen} surfaces smelling clean and fresh}.
- Can be used as a general purpose antimicrobial detergent in florist shops, wholesale florist, shippers, green house packing areas and other commercial floriculture places for efficient cleaning and antimicrobial action against certain bacteria which cause: 1) Plugging of stems with slime, which reduces uptake of water for various flowers including roses, chrysanthemums, gladioli and tulips. 2) Production of ethylene gas, which can injure blooms of the various sensitive flowers including carnations, snapdragons, some orchids, baby's breath, sweet peas, freesia and alstroemeria. (Not for use in CA)
- Cleans {Cleaner}.
- Cleans {and shines} {without bleaching} {by {removing} {dirt} {grime} {and food soils in food preparation and processing areas}} {everyday kitchen messes} {non-food contact kitchen surfaces and food preparation areas} {like dirt, grease and food stains}.
- Cleans by removing dirt, grime, mold, mildew, blood, urine, fecal matter and other common soils found in animal housing facilities, livestock, swine or poultry facilities, grooming facilities, farms, kennels, pet stores, veterinary clinics, laboratories or other small animal facilities.
- Cleans rodent soiled areas.
- Cleans without bleaching.
- Cleans quickly by removing dirt, grime, mold, mildew, body oils, dead skin, blood and other organic matter commonly found in *(insert site from Locations)*.
- Controls the build-up of bacteria and algae in water tanks of portable, {evaporative} humidifiers. (Not for use in CA.)
- Controls the growth of odor-causing bacteria used in waterbed uses.
- Cuts {through tough} grease and grime.
- Deodorizes {Deodorizer} {Deodorant}.
- Inhibits bacterial growth on moist surfaces and deodorizes by killing microorganisms that cause offensive odors. (Not for use in California.)
- Inhibits the growth of mold and mildew, leaving bathrooms and kitchens clean and fresh smelling.
- Is a cleaner and [{deodorant} {odor-counteractant} {odor-neutralizer}] designed for [{general cleaning}, {and} {disinfecting}, {deodorizing} {and controlling mold and mildew}] on hard, non-porous surfaces.
- Is a floor cleaner.
- Is a one-step cleaner.
- Is an effective antimicrobial cleaner, designed for use by wholesale and retail florists, shippers and greenhouses.
- Is effective against odors caused by animal waste, septic tank or sewage backup, smoke and bathroom and kitchen odors. (Not for use in CA)
- Is effective at controlling [{mold and mildew} {odor}] on shower curtains.
- Is for non-scratch cleaning of showers and tubs, shower doors and shower curtains, fixtures and toilet bowls.
- Is formulated to provide effective cleaning strength that will not dull high gloss floor finishes with repeated use.
- Is for use in work areas such as tool rooms and garages for odor control and light duty cleaning.
- Is specially formulated to effectively eliminate offensive odors caused by mold and mildew.
- Kills odor causing bacteria in the [{kitchen} {bathroom} {household}].
- [{Malodor Activity} {Odor} {Counteract}] – [{eliminates} {destroys}] odors {and odor-causing bacteria on hard, non-porous surfaces in restroom areas, behind and under sinks and counters, and storage areas {and other {hard, non-porous} surfaces} where bacterial growth can cause malodors.}
- [{Maximizes} {improves}] labor results by effectively controlling odors.
- Neutralizes musty odors and tough odors from smoke, pet accidents, and spills on contact.
- Non-acid bathroom cleaner
- Provides effective cleaning strength that will not dull most metal-interlock floor finishes, and does not require a rinse prior to recoat.
- Provides long lasting freshness against tough {pet} odors such as odors from litter boxes and pet accidents
- Will deodorize surfaces in restroom and toilet areas, behind and under sinks and counters, garbage cans and garbage storage areas, and other places where bacterial growth can cause malodors.
- Removes dirt.
- Removes stains.
- Use of this product will control unpleasant [{malodors} {odors}].
- Use where odors are a problem.

PACKAGING CLAIMS

- Concentrate{d}.
- Convenient Trigger Spray **(Note to Reviewer:** *To be used on applicable container*)
- Easy to use.
- Economy size. **(Note to Reviewer:** *To be used on applicable container*)
- Fewer products – no need for separate deodorizer.
- Makes *(insert value)* [{Gallons} {Quarts}{Containers}]
- This [{container} {bottle}] is made of {at least} (x)% post-consumer recycled plastic.

DIRECTIONS FOR USE

It is a violation of Federal law to use this product in a manner inconsistent with its labeling.

(Note to Reviewer (General Considerations): Numbered instructions will be used if label space permits, otherwise may appear in paragraph format. The list of organisms can be formatted into paragraph form using a comma to separate organisms. Unit abbreviations can be spelled out. When choosing optional text, appropriate punctuation can be inserted or deleted.)

(Note to Reviewer: The following statement is to be used if any food premise locations are listed on the final label.)

{Before using this product {in federally inspected meat and poultry food processing plants and dairies}, food products and packaging materials must be removed from the room or carefully protected. A potable water rinse is required.}

(Note to Reviewer: For labels that list medical devices and/or stainless steel surfaces, one of the following FDA/EPA Memorandum of Understanding statements must be used.)

This product is not to be used as a terminal sterilant/high-level disinfectant on any surface or instrument that (1) is introduced directly into the human body, either into or in contact with the bloodstream or normally sterile areas of the body, or, (2) contacts intact mucous membranes but which does not ordinarily penetrate the blood barrier or otherwise enter normally sterile areas of the body. {This product can be used to pre-clean or decontaminate critical or semi-critical medical devices prior to sterilization or high-level disinfection.}

(OR)

This product is not for use on medical device surfaces.

(Note to Reviewer: Appropriate dilution rates may be substituted as long as they are equivalent dilution.)

{DILUTION TABLE: (Note to Reviewer: This DILUTION TABLE is optional.)}

Use	Dilution	Contact Time
For Hospital or Medical Environment claims	0.5 oz./ gal. water	10 minutes
For General or Broad Spectrum claims	0.5 oz./ gal. water	10 minutes
For Public Health Virucidal* claims	0.5 oz./ gal. water	10 minutes
For Animal Virucidal* claims	0.5 oz./ gal. water	10 minutes
For Non-Food Contact Sanitizing claims	0.5 oz./ 5.5 gal. water	1 minute
For Fungicidal claims	0.75 oz./ gal. water	10 minutes
For Mold and Mildew	0.5 oz./ gal. water	10 minutes

HOSPITAL/HEALTH CARE/MEDICAL/NON-MEDICAL

FOR USE AS A {ONE-STEP} {GENERAL} {HOSPITAL} {MEDICAL} DISINFECTANT {VIRUCIDE*} {CLEANER}:

1. Pre-clean heavily soiled areas.
2. Apply use solution of 0.5 oz. of this product per gal. of water {(or equivalent use dilution)} to disinfect hard, non-porous surfaces with a sponge, brush, cloth, mop, {by immersion}, {auto scrubber}, {{mechanical spray device}, {{hand pump} coarse pump or trigger spray device}. For spray applications, spray 6-8 inches from surface. Do not breathe spray.}
3. Treated surfaces must remain wet for 10 minutes.
4. [{Wipe dry} {with a clean cloth} {or} {allow to air dry}.]{Rinsing of floors is not necessary unless they are to be waxed or polished.}
5. Prepare a fresh solution daily or when visibly dirty.

BLOODBORNE PATHOGEN INSTRUCTIONS (Note to Reviewer: Heading is optional. If instructions used, all indented text must be included.):

***KILLS HIV, HBV AND HCV ON PRE-CLEANED HARD, NON-POROUS SURFACES/OBJECTS PREVIOUSLY SOILED WITH BLOOD/BODY FLUIDS** in health care settings or other settings in which there is an expected likelihood of soiling of hard, non-porous surfaces/objects with blood or body fluids and in which the surfaces/objects likely to be soiled with blood or body fluids can be associated with the potential for transmission of Human Immunodeficiency Virus Type 1 (HIV-1) (associated with AIDS), (Duck) Hepatitis B Virus (HBV) and Hepatitis C Virus (HCV).

SPECIAL INSTRUCTIONS FOR CLEANING AND DECONTAMINATION AGAINST HIV-1, HBV and HCV ON SURFACES/OBJECTS SOILED WITH BLOOD/BODY FLUIDS.

Personal Protection: [(Wear protective latex gloves, gowns, masks and eye protection) (Specific barrier protection items to be worn when handling items soiled with blood or body fluids are disposable latex gloves, gowns, masks and eye protection)].

Cleaning Procedure: Blood and other body fluids (containing HIV-1, HBV & HCV) must be thoroughly cleaned from hard, non-porous surfaces and objects before application of this product.

Disposal of Infectious Materials: Blood and other body fluids, cleaning materials and clothing must be autoclaved and disposed of according to federal, state and local regulations for infectious waste disposal.

Contact Time: Allow hard, non-porous surface to remain wet for 2 minutes to kill HIV, and 10 minutes HBV and HCV and other viruses and bacteria listed on the label.

SURGICAL INSTRUMENT PRESOAK: [(Add) (Mix)] 0.5 oz. of this product per gal. of water [(or equivalent use dilution)] (850 ppm active). Place pre-cleaned instruments in solution to presoak surgical instruments for a minimum of 10 minutes, then proceed with normal sterilization procedure.

Note: Plastic instruments can remain immersed until sterilization procedure. Metal instruments must be removed after 10 minutes, rinsed, dried, and kept in a clean non-contaminated receptacle until sterilization procedure. Prolonged soaking will cause damage to metal instruments. Surgical instruments must be sterilized before use. Prepare a fresh solution daily or when visibly dirty.

ULTRASONIC BATH DISINFECTANT DIRECTIONS: Pre-clean heavily soiled areas. Use this product to disinfect hard, non-porous non-critical objects compatible with Ultrasonic cleaning units. Pour a fresh solution of 0.5 oz. of this product per gal. of water [(or equivalent use dilution)] (850 ppm active) directly into bath chamber. Place objects into unit and operate (according to manufacturers' use directions) for a minimum of 10 minutes. Remove objects and rinse with sterile water. Allow to air dry. Prepare a fresh solution daily or when visibly dirty.

FOR DISINFECTING USE ON HARD, NON-POROUS (SEALED FIBERGLASS) BATH AND THERAPY EQUIPMENT: Drain the water from the unit. Pre-clean heavily soiled surfaces (to remove body oils, dead tissue, soil and all other buildups). Prepare a use solution by adding 0.5 oz. of this product per every gal. of water[(or equivalent use dilution)] (850 ppm active). Refill the unit with the use solution to just cover the intake valves. Briefly start the pump to circulate the solution. Turn off pump. Wash down the unit sides, seat of the chair lift, and all related equipment with a clean swab, brush or sponge. Treated surfaces must remain wet for 10 minutes for proper disinfection. After the unit has been thoroughly disinfected, drain solution from the unit and rinse surfaces with fresh water. The unit is ready for reuse.

CLEANING AND DISINFECTING HARD, NON-POROUS SURFACES ON PERSONAL PROTECTIVE EQUIPMENT (RESPIRATORS): Pre-clean equipment, if heavily soiled to ensure proper surface contact. Prepare a use solution by adding 0.5 oz. of this product per gal. of water [(or equivalent use dilution)] (850 ppm active). Gently mix for uniform use solution. Apply use solution to surfaces of the respirator with a sponge, brush, cloth, mop, (by immersion), (auto scrubber), (mechanical spray device,) (hand pump) coarse pump or trigger spray device. For spray applications, spray 6-8 inches from surface. Do not breathe spray. Rub with brush, cloth, or sponge. Treated surfaces must remain wet for 10 minutes. Remove excess solution from equipment prior to storage. The user must comply with all OSHA regulations for cleaning respiratory protection equipment (29 CFR § 1910.134). Prepare a fresh solution daily or when visibly dirty.

GENERAL DISINFECTION

FOR USE AS A CLEANER/(GENERAL) DISINFECTANT ON HARD, NON-POROUS SURFACES:

1. Pre-clean surfaces.
2. Apply (use solution of) 0.5 oz. of this product per gal. of water (850 ppm active) [(or equivalent use dilution)] to hard, non-porous surfaces using a sponge, brush, cloth, mop, (by immersion), (auto scrubber), (mechanical spray device,) (hand pump) coarse pump or trigger spray device. For spray applications, spray 6-8 inches from surface. Do not breathe spray.
3. Treated surfaces must remain wet for 10 minutes.
4. [(Wipe dry) (with a clean cloth) (or) (Allow to air dry).]
5. Prepare a fresh solution daily or when visibly dirty.

SANITIZING

NON-FOOD CONTACT SANITIZING DIRECTIONS

NON-FOOD CONTACT SANITIZING: Pre-clean heavily soiled areas. Add 0.5 oz. of this product per 5.5 gal. of water {(150 ppm active)} {(or equivalent use dilution)}. Apply solution to hard, non-porous surfaces a sponge, brush, cloth, mop, {by immersion}, {auto scrubber}, {{mechanical spray device,} {{hand pump} coarse pump or trigger spray device}. For spray applications, spray 6-8 inches from surface. Do not breathe spray.) Treated surfaces must remain wet for 1 minute. Prepare a fresh solution daily or when visibly dirty.

ULTRASONIC BATH SANITIZER DIRECTIONS: Pre-clean heavily soiled areas. Use this product to sanitize hard, non-porous, non-critical objects compatible with Ultrasonic cleaning units. Pour a fresh solution of 0.5 oz. of this product per 5.5 gal. of water {(or equivalent use dilution)} {(150 ppm active)} directly into bath chamber. Place objects into unit and operate for a minimum of 1 minute, {according to manufacturers' use directions}. Remove objects and rinse with {sterile} water. {Allow to air dry.} Prepare a fresh solution daily or when visibly dirty.

Note: This product in its use solution is compatible with stainless steel, aluminum and most other hard, non-porous surfaces. Before product use, it is recommended that you apply product to a smaller test area to determine compatibility before proceeding with its use.

SANITIZATION OF HARD, NON-POROUS SURFACES ON PERSONAL PROTECTIVE EQUIPMENT {(RESPIRATORS):} Add 0.5 oz. of this product per 5.5 gal. of water {(or equivalent use dilution)} {(150 ppm active)}. Gently mix for uniform solution. Apply solution to surfaces of the respirator with a sponge, brush, cloth, mop, {by immersion}, {auto scrubber}, {{mechanical spray device,} {{hand pump} coarse pump or trigger spray device}. For spray applications, spray 6-8 inches from surface. Do not breathe spray.) Thoroughly wet surfaces to be sanitized. Treated surfaces must remain wet for 1 minute. Remove excess solution from equipment prior to storage. Prepare a fresh solution daily or when visibly dirty.

{{(SHOE) (BOOT)}{ENTRYWAY}} (BATH) SANITIZER DIRECTIONS: To prevent cross contamination [{from} {area to area,} {in} {animal areas,} {entryways} {and} {the packaging and storage areas of food plants,}] shoe baths containing one inch of freshly made sanitizing solution must be placed at all entrances to buildings, hatcheries and at all the entrances to the production and packaging rooms. Scrape waterproof shoes and place in a 0.5 oz. of this product per 5.5 gal. of water {(or equivalent use dilution)} {(150 ppm active)} use solution {or allow to remain wet} for 1 minute prior to entering area. Prepare a fresh solution daily or when visibly dirty.

SHOE FOAM DIRECTIONS: To prevent cross contamination [{from} [{area to area,} {in} {animal areas,} {entryways,} {and} {the packaging and storage areas of food plants,}] apply a foam layer approximately 0.5 to 2 inches thick made from a solution of 0.5 oz. of this product per 5.5 gal. of water {(or equivalent use dilution)} {(150 ppm active)} at all entrances to buildings, hatcheries, production and packaging rooms by using a foam generating machine or aerator to apply foam layer. Follow the foaming directions as specified by the manufacturer of the foam generator/aerator. Scrape waterproof shoes. Stand and/or walk through foamed area {or allow to remain wet} for 1 minute prior to entering area. Foam area must be washed and replaced daily or when it appears visibly soiled or dirty.

(For food processing or other facilities that have installed entryway sanitizing systems.)

ENTRYWAY SANITIZING SYSTEMS: To prevent cross contamination from area to area, set the system to deliver 0.5 oz. of this product per 5.5 gal. of water {(or equivalent use dilution)} {(150 ppm active)} of sanitizing solution. The {{spray} {foam}} must cover the entire path of the doorway. Set the system so that a continuous wet blanket of sanitizer solution is delivered to the floor.

Do not mix other foam additives with the sanitizing solution.

FUNGICIDAL/MOLD/MILDEW

TO KILL FUNGI: Pre-clean heavily soiled areas. Prepare use solution by adding 0.75 oz. of this product per gal. of water {(or equivalent use dilution)}. Apply use solution to hard, non-porous surfaces. Allow surface to remain wet for 10 minutes. Wipe surfaces {(and let air dry)}.

TO CONTROL MOLD/MILDEW: {To Control Mold and Mildew} {controls and prevents {inhibits} the growth of mold and mildew} {(Aspergillus niger)} {(ATCC 6275)} {and the odors caused by them when applied to hard, non-porous surfaces.} Prepare use solution by adding 0.5 oz. of this product per gal. of water {(or equivalent use dilution)}. Apply use solution to pre-cleaned hard, non-porous surfaces for 10 minutes which will effectively inhibit the growth of mold and mildew and their odors. Repeat treatment every seven days, or more often if new growth appears.

TO CONTROL THE GROWTH OF MOLD AND MILDEW ON LARGE INFLATABLE NON-POROUS PLASTIC AND RUBBER STRUCTURES: For use on nonporous plastic and rubber surfaces such as inflatable animals, promotional items, moonwalks, slides, obstacle course play and exercise equipment. Thoroughly clean all surfaces with soap or detergent and rinse with water. Apply a use solution of 0.5 oz. of this product per gal. of water by sponge, brush, cloth, mop, {{mechanical spray device,} {{hand pump} coarse pump or trigger spray device}. For spray applications, spray 6-8 inches from surface. Do not breathe spray. Allow surfaces to remain wet for a period of 10 minutes. Do not use equipment until treatment has been absorbed, set or dried. Repeat treatment every seven days, or more often if new growth appears.

TO CONTROL THE GROWTH OF MOLD AND MILDEW ON NON-POROUS ATHLETIC EQUIPMENT: For use on wrestling and gymnastic mats, athletic training tables, physical therapy tables, athletic helmets, wrestling/boxing headgear, athletic shoe soles, and other hard, non-porous surfaces. Thoroughly clean all surfaces with soap or detergent and rinse with water. Prepare a use solution of 0.5 oz. of this product per gal. of water {(or equivalent use dilution)}. Apply use-solution by sponge, brush, cloth, mop, {by immersion}, {{mechanical spray device},} {{hand pump} coarse pump or trigger spray device}. For spray applications, spray 6-8 inches from surface. Do not breathe spray. Allow surfaces to remain wet for a period of 10 minutes. Do not use equipment until treatment has been absorbed, set or dried. Repeat treatment every seven days, or more often if new growth appears.

HUMIDIFIER BACTERIA/ALGAE TREATMENT (Not for use in CA.): Formulated for use in portable {evaporative} humidifiers. Thoroughly clean the hard, non-porous surfaces of the water tank and filters before each heating season, or sooner if necessary. Add 0.75 oz. of this product for every gal. of water in the humidifier tank. When you refill the tank, add 0.75 oz. of this product for every gal. of water added in the tank {(or equivalent use dilution)}. [{Rinse} {Wipe up excess liquid {with a paper towel}} {and} {or} {Allow to air dry}].

Not for use in heat vaporizing or atomizing type vaporizer humidifiers.

FOOD PROCESSING PREMISES

Note: All food contact surfaces such as appliances and kitchen countertops must be rinsed with potable water. Do not use this product to clean or disinfect glassware, utensils, dishes or interior surfaces of appliances.

DIRECTIONS FOR USE AS A GENERAL CLEANER/GENERAL DISINFECTANT IN [{FOOD PROCESSING PLANTS} {FOOD STORAGE AREAS}]:

1. Apply a 0.5 oz. per gal. of water {(850 ppm active)} {(or equivalent use dilution)} use solution evenly over surface using a brush, mop, cloth, sponge, {by immersion}, {auto scrubber}, {{mechanical spray device},} {{hand pump} coarse pump or trigger spray device}. For sprayer applications, use a coarse spray device. Be sure to wet surfaces thoroughly. For sprayer applications, spray 6-8 inches from surface. Do not breathe spray.
2. Allow product to remain on surface for 10 minutes.
3. Wipe with clean cloth, sponge or paper towel.
4. For heavily soiled areas, thoroughly clean surface prior to disinfecting.
5. After disinfecting food contact surfaces used for food preparation, rinse surfaces thoroughly with potable water. This product must not be used to disinfect the following surfaces: utensils, glassware, dishes or interior surfaces of processing equipment.

TO DISINFECT FOOD-PROCESSING {AND TOBACCO} PREMISES: For floors, walls and storage areas, apply 0.5 oz. of this product per gal. of water {(or equivalent use dilution)} {(850 ppm active)}. For heavily soiled areas, a pre-cleaning step is required. Apply solution with a brush, mop, cloth, sponge, {immersion}, {auto scrubber}, {{mechanical spray device},} {{hand pump} coarse pump or trigger spray device}. For sprayer applications, spray 6-8 inches from surface. For sprayer applications, use a coarse spray device. Do not breathe spray.) Allow surface to remain wet for 10 minutes, then remove excess liquid. After use, all surfaces in the area must be thoroughly rinsed with potable water.

TO DISINFECT FOOD SERVICE ESTABLISHMENT FOOD CONTACT SURFACES {(For countertops, exterior surfaces of appliances and tables)}: Add 0.5 oz. of this product per gal. of water {(or equivalent use dilution)} {(850 ppm active)}. For heavily soiled areas, a pre-cleaning step is required. Apply solution with a brush, mop, cloth, sponge, {immersion}, {auto scrubber}, {{mechanical spray device},} {{hand pump} coarse pump or trigger spray device}. For sprayer applications, spray 6-8 inches from surface. For sprayer applications, use a coarse spray device. Do not breathe spray.) Allow surface to remain wet for 10 minutes. Then remove excess liquid and rinse the surface with potable water. Replace solution at least daily or when solution becomes soiled or visibly dirty. This product is not for use on dishes, glassware or eating utensils or interior surfaces of processing equipment.

FOR USE ON NON-FOOD CONTACT SURFACES AS A GENERAL DISINFECTANT IN THE BREWERY INDUSTRY: Use 0.5 oz. of this product per gal. of water {(or equivalent use dilution)} {(850 ppm active)}. Follow the general disinfectant directions above.

DISINFECTING POTATO STORAGE AREA AND EQUIPMENT: Remove all potatoes prior to disinfection of potato storage area and equipment. For heavily soiled areas, thoroughly clean surface prior to disinfecting. Apply a 0.5 oz. of this product per gal. of water {(850 ppm active)} {(or equivalent use dilution)} use solution evenly over surface using a brush, mop, cloth, sponge, {by immersion}, {auto scrubber}, {{mechanical spray device},} {{hand pump} coarse pump or trigger spray device}. For sprayer applications, use a coarse spray device. Be sure to wet all surfaces thoroughly. For sprayer applications, spray 6-8 inches from surface. Do not breathe spray. Allow product to remain on surface for 10 minutes. Wipe with clean cloth, sponge or paper towel. After disinfecting food contact surfaces used for food preparation, rinse surfaces thoroughly with potable water.

ANIMAL PREMISES

(Note to reviewer: The following statement will be used on all labels with use directions for animal premises except terrariums, small animal cages, and reptile tanks.)

Prior to use of this product, remove all animals {poultry} and feeds from [{premises} {areas to be treated}], animal transportation vehicles (trucks, cars), and enclosures {coops, crates, kennels, stables}. Remove all litter, droppings and manure from floors, walls and surfaces of barns, pens, stalls, chutes and other surfaces of facilities and fixtures occupied or traversed by animals. Empty all troughs, racks and other feeding and watering appliances. Thoroughly clean surfaces with soap or detergent and rinse with water.

FOR USE AS AN ANIMAL PREMISE DISINFECTANT/FUNGICIDE/VIRUCIDE*: Apply a use solution of 0.5 oz of this product per gal. of water {(or equivalent use dilution)} to disinfect hard, non-porous surfaces with a sponge, brush, cloth, {by immersion}, {mechanical spray device,} {{hand pump} coarse pump or trigger spray device}. Immerse all halters and other types of equipment used in handling and restraining animals, as well as forks, shovels, and scrapers used for removing litter and manure in the use solution. For spray applications, spray 6-8 inches from surface. Do not breathe spray. Treated surfaces must remain wet for 10 minutes. Ventilate buildings, coops and other closed spaces. Do not house [{animals} {poultry} {livestock}] or employ equipment until treatment has been absorbed, set or dried. Thoroughly scrub all treated feed racks, troughs, automatic feeders, fountains and waterers and other treated equipment which can contact food or water with soap or detergent, and rinse with potable water before reuse.)

SPECIAL INSTRUCTIONS FOR CLEANING AND DISINFECTING AREAS WHICH MAY BE INFESTED WITH HANTAVIRUS:

Infection with Hantavirus occurs by inhalation of infectious materials. CDC recommends that persons involved with cleanup wear coveralls, {disposable, if possible,} rubber boots or disposable shoe covers, rubber or plastic gloves, protective goggles, and a half mask air purifying, negative pressure respirator with a high efficiency particulate air {HEPA} filter or a powered air-purifying respirator (PAPR) with HEPA filter. Disinfect Personal Protective gear upon removal at the end of the day. If the coveralls are not disposable, they must be laundered on site. If no laundry facilities are available, the coveralls must be immersed in liquid disinfectant until they can be washed.

All potential infective waste material {including respirator filter} from cleanup operations that cannot be burned or deep buried on site must be double bagged in appropriate plastic bags. The bagged material must then be labeled as infectious {if it is to be transported} and disposed of in accordance with local requirements for infectious waste.

Rodent droppings and visible dust can be reservoirs for Hantavirus. If you are cleaning out a building that has been closed up, such as a cabin, shed or garage:

1. Air out the building for at least 30 minutes by opening windows and doors.
2. Leave the building while it is airing out.
3. Do not vacuum, sweep or dust. This can spread the virus through the air.
4. Thoroughly wet the contaminated areas with the product and allow solution to stand undisturbed for contact time specified by manufacturer's label.
5. Carefully remove contaminated material and dispose by burial or burning. Contact your local and state health department for additional disposal methods.
6. Treat the surface again following the label directions and allow solution to stand undisturbed for 10 minutes.

HATCHERIES: Use to treat hatching, setters, trays, racks, carts, sexing tables, delivery trucks and other hard surfaces. Use 0.5 oz. of this product per gal. of water. Leave treated surfaces wet for 10 minutes or more. Allow to air dry.

VEHICLES: Clean all vehicles including mats, crates, cabs, and wheels with water and this product. Use 0.5 oz. of this product per gal. of water. Apply use solution to treat all vehicles. Leave treated surfaces wet for 10 minutes or more. Allow to air dry.

DRESSING PLANT: Disinfect equipment, utensils, walls and floors in poultry and animal dressing plants. Disinfect offal rooms, exterior walls and loading platforms of dressing plants. Cover or remove all food and packaging materials. Remove all heavy soils prior to application. Saturate surfaces with a solution of 0.5 oz. of this product per gal. of water and scrub to loosen all soils. Surfaces must remain wet for 10 minutes, and then be thoroughly rinsed with potable water before operations are resumed.

TERRARIUM AND SMALL ANIMAL CAGE AND CAGE FURNITURE DISINFECTION: {Animals frequently defecate on rocks and other hard, non-porous cage furniture items inside your terrarium. This can result in high bacteria and ammonia levels that can lead to possible infection/disease in your animals. When used regularly, this product can eliminate these high bacteria/ammonia levels in your cage and on your cage furniture items.} (Do not use on porous rocks, hot rocks, and driftwood.)

1. Remove all animals.
2. Thoroughly clean all surfaces and objects {caves, cage furniture, feeding and watering dishes, and appliances} including the substrate in the terrarium or cage with soap or detergent and rinse with water.
3. Saturate all hard, non-porous surfaces {such as floors, walls, cages and other washable hard, non-porous surfaces} with the disinfecting and virucidal* solution of 0.5 oz. of this product per gal. of water {(or equivalent use dilution)} {(850 ppm active)} so as to wet thoroughly.
4. Apply by cloth, mop, brush, sponge, auto scrubber, mechanical spray device, {{hand pump} coarse pump or trigger spray device} or by immersion. For spray applications, spray 6-8 inches from surface. Do not breathe spray. Rub with brush, cloth, or sponge. For smaller surfaces, use a trigger spray bottle to spray surfaces with solution.
5. Allow surfaces to remain wet for a period of 10 minutes.
6. Saturate gravel as above and let stand for 10 minutes. Place in bucket of clean water and swirl for 15-30 seconds. Thoroughly air dry before returning to terrarium.
7. Thoroughly scrub all treated surfaces (except gravel) with soap or detergent and rinse with potable water before reuse.
8. Do not return animals to the habitat until it is dry and ventilated.
9. Clean terrarium at least once weekly or more as needed. Change cloth, sponge or towels frequently to avoid redeposition of soil.
10. Prepare a fresh solution daily or more often if use solution becomes visibly soiled or dirty.

Note: Substrates for desert terrariums (i.e. gravel) must be completely dry before returning to terrarium to avoid high humidity levels. Always replace substrate if a foul odor persists. Do not apply this product directly onto the small animal. If this product comes into contact with the small animal's skin, then immediately wash the material off of the animal with lukewarm water. If the small animal ingests this product, contact your veterinarian immediately.

REPTILE TANK CLEANING AND DISINFECTION DIRECTIONS: Remove all reptiles from the [{enclosure} {tank}] prior to cleaning and disinfecting. Remove all litter or drippings from surfaces. Empty all equipment used for feeding or watering reptiles. Thoroughly clean surfaces with soap or detergent and rinse with water. Apply disinfecting and virucidal* solution of 0.5 oz. of this product per gal. of water {(or equivalent use dilution)} {(850 ppm active)} {to hard, non-porous surfaces of the enclosure {tank}}. Apply by cloth, mop, brush, sponge, auto scrubber, mechanical spray device, {{hand pump} coarse pump or trigger spray device} or by immersion until thoroughly wet. For spray applications, spray 6-8 inches from surface. Do not breathe spray. Allow surfaces to remain wet for 10 minutes. Wipe dry {with a paper towel}. Rinse surfaces that come in contact with food with potable water before reuse. Allow the enclosure {tank} to ventilate for a minimum of 10-15 minutes before replacing the reptiles. Prepare a fresh solution daily or when visibly dirty.

Note: Do not apply this product directly onto the reptile. If this product comes into contact with the reptile's skin, then immediately wash the material off of the animal with lukewarm water. If the reptile ingests this product, contact your veterinarian immediately.

SANITIZER DIRECTIONS FOR NON-FOOD CONTACT SURFACES IN ANIMAL PREMISES

TO SANITIZE HOOF TRIMMING EQUIPMENT: Prior to application, pre-clean hoof trimming equipment before and after use on each animal with detergent and warm water or compatible cleaner to remove soil using a pre-scrape, pre-flush, or when necessary, pre-soak followed by a potable water rinse. To sanitize, add 0.5 oz. of this product per 5.5 gal. of water {(150 ppm active)} {(or equivalent use dilution)}. Treated surfaces must remain wet for 1 minute. Prepare a fresh solution daily or when visibly dirty.

FOGGING

{FOGGING IN FOOD PREMISES}

ALL SURFACES MUST BE CLEANED AND DISINFECTED IN ACCORDANCE WITH LABEL DIRECTIONS PRIOR TO FOGGING.

DIRECTIONS FOR FOGGING IN DAIRIES, BEVERAGE AND FOOD PROCESSING PLANTS: Prior to fogging, food products and packaging material must be removed from the room or carefully protected. After disinfecting, fog desired areas using 1 quart per 1,000 cubic feet of room area with a solution containing 0.75 oz. of product per gal. of water {(1,200 ppm active)} {(or equivalent use dilution)}. Wear a dust mist respirator when mixing the use solution and pouring it into the fogging apparatus. Vacate the area of all personnel during fogging and for a minimum of 2 hours after fogging and a minimum of 4 air exchanges (ACH) per hour in the facility. All food contact surfaces must be sanitized with an EPA approved food contact sanitizer solution prior to use. All food contact surfaces must be thoroughly rinsed with potable water prior to sanitizing.

Note: The fog generated is irritating to the eyes, skin and mucous membranes. Under no circumstances must a room or building be entered by anyone within two hours of the actual fogging and a minimum of 4 air exchanges (ACH) per hour in the facility. If the building must be entered, then the individuals entering the building must wear a self-contained respirator approved by NIOSH/MSHA, goggles, long sleeves, gloves and long pants.

{FOGGING IN POULTRY HOUSES}

ALL SURFACES MUST BE CLEANED AND DISINFECTED IN ACCORDANCE WITH LABEL DIRECTIONS PRIOR TO FOGGING.

TREATMENT OF HATCHERY ROOMS USING FOGGING DEVICES: Remove all animals and feed from premises, vehicles and enclosures. Remove all litter and manure from floors, walls and surfaces of the room to be treated. Empty all troughs, racks and other feeding and watering appliances. Thoroughly clean surfaces with soap or detergent and rinse with water. Close room off so fog is confined to room to be treated. Mix 26 oz. of this product per gal. of water {(or equivalent use dilution)}. Wear a dust mist respirator when mixing the use solution and pouring it into the fogging apparatus. Insert the nozzle of the fogger through a suitable opening into the room. With the setting in maximum output, fog for one minute for each 4000 cubic feet of space in the room. **Under no circumstances will a room be entered by anyone within 2 hours of actual fogging and a minimum of 4 air exchanges (ACH) per hour in the facility.** When fogging is completed ventilate buildings and other closed spaces. Do not house {(livestock} {animals}) or employ equipment until treatment has been absorbed or dried. Thoroughly clean all treated surfaces with soap or detergent and rinse with water.

TREATMENT OF INCUBATORS AND HATCHERS USING FOGGING DEVICES: Only for treatment of setters and hatchers after poultry/chicks/eggs have been removed. Not for treatment of hatchers which contain chicks/eggs. Mix 7 oz. of this product per gal. of water {(or equivalent use dilution)}. Wear a dust mist respirator when mixing the use solution and pouring it into the fogging apparatus. Fog 3-8 oz. of this into setters and hatchers immediately after transfer. Repeat daily in setters and every 12 hours in hatchers. Discontinue hatcher treatments at least 24 hours prior to pulling the hatch. Do not allow people to contact or breathe this fog. It is acceptable to fog setters and hatchers with a 0.5 oz. of this product per gal. of water solution {(or equivalent use dilution)} on an hourly or every other hour basis. If this is done, fog for 30-90 seconds once per hour or once every two hours. When fogging is complete, ventilate buildings, and other closed spaces. Do not house livestock or employ equipment until treatment has been absorbed or dried. Thoroughly scrub all treated feed racks, mangers, troughs, automatic feeders, fountains and waterers, and other treated equipment with soap or detergent, and rinse with potable water before reuse. Under no circumstances will a room be entered by anyone within two hours of the actual fogging and a minimum of 4 air exchanges (ACH) per hour in the facility.

(Note to Reviewer: The following statements must be used with either of the previous two (2) fogging directions for use.)

Note: The fog generated is irritating to the eyes, skin and mucous membranes. Under no circumstances must a room or building be entered by anyone within two hours of the actual fogging and a minimum of 4 air exchanges (ACH) per hour in the facility. If the building must be entered, then the individuals entering the building must wear a self-contained respirator approved by NIOSH/MSHA, goggles, gloves, long sleeves and long pants.

BARBER/SALON

FOR USE AS A DISINFECTANT/VIRUCIDE* OF GROOMING CLIPPERS, HAIR CLIPPERS, ELECTRIC SHEARS, BARBER/SALON SHEERS AND OTHER IMPLEMENTS{, [{BARBER} {MANICURE} {NAIL} {SALON}] INSTRUMENTS AND TOOLS): {Remove hair, dandruff and dust particles prior to disinfecting the blades. [{Turn the clipper off occasionally during use and spray between the teeth of blades} {While clipper/shear is running, hold in the downward position and spray}] with a use solution. Do not spray on the clipper case or drip into clipper housing.} Immerse pre-cleaned barber/salon tools such as combs, brushes, {plastic rollers,} razors, [{clipper and/or trimmer] blades}, {tweezers,} manicure/pedicure tools, scissors, and other salon instruments and tools in a use solution of 0.5 oz. of this product per gal. of water {(or equivalent use dilution)} for at least 10 minutes. Rinse thoroughly and dry before use. Prepare a fresh solution daily or when visibly dirty.

Note: Plastic instruments can remain immersed until ready to use. Stainless steel shears and other metal instruments must be removed after 10 minutes, rinsed, dried, and kept in a clean non-contaminated receptacle. Prolonged soaking will cause damage to metal instruments.

FUNGICIDE FOR GROOMING CLIPPERS, HAIR CLIPPERS, ELECTRIC SHEARS, BARBER/SALON SHEERS AND OTHER IMPLEMENTS{, [{BARBER} {MANICURE} {NAIL} {SALON}] INSTRUMENTS AND TOOLS): {Remove hair, dandruff and dust particles prior to disinfecting the blades. [{Turn the clipper off occasionally during use and spray between the teeth of blades} {While clipper/shear is running, hold in the downward position and spray}] with a use solution. Do not spray on the clipper case or drip into clipper housing.} Immerse pre-cleaned barber/salon tools such as combs, brushes, {plastic rollers,} razors, [{clipper and/or trimmer] blades}, {tweezers,} manicure/pedicure tools, scissors, and other salon instruments and tools in a use solution of 0.75 oz. of this product per gal. of water {(or equivalent use dilution)} for at least 10 minutes. Rinse thoroughly and dry before use. Prepare a fresh solution daily or when visibly dirty.

FOR USE AS A DISINFECTANT/VIRUCIDE* OF HARD, NON-POROUS SURFACES IN FOOTBATHS: To remove body oils, dead tissue, soil and all other buildups or organic matter on surfaces after using the footbath, drain the water and thoroughly clean all surfaces with soap or detergent, then rinse with water. Apply a use solution of 0.5 oz. of this product per gal. of water {(or equivalent use dilution)} on all surfaces with a brush, cloth, mop, sponge, {{hand pump} coarse pump or trigger spray device}. Brush or swab thoroughly and allow solution to stand for 10 minutes. For spray applications, spray 6-8 inches from surface. Do not breathe spray. After the unit has been thoroughly disinfected, rinse all surfaces with fresh water. The unit is then ready for reuse.

**SANITIZER DIRECTIONS FOR NON-FOOD CONTACT SURFACES
IN BARBER/SALON FACILITIES**

TO SANITIZE **{BARBER} {MANICURE} {NAIL} {SALON}** **INSTRUMENTS AND TOOLS:** Immerse pre-cleaned barber/salon instruments and tools {such as combs, brushes, razors, scissors, trimmer and/or clipper blades and manicure and pedicure instruments} in a use-solution of 0.5 oz. of this product per 5.5 gal. of water {(or equivalent use dilution)} for at least 1 minute. Rinse thoroughly and dry before use. Prepare a fresh solution daily or when visibly dirty.

Note: Plastic instruments can remain immersed until ready to use. Stainless steel shears and other metal instruments must be removed after 10 minutes, rinsed, dried, and kept in a clean non-contaminated receptacle. Prolonged soaking will cause damage to metal instruments.

RESTROOM/BATHROOM

NON-ACID TOILET BOWL {AND URINAL} DISINFECTANT {CLEANING} DIRECTIONS

Remove heavy soil prior to disinfection.

From a Concentrate: Add 0.5 oz. of this product directly into the water in the toilet bowl. Brush thoroughly over exposed surfaces and under the rim with a toilet **{brush} {mop}**. Allow solution to stand for 10 minutes and flush.

From a Use Solution: Empty water out of toilet bowl or urinal and apply 0.5 oz. of this product per gal. of water {(or equivalent use dilution)} to exposed surfaces, including under the rim with a toilet **{brush} {mop}**, cloth, or sponge, **{hand pump} coarse pump or trigger spray device**. For spray applications, spray 6-8 inches from surface. Do not breathe spray. Brush or swab thoroughly, then allow solution to stand for 10 minutes and flush.

FOR HEAVY DUTY CLEANING: Pre-clean heavily soiled areas. Empty toilet bowl or urinal and apply 1 oz. of this product to exposed surfaces including under the rim with toilet **{brush} {mop}**, cloth, or sponge, or mechanical spray device, **{hand pump} coarse pump or trigger spray device**. To aid in soil removal, allow to soak. For sprayer application, spray 6-8 inches from surface. Brush or swab thoroughly and allow solution to stand for 10 minutes and flush.

{DEEP} CLEANING/DISINFECTING **{WATERFREE} {WATERLESS}** **URINALS:** Preliminary cleaning is required for heavily soiled surfaces. Remove and properly dispose of cartridge according to manufacturer's directions. Deep clean or disinfect the entire urinal by applying a use solution of 0.5 oz. of this product per gal. of water {(or equivalent use dilution)} directly onto surface. **{Brush} {Scrub}** surfaces and let solution stand for 10 minutes. Wipe surface to clean. Change cartridge as needed. The unit is ready for use.

TO CLEAN WATERFREE {WATERLESS} URINALS: Remove any debris from the urinal. Spray 0.5 to 1 oz. of use solution onto urinal surface. To prepare use solution: Add 0.5 oz. of this product per gal. of water {(or equivalent use dilution)} **{(850 ppm active)}**.

DO NOT spray product directly onto cartridge. Wipe surface to clean. Change cartridge as needed. The unit is ready for use.

FOR USE TO CLEAN AND DISINFECT SHOWER ROOMS, LOCKER ROOMS AND OTHER LARGE OPEN AREAS WITH FLOOR DRAINS:

1. Pre-clean heavily soiled areas.
2. Apply use solution of 0.5 ounce per gal. of water **{(850 ppm)}** to floors, walls and ceilings, making sure not to over spray. To disinfect, all surfaces must remain wet for 10 minutes.
3. Scrub surface using deck brush or other coarse material as necessary.
4. Rinse surfaces thoroughly and let air dry.
5. Prepare a fresh solution daily or when visibly dirty.

DEODORIZATION/CLEANING

FOR USE AS A {GENERAL} CLEANER {AND/OR DEODORIZER}: Apply use solution of 0.5 oz. of this product per gal. of water to hard, non-porous surfaces. **{Rinse} {Wipe up excess liquid {with a paper towel}} {and} {or} {Allow to air dry}}**. For heavy-duty use, **{add} {mix} {apply}}** 1 oz. of this product per gal. to clean hard, non-porous surfaces.

GENERAL DEODORIZATION: To deodorize, apply 0.5 oz. of this product per gal. of water to hard, non-porous surfaces. **{Rinse} {Wipe up excess liquid {with a paper towel}} {and} {or} {Allow to air dry}}**.

FOR DEODORIZING SEPTIC STORAGE TANKS: Pre-clean heavily soiled areas. When tanks are empty, pour 0.5 oz. of this product for every gal. of water in tank on recreational vehicles, campers and boats to control odors. As tank fills with sewage and the vehicle is moving, this solution will mix and provide an adequate deodorizing solution for this use. This product is to be used on gray and black water tanks only. Check with local, state, or federal authorities before disposing of sewage in accordance to federal, state and local regulations for waste disposal. (Not for use in CA.)

RV HOLDING TANKS/RECREATIONAL VEHICLES: For toilet waste and holding tanks, cover bottom of holding tank with water and add 0.5 oz. of this product per gal. of water to deodorize. If odors return before time to empty, add another 0.5 oz. to the tank. For kitchen waste, add 0.5 oz. of water to gray water tank as needed to control malodors created by dirty dishwasher. (Not for use in CA.)

AUTOMOTIVE USES: A solution of 0.5 oz. of this product per gal. of water will effectively neutralize {damp musty} odors. Spray or apply onto seats, carpets, headliner and ashtray or into trunk and all vents to eliminate odors from tobacco, food, beverage spills and musty carpet. For sprayer applications, use a coarse spray device. [{Wipe up excess liquid {with a paper towel}} {and} {or} {Allow to air dry}]. (Not for use in CA.)

AIR FRESHENER: A solution of 0.5 oz. of this product per gal. of water will effectively neutralize {damp musty} odors caused by mildew in storage areas, basements, closets, bathrooms and A/C filters. Spray to eliminate odors from tobacco, food, beverage spills and musty carpet. For sprayer applications, use a coarse spray device. [{Wipe up excess liquid {with a paper towel}} {and} {or} {Allow surface to air dry}]. (Not for use in CA.)

WATERBED CONDITIONER: When used as a waterbed conditioner, this product eliminates odor. If bed has not been treated properly, drain bed completely. Add 15 gal. of water, mix vigorously, drain bed again. Fill bed with water and follow dosage directions.

Dosage: To eliminate odor, add 0.8 oz. of this product in a [{waveless/fiber} {free flow}] waterbed of 90 to 180 gal. capacity. Repeat application every 4 to 6 months.

GLASS CLEANING{/DEODORIZING} DIRECTIONS: Use a 0.5 oz. of this product per gal. of water use solution to clean and deodorize windows, mirrors, and glass surfaces. Use a coarse spray device. For spray applications, spray 6-8 inches from surface. Do not breathe spray. Rub with sponge or cloth. Change cloth, sponge or towels frequently to avoid re-deposition of soil.

CARPET CLEANING

SPECIAL INSTRUCTIONS FOR CLEANING CARPETS: This product can be used to clean carpets in industrial, institutional, commercial and residential areas such as homes, motel & hotel chains, nursing homes, schools and hospitals. For use on wet cleanable synthetic fibers. Do not use on wool. Vacuum carpet thoroughly prior to cleaning. Test fabric for color fastness.

For Portable Extraction Units: Mix 0.5 oz. of this product per gal. of water {(or equivalent use dilution)}.

For Truck Mounted Extraction Machines: Mix 0.5 oz. of this product per gal. of water {(or equivalent use dilution)} and meter at 4 gal. per hour.

For Rotary Floor Machines: Mix 0.5oz. of this product per gal. of water {(or equivalent use dilution)} and apply at the rate of 300-500 sq. ft. per gal.

Do not mix this product with other cleaning products. Follow the cleaning procedures specified by the manufacturer of the cleaning equipment. After using this product set the carpet pile and protect the carpet from furniture legs and bases while drying. Do not over wet. If applied to stain resistant nylon carpet, apply a fabric protector according to the carpet manufacturer's directions.

CARPET [{CLEANING} {/DEODORIZING (Not for use in CA.)}] FOR HOME, INSTITUTIONAL, INDUSTRIAL AND HOSPITAL USE: This product [{cleans} {and deodorizes}] the carpet. It can be used in industrial, institutional, commercial and residential areas such as homes, motels, hotel chains, nursing homes and hospitals.

Vacuum carpet thoroughly prior to application. Mix 0.5 of this product per gal. of water {(or equivalent use dilution)}. Follow the injection and/or extraction procedures as specified for any conventional steam cleaning equipment you are using. For rotary floor machines, mix 1 oz. of this product per gal. of water and spray on carpet at a rate of 300-500 sq. ft. per gal.

[[For use] {Use this product}] on washable synthetic fibers. Do not use on wool. Test color fastness of carpet before use. Apply diluted product to a small concealed spot, then rub with a clean white cloth. If color changes or transfers to the cloth, a water-based product must not be used.

After using the product, set carpet pile in one direction with a stiff brush. Place aluminum foil under the legs of furniture while carpet is drying. Over-wetting can cause carpet to shrink. Manufacturer assumes no responsibility for over-wetting misuse.

Note: This product must not be mixed with other cleaning products.

WATER AND SMOKE DAMAGE RESTORATION

SEWER BACKUP & RIVER FLOODING: To use as a deodorizer, dilute 0.5 to 1 oz. of this product per gal. of water allowing for the diluting effect of absorbed water within saturated materials. Remove gross filth or heavy soil along with non-salvageable materials. Saturate all affected areas with a mechanical spray device, {coarse pump or trigger spray device} before and after cleaning and extraction. For spray applications, spray 6-8 inches from surface. Do not breathe spray. Use proper ventilation; open windows. (Not for use in CA.)

CARPETS, CARPET CUSHIONS, UPHOLSTERY, DRAPES AND OTHER POROUS MATERIALS, SUB FLOORS, DRYWALL, TRIM AND FRAME LUMBER, TACKLESS STRIP AND PANELING: To use as a deodorizer against water damage, extract the excess water. Test hidden area for colorfastness. Dilute 0.5 to 1 oz. of this product per gal. of water, allowing for the diluting effect of absorbed water within saturated materials. Remove gross filth or heavy soil. Apply directly with a mechanical spray device (or coarse pump or trigger spray device) to fully saturate affected materials. For spray applications, spray 6-8 inches from surface. Do not breathe spray. Roll, brush or agitate into materials. Follow with a thorough extraction. Dry rapidly and thoroughly. (Not for use in CA.)

{[WATER]} {AND} {SMOKE}} DAMAGE RESTORATION: Effective against odor caused by smoke and water damage for home, institutional, industrial and hospital use. This product is particularly suitable for use in water damage restoration. Dilute 0.5 to 1 oz. of this product per gal. of water, allowing for the diluting effect of absorbed water within saturated materials. Saturate affected materials with enough product to remain wet for at least 10 minutes. Use proper ventilation. (Not for use in CA.)

OTHER USES

FOR CONTROL OF DROSOPHILA SPP. AND PHORIDAE FAMILY OF FLIES ON NON-FOOD CONTACT SURFACES: To control flies on hard, non-porous non-food contact surfaces such as floors, walls, countertops, metal surfaces, painted surfaces, glazed porcelain, glazed tile, glass, chrome, rubber, and plastic in restaurants, bars, kitchens, dishwashing areas, and bar and wait station areas and other food storage areas. After removing gross filth, apply a solution of 0.5 oz. of this product to 5.5 gal. of water {(or equivalent use dilution)} to surfaces and locations where flies breed. Spray surfaces thoroughly or apply by pouring, mopping or sponging onto the surface. Allow surface to remain wet for 10 minutes. Repeat application 1-2 times per week or as needed. Do not contaminate food and food packaging.

FOR CONTROL OF SMALL FLIES IN DRAINS: For control of small flies: *Drosophila* spp. and the Phoridae family. Spray or pour solution of 0.5 oz. of this product to 5.5 gal. of water {(or equivalent use dilution)} into the drain during time of lowest level of drain use. Add 14 oz. of use solution daily to each drain to maintain fly control. Apply product around the edge of the drain and thoroughly coat inside of drain. Repeat application 1-2 times per week or as needed. Do not contaminate food and food packaging.

MUSHROOM FARM INDUSTRY USE DIRECTIONS:

At 0.5 oz. per gal. this product is effective against: *Dactylium dendroides* (ATCC 6676).

Site Preparation: The first step in any ongoing sanitation program must be the removal of gross contamination and debris. This may be accomplished by using a shovel, broom, or vacuum, depending on the area to be disinfected.

Disinfection: For heavily soiled areas, pre-clean first. Use 0.5 of this product per gal. of water {(or equivalent use dilution)} use solution. Wet all hard, non-porous surfaces thoroughly. Treated surfaces must remain wet for 10 minutes. Let air-dry. Prepare a fresh solution for each use.

For Heavy Duty Cleaning: When heavy duty cleaning is desired, use 1 oz. of this product per gal. of water {(or equivalent use dilution)}. Heavily soiled areas will require repeated cleaning before treatment.

DO NOT APPLY TO THE MUSHROOM CROP, COMPOST OR CASING. Rinse treated surfaces with potable water before they contact the crop, compost or casing.

CITRUS CANKER CONTROL AND CONTROL OF BACTERIA SPOT ON TOMATOES (Not Applicable in CA): For prevention of Citrus Canker and Bacterial Spot of Tomatoes Diseases through treatment of pre-cleaned equipment. Effective against *Xanthomonas axonopodis* pv. *citri* (Citrus Canker) and *Xanthomonas campestris* pv. *vesicatoria* (bacteria spot of tomatoes) at 2000 ppm active. Treatment can be applied to trucks, attached trailers, field harvesting equipment, including cargo area, wheels, tires, undercarriage, hood, roof, fenders and any other hard, non-porous part of equipment that can be taken into infested areas. Thoroughly clean surfaces with soap or detergent and rinse with water. Then saturate surfaces with a use dilution of 1:108 {(or equivalent use dilution)} {(2000 ppm active)} for a period of 10 minutes. Allow to air dry. Surfaces that come in contact with food or crop must be rinsed with potable water before reuse. To prevent the spread of Citrus Canker Disease by this artificial means of transportation, treatments are made by trigger spraying, dipping or brushing. Clothing must be either thoroughly rinsed or laundered before reuse. Footwear must be rinsed before reuse. Prepare a fresh solution daily or when visibly dirty.

DISINFECTION/VIRUCIDE* OF HARD, NON-POROUS SURFACES IN WHIRLPOOL UNITS: After using the whirlpool unit, drain unit. Prepare a use solution of 0.5 oz. of the product per gal. of water {(or equivalent use dilution)} and refill with use solution to just cover the intake valve {or 2 inches above the highest jet}. Briefly start the pump to circulate the solution. Turn off the pump. Wash down the unit sides, seat of the chair lift and any other related equipment with a clean swab, brush or sponge. Treated surfaces must remain wet for 10 minutes. After the unit has been thoroughly disinfected, drain the solution from the unit and rinse disinfected surfaces with fresh water. Wipe dry with a clean sponge or cloth or allow to air dry. Repeat for heavy soiled units.

FUNGICIDE OF HARD, NON-POROUS SURFACES IN WHIRLPOOL UNITS: After using the whirlpool unit, drain unit. Prepare a use solution of 0.75 oz. of the product per gal. of water {(or equivalent use dilution)} to just cover the intake valve {or 2 inches above the highest jet}. Briefly start the pump to circulate the solution. Turn off the pump. Wash down the unit sides, seat of the chair lift and any other related equipment with a clean swab, brush or sponge. Treated surfaces must remain wet for 10 minutes. After the unit has been thoroughly disinfected, drain the solution from the unit and rinse disinfected surfaces with fresh water. Wipe dry with a clean sponge or cloth or allow to air dry. Repeat for heavy soiled units.

SANITIZATION OF HARD, NON-POROUS SURFACES IN WHIRLPOOL UNITS: To remove body oils, dead tissue, soil and all other buildups or organic matter on surfaces after using the whirlpool unit, drain and refill with a solution of 0.5 oz. of this product per 5.5 gal. of water {(or equivalent use dilution)} {(150 ppm active)} to just cover the intake valve {or 2 inches above the highest jet}. Briefly start the pump to circulate the solution. Turn off the pump. Wash down the unit sides, seat of the chair lift and any other related equipment with a clean swab, brush or sponge. Treated surfaces must remain wet for 1 minute. After the unit has been thoroughly sanitized, drain the solution from the unit and rinse all with fresh water. Repeat for heavy soiled units. Then the unit is ready for reuse.

FOR DISINFECTING BAGLESS VACUUM CLEANERS: Add 0.5 oz. of this product per gal. of water {(or equivalent use dilution)}. Turn off and unplug vacuum cleaner. Remove the hard, non-porous container that houses collected material from the vacuum cleaner. Empty contents into a waste receptacle. Rinse collection container with water and wipe clean to remove any additional collected material. Apply use solution to collection container with a brush, cloth, mop, sponge, mechanical spray device, {{hand pump} coarse pump or trigger spray device} so as to wet surfaces thoroughly. {For sprayer applications, spray 6-8 inches from surface.} Allow surfaces to remain wet for 10 minutes. Wipe up excess liquid with a clean cloth or sponge or allow to air dry. Reattach container to vacuum cleaner.

FOR DISINFECTING NON-POROUS VACUUM CLEANER BRUSHES: Add 0.5 oz. of this product per gal. of water {(or equivalent use dilution)}. Turn off and unplug vacuum cleaner. Remove the non-porous brushes from vacuum cleaner. Submerge brush in use solution so as to wet surfaces thoroughly. Allow surfaces to remain wet for 10 minutes. Wipe up excess liquid with a clean cloth or sponge or allow to air dry. Reattach brushes to vacuum cleaner.

COMMERCIAL FLORIST USE DIRECTIONS: To clean, disinfect {and deodorize} hard, non-porous surfaces, prepare use solution of 0.5 oz. of this product per gal. of water {(or equivalent use dilution)}. For heavy-duty use, add 2 oz. of this product per gal. of water {(or equivalent use dilution)}. Remove all leaves, petals, garbage and refuse. Pre-clean surfaces using pressurized water where possible. Apply use solution to hard, non-porous surfaces, thoroughly wetting surfaces as required, with a cloth, mop, brush, sponge, {auto scrubber,} or mechanical spray device, {{hand pump} coarse pump or trigger spray device}. For sprayer applications, spray 6-8 inches from surface. Rub with brush, sponge, mop or cloth. Do not breathe spray. Treated surfaces must remain wet for 10 minutes. Wipe up excess or allow to air dry. Change cloth, sponge or towels frequently to avoid re-deposition of soil. Prepare a fresh solution daily or when visibly dirty.

WORK AREAS AND BENCHES, POTS, FLATS AND FLOWER BUCKETS, CUTTING TOOLS: Pre-clean surfaces. [{{Spray} {or} {swab}}] hard, non-porous working surfaces {or} {Soak cutting edge of tool}} with a solution of 0.5 oz. of this product per gal. of water {(or equivalent use dilution)} before each work period and again after each plant is completed {to help control transfer of diseases such as anthracnose, blight, *Botrytis*, crown rot, Tobacco Mosaic Virus {TMV}, mildew, rust, *Erwinia* and root rot[‡]}. Allow surface to remain wet for 10 minutes. To apply solution as a sprayer application, use as a coarse spray only and spray 6-8 inches from surface. Wipe up excess liquid or allow to air dry. {Dry and oil tools at the end of each workday.} Prepare a fresh solution daily or when visibly dirty. (‡Not for use in CA.)

CLEANSING OF EXTERIOR BODY SURFACES OF [HUMAN REMAINS], {CADAVERS}: To cleanse away skin secretions and accompanying malodor, to ensure the removal of all soil and bloodstains, and to remove and reduce surface contamination, apply 0.5 oz. of this product per gal. of water {(or equivalent use dilution)} to the exterior surfaces of the body. Bathe the entire body using sponge or washcloth. A soft brush may be employed on surfaces other than the face. Allow a 10 minute contact time for optimal results. Prepare a fresh solution for each human remain.

FOR USE AS A CLEANER ON FINISHED FLOORS: To limit gloss reduction, use 0.5 oz. of this product per gal. of water. Apply with a damp mop or auto scrubber. Allow surface to air dry.

RESIDENTIAL/HOUSEHOLD USE

CLEAN/DISINFECT/DEODORIZE {KITCHEN/BATHROOM/HOUSEHOLD} SURFACES: Pre-clean surfaces. Apply a solution of 0.5 oz. of this product per gal. of water {(or equivalent use dilution)} with brush, cloth, mop, sponge, mechanical spray device, {{hand pump} coarse pump or trigger spray device}. For spray applications, hold container 6 to 8 inches from surface and spray until thoroughly wet. For disinfection, treated surfaces must remain wet for 10 minutes. Wipe up excess liquid or allow to air dry. Rinse with potable water after use on surfaces that come in contact with food. This product is not to be used to clean or disinfect dishware, glasses or eating utensils. Prepare a fresh solution daily or when visibly dirty.

SANITIZATION OF EXTERIOR HOUSEHOLD SURFACES DIRECTIONS

Preparation of Use Solution: Apply a use solution of 0.5 oz. of this product per 5.5 gal. of water {(150 ppm active)} {(or equivalent use dilution)} to sanitize hard, non-porous exterior surfaces such as vinyl, plastic, sealed concrete, painted or sealed woodwork, and sealed stucco. Surfaces to be treated include house siding, decks, patios, walkways and driveways.

Application: Pre-clean heavily soiled areas. Apply solution with a brush, mop, cloth, sponge, {auto scrubber,} mechanical spray device, {{hand pump} coarse pump or trigger spray device}, or with a low-pressure {(less than 60 psi)} airless sprayer so as to wet all surfaces thoroughly. For sprayer applications, spray 6 inches to 8 inches from surface. Treated surfaces must remain wet for 1 minute. Wearing suitable respiratory protective equipment and protective eyewear to control exposure to spray, pressure wash surfaces to thoroughly sanitize all treated areas using a high-pressure spray. Do not breathe spray. One-half gal. of diluted product will treat 200-300 sq. ft. of surface. Prepare a fresh solution daily or when visibly dirty.

ALTERNATE CONTAINER/DELIVERY SYSTEMS

AUTOMATED DILUTION SYSTEM *{{(DILUTION SYSTEMS TRADE NAME)}* INSTRUCTIONS:

Remove *[[cap] {spray nozzle}]* from empty container. Fill empty container with a freshly prepared use-solution. Replace *[[cap] {spray nozzle}]*. Place correct use-dilution label on newly filled container.

(OR)

*{Remove cap and} Insert cartridge into dispenser. {See dispenser instructions for proper placement of cartridge. *[[Press button] {or} {turn knob}]* to dispense *(Insert appropriate dilution from dilution guide)* of this product into a *[[bucket], {bottle}, {scrubber} or {other} {container}.]**

(OR)

Turn off water to connect *[[unit] {cartridge}]*. Attach water source. Rotate control knob to fill a *[[bottle] {or} {bucket} {other container}]*. Squeeze handle to dispense *(Insert appropriate dilution from dilution guide)*. *{See device instruction manual for more information.}*

BAG-IN BOX CONTAINERS:

{How to use this package:} This package is designed to be used with dilution control systems only. Open package and connect to *[[hose] {system}]* to dispense according to directions on the box.

{COARSE} TRIGGER SPRAYERS: Fill bottle from dispenser. *{Apply to surfaces according to directions above.}*

SPRAY USE INSTRUCTIONS:

How to Assemble Extendable Trigger

1. Remove cap from bottle.
2. Insert end of tube into bottle until new cap meets bottle.
3. Twist cap onto bottle until secure.

How to Spray

1. Adjust nozzle to ON *(**Note to Reviewer:** There will be an ON symbol here)* position as indicated on nozzle.
2. *[[To prime sprayer, direct nozzle toward surface to be treated and squeeze trigger several times until liquid is seen through the length of the tube. **Note:** Keeping sprayer head below the level of liquid in bottle will make priming easier.]{When priming, hold sprayer level to the ground. If held at an angle, sprayer will not prime.}]*

After Use

1. Turn nozzle to OFF *(**Note to Reviewer:** There will be an OFF symbol here)* position.

(Spray Cap container language)

Shake Well. Remove sticker. Open flip cap. Firmly insert red hose tip.

MOP BUCKETS: Fill bucket from dispenser. Set up "Wet Floor" signs. Mop floor surfaces as specified in directions above.

*(**Note to Reviewer:** For pre-measured tear open packets only)*

PACKETS: *[[{Simply} {Tear} open and}]* pour contents into X gal. of water. Keep packets in box until ready to use.

REFILLS

To Refill Concentrate From Large Containers Into Smaller Containers: This product may be used to fill and refill clean, properly labeled containers for dilution elsewhere within your facility. Make sure the small container has been cleaned, dried and properly labeled according to state and local regulations. Also make sure other items (funnels or hand pumps) are properly cleaned and dried. To refill, *[[simply pour] {pump product}]* from the larger container directly into the smaller one being careful not to spill any product. Keep both containers sealed when not in use.

STORAGE AND DISPOSAL

Do not contaminate water, food, or feed by storage and disposal.

{PESTICIDE} STORAGE: Store only in original container. Keep this product under locked storage sufficient to make it inaccessible to children or persons unfamiliar with its proper use.

PESTICIDE DISPOSAL: Pesticide wastes are acutely hazardous. Improper disposal of excess pesticide, spray mixture or rinsate is a violation of Federal Law. If these wastes cannot be disposed of by use according to label instructions, contact your State Pesticide or Environmental Control Agency, or the Hazardous Waste Representative at the nearest EPA Regional Office for guidance.

CONTAINER HANDLING:

(Note to Reviewer: One or more of the following paragraphs for Container Handling will be selected, depending on packaging use/type.)

{For residential/household use ONLY}

Non-refillable container. Do not reuse or refill this container. Offer for recycling if available or place in trash.

{For products with industrial, institutional, commercial use – May choose appropriate non-refillable/refillable statement.}

{For non-refillable containers equal to or less than 5 gal.}

Non-Refillable Container. Do not reuse or refill this container. Triple rinse container {(or equivalent)} promptly after emptying. Triple rinse as follows: Fill the container ¼ full with water and recap. Shake for 10 seconds. Drain for 10 seconds after the flow begins to drip. Follow Pesticide Disposal instructions for rinsate disposal. Repeat this procedure two more times. Then offer for recycling if available or puncture and dispose of in a sanitary landfill, or by incineration.

{For non-refillable containers greater than 5 gal.}

Non-Refillable Container. Do not reuse or refill this container. Triple rinse container {(or equivalent)} promptly after emptying. Triple rinse as follows: Fill the container ¼ full with water. Replace and tighten closures. Tip container on its side and roll it back and forth, ensuring at least one complete revolution, for 30 seconds. Stand the container on its end and tip back and forth several times. Turn the container over onto its other end and tip back and forth several times. Follow Pesticide Disposal instructions for rinsate disposal. Repeat this procedure two more times. Then offer for recycling if available or puncture and dispose of in a sanitary landfill, or by incineration.

{For non-refillable packets, Bag-In Box, and other sealed containers}

(Note to Reviewer: sealed containers are designed to reduce worker exposure to the concentrate. None of these types of containers can be triple rinsed because they are closed, welded, sealed containers.)

Non-Refillable Container. Do not reuse or refill this container. Wrap empty container and put in trash or offer for recycling.

{Refillable containers}

Refillable Container. Refill this container with this product only. Do not reuse this container for any other purpose. Cleaning the container before final disposal is the responsibility of the person disposing of the container. Cleaning before refilling is the responsibility of the refiller. To clean the container before final disposal empty the remaining contents from this container into application equipment or a mix tank. Fill container about 10 percent full with water. Agitate vigorously or recirculate water with the pump for 2 minutes. Pour or pump rinsate into application equipment or rinsate collection system. Repeat this rinsing procedure two more times.

PRECAUTIONARY STATEMENTS HAZARDS TO HUMANS AND DOMESTIC ANIMALS

DANGER. Corrosive. Causes irreversible eye damage and skin burns. Harmful if swallowed, inhaled or absorbed through the skin. Avoid breathing spray mist. Do not get in eyes, on skin or on clothing. Wear goggles or face shield and rubber gloves and protective clothing when handling. Wash thoroughly with soap and water after handling and before eating, drinking, chewing gum, using tobacco or using the toilet. Remove contaminated clothing and wash clothing before reuse.

ENVIRONMENTAL HAZARDS

(If container is equal to or greater than 5 gal., the following statement must appear on the label.)

This product is toxic to fish and aquatic invertebrates. Do not discharge effluent containing this product into lakes, streams, ponds, estuaries, oceans or other waters unless in accordance with the requirements of a National Pollutant Discharge Elimination System (NPDES) permit and the permitting authority has been notified in writing prior to discharge. Do not discharge effluent containing this product into sewer systems without previously notifying the local sewage treatment plant authority. For guidance contact your State Water Board or Regional Office of the EPA.

(If container is less than 5 gal., use the following as an alternate to the above statement.)

This product is toxic to fish and aquatic invertebrates.

{SPANISH ADVISORY STATEMENTS}

(Note to Reviewer: This statement is optional except when used on labels with agricultural uses.)

{SI USTED NO ENTIENDE LA ETIQUETA, BUSQUE A ALGUIEN PARA QUE SE LA EXPLIQUE A USTED EN DETALLE.

IF YOU DO NOT UNDERSTAND THE LABEL, FIND SOMEONE TO EXPLAIN IT TO YOU IN DETAIL.}

GRAPHICS AND ICONS

(Note to Reviewer: These are representative icons for use sites/application methods that may appear on the label with the appropriate directions for use, PPE or package type.)

- | | | | |
|---|---|--------------------------------------|-----------------------------|
| {Picture of Bathroom} | {Picture of Toilet} | {Picture of Urinal} | {Picture of Sink} |
| {Picture of Laboratory Equipment} | {Picture of Gloved Hand and Spray Bottle} | {Picture of Carpet Cleaning Machine} | {Picture of Mop and Bucket} |
| {Disinfectant Logo} | {Picture of Gloved Hand and Towel} | {Picture of Toilet Brush} | |
| {Baby Drowning in Bucket Warning Graphic} | {Recycling Logo} | {Made in USA Logo/Flag} | |


(Note to Reviewer: These are representative icons/descriptions that will appear on the label with the appropriate formula fragrance.)

Fragrance graphics:

Floral Scent



Lemon/Lime/Orange/Citrus Scent



Pine Scent



Tropical/Fresh Scent



Mint/Wintergreen Scent



Lemon/Cherry/Apple Scent



Lavender



X OZ. PACKET (OR EQUIVALENT USE DILUTION) LABEL TO BE USED WITH MASTER CONTAINER LABEL

MAQUAT[®] 615-HD

FOR {[DISINFECTION]} {AND} {NON-FOOD CONTACT SANITIZATION]}

NOT FOR RESALE

ACTIVE INGREDIENTS:

Alkyl (50% C₁₄, 40% C₁₂, 10% C₁₆)

Dimethyl Benzyl Ammonium Chloride 8.68%

Octyl Decyl Dimethyl Ammonium Chloride 6.50%

Didecyl Dimethyl Ammonium Chloride 3.26%

Dioctyl Dimethyl Ammonium Chloride 3.26%

OTHER INGREDIENTS:..... 78.30%

TOTAL:..... 100.00%

KEEP OUT OF REACH OF CHILDREN

DANGER {PELIGRO}

SEE OUTER CONTAINER FOR PRECAUTIONARY STATEMENTS AND DIRECTIONS FOR USE.

MIX EACH (*insert oz.*) PACKET WITH (*insert gallons*) OF WATER

(Note to Reviewer: The following text is optional.)

**{SI USTED NO ENTIENDE LA ETIQUETA, BUSQUE A ALGUIEN PARA QUE SE LA EXPLIQUE A USTED EN DETALLE.
IF YOU DO NOT UNDERSTAND THE LABEL, FIND SOMEONE TO EXPLAIN IT TO YOU IN DETAIL.}**

DISPOSAL: Do not reuse or refill this container. Wrap empty container and put in trash.



MASON CHEMICAL COMPANY

"The Quaternary Specialists"

721 W. Algonquin Road

Arlington Heights, IL 60005

847-290-1621

Toll Free: 800-362-1855

EPA Reg. No. 10324-72 EPA Est. No.

NET CONTENTS: X FL. OZ.