

10324-63

8/20/2013

1/47

UNITED STATES ENVIRONMENTAL PROTECTION AGENCY

Megan Pletka
Regulatory Consultant
Technology Science Group, Inc
1150 18th Street, Suite 1000
Washington DC 20036

AUG 20 2013

SUBJECT: Maquat® 10
EPA Registration Number: 10324-63
Application Date: July 25, 2013
Receipt Date: July 26, 2013

Dear Ms. Pletka:

This letter acknowledges receipt of the notification identified above submitted under provisions of the Federal Insecticide, Fungicide, and Rodenticide Act (FIFRA) as amended and PR Notice 98-10 and 40 CFR 152.46.


- To add English translation of Spanish phrases on pages 1, 42, 43 and 44 and make both English and Spanish versions optional via a Note to the Reviewer.
- To revise the Note to reviewer on page 40.

Based on a review of the submitted information, this notification is acceptable. A copy has been inserted in your file for future reference.

General Comments

Should you have any questions concerning this letter, please contact Emilia Oiguenblik at (703) 347-0199 or Velma Noble at (703) 308-6233.

Sincerely,



Velma Noble
Product Manager (31)
Regulatory Management Branch I
Antimicrobials Division (7510P)

CONCURRENCES							
SYMBOL							
SURNAME							
DATE							

2/47



United States
Environmental Protection Agency
Washington, DC 20460

- Registration
- Amendment
- Other

OPP Identifier Number

Application for Pesticide – Section I

1. Company/Product Number 10324-63	2. EPA Product Manager Velma Noble	3. Proposed Classification <input checked="" type="checkbox"/> None <input type="checkbox"/> Restricted
4. Company/Product (Name) Mason Chemical Company / Maquat 10	PM# 31	
5. Name And Address Of Applicant (Include ZIP Code) Mason Chemical Company 721 W. Algonquin Road Arlington Heights, IL 60005 <input type="checkbox"/> Check if this is a new address	6. Expedited Review. In accordance with FIFRA Section 3(c)(3) (b)(i), my product is similar or identical in composition and labeling to: EPA Reg. No. _____ Product Name _____	

Section II

<input type="checkbox"/> Amendment – Explain below.	<input type="checkbox"/> Final Printed labels in response to Agency letter dated _____
<input type="checkbox"/> Resubmission in response to Agency letter dated _____	<input type="checkbox"/> "Me Too" Application.
<input checked="" type="checkbox"/> Notification – Explain below.	<input type="checkbox"/> Other – Explain Below.

Explanation: Use additional page(s) if necessary. (For section I and Section II.)
Notification to revise the product label per PR Notice 98-10. This notification is consistent with the provisions of PR Notice 98-10 and EPA regulations at 40 CFR 152.46, and no other changes have been made to the labeling or the confidential statement of formula of this product. I understand that it is a violation of 18 U.S.C. Sec. 1001 to willfully make any false statement to EPA. I further understand that if this notification is not consistent with the terms of PR Notice 98-10 and 40 CFR 152.46, this product may be in violation of FIFRA and I may be subject to enforcement action and penalties under sections 12 and 14 of FIFRA.

Section III

1. Material This Product Will Be Packaged In:				2. Type of Container	
Child Resistant Packaging <input type="checkbox"/> Yes* <input type="checkbox"/> No	Unit Packaging <input type="checkbox"/> Yes <input type="checkbox"/> No	Water Soluble Packaging <input type="checkbox"/> Yes <input type="checkbox"/> No		<input type="checkbox"/> Metal <input type="checkbox"/> Plastic <input type="checkbox"/> Glass <input type="checkbox"/> Paper <input type="checkbox"/> Other (Specify) _____	
* Certification must be submitted		If "Yes" No. per Unit Packaging wgt. Container	If "Yes" No. per Unit Packaging wgt. Container		
3. Location of Net Contents Information <input type="checkbox"/> Label <input type="checkbox"/> Container		4. Size(S) Retail Container		5. Location of Label Directions <input type="checkbox"/> On Label <input type="checkbox"/> On Labeling accompanying product	
6. Manner in Which Label is Affixed to Product				<input type="checkbox"/> Other _____	
				<input type="checkbox"/> Lithographed <input type="checkbox"/> Paper glued <input type="checkbox"/> Stenciled	

Section IV

1. Contact Point (Complete items directly below for identification of individual to be contacted, if necessary, to process this application.)		
Name Megan Pletka, Technology Sciences Group, Inc.	Title Regulatory Consultant	Telephone No. (include Area Code) (202) 628-8954
Certification I certify that the statements I have made on this form and all attachments thereto are true, accurate and complete. I acknowledge that any knowingly false or misleading statement may be punishable by fine or imprisonment or both under applicable law.		6. Date Application Received (Stamped)
2. Signature 	3. Title Regulatory Agent to Mason Chemical Company	
4. Typed Name Megan E. Pletka	5. Date July 25, 2013	

3/47



Technology Sciences Group Inc.

1150 18th Street, NW, Suite 1000
Washington, D.C. 20036
Direct: (202) 828-8992
Fax: (202) 872-0745
E-Mail: mpletka@tsgusa.com

Megan Pletka
Regulatory Consultant

July 25, 2013

Velma Noble
Antimicrobial Division (7504P)
Office of Pesticide Products
U.S. Environmental Protection Agency
Room S-4900, One Potomac Yard
2777 South Crystal Drive
Arlington, VA 22202-4501

Re: Notification to Update Label Claims and Note to Reviewer
Company Name: Mason Chemical Company
Product Name: Maquat 10
EPA Registration No.: 10324-63

Dear Velma,

Technology Sciences Group, Inc., on behalf of Mason Chemical Company is submitting the enclosed notification to revise the Spanish language on the product label and update the Note to Reviewer in the Storage and Disposal section. The following changes are being made via this notification:

- Page 1, 42, 43, and 44:
 - Add English translation of Spanish phrase, "Danger: If You Cannot Read English, Ask Your Supervisor To Explain The Appropriate Directions For Use Before Working With This Product."
 - Make both English and Spanish versions of the phrase optional via a Note to the Reviewer.
- Page 40:
 - Revise Note to Reviewer. The note has been revised to clarify the statement for containers sizes greater than < 1 gallon.
 -

Please see enclosed the label with the proposed changes highlighted. Please do not hesitate to contact me with any questions at (202) 828-8954 or via e-mail at mpletka@tsgusa.com.

Sincerely,

Megan E. Pletka

Regulatory Consultant



MASON CHEMICAL COMPANY
"The Quaternary Specialists"

721 W. Algonquin Road | Arlington Heights, IL 60005 | 847-290-1621 or 800-362-1855

E.P.A. Reg. No. 10324-63
E.P.A. Est. No. 10324-IL-1

MAQUAT® 10

Net Contents: (Batch)(Lot)(No): (Manufacturing Date):

PRECAUTIONARY STATEMENTS

HAZARDS TO HUMANS AND DOMESTIC ANIMALS

DANGER. Keep out of Reach of Children. Corrosive. Causes irreversible eye damage and skin burns. Harmful if swallowed or absorbed through the skin. Do not get into eyes, on skin or on clothing. Wear goggles or face shield and rubber gloves and protective clothing when handling. Wash thoroughly with soap and water after handling and before eating, drinking, chewing gum, using tobacco or using the toilet. Remove contaminated clothing and wash clothing before reuse.

The following Worker Protection Standard (WPS) and Personal Protective Equipment (PPE) language is required for when this product label is designed for use in a commercial setting for Horticultural and Ornamental Plant uses - these WPS and PPE language statements must be removed when the product is clearly sold and distributed for residential use)

PERSONAL PROTECTIVE EQUIPMENT: Applicators and other handlers must wear coveralls worn over long-sleeved shirt and long pants, waterproof gloves, chemical-resistant footwear and socks, protective eyewear, chemical-resistant headgear when using this product for algae control in overhead watering system and chemical-resistant apron when mixing, loading or cleaning equipment. Discard clothing and other absorbent materials that have been drenched or heavily contaminated with the product's concentrate. Do not reuse them. Follow manufacturer's instructions for cleaning/maintaining PPE. If no such instructions for washables, use detergent and hot water. Keep and wash PPE separately from other laundry. Remove PPE immediately after handling this product. Wash the outside of gloves before removing. As soon as possible, wash thoroughly and change into clean clothing. Wash hands before eating, drinking, chewing gum, using tobacco or using the toilet. Remove clothing immediately if pesticide gets inside. Then wash thoroughly and put on clean clothing.

(If container is 5 gallons or larger the following statement must appear on the label.)

ENVIRONMENTAL HAZARD

This pesticide is toxic to fish and aquatic invertebrates. Do not discharge effluent containing [(this product) (Product Name)] into lakes, streams, ponds, estuaries, oceans or other waters unless in accordance with the requirements of a National Pollutant Discharge Elimination System (NPDES) permit and the permitting authority has been notified in writing prior to discharge. Do not discharge effluent containing [(this product) (Product Name)] into sewer systems without previously notifying the local sewage treatment plant authority. For guidance contact your State Water Board or Regional Office of the EPA.

(If container is less than 5 gallons use the following as an alternate to the above statement.)

ENVIRONMENTAL HAZARD

[(This product) (Product Name)] is toxic to fish.

PHYSICAL OR CHEMICAL HAZARDS

Do not use or store near heat or open flame.

Do not mix with oxidizers, anionic soaps and detergents.

(Note to Reviewer: This information has been verified per DOT regulations. It is NOT required to be on the label but is being requested by a customer.)

TRANSPORTATION INFORMATION

DOT Hazard Class: 8 Corrosive

DOT Proper Shipping Name: Disinfectant Liquid Corrosive (Quaternary Ammonium Compound), 8, UN1903, PGII

(Note to Reviewer: These statements are optional unless required by Worker Protection Standards.)

PELIGRO: SI NO PUEDE LEER EN INGLES, PREGUNTE A SU SUPERVISOR SOBRE LAS INSTRUCCIONES DE USO APROPIADAS ANTES DE TRABAJAR CON ESTE PRODUCTO.

DANGER: IF YOU CANNOT READ ENGLISH, ASK YOUR SUPERVISOR TO EXPLAIN THE APPROPRIATE DIRECTIONS FOR USE BEFORE WORKING WITH THIS PRODUCT.

Disinfectant - (Food Contact) (Non-Food Contact) Sanitizer - (Odor Counteractant) (Odor Neutralizer) Deodorizer - Cleaner - Fungicide - Mildewstat - Viricide - With Organic Soil Tolerance For Hospitals, Nursing Homes, Whirlpool, Homes, Households, Hotels & Motels, Waterbed Conditioner, Institutional, Industrial, School, Dairy, Equine, Poultry/Turkey Farm, Veterinary, Restaurant, Food Handling and Process Areas, Wineries, Federally Inspected Meat and Poultry Plants, Bar and Institutional Kitchen Use and for Sanitizing Ice Machines and for Harvesting & Handling Equipment. Controls Algae and Algal-Slime Growth in Industrial and/or Commercial Recirculating Cooling Water Towers, and Once through Fresh Water Cooling Systems. *(Not for use in waterbeds, cooling towers, water cooling systems in CA)*

Non-Acid Bathroom Cleaner.
Non-Dulling to Floors (Floor Finishes).

Athletic Surface Disinfectant.

Formulated for effective Poultry Sanitation.

Formulated for effective Swine Premise Sanitation.

Formulated for effective Mushroom Farm Sanitation.

Small Fly Ovicidal Treatment.

Industrial Water Treatment. *(Not for use in CA)*

A Water Treatment Microbiocide for Industrial and Commercial Recirculating Cooling Water Towers *(Not for use in CA)*

Meets OSHA Bloodborne Pathogen Standard for HIV, HBV and HCV.

(Product of USA) (Made in the USA)

ACTIVE INGREDIENTS:

Alkyl (C-14 60%, C-16 30%, C-12 5%, C-18 5%) dimethyl benzyl ammonium chloride 5.0%

Alkyl (C-2 68%, C-14 32%) dimethyl ethylbenzyl ammonium chloride 5.0%

INERT INGREDIENTS:

..... 90.0%

TOTAL: 100.0%

NOTIFICATION
Date: 10/13/20
By: [Signature]

KEEP OUT OF REACH OF CHILDREN

DANGER PELIGRO

See (left) (back) (side) (right) panel (of label) (below) for additional precautionary statements and first aid statements.

FIRST AID

Have the product container or label with you when calling a poison control center or doctor, or going for treatment.

IF ON SKIN OR CLOTHING: Take off contaminated clothing. Rinse skin immediately with plenty of water for 15-20 minutes. Call a poison control center or doctor for treatment advice.

IF IN EYES: Hold eye open and rinse slowly and gently with water for 15-20 minutes. Remove contact lenses, if present, after the first 5 minutes, then continue rinsing eye. Call a poison control center or doctor for treatment advice.

IF SWALLOWED: Call a poison control center or doctor immediately for treatment advice. Have person sip a glass of water if able to swallow. Do not induce vomiting unless told to do so by a poison control center or doctor. Do not give anything by mouth to an unconscious person.

IF INHALED: Move person to fresh air. If person is not breathing, call 911 or an ambulance, then give artificial respiration, preferably mouth-to-mouth, if possible. Call a poison control center or doctor for further treatment advice.

NOTE TO PHYSICIAN: Probable mucosal damage may contraindicate the use of gastric lavage.

(Note to reviewer: The Table of Contents will not be on any label. This is for our customer's reference only. The page numbers will change when the label changes.)

Table of Contents

Description	Page No.
Organism Guide	2
Marketing Claims	3
Use Directions	
General	10
Hospital/Healthcare	
Disinfection	12
Non-Food Contact Sanitization	13
Food Processing	
Disinfection	14
Non-Food Contact Sanitization	15
Food Contact Sanitization	15
Animal Premises	
Disinfection	21
Non-Food Contact Sanitization	25
Barber/Salon	
Disinfection	26
Non-Food Contact Sanitization	27
Restroom/Bathroom	27
Fungicidal/Mold & Mildew	29
Deodorization/Cleaning	30
Other	
Disinfection	31
Non-Food Contact Sanitization	32
Water Treatment	
Industrial Water Systems	32
Swimming Pool	33
Outside Spas/Whirlpools/Hot Tubs	34
Horticultural and Ornamental Plant	
Commercial	34
Residential	37

ORGANISM LIST

(Note to reviewer: Brackets [] indicate that one option within the brackets MUST be used in the final label text. Each option within the brackets is enclosed in a set of parenthesis ().)
 (Note: For reference use only. This is a list of all organisms covered by this label. Please see appropriate Directions for Use for proper use dilution.)

****DISINFECTION PERFORMANCE IN INSTITUTIONS (Hospitals, Dental Offices, Nursing Homes, and Other Health Care Institutions) AND NON-MEDICAL FACILITIES (Households, Schools, Restaurants, Food Services, Dairies, Farms, Beverage, Food Processing Plants and Other Non-Medical Facilities):** [(This product) (Product Name)] is bactericidal according to the AOAC Use Dilution Test method on hard, non-porous (inanimate) (environmental) surfaces modified in the presence of 5% organic serum against:

- Botrytis cinerea* (ATCC 12481)
- Burkholderia cepacia* (ATCC 25416)
- Campylobacter jejuni* (ATCC 29428)
- Corynebacterium ammoniagenes* (ATCC 6871)
- Escherichia coli* 0157:H7 (ATCC 35150)
- Enterococcus faecium* (Vancormycin Resistant) (VRE)
- Klebsiella pneumoniae* (ATCC 13883)
- Listeria monocytogenes* (ATCC 984)
- Proteus mirabilis*
- Pseudomonas aeruginosa* (ATCC 15442)
- Salmonella enterica* (ATCC 10708)
- Salmonella typhi* (ATCC 6539)
- Shigella sonnei* (ATCC 9290)

Staphylococcus aureus (ATCC 6538)
Staphylococcus aureus (Methicillin resistant) (ATCC 33591)
 Community Associated Methicillin Resistant *Staphylococcus aureus* (CA MRSA) (Genotype USA400)
Yersinia enterocolitica (ATCC 23715)

GENERAL DISINFECTION PERFORMANCE IN NON-MEDICAL FACILITIES (Households, Schools, Restaurants, Food Services, Dairies, Farms, Beverage, Food Processing Plants and Other Non-Medical Facilities): [(This product) (Product Name)] is bactericidal according to the AOAC Use Dilution Test method on hard non-porous (inanimate) (environmental) surfaces modified in the presence of 5% organic serum against:

- Campylobacter jejuni* (ATCC 29428)
- Escherichia coli* 0157:H7 (ATCC 31250)
- Listeria monocytogenes* (ATCC 984)
- Proteus mirabilis*
- Salmonella enterica* (ATCC 10708)
- Staphylococcus aureus* (ATCC 6538)
- Staphylococcus aureus* (Methicillin resistant) (ATCC 33591)
- Yersinia enterocolitica* (ATCC 23715)

VIRUCIDAL * PERFORMANCE: [(This product) (Product Name)] was evaluated in the presence of 5% serum and found to be effective against the following viruses on hard, non-porous (inanimate) (environmental) surfaces:

- Avian influenza A (Turkey/Wisconsin) virus (ATCC VR-798)
- Avian influenza A (H5N1) virus
- Hepatitis B Virus (HBV)
- Hepatitis C Virus (HCV)
- Herpes Simplex Type 1 virus (ATCC VR-260)
- Herpes Simplex Type 2 virus (ATCC VR-734)
- HIV-1
- Human Coronavirus (ATCC VR-740)
- Infectious Bronchitis Virus
- Influenza A (H1N1) virus (ATCC VR-1469)
- Influenza A2/Japan Virus (ATCC VR-100)
- Vaccinia virus

ANIMAL PREMISE VIRUCIDAL * PERFORMANCE: [(This product) (Product Name)] was evaluated in the presence of 5% serum and found to be effective against the following viruses on hard, non-porous (inanimate) (environmental) surfaces:

- Avian influenza A (Turkey/Wisconsin) virus (ATCC VR₆798)
- Avian influenza A (H5N1) virus
- Avian Reovirus (ATCC VR-2449)
- Bovine Viral Diarrhea Virus (ATCC VR-534)
- Canine Coronavirus (ATCC VR-809)
- Canine Distemper Virus
- Equine Arteritis virus (ATCC VR₇53)
- Infectious Bovine Rhinotracheitis Virus (IBRV)
- Infectious Laryngotracheitis Virus
- Newcastle disease virus
- Porcine Respiratory & Reproductive Virus (PRRSV)
- Porcine Rotavirus (ATCC VR-893)
- Pseudorabies virus (ATCC VR-135)
- Transmissible Gastroenteritis (TGE) Virus (ATCC VR-742)

5/97

NON-FOOD CONTACT SANITIZING PERFORMANCE: [(This product) (Product Name)] is an effective one-step sanitizer on hard, non-porous (inanimate) (environmental) surfaces against the following:

Enterobacter aerogenes (ATCC 13048)
Staphylococcus aureus (ATCC 6538)

FOOD CONTACT SANITIZING PERFORMANCE: [(This product) (Product Name)] is effective in 500 ppm hard water (calculated as CaCO₃) according to the AOAC Germicidal and Detergent Sanitizing Action of Disinfectants test on hard, non-porous (inanimate) (environmental) surfaces against the following bacteria:

Aeromonas hydrophila (ATCC 23213)
Campylobacter jejuni (ATCC 29428)
Clostridium perfringens (ATCC 13124)
Enterobacter sakazakii (ATCC 29544)
Enterococcus faecalis Vancomycin resistant (ATCC 5129)
Escherichia coli (ATCC 11229)
Escherichia coli O157:H7 (ATCC 43888)
Escherichia coli O111:H8 (ATCC BAA-184)
Listeria monocytogenes (ATCC 984)
Salmonella typhi (ATCC 6539)
Shigella dysenteriae (ATCC 9361)
Staphylococcus aureus (ATCC 6538)
Streptococcus pyogenes (ATCC 12344)
Yersinia enterocolitica (ATCC 23715)

FUNGICIDAL PERFORMANCE: [(This product) (Product Name)] is effective on hard, non-porous (inanimate) (environmental) surfaces against the following:

Trichophyton mentagrophytes (ATCC 9533) (athlete's foot fungus) (a cause of Ringworm) (a cause of Ringworm of the foot)
Aspergillus niger (ATCC 6275)

MARKETING CLAIMS

(Note to reviewer: Brackets [] indicate that one option within the brackets **MUST** be used in the final label text. Each option within the brackets is enclosed in a set of parenthesis ().
(Note to reviewer: Use as a deodorizer is not allowed in CA. All marketing statements making deodorizing claims are not allowed in CA.)

[(Maquat® 10) (This product) (Product Name)] is for use on hard, non-porous (inanimate) (environmental) surfaces in:

- Hospitals, nursing homes, medical and dental offices and clinics, healthcare facilities, physician offices, operating rooms/theaters, radiology rooms, isolation wards, quarantine areas, hospices and medical research facilities.
- Patient care rooms & facilities, recovery rooms, Emergency Rooms, X-ray cat labs, exam rooms, newborn nurseries, neonatal units, orthopedics, respiratory therapy, surgi-centers, out-patient surgical centers, labs, blood collection rooms, central supply, housekeeping & janitorial rooms, ophthalmic/optometric facilities.
- EMS & fire facilities, emergency vehicles, ambulance(s), police cars, fire trucks.
- Day care centers and nurseries, sick rooms, elder care centers, kindergartens, and preschools.
- Acute care institutions, alternate care institutions, home healthcare institutions.
- Life care retirement communities, elder care facilities.

- Restaurants, restaurants and bars, bars, kitchens, taverns, cafeterias, institutional kitchens, fast food operations and food storage areas.
- Supermarkets, convenience stores, retail and wholesale establishments, department stores, shopping malls, gift shops, video stores, bookstores, dressing rooms and laundries, photocopy centers, bicycle shops, auto repair centers.
- Computer manufacturing sites, toy factories.
- Food establishments, coffee shops, donut shops, bagel stores, pizza parlors, liquor stores.
- Crime scenes and funeral homes, morgues, mortuaries, burial vaults, mausoleums, autopsy rooms, cadaver processing areas.
- Police stations, courthouses, correctional facilities, municipal government buildings, jails, prisons, penitentiaries, correctional institutions, bus stations, train stations.
- Institutional facilities, laboratories, factories, business and office buildings, restrooms, hotels and motels and transportation terminals, maintenance vehicles.
- Public restrooms, public facilities, waysides, travel rest areas, shower rooms, bathrooms, shower and bath areas.
- Hotel, motels, dormitories.
- Kitchens, bathrooms and other household areas.
- Homes (households), condos, apartments, vacation cottages, summer homes.
- Institutions, schools and colleges, commercial and industrial sites, churches, classrooms, community colleges, universities, athletic facilities and locker rooms, exercise rooms, exercise facilities, gyms, gymnasiums, fieldhouses.
- Cosmetic manufacturing facilities, medical device manufacturing facilities, biotechnology firms, pharmaceutical manufacturing facilities, warehouses.
- Health clubs, spas, tanning salons, tanning spas, massage/facial salons, hair/nail/pedicure salons, barber/beauty shops, salons, tattoo parlors. (Not for use on needles or other skin piercing instruments)
- Museums, art galleries, post offices, performance/theater centers, banks, libraries, movie houses, bowling alleys.
- Recycling centers.
- Campgrounds, playgrounds, recreational facilities, picnic facilities, sports arenas, sports complexes.
- Whirlpools.
- Food (preparation) (and) (storage) areas.
- Food processing plants, USDA inspected food-processing facilities, federally inspected meat and poultry plants, farms, dairy farms, hog farms, equine farms, poultry and turkey farms and egg processing plants, meat/poultry processing plants, meat/poultry producing establishments, mushroom farms, rendering plants, canneries, caterers, bakeries, meat packing plants, hide and leather processing plants.
- Processing facilities for Fish, Milk, Citrus, Wine, Fruit, Vegetable, Ice Cream, and Potatoes, and beverage plants.
- Tobacco plant premise and equipment.

- Veterinary clinics, animal life science laboratories, animal laboratories, animal research centers, animal quarantine areas, animal holding areas, equine farms, kennels, dog/cat (animal) kennels, animal breeding facilities, breeding establishments, grooming establishments, pet animal quarters, zoos, pet shops, tack shops, operating rooms, washing areas, waiting rooms, examination rooms and other animal care facilities.
 - Farmhouses, barns, sheds, tool sheds, cattle barns, swine barns, sheep barns, horse barns, brooder houses, seed houses.
 - Household and automotive garages, boats, ships, barges, watercraft, campers, RV's, trailers, mobile homes, cars, automobiles, trucks, delivery trucks, boxcars, tankers, tank trucks, buses, trains, taxis and airplanes, helicopters.
 - Cruise lines, cruise ships, airline terminals, airports, shipping terminals, public transportation, transportation terminals.
 - Commercial florist and flower shops.
 - Basements, cellars, bedrooms, attics, living rooms, and porches.
- [(This product) (Product Name) (Maquat® 10)] [(when used as directed) (can be used) (is formulated to disinfect) (is formulated for use)] on (washable) hard, non-porous (inanimate) (environmental) surfaces such as:
- Food preparation and storage areas.
 - Dishes, glassware, silverware, cooking utensils, eating utensils, plastic and other non-porous cutting boards, plastic and other non-porous chopping blocks, coolers, ice chests, refrigerator bins used for meat, vegetables, fruit and eggs, Tupperware®.
 - Kitchen equipment such as food processors, blenders, cutlery, trash compactors and other utensils.
 - Counters (countertops), Slurpee® machines, stoves (stovetops), sinks (bathroom, kitchen), tub surfaces, appliances, refrigerators, ice machines, microwave ovens and countertop laminates, shelves, racks and carts.
 - Interior hard, non-porous (inanimate) (environmental) surfaces of water softeners, reverse osmosis units, ice machines, water coolers, water holding tanks and pressure tanks.
 - Beer fermentation and holding tanks, bottling or pre-mix dispensing equipment.
 - Wine processing equipment and holding tanks.
 - Citrus processing equipment and holding tanks.
 - Dishes, silverware, glasses, cooking utensils, eating utensils and other similar size food processing equipment can be sanitized by immersion.
 - Tobacco plant equipment.
 - Drinking fountains and breakrooms.
 - Hospital beds, bed railings, bedpans, gurneys, traction devices, MRI, CAT, examining tables, scales, paddles, wheelchairs, hard nonporous surfaces of cervical collars and neck braces, spine backboards, stretchers, unit stools, CPR training mannequins, curing lights, light lens covers, slit lamps, operating room lights, operating tables, oxygen hoods, dental chairs/countertops, examination tables, X-ray tables, washing areas, anesthesia, carts, whirlpool surfaces, footbath surfaces, ambulance equipment/ surfaces.

- Ultrasonic baths, whirlpools, whirlpool bathtubs.
- Highchairs, baby cribs, diaper changing stations, infant bassinets/cribs/warmers/incubators/care equipment, folding tables, hampers, laundry pails.
- Exhaust fans, refrigerated storage and display equipment, coils and drain pans of air conditioning, refrigeration equipment and heat pumps.
- Kennel runs, cages, kennel/cage floors, conductive flooring, examination tables, veterinary x-ray tables.
- Hatchers, setters, trays, racks, egg flats, walls, floors, ceilings, chick boxes, egg cases, vans and trash containers.
- Tanning spas/beds, tanning equipment, footbath surfaces.
- Tattoo equipment. (Not for use on needles or other skin piercing instruments)
- Hair clippers, cutting implements, plastic rollers, washable nail files.
- Shower stalls, shower doors and curtains, bathtubs and glazed tiles, chrome plated intakes, toilets, toilet seats, toilet bowls, toilet bowl surfaces, urinals, empty diaper pails, portable and chemical toilets and latrine buckets, vanity tops, glazed porcelain, glazed tile and restroom fixtures, bathroom fixtures.
- Windows and mirrors.
- Tables, chairs, desks, folding tables, workstations, bed frames, lifts, washable walls, cabinets, doorknobs and garbage cans/pails, trash barrels, trash cans, trash containers, cuspidors and spittoons.
- Sealed foundations, steps, plumbing fixtures, finished baseboards and windowsills.
- Glass, laminated surfaces, metal, stainless steel, glazed porcelain, glazed ceramic, sealed granite, sealed marble, plastic (such as polycarbonate, polyvinylchloride, polystyrene or polypropylene), sealed limestone, sealed slate, sealed stone, sealed terra cotta, sealed terrazzo, chrome and vinyl, Plexiglass®, vanity tops.
- Enameled surfaces, painted (finished) woodwork, Formica®, vinyl and plastic upholstery, washable wallpaper.
- Large inflatable, non-porous plastic and rubber structures such as animals, promotional items, moonwalks, slides, obstacle course play and exercise equipment.
- Hard, non-porous (inanimate) (environmental) surfaces of picnic tables and outdoor furniture or Non-wooden picnic tables and outdoor furniture except cushions and wood frames. (Note: Only one statement will be used on label.)
- Playground equipment.
- Wrestling and gymnastic mats, athletic training tables, physical therapy tables, exercise equipment.
- Automobile interiors.
- Maintenance equipment.
- Telephones and telephone bootlegs.
- Hard hats, headphones.
- External lenses vision correction including eyeglasses (not for use on contact lenses), protective eyewear, goggles, light lens covers, optical instruments/implements.
- Crypton Barrier fabric.

- Humidifier water tanks.

[[This product (Product Name)] contains no phosphorous.

[[This product (Product Name)] is a phosphate-free formulation designed to provide effective cleaning, deodorizing and disinfection in areas where housekeeping is of prime importance in controlling the hazard of cross-contamination on treated surfaces.

This [(container) (bottle)] is made of (at least) (x)% post-consumer recycled plastic.

Convenient Trigger Spray. (To be used on applicable container)

Easy to Use.

Economy size. (To be used on applicable container)

Contains no [(abrasives) (bleach) (harsh acids) (phosphates)] (so it won't scratch surfaces).

Cleans without bleaching.

Fewer products – no need for separate deodorizer.

Use (this product) (Product Name) on the multi-touch surfaces responsible for cross-contamination.

Cross-contamination is of major housekeeping concern not only in hospitals, but also in schools, institutions and industry.

[[This product (Product Name)] has been formulated to aid in the reduction of cross-contamination on treated surfaces not only in hospitals, but also in schools, institutions and industry.

[[This product (Product Name)] is a no-rinse disinfectant cleaner that disinfects, cleans and deodorizes in one labor-saving step.

Use (This product) (Product Name) on finished floors, high speed burnished floors, conductive flooring, washable walls, tables, chairs, bathroom bowls, sinks, basins, shower stalls, tubs, glazed tiles, toilet, countertops, stove tops, exterior surfaces of appliances and refrigerators, cabinets, garbage cans, outdoor furniture (except cushions and wood frames), desks, telephones, door knobs and handles, and glass surfaces including windows and mirrors.

Disinfects, cleans, and deodorizes the following hard, non-porous inanimate surfaces: floors, walls, (non-medical) metal surfaces, (non-medical) stainless steel surfaces, glazed porcelain, plastic surfaces (such as polypropylene, polystyrene, etc.).

[[This product (Product Name)] (is designed for use)] (Use daily)] on (the following) hard, non-porous (inanimate) (environmental) surfaces: vinyl, painted surfaces, plastic (surfaces), glazed ceramic, glazed porcelain, chrome, stainless steel, aluminum, brass, copper, laminated surfaces and baked enamel surfaces associated with floors, walls, ceilings, tables, chairs, countertops, telephones, fixtures, glazed tile, toilets, toilet bowls, urinals, sinks found in food establishments, restaurants (commercial kitchens) & restrooms, shower rooms and locker rooms (areas) – any washable (food and non-food contact) surface where disinfection is required. [[This product (Product Name)]'s non-dulling formula eliminates the time and labor normally required for rinsing. Do not use (This product) (Product Name) to clean or disinfect glasses, dishes, utensils or interior surfaces of appliances.

- Concentrate (Concentrated).
- Disinfects (Disinfectant).
- Cleans (Cleaner).

- Deodorizes (Deodorizer).

Will not harm sealed stone, sealed grout, or glazed tile.

[[This product (Product Name)] is a complete, chemically balanced disinfectant/sanitizer that provides clear use solutions even in the presence of hard water.

[[This product (Product Name)] is an economical concentrate that can be used with a mop and bucket, trigger sprayers, sponge or by soaking.

[[This product (Product Name)] can be applied through foaming apparatus, low-pressure sprayers and fogging (wet misting) systems. Follow manufacturers' instructions when using this equipment.

[[This product (Product Name)] delivers non-aqueous disinfection performance in an economical concentrate.

Antibacterial.

Efficacy tests have demonstrated that [[This product (Product Name)] is an effective bactericide, virucide* and fungicide in the presence of organic soil (5% blood serum).

[[This product (Product Name)] is effective against household germs (bacteria).

[[This product (Product Name)] cleans, shines, deodorizes and disinfects all hard, non-porous (household) (inanimate) (environmental) surfaces listed on the label.

Disinfects (and Sanitizes) kitchen surfaces (bathroom surfaces and floors). Kills germs. Kills household bacteria.

Kills common [(kitchen) (bathroom)] [(germs) (bacteria) (and) (viruses*)].

[[This product (Product Name)] is for use as a disinfectant on hard, non-porous (inanimate) (environmental) surfaces (at 469 ppm active).

Kills (99.9% of) (any disinfection organism listed) (above) (below) (on hard, non-porous (inanimate) (environmental) surfaces).

Kills (99.9% of) (common) (household) (institutional) (kitchen) germs (on (the) floor(s)).

Kills (99.9% of) (household) (institutional) (kitchen) bacteria –and/or– germs ((that get tracked into your –or– home) (by shoes –and/or– pets –and/or– kids) (from outside) (every day)).

Kills (99.9% of) (kitchen) (bathroom) (household) (institutional) bacteria (on (the) floor(s)) (ordinary dish soap can't).

Kills –and/or– (helps(s)) eliminate(s) –and/or– disinfects –and/or– destroy(s) –and/or– remove(s) –and/or– (help(s)) get(s) rid of –and/or– reduces –and/or– fights –and/or– effective against (99.9% of) (the) (common) (list use site/surface) (bacteria –and/or– viruses) –or– germs.

Kills –and/or– (helps(s)) eliminate(s) –and/or– disinfects –and/or– destroy(s) –and/or– remove(s) –and/or– (help(s)) get(s) rid of –and/or– reduces –and/or– fights –and/or– effective against (99.9% of) (the) (bacteria –and/or– viruses) (and other germs)) –or– germs ((commonly) found in –or– on (the) (list use site/surface)).

Kills –and/or– (helps(s)) eliminate(s) –and/or– disinfects –and/or– destroy(s) –and/or– remove(s) –and/or– (help(s)) get(s) rid of –and/or– reduces –and/or– fights –and/or– effective against (99.9% of) (the) (bacteria –and/or– viruses) (and other germs)) –or– germs ((commonly) found on (the) (list use site/surface) surfaces your kids –and/or– pets (may) touch every day.

Kills -and/or- (helps(s)) eliminate(s) -and/or- disinfects -and/or- destroy(s) -and/or- remove(s) -and/or- (help(s)) get(s) rid of -and/or- reduces -and/or- fights -and/or- effective against (99.9% of) (common) (household) (bacteria -and/or- viruses) (and other germs)) -or- germs (on) (from) (your) (children's) toys.

Kills -and/or- (helps(s)) eliminate(s) -and/or- disinfects -and/or- destroy(s) -and/or- remove(s) -and/or- (help(s)) get(s) rid of -and/or- reduces -and/or- fights -and/or- effective against (99.9% of) (list disinfectant organism) (commonly) found -in/or- on (the) (list use site/surface)).

Kills -and/or- (helps(s)) eliminate(s) -and/or- disinfects -and/or- destroy(s) -and/or- remove(s) -and/or- (help(s)) get(s) rid of -and/or- reduces -and/or- fights -and/or- effective against (99.9% of) (the) flu (influenza) virus (commonly) found -in/or- on (the) (list use site/surface)). (Use of "influenza" allowed only when Influenza virus listed on label.)

Kills -and/or- (helps(s)) eliminate(s) -and/or- disinfects -and/or- destroy(s) -and/or- remove(s) -and/or- (help(s)) get(s) rid of -and/or- reduces -and/or- fights -and/or- effective against (the) (list use site/surface) (from) (99.9% of) (common) (household) (bacteria -and/or- viruses) (and other germs)) -or- germs (this season -or- flu season).

Kills bacteria on (the) surfaces (your kids -and/or- pets touch every day).

(Kills) (Eliminate(s)) (Remove(s)) (Get(s) rid of) (99.9% of) (the) germs -and/or- bacteria -and/or- viruses (in your home -and/or- office -or- work (place) (area) (environment)) (school) (classroom) (kitchen)).

For use in (automated dilution systems) (automated) (dilution systems) (Dilution System trade name)).

Contains no fragrances. (Note: to be used only with non-fragrance formulas)

This product contains no fragrances. (Note: to be used only with non-fragrance formulas)

Fragrance-Free (Note: to be used only with non-fragrance formulas)

This detergent/disinfectant has been designed specifically for hospitals, nursing homes, schools, food processing plants, food service establishments and other institutions where housekeeping is of prime importance.

[(This product) (Product Name)] is a one-step (hospital-use) germicidal (disinfectant) cleaner and deodorant (odor-counteractant) (odor neutralizer) designed for general cleaning, (and) disinfecting, (deodorizing) (and controlling mold and mildew on) (of) hard, non-porous (inanimate) (environmental) surfaces. [(This product) (Product Name)] cleans quickly by removing dirt, grime, mold, mildew, food residue, body oils, dead skin, blood and other organic matter commonly found in hospitals (and) (in health care facilities) (on medical surfaces), nursing homes, schools and colleges, day care centers, (medical) offices, funeral homes, veterinary clinics, pet shops, equine farms, animal life science laboratories, hotels, motels, public areas and restaurants, foodservice establishments (restaurants) and federally inspected meat and poultry establishments (food [processing] plants). [(It) (This product) (Product Name)] (also) eliminates odors leaving (restroom) surfaces smelling clean and fresh. Use where odors are a problem.

[(This product) (Product Name)] is for use as a sanitizer on hard, non-porous, (inanimate) (environmental) non-food contact surfaces (200 ppm active).

[(This product) (Product Name)] meets efficacy standards for hard nonporous (inanimate) (environmental) surface, non-food contact sanitizers.

[(This product) (Product Name)] is an effective sanitizer in the presence of soils on hard nonporous (inanimate) (environmental) non-food contact surfaces.

Effective sanitizer in the presence of soils.

[(This product) (Product Name)] is an effective disinfectant/non-food contact sanitizer in the presence of 5% serum contamination.

Effective sanitizer in the presence of 5% serum contamination.

Sanitizes kitchen surfaces (bathroom surfaces and floors).

Institutional Disinfectant.

[(This product) (Product Name)] cleans, disinfects and deodorizes (hard, non-porous (inanimate) (environmental) hospital (medical) surfaces) in one step (with no rinsing required).

Hospital Use Disinfectant.

[(This product) (Product Name)] is a concentrated Hospital Use disinfectant that is effective against a broad-spectrum of bacteria, is virucidal*, (and) fungicidal, and eliminates odor causing bacteria when used as directed.

For larger areas, such as operating rooms and patient care facilities, [(This product) (Product Name)] is designed to provide both general cleaning and disinfection.

Will not cause swelling of transducer membrane or harm compressor plates.

[(This product) (Product Name)] is a versatile sanitizer and broad-spectrum disinfectant formulated for use in Ultrasonic Baths (Ultrasonic cleaning units).

Kill Avian Influenza A (H5N1) virus on precleaned environmental surfaces.

*Respiratory illnesses attributable to Pandemic 2009 H1N1 (formerly called Swine Flu) are caused by influenza A virus. [(This product) (Product Name)] is a broad-spectrum hard surface disinfectant that has been shown to be effective against (influenza A virus tested and listed on the label) and is expected to inactivate all influenza A viruses including Pandemic 2009 H1N1 (formerly called swine flu).

*[(This product) (Product Name)] has demonstrated effectiveness against influenza A virus and is expected to inactivate all influenza A viruses including Pandemic 2009 H1N1 influenza A virus.

*[(This product) (Product Name)] has demonstrated effectiveness against (influenza A virus tested and listed on the label) and is expected to inactivate all influenza A viruses including Pandemic 2009 H1N1 (formerly called swine flu).

*Kills Pandemic 2009 H1N1 influenza A virus (formerly called swine flu).

*Kills Pandemic 2009 H1N1 influenza A virus.

Respiratory illnesses attributable Pandemic 2009 H1N1 (formerly called Swine Flu) are caused by an influenza virus. [(This product) (Product Name)] is a broad-spectrum hard surface disinfectant that has been shown to be effective against other similar viruses.

Respiratory illnesses attributable to Pandemic 2009 H1N1 (formerly called Swine Flu) are caused by an influenza virus. [(This product) (Product Name)] is a broad-spectrum hard surface disinfectant that has been shown to be effective against Influenza A (H1N1).

[(This product) (Product Name)] has passed the Virucidal Efficacy of a Disinfectant for Use on Inanimate Environmental Surfaces Utilizing Influenza A (H1N1) virus.

[(This product) (Product Name)] has demonstrated effectiveness against Influenza A (H1N1) virus.

[(This product) (Product Name)] kills Influenza A (H1N1) virus.

Kill Influenza A virus (H1N1) on pre-cleaned environmental surfaces.

Kill (Avian) Influenza A virus (H5N1) on pre-cleaned environmental surfaces.

Kills (H1N1) (H5N1) Influenza A (Flu) virus.

Kills (insert virus name from approved organism listing for this product).

[(This product) (Product Name)] is a one-step disinfectant that is effective against a broad spectrum of bacteria, is virucidal* (including HIV-1, HCV & HBV), fungicidal and inhibits the growth of mold and mildew and their odors when used as directed.

[(This product) (Product Name)] has passed the Virucidal Efficacy of a Disinfectant for Use on Inanimate Environmental Surfaces Utilizing (Duck) Hepatitis B Virus. (*The description "Duck" must be used in California*)

[(This product) (Product Name)] has passed the Virucidal Efficacy of a Disinfectant for Use on Inanimate Environmental Surfaces Utilizing (Duck) Hepatitis B virus and Bovine viral diarrhea virus (BVDV) (Surrogate for human Hepatitis C virus). (*The description "Duck" must be used in California*).

[(This product) (Product Name)] has passed the Virucidal Efficacy of a Disinfectant for Use on Inanimate Environmental Surfaces Utilizing Hepatitis C Virus. (*Not for use in CA*)

[(This product) (Product Name)] has passed the Virucidal Efficacy of a Disinfectant for Use on Inanimate Environmental Surfaces Utilizing Bovine Viral Diarrhea Virus (BVDV) (surrogate for human Hepatitis C virus).

[(This product) (Product Name)] is a disinfectant and non-food contact surface sanitizer for Cleanroom and Laboratory areas to disinfect washable, hard, non-porous non-food contact surfaces such as: Laminar-airflow equipment and BioSafety Cabinet work surfaces and exterior surfaces of the following: countertops, sinks, plumbing fixture surfaces, and incubators, Refrigerators and Centrifuge surfaces of metal, stainless steel, glass, plastic (such as polystyrene or polypropylene), Formica®, and vinyl.

[(This product) (Product Name)] cleans, disinfects and deodorizes (hard, non-porous environmental hospital (medical) surfaces) in one step (with no rinsing required). [(Its non-abrasive formula is designed for use) (Use daily)] on (the following) hard, non-porous environmental surfaces: vinyl, painted surfaces, plastic (surfaces), glazed ceramic, glazed porcelain, chrome, stainless steel, brass, copper, laminated surfaces and baked enamel surfaces associated with floors, walls, ceilings, tables, chairs, countertops, telephones, fixtures, glazed tile, toilets, toilet bowls, urinals, sinks found in (health care facilities [hospitals]), patient rooms, operating rooms, ICU areas, shower rooms, and locker rooms. It can also be used to preclean and disinfect (hospital items: wheelchairs, [hospital] patient) bed rails and linings, wash basins, bed pans, medical equipment surfaces, food establishments, (restaurants), (commercial kitchens) & restrooms), any washable (food and non-food contact) surface (where disinfection is required). Do not use on glasses, dishes, utensils, or interior surfaces of appliances.

Use ((This product) (Product Name)) to clean, sanitize and disinfectant non-porous ambulance equipment and surfaces by rinsing all equipment that comes in prolonged contact with skin before reuse with clean warm water (about 120°F), and allow to air dry. (Precaution: Cleaning at 120°F temperature will avoid overheating and distortion of the ambulance equipment and surfaces that would necessitate replacement.)

[(This product) (Product Name)] is a versatile cleaner, sanitizer and broad-spectrum disinfectant formulated for use on bath and therapy equipment (Whirlpools).

Non-Food Contact Surface Sanitizer.

Food Contact Surface Sanitizer.

[(This product) (Product Name)] meets efficacy standards for hard non-porous (inanimate) (environmental) surface food contact sanitizers.

[(This product) (Product Name)] meets Germicidal and Detergent Test Standards for hard non-porous (inanimate) (environmental) food contact surfaces.

[(This product) (Product Name)] has been cleared by the EPA in 40CFR180.940(a) and (c) for use on hard non-porous (inanimate) (environmental) surfaces in public eating places, dairies, food processing equipment, utensils, and other hard non-porous (inanimate) (environmental) food – contact articles at a concentration of 200-400 ppm active.

[(Eliminates) (kills)] 99.999% of bacteria commonly found on kitchen surfaces (in 60 seconds).

Kills 99.999% of bacteria like *Escherichia coli*, *Campylobacter jejuni*, *Escherichia coli* O157:H7, *Staphylococcus aureus*, *Listeria monocytogenes*, *Yersinia enterocolitica* and *Shigella dysenteriae* on hard non-porous (inanimate) (environmental) food contact kitchen surfaces in 60 seconds.

[(This product) (Product Name)] is a sanitizer for hard nonporous (inanimate) (environmental) non-food contact surfaces (200 ppm active) according to the method for Sanitizers – Non-Food Contact Surfaces, modified in the presence of 5% organic serum in 3 minutes against:

(OR)

[(This product) (Product Name)] is an effective one-step non-food contact sanitizer on hard-non-porous (inanimate) (environmental) surfaces against the following:

Enterobacter aerogenes *Staphylococcus aureus*

For use in:

Federally inspected meat and poultry plants on all hard, non-porous (inanimate) (environmental) surfaces in inedible product processing areas, non-processing areas and/or exterior areas. All surfaces must be thoroughly rinsed with potable water.

Federally inspected meat and poultry plants as a floor and wall cleaner for use in all departments. Food products and packaging material must be removed from the room or carefully protected. All surfaces must be thoroughly rinsed with potable water.

Federally inspected meat and poultry plants as a disinfectant agent for use in all departments. Food products and packaging material must be removed from the room or carefully protected. Use product in accordance with its label. All surfaces must be thoroughly rinsed with potable water.

[(This product) (Product Name)] is for use as a disinfectant on hard, non-porous (inanimate) (environmental) surfaces (at 625 ppm active) (and) (as a sanitizer on ((dishes), (glassware and utensils), (public eating places), (dairy processing equipment), (and) (food processing equipment and utensils)) (at 200-400 ppm active)).

[(This product) (Product Name)] is for use as a sanitizer in bottling and beverage dispensing equipment.

[(This product) (Product Name)] is for use as a sanitizer in sanitary filling of bottles and cans.

[(This product) (Product Name)] is for use in sanitizing bottles or cans in the final rinse application, and for external spraying of filling and closing machines.

[(This product) (Product Name)] is for use as a sanitizer in beer fermentation and holding tanks.

16/47

[[This product (Product Name)] is for use as a sanitizer in wineries for use on holding tanks, floors and processing equipment.

[[This product (Product Name)] is for use as a Food Grade Egg Shell sanitizer, with best results achieved in water temperatures ranging from 78°-110°F.

Escherichia coli (E. coli) and Staphylococcus aureus (Staph) are common bacteria found where food is prepared and stored. [[This product (Product Name)] kills these bacteria and helps prevent cross-contamination on (treated) food contact kitchen surfaces listed on this label.

Regular, effective cleaning and sanitizing of equipment, utensils and work or dining surfaces which could harbor food poisoning microorganisms minimizes the probability of contaminating food during preparation, storage or service. Effective cleaning will remove soil and prevent the accumulation of food residues, which may decompose or support the rapid development of food poisoning organisms or toxins. Application of effective sanitizing procedures reduces the number of those microorganisms which are present on equipment and utensils after cleaning, and reduces the potential for the transfer, either directly through tableware such as glasses, cups and flatware, or indirectly through food.

To prevent cross contamination, kitchenware and food contact surfaces of equipment must be washed, rinsed with potable water and sanitized after each use and following any interruption of operation during which time contamination may have occurred.

Where equipment and utensils are used for preparation of foods on a continuous or production line basis, utensils and the food contact surfaces of equipment must be washed, rinsed and sanitized at intervals throughout the day on a schedule based on food temperature, type of food and amount of food particle accumulation.

[[This product (Product Name)] is effective against the control of small flies on non-food contact surfaces such as floors, walls, drains, countertops, metal surfaces, painted surfaces, glazed porcelain, glazed tile, glass, chrome, rubber, and plastic in restaurants, kitchens, dishwashing areas, and bar and wait station areas.

[[This product (Product Name)] cleans by removing dirt, grime and food soils in food preparation and processing areas. Its non-abrasive formula will not [[harm (scratch)] surfaces. It cleans, disinfects and eliminates odors leaving surfaces smelling clean and fresh. Use where odors are a problem.

[[It] (This product) (Product Name)] is an effective sanitizer when diluted in water up to 300 ppm hardness (CaCO₃).

[[This product (Product Name)] has passed the Virucidal Efficacy of a Disinfectant for Use on Inanimate Environmental Surfaces Utilizing Human (and Canine) Coronavirus.

[[This product (Product Name)] has passed the Virucidal Efficacy of a Disinfectant for Use on Inanimate Environmental Surfaces Utilizing Canine Coronavirus.

[[This product (Product Name)] provides long lasting freshness against tough (pet) odors such as odors from litter boxes and pet accidents.

[[This product (Product Name)] is a versatile Disinfectant & Sanitizer for Veterinarian, Veterinary Practice, Animal Care, Animal Laboratory, and Agricultural and Farm Premise applications.

[[This product (Product Name)] cleans by removing dirt, grime, mold, mildew, blood, urine, fecal matter and other common soils found in animal housing facilities, livestock, swine or poultry facilities, grooming facilities, farms, kennels, pet stores, veterinary clinics, laboratories or other small animal facilities. It (also) eliminates odors leaving surfaces smelling clean and fresh.

[[This product (Product Name)] can be used to disinfect, clean and deodorize terrarium and small animal cages, hot rock, substrate and other hard nonporous (inanimate) (environmental) cage (equipment) (furniture) (plastic terrarium ornaments) (driftwood, heat caves) (and) (water dishes)]. (Use on hot rocks not allowed in CA)

[[This product (Product Name)] cleans, disinfects and deodorizes (hard, non-porous (inanimate) (environmental) surfaces) in one step. [[Its non-abrasive formula is designed for use) (Use daily) (Use daily to clean and disinfect)] on (hard, non-porous (inanimate) (environmental) surfaces): plated or stainless steel, aluminum, chrome, glazed porcelain, glazed tile, laminated surfaces (associated with floors, walls, countertops, cages, kennels, animal equipment) found in (barns, pens and stalls) (animal housing facilities)].

[[This product (Product Name)] has been designed for veterinarians, animal groomers, hair stylists, barbers and beauticians, for use in disinfecting and maintaining clippers. It acts as a virucide* and bactericide while also cleaning. Regular use will help to maintain blades that operate with reduced friction and with smoother clipping action. Will help to prolong equipment life. [[This product (Product Name)] is designed for use in pet salons, animal hospitals, barber and beauty shops. When used as directed it will disinfect metal clipper blades as well as many other hard, non-porous (inanimate) (environmental) surfaces.

[[This product (Product Name)] cleans rodent soiled areas.

[[This product (Product Name)] is for use in Poultry Premise Sanitation (Hatcheries), Egg Receiving Area, Egg Holding Area, Setter Room, Tray Dumping Area, Trays, Buggies, Racks, Egg Flats, Chick Holding Room, Hatchery Room, Chick Processing Area, Chick Loading Area, Poultry Buildings, Ceilings, Side walls and Floors, Drinkers, and all other hard, non-porous Poultry House related equipment, and surfaces in the Hatchery environment.

[[This product (Product Name)] is for use in Swine Premise Sanitation, Waterers and Feeders, Hauling Equipment, Dressing Plants, Loading Equipment, Farrowing Barns and Areas, Nursery, Blocks, Creep Area, Chutes.

FUNGICIDAL ACTIVITY: [[This product (Product Name)] is effective against Trichophyton mentagrophytes (athlete's foot fungus) (a cause of Ringworm) (a cause of Ringworm of the foot) on inanimate surfaces in the presence of 5% blood serum in locker rooms, dressing rooms, shower and bath areas and exercise facilities.

Kills Athlete's Foot fungus on bathroom surfaces.

[[This product (Product Name)] is an effective fungicide against Trichophyton mentagrophytes (the athlete's foot fungus) when used on surfaces in areas such as locker rooms, dressing rooms, shower and bath areas, exercise facilities.

[[This product (Product Name)] inhibits bacterial growth on moist surfaces and deodorizes by killing microorganisms that cause offensive odors. (Not for use in CA)

[[This product (Product Name)] is effective at controlling [(mold and mildew) (odor)] on shower curtains.

[[It] (This product) (Product Name)] inhibits the growth of mold and mildew, leaving bathrooms and kitchens clean and fresh smelling.

Eliminates odors caused by bacteria (and) (mildew) (and) (non-fresh foods).

[[This product (Product Name)] is for non-scratch cleaning of showers and tubs, shower doors and shower curtains, fixtures and toilet bowls.

[[This product (Product Name)] will not leave a grit or soap scum.

[[This product (Product Name)] is a (concentrated) non-acid (bowl and) bathroom cleaner, which cleans, disinfects and deodorizes in one easy step. It cleans, disinfects and deodorizes surfaces by killing many odor-causing microorganisms and mold and mildew. [(Its non-abrasive formula is designed for use) (Use daily)] on hard, non-porous (inanimate) (environmental) restroom surfaces: glazed ceramic (restroom) tile, glazed porcelain, chrome, stainless steel and plastic surfaces associated with floors, walls, fixtures, toilets, urinals, sinks, shower rooms and locker rooms.

[[This product (Product Name)] is for use in work areas such as tool rooms and garages for odor control and light duty cleaning.

Great for use [(on) (in the)] [(kitchen), (bathroom), (floors) (and) (other household areas)]. [(Removes) (eliminates)] odors. Deodorizes. Will not harm most surfaces.

[[This product (Product Name)] [(maximizes) (improves)] labor results by effectively controlling odors.

When used as directed, [(this product) (Product Name)] will deodorize hard nonporous (inanimate) (environmental) surfaces in restroom and toilet areas, behind and under sinks and counters, garbage cans and garbage storage areas, and other places where bacterial growth can cause malodors.

[[This product (Product Name)] [(controls) (reduces) (eliminates) (neutralizes) (destroys)] odors to make your [(home) (kitchen) (bathroom)] sanitary.

[[This product (Product Name)] neutralizes musty and tough odors from smoke, pet accidents, and spills on contact.

[[This product (Product Name)] is specially formulated to effectively eliminate offensive odors caused by mold and mildew.

[[This product (Product Name)] is effective against odors caused by animal waste, septic tank or sewage backup, smoke, bathroom and kitchen odors.

[[This product (Product Name)] is for use on hard nonporous (inanimate) (environmental) surfaces in household and commercial humidifiers. Use [(of) (This product) (Product Name)] will control unpleasant [(matadors) (odors)].

Humidifier Bacteria-Algae treatment is a bacteriostat which can control the build-up of bacteria and algae in water tanks of portable, (evaporative) humidifiers. (Not for use in CA)

[[This product (Product Name)] is a one-step cleaner and [(deodorant) (odor counteractant) (odor-neutralizer)] designed for [(general cleaning), (and) (disinfecting), (deodorizing) (and) controlling mold and mildew]] on hard, non-porous (inanimate) (environmental) surfaces.

[[This product (Product Name)] cleans, disinfects and deodorizes surfaces by killing odor causing microorganisms and mold and mildew. Its non-abrasive formula is designed for use on (restroom surfaces): glazed ceramic (restroom) tile, glazed porcelain, chrome, stainless steel and plastic surfaces associated with floors, walls, fixtures, toilets, urinals, sinks, shower rooms, and locker rooms.

Kills odor causing bacteria in the [(kitchen) (bathroom)].

[(Malodor Activity) (Odor) (Counteractancy)] - [(eliminates) (destroys)] odors and odor-causing bacteria on hard nonporous (inanimate) (environmental) surfaces in restroom areas, behind and under sinks and counters, and storage areas (and other hard nonporous (inanimate) (environmental) surfaces) where bacterial growth can cause malodors.

Controls odors caused by bacteria found in waterbed uses.

Cleans everyday kitchen messes.

Cleans (non-food contact) (food contact) kitchen surfaces and food preparation areas.

One-step cleaner.

Cleans and shines.

Will not harm most surfaces.

For a cleaner, fresher household.

Removes stains.

Removes dirt.

Non-staining.

Clear formula. (Note: To be used only when no dyes present)

Cleans everyday kitchen messes like dirt, grease and food stains. Cuts through tough grease and grime.

Floor cleaner.

[[This product (Product Name)] provides effective cleaning strength that will not dull most metal-interlock floor finishes, and does not require a rinse prior to recoat.

[[This product (Product Name)] is formulated to provide effective cleaning strength that will not dull high gloss floor finishes with repeated use.

[[This product (Product Name)] is for use in kitchens, bathrooms and other household areas.

[[This product (Product Name)] is a multi-surface cleaner, deodorizer and disinfectant. Use on windows, mirrors, and other non-food contact glass surfaces.

For use in households.

Use (This product) (Product Name) to disinfect non-porous salon/barber tools and instruments such as combs, brushes, clippers, plastic rollers, scissors, trimmers, razors, blades, tweezers, baths and manicure instruments, pedicure instruments, and footbath surfaces.

Use (This product) (Product Name) to sanitize and disinfect non-porous salon/barber tools and instruments such as combs, brushes, clippers, scissors, plastic rollers, trimmers, razors, blades, tweezers, baths and manicure instruments, and pedicure instruments.

[[This product (Product Name)] is an effective antimicrobial cleaner designed for use by wholesale and retail florists, shippers and green houses.

When used as directed, [(This product) (Product Name)] will disinfect hard, non-porous (inanimate) (environmental) surfaces such as flower buckets, floors and walls of coolers, design and packing benches, and countertops.

[[This product (Product Name)] can be relied on to deodorize coolers, buckets, garbage pails and other areas where obnoxious odors develop.

Use (This product) (Product Name) to clean, disinfect and deodorize flower buckets, walls and floors of coolers, shippers, greenhouse packing areas, garbage pails and other areas where obnoxious odors develop.

[[This product (Product Name)] can be used as a general purpose antimicrobial detergent in florist shops, wholesale florist, shippers, greenhouse packing areas and other commercial floriculture places for efficient cleaning and antimicrobial action against certain bacteria which cause: (Not for use in California.)

1. Plugging of stems with slime, which reduces uptake of water for various flowers including roses, chrysanthemums, gladioli and tulips.
2. Production of ethylene gas, which can injure blooms of the various sensitive flowers including carnations, snapdragons, some orchids, baby's breath, sweet peas, freesia and alstroemeria.

[(This product) (Product Name)] is a general disinfectant. It will help in the control of fungal, bacterial and viral plant pathogens, bacterial and fungal leaf rots, slime forming fungi, and odor causing bacteria and algae. It is designed specifically for use where disease cross contamination may occur between plants.

Use [(This product) (Product Name)] to clean, sanitize and disinfect hard non-porous (inanimate) (environmental) surfaces of personal protective safety equipment, protective headgear, athletic helmets, wrestling/boxing headgear, athletic shoe soles, hard hats, half mask respirators, full face breathing apparatus, gas masks, goggles, spectacles, headphones, face shields, hearing protectors and hard non-porous surfaces of ear muffs. Rinse all equipment that comes in prolonged contact with skin before reuse with clean warm water (about 120°F), and allow to air dry. (Precaution: Cleaning at 120°F temperature will avoid overheating and distortion of the personal safety equipment that would necessitate replacement.)

Use to clean and disinfect non-medical (i.e. industrial and fire fighting) respirators in industrial, commercial and institutional premises.

Use [(on) (to clean and disinfect)] non-porous athletic mats, wrestling mats, gymnastic mats, exercise equipment and training tables.

This water treatment microbicide will control algae and bacterial slimes found in recirculating cooling tower waters and oil field water flood.

This microbicide helps clean and loosen slime debris from cooling and flooding system surfaces.

When used in slug doses, no other microbicide is required.

[(This product) (Product Name)] is efficient and stable in use dilution.

DIRECTIONS FOR USE

(Note to reviewer: Brackets [] indicate that one option within the brackets MUST be used in the final label text. Each option within the brackets is enclosed in a set of parenthesis ().)
(Note to reviewer: The following statement will be used on all labels.)

It is a violation of Federal Law to use [(This product) (Product Name)] in a manner inconsistent with its labeling.

(Note to reviewer: One of the following statements will be used on all labels with applicable use sites - ie, kitchens and food processing areas, except for fogging and food contact sanitization directions for use.)

Before using [(this product) (Product name)], food products and packaging materials must be removed from the room or carefully protected. Do not use [(this product) (Product name)] to clean or disinfect glassware, utensils, dishes or interior surfaces of appliances.

OR

Before use in federally inspected meat and poultry food processing plants and dairies, food products and packaging materials must be removed from room or carefully protected.

OR

Before using [(This product) (Product Name)], food products and packaging materials must be removed from the room or carefully protected.

****DISINFECTION PERFORMANCE IN INSTITUTIONS (Hospitals, Dental Offices, Nursing Homes, and Other Health Care Institutions) and NON-MEDICAL FACILITIES (Households, Schools, Restaurants, Food Services, Dairies, Farms, Beverage and Food Processing Plants and Other Non-Medical Facilities):** At 4 fluid ounces [(of (this product) (product name))] per 5 gallons of water use level (or equivalent use dilution) (625 ppm active) and with a 10-minute contact time, [(This product) (Product Name)] is bactericidal according to the AOAC Use Dilution Test method on hard non-porous (inanimate) (environmental) surfaces modified in the presence of 5% organic serum against:

- Botrytis cinerea* (ATCC 12481)
- Burkholderia cepacia* (ATCC 25416)
- Campylobacter jejuni* (ATCC 29428)
- Corynebacterium ammoniagenes* (ATCC 6871)
- Escherichia coli* 0157:H7 (ATCC 35150)
- Enterococcus faecium* (Vancocmycin Resistant) (VRE)
- Klebsiella pneumoniae* (ATCC 13883)
- Listeria monocytogenes* (ATCC 984)
- Proteus mirabilis*
- Pseudomonas aeruginosa* (ATCC 15442)
- Salmonella enterica* (ATCC 10708)
- Salmonella typhi* (ATCC 6539)
- Shigella sonnei* (ATCC 9290)
- Staphylococcus aureus* (ATCC 6538)
- Staphylococcus aureus* (Methicillin resistant) (ATCC 33591)
- Community Associated Methicillin Resistant *Staphylococcus aureus* (CA MRSA) (Genotype USA 400)
- Yersinia enterocolitica* (ATCC 23715)

GENERAL DISINFECTION PERFORMANCE IN NON-MEDICAL FACILITIES (Households, Schools, Restaurants, Food Services, Dairies, Farms, Beverage and Food Processing Plants and Other Non-Medical Facilities): At 3 ounces (of (this product) (product name)) per 5 gallons of water use level (or equivalent use dilution) (469 ppm active) and with a 10-minute contact time, [(This product) (Product Name)] is bactericidal according to the AOAC Use Dilution Test method on hard, non-porous (inanimate) (environmental) surfaces modified in the presence of 5% organic serum against:

- Campylobacter jejuni* (ATCC 29428)
- Escherichia coli* 0157:H7 (ATCC 31250)
- Listeria monocytogenes* (ATCC 984)
- Proteus mirabilis*
- Salmonella enterica* (ATCC 10708)
- Staphylococcus aureus* (ATCC 6538)
- Staphylococcus aureus* (Methicillin resistant) (ATCC 33591)
- Yersinia enterocolitica* (ATCC 23715)

***VIRUCIDAL PERFORMANCE:** At 4 ounces (of (this product) (product name)) per 5 gallons of water use level (or equivalent use dilution) (625 ppm active), [(This product) (Product Name)] was evaluated with a 10-minute contact time in the presence of 5% serum and found to be effective against the following viruses on hard, non-porous (inanimate) (environmental) surfaces:

- Avian influenza A Turkey/Wisconsin virus (ATCC VR-798)
- Avian influenza A (H5N1) virus
- Hepatitis B Virus (HBV)
- Hepatitis C Virus (HCV)
- Herpes Simplex Type 1 virus (ATCC VR-260)
- Herpes Simplex Type 2 virus (ATCC VR-734)
- HIV-1 (w/ 2 minute contact time)

Human Coronavirus (ATCC VR-740)
Infectious Bronchitis Virus
Influenza A2/Japan Virus (ATCC VR-100)
Influenza A (H1N1) virus (ATCC VR-1469)
Vaccinia virus

At 4 ounces (of (This product) (Product Name)) per 5 gallons of water (or equivalent use dilution) (625 ppm active) use level, (and in the presence of 200 ppm hard water (CaCO₃) (and) (5% serum), [(This product) (Product Name)] was proven to be effective against (Duck) Hepatitis B Virus with a contact time of 10 minutes. (The description "Duck" must be used in California).

At 4 ounces (of (This product) (Product Name)) per 5 gallons of water (or equivalent use dilution) (625 ppm active) (and in the presence of 5% organic load), [(This product) (Product Name)] was proven to be effective against (Duck) Hepatitis B Virus (HBV) and Hepatitis C Virus (HCV) [(Bovine Viral Diarrhea Virus BVDV) (surrogate for human Hepatitis C virus)] with a contact time of 10 minutes. (The description "Duck" must be used in CA.)

At 4 ounces (of (This product) (Product Name)) per 5 gallons of water (or equivalent use dilution) (in the presence of 5% serum) for a two-minute contact time, [(This product) (Product Name)] was found to be effective against HIV-1 (AIDS Virus).

NON-FOOD CONTACT SANITIZING PERFORMANCE: At 1 ounce (of (this product) (product name)) per 4 gallons of water use level (or equivalent use dilution) (200 ppm active), [(this product) (Product Name)] was evaluated in the presence of 5% serum and found to be an effective one-step sanitizer with a 3-minute contact time against the following on hard non-porous (inanimate) (environmental) surfaces:

Enterobacter aerogenes (ATCC 13048)

Staphylococcus aureus (ATCC 6538)

FUNGICIDAL PERFORMANCE: At 4 ounces (of (this product) (product name)) per 5 gallons of water use level (or equivalent use dilution) (625 ppm active) and with a 10-minute contact time, [(This product) (Product Name)] is effective in the presence of 5% blood serum against the following on hard non-porous (inanimate) (environmental) surfaces (such as locker rooms, dressing rooms, shower and bath areas and exercise facilities):

Trichophyton mentagrophytes (ATCC 9533) (athlete's foot fungus) (a cause of Ringworm) (a cause of Ringworm of the foot)
Aspergillus niger (ATCC 6275)

PREPARATION OF DISINFECTION USE SOLUTION: For heavily soiled areas in non-medical premise, a preliminary cleaning is required. [(Add) (Mix)] [(3 ounces) (((a) (one) 3-ounce packet)] (of (this product) (product name))] [(per) (to) (with)] 5 gallons of water (or equivalent use dilution) (469 ppm active) to disinfect hard non-porous (inanimate) (environmental) surfaces. Apply use solution using a brush, sponge, cloth, mop, auto scrubber, mechanical spray device ((hand pump) coarse pump or trigger spray device) or by immersion so as to thoroughly wet surfaces. For sprayer applications, spray 6-8 inches from surface. Do not breathe spray. Rub with brush, cloth, or sponge. Treated surfaces must remain wet for 10 minutes. [(Rinse) (Wipe up excess liquid (with a paper towel)) (Allow to air dry) (Rinsing of floors is not necessary unless they are to be waxed or polished) (**Rinse all treated surfaces that come in contact with food such as countertops, appliances, tables and stovetops with potable water before reuse)]. Change cloth, sponge or towels frequently to avoid redeposition of soil. [(Change the solution) (A fresh solution must be prepared) (Prepare a fresh solution) (A fresh solution must be prepared) (Prepare a fresh solution)] at least daily or [(more often if use solution) becomes visibly [(dirty) (soiled) (diluted)]. (**Note to reviewer: This statement must be used on all labels with food contact surface uses.)

PREPARATION OF DISINFECTION/VIRUCIDAL*/FUNGICIDAL USE SOLUTION: For heavily soiled areas, a preliminary cleaning is required. [(Add) (Mix)] [(4 ounces) (((a) (one) 4-ounce packet)] (of (this product) (product name))] [(per) (to) (with)] 5 gallons of water (or equivalent use dilution) (625 ppm active) to disinfect hard non-porous (inanimate) (environmental) surfaces. Apply use solution using a brush, sponge, cloth, mop, auto scrubber, mechanical spray device ((hand pump) coarse pump or trigger spray device) or by immersion so as to thoroughly wet surfaces. For sprayer applications, spray 6-8 inches from surface. Do not breathe spray. Rub with brush, cloth, or sponge. Treated surfaces must remain wet for 10 minutes. [(Rinse) (Wipe up excess liquid (with a paper towel)) (Allow to air dry) (Rinsing of floors is not necessary unless they are to be waxed or polished) (**Rinse all treated surfaces that come in contact with food such as countertops, appliances, tables and stovetops with potable water before reuse)]. Change cloth, sponge or towels frequently to avoid redeposition of soil. [(Change the solution) (A fresh solution must be prepared) (Prepare a fresh solution)] at least daily or [(more often if use solution) (when use solution)] becomes visibly [(dirty) (soiled) (diluted)]. (**Note to reviewer: This statement must be used on all labels with food contact surface uses.)

***VIRUCIDAL PERFORMANCE:** For heavily soiled areas, a preliminary cleaning is required. Apply 4 ounces (of (This product) (Product Name)) per 5 gallons of water (625 ppm active) (or equivalent use dilution) to surfaces, thoroughly wetting with a brush, cloth, mop, sponge, auto scrubber or mechanical spray device ((hand pump) coarse pump or trigger spray device) or by immersion. For spray applications, spray 6-8 inches from surface. Do not breathe spray. Rub with brush, cloth, or sponge. Treated hard, non-porous (inanimate) (environmental) surfaces must remain wet for ten (10) minutes. [(Rinse) (Wipe up excess liquid (with a paper towel)) (Allow to air dry)]. Change cloth, sponge or towels frequently to avoid redeposition of soil. [(Change the solution) (A fresh solution must be prepared) (Prepare a fresh solution)] at least daily or [(more often if use solution) (when use solution)] becomes visibly [(dirty) (soiled) (diluted)].

CLEANING AND DISINFECTION: For heavily soiled areas in non-medical premise, a pre-cleaning step is required. For one-step cleaning and general disinfection, use [(3 ounces) (((a) (one) 3-ounce packet)] (of (this product) (product name))] per 5 gallons of water use solution (or equivalent use dilution) (469 ppm active). Apply use solution to hard non-porous (inanimate) (environmental) surfaces using a brush, sponge, cloth, mop, auto scrubber or mechanical spray device ((hand pump) coarse pump or trigger spray device) or by immersion so as to thoroughly wet surface. For sprayer applications, spray 6-8 inches from surface. Do not breathe spray. Rub with brush, cloth, or sponge. Allow surfaces to remain wet for 10 minutes. [(Rinse) (Wipe up excess liquid (with a paper towel)) (Allow to air dry)]. Change cloth, sponge or towels frequently to avoid redeposition of soil. [(Change the solution) (A fresh solution must be prepared) (Prepare a fresh solution)] at least daily or [(more often if use solution) (when use solution)] becomes visibly [(dirty) (soiled) (diluted)].

FOR USE AS A ONE-STEP CLEANER/DISINFECTANT IN NON-MEDICAL PREMISE:

1. Pre-clean heavily soiled areas.
2. Apply (use solution of) [(3 ounces) (((a) (one) 3-ounce packet)] (of (this product) (product name))] per 5 gallons of water (469 ppm active) (or equivalent use dilution) to hard, non-porous (inanimate) (environmental) surfaces using a sponge, brush, cloth, mop, auto scrubber or mechanical spray device ((hand pump) coarse pump or trigger spray device) or by immersion. For spray applications, spray 6-8 inches from surface. Do not breathe spray.
3. Rub with brush, cloth, or sponge.
4. To disinfect, all surfaces must remain wet for ten (10) minutes.

DISINFECTION AND VIRUCIDAL* - INSTITUTIONS and NON-MEDICAL DILUTION CHART

Ounces of Product	Amount of Water
0.2 ounces	1 quart
0.4 ounces	½ Gallon
0.8 ounces	1 gallon
2.0 ounces	2 ½ gallons
4.0 ounces	5 gallons
8.0 ounces	10 gallons

DILUTION TABLE:

For Hospital or Medical Environment claims	4oz/5 gal. water
For General or Broad Spectrum claims	3oz/5 gal. water
For Public Health Virucidal* claims	4oz/5 gal. water
For Animal Virucidal* claims	4oz/5 gal. water
For Non-Food Contact Sanitizing claims	1oz/4 gal. water
For Food Contact Sanitizing claims at 200 ppm	1oz/4 gal. water
For Food Contact Sanitizing claims at 400 ppm	2oz/4 gal. water
For Fungicidal claims	4oz/5 gal. water

HOSPITAL/HEALTH CARE/INSTITUTIONAL

(Note for reviewer: For labels that list medical premises and metal and/or stainless steel surfaces, one of the following FDA/EPA Memorandum of Understanding statements must be used.)
 [(This product) (Product Name)] is not to be used as a terminal sterilant/high-level disinfectant on any surface or instrument that (1) is introduced directly into the human body, either into or in contact with the bloodstream or normally sterile areas of the body, or, (2) contacts intact mucous membranes but which does not ordinarily penetrate the blood barrier or otherwise enter normally sterile areas of the body. [(This product) (Product Name)] can be used to pre-clean or decontaminate critical or semi-critical medical devices prior to sterilization or high-level disinfection.

(Or)
 [(Not for use on medical devices or medical equipment surfaces) [(This product) (Product Name)] is not for use on Medical device surfaces].

INSTITUTIONAL DISINFECTANT DIRECTIONS (Hospitals, Dental Offices, Nursing Homes, and Other Health Care Institutions): For heavily soiled areas, a preliminary cleaning is required. For disinfecting hard, non-porous (inanimate) (environmental) surfaces such as floors, walls, countertops, bathing areas, lavatories, bed frames, tables, chairs, garbage pails, [(add) (mix)] [(4 ounces) ((a) (one)) 4-ounce packet)] (of (this product) (Product Name)) [(to) (with)] 5 gallons of water (625 ppm active) (or equivalent use dilution) to disinfect hard, non-porous (inanimate) (environmental) surfaces. Apply use solution to surfaces, thoroughly wetting surfaces with a brush, cloth, mop, sponge, auto scrubber, mechanical spray device (hand pump) coarse pump or trigger spray device) or by immersion. For sprayer applications, spray 6-8 inches from surface. Do not breathe spray. Rub with brush, cloth, or sponge. Treated surfaces must remain wet for 10 minutes. [(Rinse) (Wipe up excess liquid (with a paper towel)) (Allow to air dry)]. Change cloth, sponge or towels frequently to avoid redeposition of soil. [(Change the solution) (A fresh solution must be prepared) (Prepare a fresh solution)] at least daily or [(more often if use solution) (when use solution)] becomes visibly [(dirty) (soiled) (diluted)].

***KILLS HIV, HCV AND HBV ON PRECLEANED ENVIRONMENTAL SURFACES/OBJECTS PREVIOUSLY SOILED WITH BLOOD/BODY FLUIDS** in health care settings or other settings in which there is an expected likelihood of soiling of hard nonporous (inanimate) (environmental) surfaces/objects with blood or body

5. [(Rinse) (Wipe up excess liquid (with a paper towel)) (Allow to air dry)].
 6. Change cloth, sponge or towels frequently to avoid redeposition of soil. [(Change the solution) (A fresh solution must be prepared) (Prepare a fresh solution)] at least daily or [(more often if use solution) (when use solution)] becomes visibly [(dirty) (soiled) (diluted)].

PREPARATION OF NON-FOOD CONTACT SANITIZER USE SOLUTION: For heavily soiled areas, a preliminary cleaning is required. [(Add) (Mix)] [(1-ounce) ((a) (one)) 1-ounce packet)] (of (this product) (product name)) [(to) (with)] 4 gallons of water (or equivalent use dilution) (200 ppm active). Apply sanitizer use solution to hard, non-porous (inanimate) (environmental) non-food contact surfaces with a brush, cloth, mop, sponge, auto scrubber, mechanical spray device (hand pump) coarse pump or trigger spray device) or by immersion so as to thoroughly wet surface to be sanitized. For sprayer applications, spray 6-8 inches from surface. Do not breathe spray. Rub with brush, cloth, or sponge. Treated surfaces must remain wet for 3 minutes. [(Rinse) (Wipe up excess liquid (with a paper towel)) (Allow to air dry)]. Change cloth, sponge or towels frequently to avoid redeposition of soil. [(Change the solution) (A fresh solution must be prepared) (Prepare a fresh solution)] at least daily or [(more often if use solution) (when use solution)] becomes visibly [(dirty) (soiled) (diluted)].

TO SANITIZE (AND DEODORIZE): For heavily soiled areas, a preliminary cleaning is required. Apply sanitizer use solution of [(1 ounce) ((a) (one)) 1-ounce packet)] (of (This product) (Product Name)) per 4 gallons of water (or equivalent use dilution) (200 ppm active) to hard, non-porous (inanimate) (environmental) non-food contact surfaces (such as food preparation areas, cutting boards, coolers, ice chests, refrigerator meat and vegetable and eggs bins, Tupperware®, kitchen equipment like food processors, blenders, cutlery and other utensils), thoroughly wetting as required. Apply with a brush, cloth, mop, sponge, auto scrubber, mechanical spray device (hand pump) coarse pump or trigger spray device) or by immersion. For sprayer applications, spray 6-8 inches from surface. Do not breathe spray. Rub with brush, cloth, or sponge. Let stand for 3 minutes. [(Rinse) (Wipe up excess liquid (with a paper towel)) (Allow to air dry)]. Change cloth, sponge or towels frequently to avoid redeposition of soil. [(Change the solution) (A fresh solution must be prepared) (Prepare a fresh solution)] at least daily or [(more often if use solution) (when use solution)] becomes visibly [(diluted) (soiled) (dirty)].

FOR DISINFECTING HARD, NON-POROUS (INANIMATE) (ENVIRONMENTAL) SURFACES AGAINST AVIAN INFLUENZA A (H5N1) VIRUS: For use in homes, hospitals, hotels, motels, schools and other non-animal use sites, follow the [(INSTITUTIONAL DISINFECTANT DIRECTIONS) (PREPARATION OF DISINFECTION/VIRUCIDAL*/FUNGICIDAL USE SOLUTION)] directions. (OR) For use in animal housing facilities, follow the SPECIAL INSTRUCTIONS FOR INACTIVATING AVIAN INFLUENZA A (H5N1) VIRUS in the Animal Premise section.

GENERAL DISINFECTION - NON-MEDICAL ONLY DILUTION CHART

Ounces of Product	Amount of Water
0.15 ounces	1 quart
0.3 ounces	½ Gallon
0.6 ounces	1 gallon
1.5 ounces	2 ½ gallons
3.0 ounces	5 gallons
6.0 ounces	10 gallons

17/47

fluids and in which the surfaces/objects likely to be soiled with blood or body fluids can be associated with the potential for transmission of Human Immunodeficiency Virus Type 1 (HIV-1) (associated with AIDS), Hepatitis C virus (HCV) and Hepatitis B virus (HBV).

"SPECIAL INSTRUCTIONS FOR CLEANING AND DECONTAMINATION AGAINST HIV-1, HCV AND HBV ON SURFACES/OBJECTS SOILED WITH BLOOD/BODY FLUIDS."

Personal Protection: [(Clean up must always be done wearing protective latex gloves, gowns, masks and eye protection) (Specific barrier protection items to be used when handling items soiled with blood or body fluids are disposable latex gloves, gowns, masks and eye protection)].

Cleaning Procedure: Blood and other body fluids (containing HIV-1, HBV and HCV) must be thoroughly cleaned from hard nonporous (inanimate) (environmental) surfaces and objects before application of [(This product) (Product Name) (the disinfectant)].

Disposal of Infectious Materials: Blood and other body fluids, cleaning materials and clothing must be autoclaved and disposed of according to federal, state and local regulations for infectious waste disposal.

Contact Time: For HIV, leave hard nonporous (inanimate) (environmental) surfaces wet for two minutes with a 4-ounce (of (This product) (Product Name)) per 5 gallons of water (or equivalent use dilution) (625 ppm active) use solution. This contact time will not control other common types of viruses and bacteria. For HBV and HCV, leave hard nonporous (inanimate) (environmental) surfaces wet for 10 minutes with a 4-ounce (of (This product) (Product Name)) per 5 gallons (or equivalent use dilution) (625 ppm active) use solution.

SURGICAL INSTRUMENT PRESOAK: Add 4 ounces (of (This product) (Product Name)) to 5 gallons of water (or equivalent use dilution) (625 ppm active). Place pre-cleaned instruments in solution to presoak surgical instruments for a minimum of 10 minutes, then proceed with normal sterilization procedure. [(A fresh solution must be prepared) (Prepare a fresh solution)] at least daily or [(more often if use solution) (when use solution)] becomes visibly [(dirty) (soiled) (diluted)].

Note: Plastic instruments can remain immersed until sterilization. Metal instruments must be removed after 10 minutes, rinsed, dried, and kept in a clean non-contaminated receptacle until sterilization. Prolonged soaking will cause damage to metal instruments. Surgical instruments must be sterilized before use.

ULTRASONIC BATH DISINFECTANT/FUNGICIDAL DIRECTIONS: Pre-clean heavily soiled objects. Use ((this product) (Product Name)) to disinfect hard, non-porous (inanimate) (environmental) non-critical objects compatible with Ultrasonic cleaning units. Pour a fresh solution of [(4 ounces) ((a) (one)) 4-ounce packet] (of (this product) (Product Name)) per 5 gallons of water (or equivalent use dilution) (625 ppm active) directly into bath chamber. Place objects into unit and operate for a minimum of 10 minutes (according to manufacturers' use directions). [(Remove objects and [(wash) (rinse)] with sterile water (for injection)) (Allow to air dry)]. [(Change the solution) (A fresh solution must be prepared) (Prepare a fresh solution)] at least daily or [(more often if use solution) (when use solution)] becomes visibly [(dirty) (soiled) (diluted)].

FOR DISINFECTING/FUNGICIDAL HARD, NON-POROUS (INANIMATE) (ENVIRONMENTAL) (FIBERGLASS) BATH AND THERAPY EQUIPMENT: To remove body oils, dead tissue, soil and all other buildups or organic matter on hard nonporous (inanimate) (environmental) surfaces after using the unit, drain the water and refill with fresh water to just cover the intake valve. Add [(4 ounces) ((a) (one)) 4-ounce

packet] (of (This product) (Product Name)) [(to) (with)] 5 gallons of water (or equivalent use dilution) (625 ppm active) in the unit at this point. Briefly start the pump to circulate the solution. Turn off pump. Wash down the unit sides, seat of the chair lift, and any/all related equipment with a clean swab, brush or sponge. [(Product to surface contact time must be at least) (Treated surfaces must remain wet for)] 10 minutes for proper disinfection. After the unit has been thoroughly disinfected, drain solution from the unit and rinse any/all cleaned/disinfected surfaces with fresh water. The unit is ready for reuse.

CLEANING AND DISINFECTING HARD, NON-POROUS (INANIMATE) (ENVIRONMENTAL) SURFACES ON PERSONAL PROTECTIVE EQUIPMENT (RESPIRATORS): Pre-clean equipment if heavily soiled to ensure proper surface contact. Add 4 ounces (of (This product) (Product Name)) to 5 gallons of water (or equivalent use dilution) (625 ppm active). Gently mix for uniform solution. Apply solution to hard, non-porous (inanimate) (environmental) surfaces of the respirator with a brush, cloth, mop, sponge, auto scrubber, mechanical spray device ((hand pump) coarse pump or trigger spray device) or by immersion. Thoroughly wet all surfaces to be disinfected. For spray applications, spray 6-8 inches from surface. Do not breathe spray. Rub with brush, cloth, or sponge. Treated surfaces must remain wet for ten (10), minutes. Remove excess solution from equipment prior to storage. Change cloth, sponge or towels frequently to avoid redeposition of soil. [(Change the solution) (A fresh solution must be prepared) (Prepare a fresh solution)] at least daily or [(more often if use solution) (when use solution)] becomes visibly [(dirty) (soiled) (diluted)]. The user must comply with all OSHA regulations for cleaning respiratory protection equipment (29 CFR § 1910.134).

**SANTIZER DIRECTIONS FOR NON-FOOD CONTACT SURFACES
IN INSTITUTIONAL FACILITIES**

ULTRASONIC BATH SANTIZER DIRECTIONS: Pre-clean soiled objects. Use ((This product) (Product Name)) to sanitize hard, non-porous, (inanimate) (environmental) non-critical objects compatible with Ultrasonic cleaning units. Pour a fresh solution of [(1 ounce) ((a) (one)) 1-ounce packet] (of (This product) (Product Name)) per 4 gallons of water (or equivalent use dilution) (200 ppm active) directly into bath chamber. Place objects into unit and operate for a minimum of 3 minutes, (according to manufacturers' use directions). [(Remove objects and rinse with sterile water (for injection)) (Allow to air dry)]. [(Change the solution) (A fresh solution must be prepared) (Prepare a fresh solution)] at least daily or [(more often if use solution) (when use solution)] becomes visibly [(dirty) (soiled) (diluted)].

Note: [(This product) (Product Name)] in its use solution is compatible with stainless steel, aluminum and most other hard nonporous (inanimate) (environmental) surfaces. Before product use, it is recommended that you apply product to a smaller test area to determine compatibility before proceeding with its use.

SANITIZATION OF HARD, NON-POROUS (INANIMATE) (ENVIRONMENTAL) SURFACES ON PERSONAL PROTECTIVE EQUIPMENT (RESPIRATORS): Add [(1 ounce) ((a) (one)) 1-ounce packet] (of (This product) (Product Name)) per 4 gallons of water (or equivalent use dilution) (200 ppm active). Gently mix for uniform solution. Apply solution to hard, non-porous (inanimate) (environmental) surfaces of the respirator with a brush, cloth, mop, sponge, auto scrubber or mechanical spray device ((hand pump) coarse pump or trigger spray device) or by immersion. Thoroughly wet all surfaces to be disinfected. Treated surfaces must remain wet for three (3) minutes. Remove excess solution from equipment prior to storage. Change cloth, sponge or towels frequently to avoid redeposition of soil. [(Change the solution) (A fresh solution

must be prepared) (Prepare a fresh solution)] at least daily or [(more often if use solution) (when use solution)] becomes visibly [(dirty) (soiled) (diluted)].

FOOD PROCESSING PREMISES

DIRECTIONS FOR FOOD PROCESSING PLANTS: For use on non-food contact hard nonporous (inanimate) (environmental) surfaces such as floors, walls, tables, garbage cans and disposal areas. Follow the [(PREPARATION OF DISINFECTANT USE SOLUTION) (**PREPARATION OF DISINFECTANT/VIRUCIDAL*/FUNGICIDAL USE SOLUTION)] use directions.

DIRECTIONS FOR FOOD STORAGE AREAS: For use on non-food contact hard nonporous (inanimate) (environmental) surfaces such as shelves, floors, walls and tables. Follow the [(PREPARATION OF DISINFECTANT USE SOLUTION) (PREPARATION OF DISINFECTANT/VIRUCIDAL*/FUNGICIDAL USE SOLUTION)] use directions.

FOR USE AS A CLEANER/DISINFECTANT IN FOOD PROCESSING PLANTS:

1. For heavily soiled areas, thoroughly clean surface prior to disinfecting.
2. Apply use solution of [(**4 ounces) (3 ounces) ((a) (one)) (3-) (**4-) ounce packet)] (of (this product) (Product Name)) [(to) (with)] 5 gallons of water evenly over hard nonporous (inanimate) (environmental) surfaces using a brush, cloth, mop, sponge, auto scrubber or mechanical spray device (hand pump) coarse pump or trigger spray device) or by immersion. Be sure to wet all surfaces thoroughly. For spray applications, spray 6-8 inches from surface. Do not breathe spray. Rub with brush, cloth, or sponge.
3. Allow product to remain on surface for ten (10) minutes.
4. [(Wipe with clean cloth, sponge or paper towel) (Wipe up excess liquid (with a paper towel))]. Change cloth, sponge or towels frequently to avoid redeposition of soil.
5. When disinfecting food contact surfaces used for food preparation, rinse surfaces thoroughly with potable water. [(This product) (Product Name)] must not be used to clean the following surfaces: utensils, glassware, dishes or interior surfaces of processing equipment.
6. [(Change the solution) (A fresh solution must be prepared) (Prepare a fresh solution)] at least daily or [(more often if use solution) (when use solution)] becomes visibly [(dirty) (soiled) (diluted)].

TO DISINFECT FOOD-PROCESSING AND TOBACCO PREMISES: For heavily soiled areas, a pre-cleaning step is required. For use on floors, walls, storage areas and other hard nonporous (inanimate) (environmental) surfaces, [(add) (mix)] [(**4 ounces) (3 ounces) ((a) (one)) (3-) (**4-) ounce packet)] (of (this product) (Product Name)) [(to) (with)] 5 gallons of water. Apply solution with a brush, mop, cloth, sponge, auto scrubber, mechanical spray device ((hand pump) coarse pump or trigger spray device) or by immersion so as to wet all surfaces thoroughly. For spray applications, spray 6-8 inches from surface. Rub with brush, sponge, or cloth. Allow surface to remain wet for 10 minutes. [(Then remove excess liquid (with a paper towel) and rinse the surface with potable water) (After use, all surfaces in the area must be thoroughly rinsed with potable water)]. Change cloth, sponge or towels frequently to avoid redeposition of soil. [(Change the solution) (A fresh solution must be prepared) (Prepare a fresh solution)] at least daily or [(more often if use solution) (when use solution)] becomes visibly [(dirty) (soiled) (diluted)].

TO DISINFECT FOOD SERVICE ESTABLISHMENT FOOD CONTACT SURFACES: For heavily soiled areas, a pre-cleaning step is required. For use on countertops, exterior surfaces of appliances, tables and other hard nonporous (inanimate)

(environmental) surfaces, [(add) (mix)] [(**4 ounces) (3 ounces) ((a) (one)) (3-) (**4-) ounce packet)] (of (this product) (Product Name)) [(to) (with)] 5 gallons of water. Apply solution with a brush, mop, cloth, sponge, auto scrubber, mechanical spray device ((hand pump) coarse pump or trigger spray device) or by immersion so as to wet all surfaces thoroughly. For sprayer applications, spray 6-8 inches from surface. Rub with brush, cloth, or sponge. Allow surface to remain wet for 10 minutes. [(Wipe with clean cloth, sponge or paper towel) (Wipe up excess liquid (with a paper towel)) (Then remove excess liquid)]. [(Rinse the surface with potable water) (After use, all surfaces in the area must be thoroughly rinsed with potable water)]. Change cloth, sponge or towels frequently to avoid redeposition of soil. [(Change the solution) (A fresh solution must be prepared) (Prepare a fresh solution)] at least daily or [(more often if use solution) (when use solution)] becomes visibly [(diluted) (soiled) (dirty)].

FOR USE ON NON-FOOD CONTACT SURFACES AS A DISINFECTANT IN THE BREWERY INDUSTRY: Follow the [(DIRECTIONS FOR FOOD PROCESSING PLANTS) (FOR USE AS A CLEANER/DISINFECTANT IN FOOD PROCESSING PLANTS) (TO DISINFECT FOOD-PROCESSING AND TOBACCO PREMISES)] use directions.

DISINFECTING POTATO STORAGE AREA AND EQUIPMENT: Remove all potatoes prior to disinfection of potato storage area and equipment. Follow the [(DIRECTIONS FOR FOOD PROCESSING PLANTS) (FOR USE AS A CLEANER/DISINFECTANT IN FOOD PROCESSING PLANTS) (TO DISINFECT FOOD-PROCESSING AND TOBACCO PREMISES)] use directions.

FOR CONTROL OF DROSOPHILA SPP. AND PHORIDAE FAMILY OF FLIES ON NON-FOOD CONTACT SURFACES: To control flies on hard non porous non-food contact (inanimate) (environmental) surfaces such as floors, walls, countertops, metal surfaces, painted surfaces, glazed porcelain, glazed tile, glass, chrome, rubber, and plastic in restaurants, bars, kitchens, dishwashing areas, bar and wait station areas and other food storage areas. After removing gross filth, apply a solution of [(4 ounces) ((a) (one)) 4-ounce packet)] (of (this product) (Product Name)) per 5 gallons of water (or equivalent use dilution) (625 ppm active) to surfaces and locations where flies breed. Spray surfaces thoroughly or apply by pouring, mopping or sponging onto the surface. Allow surface to remain wet for 10 minutes. Repeat application 1-2 times per week or as needed. Do not contaminate food and food packaging.

FOR CONTROL OF SMALL FLIES IN DRAINS: For control of small flies: Drosophila spp. and the Phoridae family. Spray or pour solution of [(4 ounces) ((a) (one)) 4-ounce packet)] (of (this product) (Product Name)) per 5 gallons of water (or equivalent use dilution) (625 ppm active) into drain during time of lowest level of drain use. Add 12 ounces of solution daily to each drain to maintain fly control. Apply around the edge of the drain and coat all sides of inside of drain. Repeat application 1-2 times per week or as needed. Do not contaminate food and food packaging.

MUSHROOM FARM INDUSTRY USE DIRECTIONS

Site Preparation: The first step in any on-going sanitation program must be the removal of gross contamination and debris. This may be accomplished by using a shovel, broom, or vacuum, depending on the area to be disinfected.

Disinfection: For heavily soiled areas, preclean first. Use a (3 ounces) (**4 ounces) (of (this product) (Product Name)) per 5 gallons of water (or equivalent dilution) use solution. Wet all hard nonporous (inanimate) (environmental) surfaces thoroughly. Treated surfaces must remain wet for 10 minutes. Let air-dry. Prepare a fresh solution for each use.

For Heavy Duty Cleaning: When greater cleaning is desired, use a 6-ounce (of this product (Product Name)) per 5 gallons of water (1.4 ounces (of this product) (Product Name)) per (one) (1) gallon of water (or equivalent dilution) use solution. Heavily soiled areas will require repeated cleaning before treatment.

DO NOT APPLY TO THE MUSHROOM CROP, COMPOST OR CASING. Rinse treated surfaces with potable water before they contact the crop, compost or casing.

ALL SURFACES MUST BE CLEANED AND DISINFECTED IN ACCORDANCE WITH LABEL DIRECTIONS PRIOR TO FOGGING. FOGGING IS AN ADJUNCT OR SUPPLEMENT TO NORMAL CLEANING AND DISINFECTION PROCEDURES AND PRACTICES.

DIRECTIONS FOR FOGGING IN DAIRIES, BEVERAGE AND FOOD PROCESSING PLANTS: Prior to fogging, food products and packaging material must be removed from the room or carefully protected. After cleaning, fog desired areas using 1 quart per 1000 cubic feet of room area with a solution containing 1.5 ounces of product to 1 gallon of water (or equivalent use dilution) (1171 ppm active). Wear a dust mist respirator when mixing the use solution and pouring it into the fogging apparatus. Vacate the area of all personnel during fogging and for a minimum of 2 hours after fogging and a minimum of 4 air exchanges (ACH) per hour in the facility. All food contact surfaces must be sanitized with an EPA approved food contact sanitizer solution of 200 ppm active (1 ounce (of this product) (Product Name)) to 4 gallons of water (or equivalent use dilution) prior to use. [(All food contact surfaces must be thoroughly rinsed prior to reuse with potable water) (Allow food contact surfaces to drain thoroughly before operations are resumed)].

Note: The fog generated is irritating to the eyes, skin and mucous membranes. Under no circumstances must a room or building be entered by anyone within two hours of the actual fogging and a minimum of 4 air exchanges (ACH) per hour in the facility. If the building must be entered, then the individuals entering the building must wear a self-contained respirator approved by NIOSH/MSHA, goggles, long sleeves and long pants.

SANITIZER DIRECTIONS FOR NON-FOOD CONTACT SURFACES IN FOOD PROCESSING FACILITIES

SHOE (BOOT) BATH SANITIZER DIRECTIONS: To prevent cross contamination from area to area in animal areas, and the packaging and storage areas of food plants, shoe baths containing one inch of freshly made sanitizing solution must be placed at all entrances to buildings, hatcheries and at all the entrances to the production and packaging rooms. Scrape waterproof shoes and place in a ¼ ounce (of this product) (Product Name)) per (one) (1) gallon of water (or equivalent use dilution) (200 ppm active) use solution for 3 minutes prior to entering area. [(Change the sanitizing solution in the bath) (A fresh solution must be prepared) (Prepare a fresh solution)] at least daily or [(more often if use solution) (when use solution)] becomes visibly [(dirty) (soiled) (diluted)].

FOR FOOT DIP OF WATER PROOF FOOTWEAR: Use [(this product) (Product name)] at ¼ ounce per (one) (1) gallon of water in foot dip tray. Shoe baths must contain at least 1 inch of freshly made solution and placed at the entrances to buildings. Scrape shoes and place in diluted solution for 3 minutes before entering building. [(Change the sanitizing solution in the bath) (A fresh solution must be prepared) (Prepare a fresh solution)] at least daily or [(more often if use solution) (when use solution)] becomes visibly [(dirty) (soiled) (diluted)].

SHOE FOAM DIRECTIONS: To prevent cross contamination from area to area in animal areas, and the packaging and storage areas of food plants, apply a foam layer

approximately 0.5 to 2 inches thick made from a solution of 1 to 1.5 ounces (of this product) (Product Name)) per (one) (1) gallon of water (or equivalent use dilution) (781 to 1172 ppm active) at all entrances to buildings, hatcheries, production and packaging rooms by using a foam generating machine or aerator to apply foam layer. Follow the foaming directions as specified by the manufacturer of the foam generator/aerator. Scrape waterproof shoes. Stand and/or walk through foamed area for 3 minutes prior to entering area. Foam area must be washed and replaced at least daily or when it appears visibly [(dirty) (soiled) (diluted)].

SHOE SPRAY SANITIZING DIRECTIONS: For heavily soiled work boots (shoes) scrape (wipe) with brush, sponge or cloth or Neat Feet Clean Solution Welcome Mat to remove excess filth (dirt).

1. Hold pre-mixed sanitizer solution of ¼ ounce per (one) (1) gallon of water 4-6 inches away from sole of (waterproof) work boot (shoe). Lightly spray to thoroughly wet entire surface.
2. Repeat procedure on other sole.
3. Treated surfaces must remain wet for 3 minutes.
4. [(Allow to air dry) (Wipe up) (Absorb) excess product (with clean cloth) (stepping on Neat Feet Clean Shoe Solution Welcome Mat)].

(For food processing or other facilities that have installed entryway sanitizing systems.)

ENTRYWAY SANITIZING SYSTEMS: To prevent cross contamination from area to area, set the system to deliver 0.51 – 1.04 oz. per (one) (1) gallon of water (1.5 – 3 oz. per 2 7/8 oz per (one) (1) gallon of water) (or equivalent use dilution) (400 – 800 ppm active) of sanitizing solution. The [(spray) (foam)] must cover the entire path of the doorway. Set the system so that a continuous wet blanket of sanitizer solution is delivered to the floor.

Do not mix other foam additives to the sanitizing solution.

FOOD CONTACT AND TOBACCO PROCESSING EQUIPMENT SANITIZING DIRECTIONS

(Note to reviewer: This statement must appear with any of the Food Contact Sanitizing claims in this section except for the Fogging directions for use.)

Before use as a sanitizer in public eating places and dairies, food products and packaging materials must be removed from the room or carefully protected. Prior to application, remove gross food particles and soil by a pre-flush or pre-scrape and when necessary, presoak. Then thoroughly wash or flush objects with a good detergent or compatible cleaner, followed by a potable water rinse before application of the sanitizing solution.

FOOD CONTACT SANITIZING PERFORMANCE: At 1 ounce (of this product) (Product Name)) per 4 gallons of water (or equivalent use dilution) (200 ppm active), [(This product) (Product Name)] eliminates 99.999% of the following bacteria in [(60 seconds) (1 minute)] in 500 ppm hard water (calculated as CaCO₃) according to the Germicidal and Detergent Sanitizing Action of Disinfectants test:

Aeromonas hydrophila (ATCC 23213)
Campylobacter jejuni (ATCC 29428)
Clostridium perfringens (ATCC 13124)
Enterobacter sakazakii (ATCC 29544)
Escherichia coli (ATCC 11229)
Enterococcus faecalis Vancomycin resistant (ATCC 5129)
Escherichia coli O157:H7 (ATCC 43888)
Escherichia coli O111:H8 (ATCC BAA-184)
Listeria monocytogenes (ATCC 984)
Shigella dysenteriae (ATCC 9361)
Staphylococcus aureus (ATCC 6538)
Streptococcus pyogenes (ATCC 12344)
Yersinia enterocolitica (ATCC 23715)
Salmonella typhi (ATCC 6539)

At 1 ounce (of this product) (Product Name)) per 4 gallons this sanitizer fulfills the criteria of Appendix F of the Grade A Pasteurized Milk, Ordinance 1978

Recommendations of the U.S. Public Health Services in waters up to 500 ppm of hardness calculated as CaCO₃ when evaluated by the Germicidal and Detergent Sanitizer Method against Escherichia coli and Staphylococcus aureus.

FOOD CONTACT SANITIZING DILUTION GUIDE

To prepare a 200, 300 or 400 ppm active solution, use the following dilution table. Prepare the correct dilution rate based upon the appropriate use site.

Active solution	1 gallon	4 gallons	10 gallons	20 gallons
200 ppm	¼ ounce	1.0 ounce	2 ½ ounces	5.0 ounces
300 ppm	0.375 ounces	1 ½ ounces	3 ¾ ounces	7 ½ ounces
400 ppm	½ ounce	2.0 ounces	5.0 ounces	10.0 ounces

SANITIZATION: When used for sanitization of previously cleaned hard nonporous (inanimate) (environmental) food equipment or food contact items, limit active to 200-400 ppm active. At this level **NO POTABLE WATER RINSE** is allowed.

To sanitize previously cleaned and rinsed hard non-porous (inanimate) (environmental) food contact surfaces, prepare a 200-400 ppm active solution by adding 1 to 2 oz. to 4 gallons of water.

FOOD CONTACT SURFACE SANITIZING DIRECTIONS: Apply a use solution of [(1-2 ounces) ((a) (one)) (1- (2-) ounce packet)] of (this product) (Product Name)) per 4 gallons of water (200-400 ppm) (or equivalent use dilution) as is to sanitize hard nonporous surfaces with a brush, cloth, mop, sponge, auto scrubber, mechanical spray device ((hand pump) coarse pump or trigger spray device) or by immersion. For spray applications, spray 6-8 inches from surface. Do not breathe spray. Rub with brush, cloth, or sponge. [(Allow surface to remain wet) (Surfaces must remain wet) (Let stand)] for at least [(1 minute) (60 seconds)]. [(Remove items) (Remove (immersed) (non-immersed) items from solution) (Remove excess solution) (Place sanitized utensils on a rack or drain board) (Wipe with clean cloth, sponge or paper towel) (Wipe up excess liquid (with a paper towel) (Drain the use-solution from the surface) (Let surfaces drain) (Allow surfaces to adequately drain before contact with food) (and then air dry) (Allow surfaces to air dry)]. [(NO POTABLE WATER RINSE IS ALLOWED) (A potable water rinse is not allowed) (Do not rinse)] (after use as a sanitizer (after application of the sanitizing solution) (following the use of (this product) (Product Name)) as a sanitizer) (on previously cleaned hard, non-porous (inanimate) (environmental) surfaces) (provided that the surfaces are adequately drained before contact with food so that little or no residue remains)). Change cloth, sponge or towels frequently to avoid redeposition of soil. [(Change the solution) (A fresh solution must be prepared) (Prepare a fresh solution)] at least daily or [(more often if use solution) (when use solution)] becomes visibly [(dirty) (soiled) (diluted)]. The used sanitizing solution must not be reused for sanitizing, but can be reused for other purposes such as cleaning.

TO SANITIZE IMMOBILE HARD NONPOROUS (INANIMATE) (ENVIRONMENTAL) ITEMS (such as tanks, chopping blocks, countertops, refrigerated storage and display equipment, food processing equipment, tables, picnic tables, appliances, stovetops and food work areas): Flood the area with appropriate ppm active solution for at least [(1 minute) (60 seconds)], making sure to wet all surfaces completely. [(Remove excess solution) (Wipe with clean cloth, sponge or paper towel) (Wipe up excess liquid (with a paper towel) (Drain the use-solution from the surface) (Let surfaces drain) (Drain thoroughly before reuse) (Thoroughly drain (non-immersed) (all sanitized) articles) (Allow sanitized surfaces to adequately drain before contact with food) (and then air dry) (Allow surfaces to air dry)]. [(NO POTABLE WATER RINSE IS ALLOWED) (A potable water rinse is not allowed) (Do not rinse)] (after use as a sanitizer) (after application of the sanitizing solution) (following the use of (this product) (Product Name)) as a

sanitizer) (on previously cleaned hard, non-porous (inanimate) (environmental) surfaces) (provided that the surfaces are adequately drained before contact with food so that little or no residue remains). [(Change the solution) (A fresh solution must be prepared) (Prepare a fresh solution)] at least daily or [(more often if use solution) (when use solution)] becomes visibly [(dirty) (soiled) (diluted)]. The used sanitizing solution must not be reused for sanitizing, but can be reused for other purposes such as cleaning.

TO SANITIZE MOBILE HARD NONPOROUS (INANIMATE) (ENVIRONMENTAL) ITEMS (such as glassware, utensils, cookware and dishware, drinking glasses and eating utensils): Scrape and pre-wash utensils, glassware, cookware, dishware and other mobile hard nonporous (inanimate) (environmental) items. Immerse in appropriate ppm active solution for at least [(1 minute) (60 seconds)], making sure to immerse completely. [(Remove items) (Remove immersed items from solution) (Remove excess solution) (Wipe with clean cloth, sponge or paper towel) (Wipe up excess liquid (with a paper towel) (Drain the use-solution from the surface) (Let surfaces drain) (Drain thoroughly before reuse) (Place sanitized utensils on a rack or drain board) and air dry) (Thoroughly drain (immersed) (all sanitized) articles) (Allow sanitized surfaces to adequately drain before contact with food) (and then air dry) (Allow surfaces to air dry)]. [(NO POTABLE WATER RINSE IS ALLOWED) (A potable water rinse is not allowed) (Do not rinse)] (after use as a sanitizer) (after application of the sanitizing solution) (following the use of (this product) (Product Name)) as a sanitizer) (on previously cleaned hard, non-porous (inanimate) (environmental) surfaces) (provided that the surfaces are adequately drained before contact with food so that little or no residue remains). [(Change the solution) (A fresh solution must be prepared) (Prepare a fresh solution)] at least daily or [(more often if use solution) (when use solution)] becomes visibly [(dirty) (soiled) (diluted)]. The used sanitizing solution must not be reused for sanitizing, but can be reused for other purposes such as cleaning.

PUBLIC EATING PLACES/DAIRY PROCESSING

FOR PUBLIC EATING PLACES, DAIRY PROCESSING EQUIPMENT AND FOOD PROCESSING EQUIPMENT AND UTENSILS: Apply a use solution of [(1-2 ounces) ((a) (one)) (1- (2-) ounce packet)] of (this product) (Product Name)) per 4 gallons of water (200-400 ppm) (or equivalent use dilution) to pre-cleaned, hard nonporous (inanimate) (environmental) food contact surfaces, thoroughly wetting surfaces with a brush, cloth, mop, sponge, auto scrubber, mechanical spray device ((hand pump) coarse pump or trigger spray device) or by immersion. For spray applications, spray 6-8 inches from surface. Do not breathe spray. Rub with brush, sponge, or cloth. From a Closed Loop Dilution Center, apply 200-400 ppm active solution to the surface to be sanitized. [(Allow surface to remain wet) (Surfaces must remain wet) (Let stand)] for at least [(1 minute) (60 seconds)]. [(Remove items) (Remove (immersed) (non-immersed) items from solution) (Remove excess solution) (Place sanitized utensils on a rack or drain board) (Wipe with clean cloth, sponge or paper towel) (Wipe up excess liquid (with a paper towel) (Drain the use-solution from the surface) (Let surfaces drain) (Drain thoroughly before reuse) (Thoroughly drain all sanitized articles) (Allow sanitized surfaces to adequately drain before contact with food) (and then air dry) (Allow surfaces to air dry)]. [(NO POTABLE WATER RINSE IS ALLOWED) (A potable water rinse is not allowed) (Do not rinse)] (after use as a sanitizer) (after application of the sanitizing solution) (following the use of (this product) (Product Name)) as a sanitizer) (on previously cleaned hard, non-porous (inanimate) (environmental) surfaces) (provided that the surfaces are adequately drained before contact with food so that little or no residue remains)). Change cloth, sponge or towels frequently to avoid redeposition of soil. [(Change the solution) (A fresh solution must be prepared) (Prepare a fresh solution)] at least daily or [(more often if use solution) (when use solution)] becomes

visibly [(dirty) (soiled) (diluted)]. The used sanitizing solution must not be reused for sanitizing, but can be reused for other purposes such as cleaning.

SANITIZING OF FOOD PROCESSING EQUIPMENT AND OTHER HARD NONPOROUS (INANIMATE) (ENVIRONMENTAL) FOOD CONTACT SURFACES IN FOOD PROCESSING LOCATIONS, MEAT PLANTS, DAIRIES, BAKERIES, CANNERIES, BEVERAGE PLANTS, RESTAURANTS AND BARS DIRECTIONS: For

sanitizing pre-cleaned food processing equipment, dairy equipment, food utensils, dishes, silverware, eating utensils, glasses, sink tops, countertops, refrigerated storage and display equipment and other hard, non-porous (inanimate) (environmental) food contact surfaces, apply use solution of [(1-2 ounces) ((a) (one)) (1-) (2-) ounce packet)] (of (this product) (Product Name)) per 4 gallons of water (or equivalent use dilution) (200-400 ppm active) with a cloth, brush, sponge, mop, auto scrubber, mechanical spray device ((hand pump) coarse pump or trigger spray device) or by immersion, thoroughly wetting surfaces. For spray applications, spray 6 to 8 inches from surface. Do not breathe spray. Rub with brush, sponge, or cloth. Dishes, silverware, glasses, cooking utensils, eating utensils and other similar size food processing equipment can be sanitized (by immersion) in a 1-2 ounce per 4 gallons use solution (of (this product) (Product Name)) (or equivalent use dilution) (200-400 ppm active). [(Allow surface to remain wet) (Surfaces must remain wet) (Let stand)] for at least [(1 minute) (60 seconds)]. [(Remove items) (Remove (immersed) (non-immersed) items from solution) (Remove excess solution) (Place sanitized utensils on a rack or drain board) (Wipe with clean cloth, sponge or paper towel) (Wipe up excess liquid (with a paper towel) (Drain the use-solution from the surface) (Let surfaces drain) (Drain thoroughly before reuse) (Thoroughly drain all sanitized articles) (Allow sanitized surfaces to adequately drain before contact with food) (and then air dry) (Allow surfaces to air dry)]. [(NO POTABLE WATER RINSE IS ALLOWED) (A potable water rinse is not allowed) (Do not rinse)] [(after use as a sanitizer) (after application of the sanitizing solution) (following the use of (this product) (Product Name)) as a sanitizer] (on previously cleaned hard, non-porous (inanimate) (environmental) surfaces) (provided that the surfaces are adequately drained before contact with food so that little or no residue remains). Change cloth, sponge or towels frequently to avoid redeposition of soil. [(Change the solution) (A fresh solution must be prepared) (Prepare a fresh solution)] at least daily or [(more often if use solution) (when use solution)] becomes visibly [(diluted) (soiled) dirty)]. The used sanitizing solution must not be reused for sanitizing, but can be reused for other purposes such as cleaning.

DIRECTIONS FOR SANITIZING FOOD CONTACT SURFACES IN PUBLIC EATING PLACES, DAIRY PROCESSING EQUIPMENT AND FOOD PROCESSING EQUIPMENT, UTENSILS, AND FOOD CONTACT ARTICLES AS REGULATED BY 40CFR sec 180.940(a):

1. Sanitize pre-cleaned hard nonporous (inanimate) (environmental) articles using a solution of ¼-½ ounce (of (this product) (Product Name)) per (one) (1) gallon of water (or equivalent use dilution) (200-400 ppm active). Articles that can be immersed in solution must remain in solution for [(60 seconds) (1 minute)]. Articles too large for immersing must be thoroughly wetted for [(60 seconds) (1 minute)] by rinsing, spraying or swabbing.
2. [(Remove items) (Remove (immersed) (non-immersed) items from solution) (Remove excess solution) (Wipe with clean cloth, sponge or paper towel) (Place sanitized utensils on a rack or drain board) (Wipe up excess liquid (with a paper towel) (Drain the use-solution from the surface) (Let surfaces drain) (Drain thoroughly before reuse) (Thoroughly drain all sanitized articles) (Allow sanitized surfaces to adequately drain before contact with food) (and then air dry) (Allow surfaces to air dry)].

3. [(NO POTABLE WATER RINSE IS ALLOWED) (A potable water rinse is not allowed) (Do not rinse)] [(after use as a sanitizer) (after application of the sanitizing solution) (following the use of (this product) (Product Name)) as a sanitizer] (on previously cleaned hard, non-porous (inanimate) (environmental) surfaces) (provided that the surfaces are adequately drained before contact with food so that little or no residue remains).

4. Change cloth, sponge or towels frequently to avoid redeposition of soil. [(Change the solution) (A fresh solution must be prepared) (Prepare a fresh solution)] at least daily or [(more often if use solution) (when use solution)] becomes visibly [(diluted) (soiled) dirty)]. The used sanitizing solution must not be reused for sanitizing, but can be reused for other purposes such as cleaning.

U.S. PUBLIC HEALTH SERVICE FOOD SERVICE SANITIZATION RECOMMENDATIONS CLEANING AND SANITIZING

1. Thoroughly wash equipment and utensils in a hot detergent solution. Rinse utensils and equipment thoroughly with potable water.
2. Sanitize equipment and utensils by immersion in a 1-2 ounce(s) (of (this product) (Product Name)) per 4 gallons of water use solution (or equivalent use dilution) for at least [(60 seconds) (1 minute)] at a temperature of 75°F.
3. For equipment and utensils too large to sanitize by immersion, apply use solution of 0.5-1 ounce (of (this product) (Product Name)) per 2 gallons of water use solution (200-400 ppm active) (or equivalent use dilution) by rinsing, spraying or swabbing until thoroughly wetted (for (60 seconds) (1 minute)). Articles that can be immersed in solution must remain in solution for [(60 seconds) (1 minute)]. Articles too large for immersing must be thoroughly wetted for [(60 seconds) (1 minute)] by rinsing, spraying or swabbing.
4. [(Remove items) (Remove (immersed) (non-immersed) items from solution) (Remove excess solution) (Wipe with clean cloth, sponge or paper towel) (Place sanitized utensils on a rack or drain board) (Wipe up excess liquid (with a paper towel) (Drain the use-solution from the surface) (Let surfaces drain) (Drain thoroughly before reuse) (Thoroughly drain all sanitized articles) (Allow sanitized surfaces to adequately drain before contact with food) (and then air dry) (Allow surfaces to air dry)].
5. [(NO POTABLE WATER RINSE IS ALLOWED) (A potable water rinse is not allowed) (Do not rinse)] [(after use as a sanitizer) (after application of the sanitizing solution) (following the use of (this product) (Product Name)) as a sanitizer] (on previously cleaned hard, non-porous (inanimate) (environmental) surfaces) (provided that the surfaces are adequately drained before contact with food so that little or no residue remains).
6. Change cloth, sponge or towels frequently to avoid redeposition of soil. [(Change the solution) (A fresh solution must be prepared) (Prepare a fresh solution)] at least daily or [(more often if use solution) (when use solution)] becomes visibly [(diluted) (soiled) dirty)]. The used sanitizing solution must not be reused for sanitizing, but can be reused for other purposes such as cleaning.

WISCONSIN STATE DIVISION OF HEALTH

DIRECTIONS FOR EATING ESTABLISHMENTS (Not applicable in CA)

1. Scrape and pre-wash hard nonporous utensils and glasses whenever possible.
2. Wash with a good detergent or compatible cleaner.
3. Rinse with potable water.
4. Sanitize in a solution of 1-2 ounce(s) (of (this product) (Product Name)) per 4 gallons of water (200-400 ppm active) (or equivalent use dilution). Immerse all utensils for at least [(one minute) (60 seconds)] or for contact time specified by governing sanitary code. For equipment and utensils too large to sanitize by

- immersion, apply use solution of 0.5-1 ounce (of this product) (Product Name) per 2 gallons of water (200-400 ppm active) (or equivalent use dilution) by rinsing, spraying or swabbing until thoroughly wetted for [(60 seconds) (1 minute)].
- Place sanitized utensils on a rack or drain board to air-dry.
 - [(Change the solution) (A fresh solution must be prepared) (Prepare a fresh solution)] at least daily or [(more often if use solution) (when use solution)] becomes visibly [(dirty) (soiled) (diluted)].

Note: A clean potable water rinse following sanitization is not permitted under Section HFS 196.13 of the Wisconsin Administrative Code.

(Alternative language for clean in place, closed loop dilution centers.)

WISCONSIN STATE DIVISION OF HEALTH

DIRECTIONS FOR EATING ESTABLISHMENTS *(Not applicable in CA)*

- Scrape and pre-wash hard nonporous utensils and glasses whenever possible.
- Wash with a good detergent or compatible cleaner.
- Rinse with potable water.
- Sanitize in a solution from the Closed Loop Dilution Center (200-400 ppm active) for at least [(one minute) (60 seconds)] or for contact time specified by governing sanitary code.
- Place sanitized utensils on a rack or drain board to air-dry.

Note: A clean potable water rinse following sanitization is not permitted under Section HFS 196.13 of the Wisconsin Administrative Code.

DIRECTIONS FOR RESTAURANT AND BAR SANITIZER

For sanitizing pre-cleaned hard nonporous (inanimate) (environmental) dishes, glassware, silverware, eating utensils, and cooking utensils, cookware and dishware, [(immerse in) (saturate using)] a solution containing 1-2 ounces(s) of (this product) (Product Name) per 4 gallons of water (or equivalent use dilution) (200-400 ppm active). [(Allow surface to remain wet) (Surfaces must remain wet) (Let stand)] for at least [(1 minute) (60 seconds)]. [(Remove items) (Remove (immersed) (non-immersed) items from solution) (Remove excess solution) (Place sanitized utensils on a rack or drain board) (Wipe with clean cloth, sponge or paper towel) (Wipe up excess liquid) (with a paper towel) (Drain the use-solution from the surface) (Let surfaces drain) (Drain thoroughly before reuse) (Thoroughly drain all sanitized articles) (Allow sanitized surfaces to adequately drain before contact with food) (and then air dry) (Allow surfaces to air dry)]. [(NO POTABLE WATER RINSE IS ALLOWED) (A potable water rinse is not allowed) (Do not rinse)] (after use as a sanitizer) (after application of the sanitizing solution) (following the use of (this product) (Product Name)) as a sanitizer) (on previously cleaned hard, non-porous (inanimate) (environmental) surfaces) (provided that the surfaces are adequately drained before contact with food so that little or no residue remains)). Change cloth, sponge or towels frequently to avoid redeposition of soil. [(Change the solution) (A fresh solution must be prepared) (Prepare a fresh solution)] at least daily or [(more often if use solution) (when use solution)] becomes visibly [(diluted) (soiled) (dirty)]. The used sanitizing solution must not be reused for sanitizing, but can be reused for other purposes such as cleaning.

(Alternative language for clean in place, closed loop dilution centers.)

FOR USE AS A SANITIZER ON DISHES, GLASSWARE, SILVERWARE, EATING UTENSILS, COOKING UTENSILS: Remove gross food particles by pre-flush, pre-scrape, and presoak when necessary. Wash thoroughly with detergent or compatible cleaner then rinse with potable water prior to application (of this product) (Product Name)). Then immerse in a sanitizing solution from Closed Loop Dilution Center (200-400 ppm active). [(Allow surface to remain wet) (Surfaces must remain wet)] for at least [(60 seconds) (one minute)]. [(Remove items) (Remove excess solution) (Place sanitized utensils on a rack or drain board) (Wipe with clean cloth, sponge or paper

towel) (Wipe up excess liquid (with a paper towel) (Drain the use-solution from the surface) (Let surfaces drain) (Drain thoroughly before reuse) (Thoroughly drain all sanitized articles) (Allow sanitized surfaces to adequately drain before contact with food) (and then air dry) (Allow surfaces to air dry)]. [(NO POTABLE WATER RINSE IS ALLOWED) (A potable water rinse is not allowed) (Do not rinse)] (after use as a sanitizer) (after application of the sanitizing solution) (following the use of (this product) (Product Name)) as a sanitizer) (on previously cleaned hard, non-porous (inanimate) (environmental) surfaces) (provided that the surfaces are adequately drained before contact with food so that little or no residue remains)). For mechanical application, use solution must not be reused for sanitizing applications.

SANITIZING OF (REFRIGERATED) FOOD PROCESSING EQUIPMENT (ICE MACHINES) AND OTHER HARD NON-POROUS (INANIMATE) (ENVIRONMENTAL) SURFACES IN FOOD CONTACT LOCATIONS, DAIRIES, RESTAURANTS AND BARS DIRECTIONS: For sanitizing food processing equipment, dairy equipment, refrigerated storage and display equipment and other hard, non-porous (inanimate) (environmental) surfaces. [(Equipment and utensils) (Food contact surfaces)] must be thoroughly pre-flushed or pre-scraped and, when necessary, presoaked to remove gross food particles.

- Turn off refrigeration **(Note: Use this direction only if applicable)**
- Unit must be washed with a compatible detergent and rinsed with potable water before sanitizing. **(Note: Use this direction only if applicable)**
- Wash and rinse all surfaces thoroughly.
- Apply a solution of [(1-2 ounces) ((a) (one)) (1 -) (2 -) ounce packet)] [(this product) (Product Name)] [(in) (per)] 4 gallons of water (or equivalent use dilution) (200-400 ppm active) by mechanical spray device (coarse pump or trigger spray device), direct pouring or by recirculating through the system.
- [(Allow surface to remain wet) (Surfaces must remain wet)] for at least [(60 seconds) (one minute)] (followed by complete draining).
- [(Let surfaces drain) (Drain the use-solution from the surface) (Drain thoroughly before reuse) (Thoroughly drain) (Allow sanitized surfaces to adequately drain before contact with food) (liquid)] (and then air dry) (Allow surfaces to air dry)].
- [(NO POTABLE WATER RINSE IS ALLOWED) (A potable water rinse is not allowed) (Do not rinse)] (after use as a sanitizer) (after application of the sanitizing solution) (following the use of (this product) (Product Name)) as a sanitizer) (on previously cleaned hard, non-porous (inanimate) (environmental) surfaces) (provided that the surfaces are adequately drained before contact with food) (liquid) so that little or no residue remains)).
- Fresh solution must be used for each cleaning.
- Return machine to service.

SANITIZATION OF INTERIOR HARD, NON-POROUS (INANIMATE) (ENVIRONMENTAL) SURFACES OF WATER SOFTENERS AND REVERSE OSMOSIS (RO) UNITS

Water Softeners - Sanitization must occur after initial installation, after the system is serviced and periodically during its use.

- [(Tank must be washed with a compatible detergent and rinsed with potable water before sanitizing) (Unit must be washed with a compatible detergent and rinsed with potable water before sanitizing)].
- Backwash the softener and add 2-4 ounces of sanitizer per 8 gallons of water (or equivalent use dilution) (200-400 ppm active) to the brine tank well. (The brine tank must have water in it to permit the solution to be carried into the softener.) (NOTE: Standard system capacity is 48 gallons.)

- Proceed with the normal regeneration or interrupt the cycle after the brining step and let the softener soak for a minimum of [(one minute) (60 seconds) (1 minute)].
- Backwash the softener with potable water to make sure all sanitizing solution is thoroughly rinsed from the unit before returning the system to service. Return system to service. Follow the manufacturer's directions for re-installation of new pre-filters, membrane element and post filter.

Reverse Osmosis (RO) Units - Sanitization must occur after initial installation, after the system is serviced and periodically during its use.

- Turn off RO system, drain storage tank and remove membrane element and pre-filters. Put membrane element in a plastic bag so it remains wet. Do not use ((this product) (Product Name)) to sanitize the membrane element. Membrane element must be sterilized separately.
- Tank must be washed with a compatible detergent and rinsed with potable water before sanitizing.
- Fill empty pre-filter housing with 2-4 ounces of sanitizer per 8 gallons of water (or equivalent use dilution) (200-400 ppm active) and turn on raw water. (NOTE: Standard system capacity is 1 to 2 gallons).
- After holding tank is full, let system stand idle for a minimum of [(one minute) (60 seconds) (1 minute)]. Turn off water. Drain holding tank.
- Before the system is put back into service, flush system with potable water to assure sanitizing solution is rinsed thoroughly from system. Return unit(s) to normal operation. Follow the manufacturer's directions for re-installation of new pre-filters, membrane element and post filter.

SANITIZATION OF INTERIOR HARD, NON-POROUS (INANIMATE) (ENVIRONMENTAL) SURFACES OF ICE MACHINES, WATER COOLERS, WATER HOLDING TANKS AND PRESSURE TANKS

Ice Machines - Sanitization must occur after initial installation, after the machine is serviced and periodically during its use.

- Shut off incoming water line to machine.
- Unit must be washed with a compatible detergent and rinsed with potable water before sanitizing.
- Prepare a solution of 2-4 ounces of sanitizer per 8 gallons of water (or equivalent use dilution) (200-400 ppm active).
- Circulate use solution through machine making sure to wet all hard nonporous (inanimate) (environmental) surfaces and allow a minimum contact of [(60 seconds) (1 minute)].
- [(Drain thoroughly before reuse) (Thoroughly drain) (Allow sanitized surfaces to adequately drain before contact with (food) (liquid)) (and then air dry)].
- [(NO POTABLE WATER RINSE IS ALLOWED) (A potable water rinse is not allowed) (Do not rinse)] (after use as a sanitizer) (after application of the sanitizing solution) (following the use of ((this product) (Product Name)) as a sanitizer) (on previously cleaned hard, non-porous (inanimate) (environmental) surfaces) (provided that the surfaces are adequately drained before contact with liquid so that little or no residue remains)).
- Return machine to normal operation.

Water Coolers, Water Holding Tanks and Pressure Tanks - Sanitization must occur after initial installation, after the system is serviced and periodically during its use.

- Shut off incoming water line.
- (Units) (Tanks) must be washed with a compatible detergent and rinsed with potable water before sanitizing.
- Prepare a solution of 2-4 ounces of sanitizer per 8 gallons of water (or equivalent use dilution) (200-400 ppm active).

- Apply or circulate (if possible) use solution to wet all hard nonporous (inanimate) (environmental) surfaces [(and allow) (for)] a minimum contact of [(one minute) (60 seconds) (1 minute)].
- [(Drain the product from the surface) (Let surfaces drain) (Drain thoroughly before reuse) (Thoroughly drain) (Allow sanitized surfaces to adequately drain before contact with liquid) (and then air dry) (Allow surfaces to air dry)].
- [(NO POTABLE WATER RINSE IS ALLOWED) (A potable water rinse is not allowed) (Do not rinse)] (after use as a sanitizer) (after application of the sanitizing solution) (following the use of ((this product) (Product Name)) as a sanitizer) (on previously cleaned hard, non-porous (inanimate) (environmental) surfaces) (provided that the surfaces are adequately drained before contact with liquid so that little or no residue remains)).
- Return to service by opening incoming water lines.

DIRECTIONS FOR FOOD PROCESSING EQUIPMENT AND DAIRIES

Apply sanitizing solution containing 1-2 ounces (of (this product) (Product Name)) per 4 gallons of water (or equivalent use dilution) (200-400 ppm active). Apply [(solution) (this product) (Product Name)] to pre-cleaned, hard, non-porous (inanimate) (environmental) surfaces thoroughly wetting surfaces with a brush, cloth, mop, sponge, auto scrubber, mechanical spray device ((hand pump) coarse pump or trigger spray device) or by immersion. For spray applications, spray 6-8 inches from surface. Rub with brush, sponge, or cloth. Do not breathe spray. [(Allow surface to remain wet) (Surfaces must remain wet) (Let stand)] for at least [(1 minute) (60 seconds)]. [(Remove items) (Remove) (immersed) (non-immersed) items from solution) (Remove excess solution) (Place sanitized utensils on a rack or drain board) (Wipe with clean cloth, sponge or paper towel) (Wipe up excess liquid (with a paper towel) (Drain the use-solution from the surface) (Let surfaces drain) (Drain thoroughly before reuse) (Thoroughly drain all sanitized articles) (Allow sanitized surfaces to adequately drain before contact with food) (and then air dry) (Allow surfaces to air dry)]. ((NO POTABLE WATER RINSE IS ALLOWED) (A potable water rinse is not allowed) (Do not rinse)] (after use as a sanitizer) (after application of the sanitizing solution) (following the use of ((this product) (Product Name)) as a sanitizer) (on previously cleaned hard, non-porous (inanimate) (environmental) surfaces) (provided that the surfaces are adequately drained before contact with food so that little or no residue remains)). Change cloth, sponge or towels frequently to avoid redeposition of soil. [(Change the solution) (A fresh solution must be prepared) (Prepare a fresh solution)] at least daily or [(more often if use solution) (when use solution)] becomes visibly [(diluted) (soiled) dirty)]. The used sanitizing solution must not be reused for sanitizing, but can be reused for other purposes such as cleaning.

FOOD PROCESSING EQUIPMENT AND UTENSILS

FOR FOOD PROCESSING EQUIPMENT AND UTENSILS IN FOOD PROCESSING FACILITIES: Apply a solution of [(1-2 ounces) ((a) (one)) (1 -) (2 -) ounce packet)] (of (this product) (Product Name)) in 4 gallons of water (or equivalent use dilution) (200-400 ppm active) to pre-cleaned, hard, non-porous (inanimate) (environmental) surfaces thoroughly wetting surfaces with a brush, cloth, mop, sponge, auto scrubber, mechanical spray device ((hand pump) coarse pump or trigger spray device) or by immersion. For spray applications, spray 6 to 8 inches from surface. Rub with brush, sponge, or cloth. Do not breathe spray. From a Closed Loop Dilution Center, apply 200-400 ppm active solution to the surface to be sanitized. [(Allow surface to remain wet) (Surfaces must remain wet) (Let stand)] for at least [(1 minute) (60 seconds)]. [(Remove items) (Remove) (immersed) (non-immersed) items from solution) (Remove excess solution) (Place sanitized utensils on a rack or drain board) (Wipe with clean cloth, sponge or paper towel) (Wipe up excess liquid (with a paper towel) (Drain the use-

solution from the surface) (Let surfaces drain) (Drain thoroughly before reuse) (Thoroughly drain all sanitized articles) (Allow sanitized surfaces to adequately drain before contact with food) (liquid) (and then air dry) (Allow surfaces to air dry). [(NO POTABLE WATER RINSE IS ALLOWED) (A potable water rinse is not allowed) (Do not rinse)] (after use as a sanitizer) (after application of the sanitizing solution) (following the use of (this product) (Product Name)) as a sanitizer (on previously cleaned hard, non-porous (inanimate) (environmental) surfaces) (provided that the surfaces are adequately drained before contact with food so that little or no residue remains)). Change cloth, sponge or towels frequently to avoid redeposition of soil. [(Change the solution) (A fresh solution must be prepared) (Prepare a fresh solution)] at least daily or [(more often if use solution) (when use solution)] becomes visibly [(dirty) (soiled) (diluted)]. The used sanitizing solution must not be reused for sanitizing, but can be reused for other purposes such as cleaning.

DIRECTIONS FOR FOOD PROCESSING EQUIPMENT AND UTENSILS (AS REGULATED BY) (40CFR sec 180.940(c))

Apply sanitizing solution containing [(1-2 ounces) ((a) (one)) (1-) (2-) ounce packet)] (of (this product) (Product Name)) per 4 gallons of water (or equivalent use dilution) (200-400 ppm active) to hard nonporous (inanimate) (environmental) equipment and utensils with a brush, cloth, sponge, auto scrubber, mechanical spray device (hand pump) coarse pump or trigger spray device) or by immersion. For spray applications, spray 6 to 8 inches from surface. Rub with brush, sponge, or cloth. Do not breathe spray. [(Allow surface to remain wet) (Surfaces must remain wet) (Let stand)] for at least [(1 minute) (60 seconds)]. [(Remove items) (Remove (immersed) (non-immersed) items from solution) (Remove excess solution) (Place sanitized utensils on a rack or drain board) (Wipe with clean cloth, sponge or paper towel) (Wipe up excess liquid (with a paper towel) (Drain the use-solution from the surface) (Let surfaces drain) (Drain thoroughly before reuse) (Thoroughly drain all sanitized articles) (Allow sanitized surfaces to adequately drain before contact with food) (liquid) (and then air dry) (Allow surfaces to air dry)]. [(NO POTABLE WATER RINSE IS ALLOWED) (A potable water rinse is not allowed) (Do not rinse)] (after use as a sanitizer) (after application of the sanitizing solution) (following the use of (this product) (Product Name)) as a sanitizer (on previously cleaned hard, non-porous (inanimate) (environmental) surfaces) (provided that the surfaces are adequately drained before contact with food so that little or no residue remains)). Change cloth, sponge or towels frequently to avoid redeposition of soil. [(Change the solution) (A fresh solution must be prepared) (Prepare a fresh solution)] at least daily or [(more often if use solution) (when use solution)] becomes visibly [(dirty) (soiled) (diluted)]. The used sanitizing solution must not be reused for sanitizing, but can be reused for other purposes such as cleaning.

DIRECTIONS FOR SANITIZING FOOD CONTACT SURFACES OF FOOD PROCESSING EQUIPMENT AND UTENSILS, AS REGULATED BY 40CFR sec 180.940(c):

1. Sanitize articles using a solution of ¼ to ½ ounce (of (this product) (Product name)) per (one) (1) gallon of water (200 to 400 ppm active) (or equivalent use dilution). Articles that can be immersed in solution must remain in solution for [(1 minute) (60 seconds)]. Articles too large for immersing must be thoroughly wetted by rinsing, spraying or swabbing for [(60 seconds) (1 minute)].
2. [(Remove items) (Remove (immersed) (non-immersed) items from solution) (Remove excess solution) (Place sanitized utensils on a rack or drain board) (Wipe with clean cloth, sponge or paper towel) (Wipe up excess liquid (with a paper towel))].
3. [(Drain the use-solution from the surface) (Let surfaces drain) (Drain thoroughly before reuse) (Thoroughly drain all sanitized articles) (Allow sanitized surfaces to

adequately drain before contact with food) (liquid) (and then air dry) (Allow surfaces to air dry)].

4. [(NO POTABLE WATER RINSE IS ALLOWED) (A potable water rinse is not allowed) (Do not rinse)] (after use as a sanitizer) (after application of the sanitizing solution) (following the use of (this product) (Product Name)) as a sanitizer (on previously cleaned hard, non-porous (inanimate) (environmental) surfaces) (provided that the surfaces are adequately drained before contact with food so that little or no residue remains)).

5. Change cloth, sponge or towels frequently to avoid redeposition of soil. [(Change the solution) (A fresh solution must be prepared) (Prepare a fresh solution)] at least daily or [(more often if use solution) (when use solution)] becomes visibly [(dirty) (soiled) (diluted)]. The used sanitizing solution must not be reused for sanitizing, but can be reused for other purposes such as cleaning.

BEVERAGE DISPENSING EQUIPMENT SANITIZER DIRECTIONS

For sanitizing of hard non porous (inanimate) (environmental) bottling or pre-mix dispensing equipment after cleaning, thoroughly rinse equipment with cold or lukewarm potable water. Fill equipment with a solution of 1 to 2 ounce(s) (of (this product) (Product Name)) per 4 gallons of water (or equivalent use dilution) (200 - 400 ppm active). [(Allow surface to remain wet) (Surfaces must remain wet)] for at least [(1 minute) (60 seconds) (one minute)] or until operations resume at which time the sanitizing solution must be drained from the system. To insure the removal of flavors during changeover between products, the system must be cleaned, rinsed and flushed with the sanitizing solution for at least [(60 seconds) (1 minute)]. [(Drain the use-solution from the surface) (Drain thoroughly before reuse) (Thoroughly drain (all sanitized) articles) (Allow sanitized surfaces to adequately drain before contact with liquid) (and then air dry) (Allow surfaces to air dry)]. [(NO POTABLE WATER RINSE IS ALLOWED) (A potable water rinse is not allowed) (Do not rinse)] (after use as a sanitizer) (after application of the sanitizing solution) (following the use of (this product) (Product Name)) as a sanitizer (on previously cleaned hard, non-porous (inanimate) (environmental) surfaces) (provided that the surfaces are adequately drained before contact with food so that little or no residue remains)). The used sanitizing solution must not be reused for sanitizing, but can be reused for other purposes such as cleaning.

SANITARY FILLING EQUIPMENT SANITIZER DIRECTIONS

For use in sanitizing hard nonporous (inanimate) (environmental) bottles or cans in the final rinse application. The product is to be proportioned into the final rinse water line the container washer or rinser in the concentration of 200 - 400 ppm active. Prepare a solution of 1 to 2 ounce(s) (of (this product) (Product Name)) per 4 gallons of water (or equivalent use dilution) (200 - 400 ppm active) for the exterior application for the filler and closing machine. [(Allow surface to remain wet) (Surfaces must remain wet)] for at least [(60 seconds) (1 minute)]. [(Drain the use-solution from the surface) (Drain thoroughly before reuse) (Thoroughly drain (all sanitized) articles) (Allow sanitized surfaces to adequately drain before contact with food) (liquid)]. [(Do not rinse (before contact with food) (liquid)) (and then air dry) (Allow surfaces to air dry)]. [(NO POTABLE WATER RINSE IS ALLOWED) (A potable water rinse is not allowed) (Do not rinse)] (after use as a sanitizer) (after application of the sanitizing solution) (following the use of (this product) (Product Name)) as a sanitizer (on previously cleaned hard, non-porous (inanimate) (environmental) surfaces) (provided that the surfaces are adequately drained before contact with food so that little or no residue remains)). The used sanitizing solution must not be reused for sanitizing, but can be reused for other purposes such as cleaning.

STORAGE TANK SANITIZER DIRECTIONS

For sanitizing hard nonporous (inanimate) (environmental) beer fermentation and holding tanks, wine, citrus and food processing storage and holding tanks. Prepare a solution of 1 to 2 ounce(s) of (this product) (Product Name) per 4 gallons of water (or equivalent use dilution) (200 - 400 ppm active) for mechanical or automated systems. Follow manufacturers' directions for use on application equipment. [(Allow surface to remain wet) (Surfaces must remain wet)] at least [(60 seconds) (1 minute)]. [(Drain the use-solution from the surface) (Drain thoroughly before reuse) (Thoroughly drain (all sanitized) articles) (Allow sanitized surfaces to adequately drain before contact with food)]. [(Do not rinse (before contact with food) (and then air dry) (Allow surfaces to air dry)]. [(NO POTABLE WATER RINSE IS ALLOWED) (A potable water rinse is not allowed) (Do not rinse)] (after use as a sanitizer) (after application of the sanitizing solution) (following the use of (this product) (Product Name) as a sanitizer) (on previously cleaned hard, non-porous (inanimate) (environmental) surfaces) (provided that the surfaces are adequately drained before contact with food so that little or no residue remains)]. The used sanitizing solution must not be reused for sanitizing, but can be reused for other purposes such as cleaning.

SANITIZING EGG SHELLS INTENDED FOR FOOD DIRECTIONS

To sanitize previously cleaned food-grade eggs in shell egg and egg product processing plants, spray with a solution of [(1-2 ounces) ((a) (one)) (1-) (2-) ounce(s) packet)] (of (this product) (Product Name)) per 4 gallons of warm water (or equivalent use dilution) (200-400 ppm active). The solution must be warmer than the eggs, but not to exceed 130°F. Wet eggs thoroughly and allow solution to drain. Eggs sanitized with [(This product) (Product Name)] must be subjected to a potable water rinse only if they are to be broken immediately for use in the manufacture of egg products. Eggs must be reasonably dry before casing or breaking. [(Change the solution) (A fresh solution must be prepared) (Prepare a fresh solution)] at least daily or [(more often if use solution) (when use solution)] becomes visibly [(dirty) (soiled) (diluted)]. [(Do not reuse the solution for sanitizing eggs) (The solution must not be re-used for sanitizing eggs)].

Note: Only clean, whole eggs can be sanitized. Dirty, cracked or punctured eggs cannot be sanitized.

FOR TREATMENT OF MEAT AND POULTRY OR FRUIT AND VEGETABLE CONVEYORS: To sanitize the [(conveyor) (belt) (equipment) (line)], apply (this product) (Product Name) at a 200-400 ppm active level (1 to 2 ounce(s) of (this product) (Product Name)) per 4 gallons (or equivalent use dilution) to conveyors with suitable feeding equipment. Do not allow this solution to be sprayed directly on food. Controlled volumes of sanitizer are applied to return portion of conveyor through nozzles so located as to permit maximum drainage of sanitizer from equipment and to prevent puddles on top of belt. During interruptions in operation, apply solution using a coarse spray device to equipment, peelers, collators, slicers and saws, and other nonporous conveyor equipment. Allow surfaces to remain wet for at least [(60 seconds) (1 minute)]. Conveyor equipment must be free of product when applying this coarse spray.

FOR SANITIZING IN FISHERIES, MILK, CITRUS, WINE, POTATO & ICE CREAM and BEVERAGE PROCESSING PLANTS: For use as a sanitizer on conveyor belts, follow the **FOR TREATMENT OF MEAT AND POULTRY OR FRUIT AND VEGETABLE CONVEYORS** directions. For directions to reduce or eliminate odors on the equipment in the processing area, follow the **[(FOR FOOD PROCESSING EQUIPMENT AND UTENSILS IN FOOD PROCESSING FACILITIES) (directions) (DIRECTIONS FOR FOOD PROCESSING EQUIPMENT AND UTENSILS) (AS REGULATED BY) (40CFR sec 180.940(c)) (DIRECTIONS FOR FOOD PROCESSING**

EQUIPMENT AND UTENSILS (AS REGULATED BY) (40CFR sec 180.940(c)) (BEVERAGE DISPENSING EQUIPMENT SANITIZER DIRECTIONS) (SANITARY FILLING EQUIPMENT SANITIZER DIRECTIONS) (STORAGE TANK SANITIZER DIRECTIONS)]. Also, for directions for reducing bacteria associated with condensation on equipment and pipes, follow the **[(BEVERAGE DISPENSING EQUIPMENT SANITIZER DIRECTIONS) (SANITARY FILLING EQUIPMENT SANITIZER DIRECTIONS)]**.

GLOVE DIP SANITIZER DIRECTIONS: To prevent cross contamination from area to area in animal areas and the packaging and storage areas of food plants, [(dip) (soak)] pre-washed (plastic, latex or other synthetic rubber) non-porous gloved hands into a suitable clean container that contains enough freshly made sanitizing solution to cover the gloved area for at least [(one minute) (60 seconds)]. Make up the sanitizing solution by adding $\frac{1}{4}$ - $\frac{1}{2}$ ounce (of (this product) (Product Name)) per [(one) (1)] gallon of water (or equivalent use dilution) (200-400 ppm active). [(NO POTABLE WATER RINSE IS ALLOWED) (DO NOT RINSE)]. [(Change the solution) (A fresh solution must be prepared) (Prepare a fresh solution)] at least daily or [(more often if use solution) (when solution)] becomes visibly [(dirty) (soiled) (diluted)]. The used sanitizing solution must not be reused for sanitizing, but can be reused for other purposes such as cleaning. **D. Do not let sanitizing solution come into contact with exposed skin.**

GLOVE SPRAY SANITIZER DIRECTIONS: **Gloves must be sanitized before wearing.** To prevent cross contamination from area to area in animal areas and the packaging and storage areas of food plants, spray pre-washed (plastic, latex or other synthetic rubber) gloves with enough freshly made sanitizing solution to cover the gloves. **Do not let sanitizing solution come into contact with the exposed skin.** Make up the sanitizing solution by adding $\frac{1}{4}$ - $\frac{1}{2}$ ounce (of (this product) (Product Name)) per (one) (1) gallon of water (or equivalent use dilution) (200-400 ppm active). Apply use solution prior to [(usage) (wearing)] using a coarse spray device, completely covering all glove surfaces. After applying use solution, allow gloves to remain wet for at least [(one minute) (60 seconds)]. Let surface air dry thoroughly before wearing gloves. **NO POTABLE WATER RINSE IS ALLOWED.** [(Change the solution) (A fresh solution must be prepared) (Prepare a fresh solution)] at least daily or [(more often if use solution) (when solution appears)] becomes visibly [(dirty) (soiled) (diluted)]. The used sanitizing solution must not be reused for sanitizing, but can be reused for other purposes such as cleaning.

ANIMAL PREMISES

(Note to reviewer: The following statement will be used with all of the use directions in this section except terrarium and small animal cage, reptile tank and fogging directions.)

(*Note to reviewer: Use of higher dilution rate is required for virucidal organisms.)

Prior to use (of (this product) (Product Name)), cover or remove all food and packaging material before disinfection and remove all animals and feeds from [(premises) (areas to be treated)], animal transportation vehicles (trucks, cars), and enclosures (coops, crates, kennels, stables). Remove all litter, droppings and manure from floors, walls and surfaces of barns, pens, stalls, chutes and other surfaces of facilities and fixtures occupied or traversed by poultry or other animals. Empty all troughs, racks and other feeding and watering appliances. Thoroughly clean surfaces with soap or detergent and rinse with water.

ANIMAL PREMISE VIRUCIDAL* PERFORMANCE: At a 4-ounce (of (this product) (Product Name)) per 5 gallons of water use level (or equivalent use dilution) (625 ppm active), [(This product) (Product Name)] was evaluated (and found to be effective in the presence of 5% blood serum) and with a 10-minute contact time against the following viruses on hard, non-porous (inanimate) (environmental) surfaces:

Avian influenza A Turkey/Wisconsin virus (ATCC VR-798)
 Avian Influenza A (H5N1) virus
 Avian Reovirus (ATCC VR-2449)
 Bovine Viral Diarrhea Virus (ATCC VR-534)
 Canine Coronavirus (ATCC VR-809)
 Canine Distemper Virus
 Equine Arteritis virus (ATCC VR-796)
 Infectious Bovine Rhinotracheitis virus (IBR)
 Infectious Laryngotracheitis Virus
 Newcastle disease virus
 Porcine Respiratory & Reproductive Virus (PRRSV)
 Porcine Rotavirus (ATCC VR-893)
 Pseudorabies virus (ATCC VR-135)
 Transmissible Gastroenteritis (TGE) Virus

SITE PREPARATION: The first step in any on-going sanitation program must be the removal of gross contamination and debris. This can be accomplished using a shovel, broom, or vacuum depending on the area to be disinfected. The efficacy of even the most efficient germicidal cleaner is reduced in the presence of heavy organic matter. Once the heavy debris is eliminated thoroughly clean all surfaces with soap or detergent and rinse with water.

GENERAL APPLICATION USE DIRECTIONS: [(Saturate with) (Use) (Apply)] disinfecting or virucidal* solution of [(4 oz) ((a) (one))] 4-oz packet] (of this product) (Product Name) per 5 gallons of water (or equivalent use dilution) (625 ppm active) to hard nonporous (inanimate) (environmental) surfaces so as to wet thoroughly. Apply by cloth, mop, brush, sponge, auto scrubber, mechanical spray device ((hand pump) coarse pump or trigger spray device) or by immersion. For spray applications, spray 6-8 inches from surface. Do not breathe spray. Rub with brush, cloth, or sponge. Allow surfaces to remain wet for a period of 10 minutes. Immerse all halters, and other types of hard nonporous (inanimate) (environmental) equipment used in handling and restraining animals, as well as forks, shovels, and scrapers used for removing litter and manure in the use solution. Ventilate buildings, coops and other closed spaces. Do not house (animals) (livestock) or employ equipment until treatment has been absorbed, set or dried. Thoroughly scrub all treated feed racks, troughs, automatic feeders, fountains and waterers and other treated equipment which can contact food or water with soap or detergent, and rinse with potable water before reuse. Change cloth, sponge or towels frequently to avoid redeposition of soil. [(Change the solution) (A fresh solution must be prepared) (Prepare a fresh solution)] at least daily or [(more often if use solution) (when use solution)] becomes visibly [(dirty) (soiled) (diluted)].

VETERINARY CLINICS/ANIMAL LIFE SCIENCE LABORATORY/ANIMAL CARE FACILITIES/ANIMAL RESEARCH CENTERS/ANIMAL LABORATORY/ANIMAL QUARANTINE AREAS/ANIMAL BREEDING FACILITIES/ZOO/PET SHOP/ANIMAL HUSBANDRY/KENNELS/BREEDING AND GROOMING ESTABLISHMENTS/TACK SHOPS DISINFECTION DIRECTIONS: For cleaning and disinfecting (the following) hard, non-porous (inanimate) (environmental) surfaces ((in the following (premises) (areas to be treated)) (such as) equipment, utensils, instruments, cages, kennels, stables, stalls and catteries, and other hard-nonporous (inanimate) (environmental) surfaces)), [(saturate with) (use) (apply)] a use solution of [(4 oz) ((a) (one))] 4-oz packet] (of this product) (Product Name) per 5 gallons of water (or equivalent use dilution) (625 ppm active) so as to wet thoroughly. Apply by cloth, mop, brush, sponge, auto scrubber, mechanical spray device ((hand pump) coarse pump or trigger spray device) or by immersion. For spray applications, spray 6-8 inches from surface. Do not breathe spray. Rub with brush, cloth, or sponge. Allow surfaces to remain wet for a period of 10 minutes. Immerse all halters and other types of hard, non-porous

(inanimate) (environmental) equipment used in handling and restraining animals as well as forks, shovels, scrapers used in removing litter and manure in the use solution. Ventilate buildings and other closed spaces. Do not house (animals) (livestock) or employ equipment until treatment has been absorbed, set or dried. Thoroughly scrub all treated feed racks, automatic feeders, waterers and other treated equipment that dispenses food or water with soap or detergent, and rinse with potable water before reuse. Change cloth, sponge or towels frequently to avoid redeposition of soil. [(Change the solution) (A fresh solution must be prepared) (Prepare a fresh solution)] at least daily or [(more often if use solution) (when use solution)] becomes visibly [(dirty) (soiled) (diluted)].

RENDERING PLANT/DRESSING PLANT DISINFECTANT (VIRUCIDE*) (VIRUCIDE*) DIRECTIONS: [(Saturate with) (Use) (Apply)] disinfecting or virucidal* solution of [(3 ounces) (**4 ounces) ((a) (one))] (3-) (**4-) ounce packet] (of this product) (Product Name) [(to) (with)] per 5 gallons of water (or equivalent use dilution) (469 ppm active) (**625 ppm active) to hard nonporous (inanimate) (environmental) surfaces (such as walls, floors, loading platforms, and other hard nonporous (inanimate) (environmental) surfaces) in poultry and animal dressing plants so as to wet thoroughly. Apply by cloth, mop, brush, sponge, auto scrubber, mechanical spray device ((hand pump) coarse pump or trigger spray device) or by immersion. For spray applications, spray 6-8 inches from surface. Do not breathe spray. Rub with brush, cloth, or sponge. Surfaces must remain wet for 10 minutes then thoroughly rinsed with potable water before operations are resumed. Change cloth, sponge or towels frequently to avoid redeposition of soil. [(Change the solution) (A fresh solution must be prepared) (Prepare a fresh solution)] at least daily or when use solution becomes visibly [(dirty) (soiled) (diluted)].

TERRARIUM AND SMALL ANIMAL CAGE AND CAGE FURNITURE DISINFECTION: Animals frequently defecate on hot rocks and other hard non-porous (inanimate) (environmental) cage furniture items inside your terrarium. This can result in high bacteria and ammonia levels that can lead to possible infection/disease in your animals. When used regularly [(This product) (Product Name)] can eliminate these high bacteria/ammonia levels in your cage and on your cage furniture items. (Use on rocks not allowed in CA)

1. Remove all animals.
2. Thoroughly clean all surfaces and objects (hot rocks, caves, cage furniture, feeder and watering dishes, and appliances) including the substrate in the terrarium cage with soap or detergent and rinse with water.
3. Saturate all hard nonporous (inanimate) (environmental) surfaces (such as floors, walls, cages and other washable hard, non-porous (environmental) (inanimate) surfaces) with the disinfecting and virucidal* solution of [(4 oz) ((a) (one))] 4-oz packet] (of this product) (Product Name) per 5 gallons of water (or equivalent use dilution) (625 ppm active) so as to wet thoroughly.
4. Apply by cloth, mop, brush, sponge, auto scrubber, mechanical spray device ((hand pump) coarse pump or trigger spray device) or by immersion. For spray applications, spray 6-8 inches from surface. Do not breathe spray. Rub with brush, cloth, or sponge. For smaller surfaces, use a trigger spray bottle to spray all surfaces with solution until thoroughly wet.
5. Allow surfaces to remain wet for a period of 10 minutes.
6. Saturate gravel as above and let stand for 10 minutes. Place in bucket of clean water and swirl for 15-30 seconds. Thoroughly air dry before returning to terrarium.
7. Thoroughly scrub all treated surfaces (except gravel) with soap or detergent and rinse with potable water before reuse.

8. Do not return animals to the habitat until it is dry and ventilated.
9. Clean terrarium at least once weekly or more as needed. Change cloth, sponge or towels frequently to avoid redeposition of soil.
10. [(Change the solution) (A fresh solution must be prepared) (Prepare a fresh solution)] at least daily or [(more often if use solution) (when use solution)] becomes visibly [(dirty) (soiled) (diluted)].

Note: Do not apply ((This product) (Product Name)) directly onto the small animal. If [(This product) (Product Name)] comes into contact with the small animal's skin, then immediately wash the material off of the animal with lukewarm water. If the small animal ingests [(This product) (Product Name)], contact your veterinarian immediately. Substrates for desert terrariums (i.e. gravel) must be completely dry before returning to terrarium to avoid high humidity levels. Always replace substrate if a foul odor persists.

REPTILE TANK CLEANING AND DISINFECTION DIRECTIONS: Remove all reptiles from the [(enclosure) (tank)] prior to cleaning and disinfecting. Remove all litter or droppings from surfaces. Empty all equipment used for feeding or watering reptiles. Thoroughly clean all surfaces with soap or detergent and rinse with water. [(Saturate with) (Use) (Apply)] disinfecting and virucidal* solution of [(4 oz) ((a) (one)) 4-oz packet] of (of this product) (Product Name)) per 5 gallons of water (or equivalent dilution) (625 ppm active) (to hard nonporous (inanimate) (environmental) surfaces (of the (enclosure) (tank)). Apply by cloth, mop, brush, sponge, auto scrubber, mechanical spray device (hand pump) coarse pump or trigger spray device) or by immersion until thoroughly wet. For spray applications, spray 6-8 inches from surface. Do not breathe spray. Allow surfaces to remain wet for 10 minutes. Wipe dry (with a paper towel). Rinse all surfaces that come in contact with food with potable water before reuse. Allow the (enclosure) (tank) to ventilate for a minimum of 10-15 minutes before replacing the reptiles. Change cloth, sponge or towels frequently to avoid redeposition of soil. [(Change the solution) (A fresh solution must be prepared) (Prepare a fresh solution)] at least daily or [(more often if use solution) (when use solution)] becomes visibly [(dirty) (soiled) (diluted)].

Note: Do not apply ((This product) (Product Name)) directly onto the reptile. If [(This product) (Product Name)] comes into contact with the reptile's skin, then immediately wash the material off of the animal with lukewarm water. If the reptile ingests [(This product) (Product Name)], contact your veterinarian immediately.

FARM PREMISE DISINFECTION DIRECTIONS

FARM PREMISE USE (Equine, Poultry/Turkey, Dairy and Hog Farms): Do not use in milking stalls, milking parlors or milk houses. [(Saturate with) (Use) (Apply)] 4 oz (of (this product) (Product Name)) per 5 gallons of water (or equivalent use dilution) (625 ppm active) (to hard nonporous (inanimate) (environmental) surfaces) and allow (hard nonporous (inanimate) (environmental) surfaces to remain wet for a period of 10 minutes. Apply by cloth, mop, brush, sponge, auto scrubber, mechanical spray device ((hand pump) coarse pump or trigger spray device) or by immersion. For spray applications, spray 6-8 inches from surface. Do not breathe spray. Immerse all halters and other types of hard nonporous (inanimate) (environmental) equipment used in handling and restraining animals as well as forks, shovels and scrapers used in removing litter and manure. Ventilate buildings, cars, trucks, boats and other closed spaces. Do not house [(animals) (livestock)] or employ equipment until treatment has been absorbed, set or dried. Thoroughly scrub all treated feed racks, mangers, troughs, automatic feeders, fountains and waterers and other treated equipment with soap or detergent and rinse with potable water before reuse. Change cloth, sponge or towels frequently to avoid redeposition of soil. [(Change the solution) (A fresh solution must be

prepared) (Prepare a fresh solution)] at least daily or [(more often if use solution) (when use solution)] becomes visibly [(dirty) (soiled) (diluted)].

FOR USE IN EQUINE, DAIRY AND HOG FARMS:

1. [(Saturate with) (Use) (Apply)] a 4 oz (of (this product) (Product Name)) per 5 gallons of water use solution to all hard nonporous (inanimate) (environmental) surfaces (625 ppm active) (or equivalent use dilution).
2. Apply by cloth, mop, brush, sponge, auto scrubber, mechanical spray device (hand pump) coarse pump or trigger spray device) or by immersion. For spray applications, spray 6-8 inches from surface. Do not breathe spray.
3. Immerse all halters and other types of hard nonporous (inanimate) (environmental) equipment used in handling and restraining animals as well as forks, shovels, scrapers used in removing litter and manure.
4. Allow all surfaces to remain wet for a period of 10 minutes
5. Ventilate buildings, cars, trucks, boats and other closed spaces. Do not house [(animals) (livestock)] or employ equipment until treatment has been absorbed, set and dried.
6. Thoroughly scrub all treated feed racks, mangers, troughs, automatic feeder fountains and waterers and other treated equipment with soap or detergent ar. rinse with potable water before reuse.
7. Change cloth, sponge or towels frequently to avoid redeposition of soil.
8. [(Change the solution) (A fresh solution must be prepared) (Prepare a fresh solution)] at least daily or [(more often if use solution) (when use solution)] becomes visibly [(dirty) (soiled) (diluted)].

VEAL, CALVING, HOG, CATTLE AND HORSE OPERATIONS:

Between depopulations of facilities, cleaning and disinfection of pens, hutches, aisles and other environmental surfaces can be required. Flush soils from these areas. [(Saturate with) (Use) (Apply)] the disinfecting and virucidal* solution of [(4 oz) ((a) (one)) 4-oz packet] (of (this product) (Product Name)) per 5 gallons of water (or equivalent dilution) (625 ppm active) (to hard nonporous (inanimate) (environmental) surfaces) and allow to remain wet for a period of 10 minutes. Apply by cloth, mop, brush, sponge, auto scrubber, mechanical spray device ((hand pump) coarse pump or trigger spray device) or by immersion. For spray applications, spray 6-8 inches from surface. Do not breathe spray. Immerse all halters and other types of hard nonporous (inanimate) (environmental) equipment used in handling and restraining animals as well as forks, shovels and scrapers used in removing litter and manure. Ventilate buildings, cars, trucks, boats and other closed spaces. Do not house [(animals) (livestock)] or employ equipment until treatment has been absorbed, set or dried. Thoroughly scrub all treated feed racks, mangers, troughs, automatic feeders, fountains and waterers and other treated equipment with soap or detergent and rinse with potable water before reuse. Change cloth, sponge or towels frequently to avoid redeposition of soil. [(Change the solution) (A fresh solution must be prepared) (Prepare a fresh solution)] at least daily or [(more often if use solution) (when use solution)] becomes visibly [(dirty) (soiled) (diluted)].

FOR USE IN THE TREATMENT OF ANIMAL HOUSING FACILITIES:

1. (Apply) (Use) (Saturate hard nonporous (inanimate) (environmental) surfaces (such as floors, walls, cages and other washable hard, non-porous (inanimate) (environmental) surfaces) with the disinfecting and virucidal* solution of [(4 ounces) ((a) (one)) 4-ounce packet] (of (this product) (Product Name)) per 5 gallons of water (or equivalent use dilution) (625 ppm active) (to hard nonporous (inanimate) (environmental) surfaces).
2. Apply by cloth, mop, brush, sponge, auto scrubber, mechanical spray device (hand pump) coarse pump or trigger spray device) or by immersion. For spray

- applications, spray 6-8 inches from surface. Do not breathe spray. For smaller surfaces, use a (coarse) trigger spray bottle to spray all surfaces with solution until wet.
3. Immerse all halters and other types of hard nonporous (inanimate) (environmental) equipment used in handling and restraining animals as well as forks, shovels, scrapers used in removing litter and manure.
 4. All treated surfaces must remain wet for a period of 10 minutes.
 5. Ventilate buildings, cars, trucks, boats and other closed spaces. Do not house [(animals) (livestock)] or employ equipment until [(treatment has been absorbed, set and dried) (product has dried)].
 6. Thoroughly scrub all treated feed racks, mangers, troughs, automatic feeders, fountains, waterers and other treated equipment with soap or detergent and rinse with potable water before reuse.

7. Change cloth, sponge or towels frequently to avoid redeposition of soil.
8. [(Change the solution) (A fresh solution must be prepared) (Prepare a fresh solution)] at least daily or [(more often if use solution) (when use solution)] becomes visibly [(dirty) (soiled) (diluted)].

POULTRY (AND SWINE) PREMISE SANITATION SITE PREPARATION
 removal of gross contamination and debris. This can be accomplished using a shovel, broom, or vacuum depending on the area to be disinfected. The efficacy of even the most efficient germicidal cleaner is reduced in the presence of heavy organic matter. Once the heavy debris is eliminated thoroughly clean all surfaces with soap or detergent and rinse with water.

DISINFECTION/FUNGICIDE/IRUCIDE* OF POULTRY/TURKEY EQUIPMENT, SWINE QUARTERS, LIVESTOCK FARMS, EQUINE QUARTERS, ANIMAL QUARTERS AND KENNELS DIRECTIONS: [(Use) (Saturate with) (Apply)] [(4 ounces) ((a) (one)) 4-ounce packet] (of this product) (Product Name) per 5 gallons of water (or equivalent use dilution) (625 ppm active) to hard nonporous (inanimate) (environmental) surfaces. Apply by cloth, mop, brush, sponge, auto scrubber, mechanical spray device ((hand pump) coarse pump or trigger spray device) or by immersion. For spray applications, spray 6-8 inches from surface. Do not breathe spray. Allow to remain wet for a period of 10 minutes. Immerse all halters and other types of hard nonporous (inanimate) (environmental) equipment used in handling and restraining animals, as well as forks, shovels, and scrapers used for removing litter and manure. After application, ventilate buildings, coops and other closed spaces. Do not house poultry or other animals or employ equipment until treatment has been absorbed, set or dried. Thoroughly scrub [(All treated equipment) (feed racks, mangers, troughs, automatic feeders, fountains and waterers and other treated equipment)] which may contact food and water with soap or detergent and rinse with potable water before reuse. Change cloth, sponge or towels frequently to avoid redeposition of soil. [(Change the solution) (A fresh solution must be prepared) (Prepare a fresh solution)] at least daily or [(more often if use solution) (when use solution)] becomes visibly [(dirty) (soiled) (diluted)].

FOR USE IN LIVESTOCK, POULTRY AND TURKEY HOUSES:

1. [(Saturate with) (Use) (Apply)] 4 oz (of this product) (Product Name) per 5 gallons of water (or equivalent use dilution) (625 ppm active) (to hard nonporous (inanimate) (environmental) surfaces) and allow (hard nonporous (inanimate) (environmental)) surface to remain wet for a period of 10 minutes.
2. Apply by cloth, mop, brush, sponge, auto scrubber or mechanical spray device ((hand pump) coarse pump or trigger spray device) or by immersion. For spray applications, spray 6-8 inches from surface. Do not breathe spray.

3. Immerse all halters and other types of hard nonporous (inanimate) (environmental) equipment used in handling and restraining animals as well as forks, shovels, and scrapers used in removing litter and manure.
4. Thoroughly scrub all treated feed racks, mangers, troughs, automatic feeders, fountains, waterers and other treated equipment with soap or detergent and rinse with potable water before reuse.

5. Ventilate buildings, cars, trucks, boats and other closed spaces. Do not house livestock or employ equipment until treatment has been absorbed, set and dried.
6. Change cloth, sponge or towels frequently to avoid redeposition of soil. [(Change the solution) (A fresh solution must be prepared) (Prepare a fresh solution)] at least daily or [(more often if use solution) (when use solution)] becomes visibly [(dirty) (soiled) (diluted)].

HATCHERIES: Use 4 ounces (of this product) (Product Name) per 5 gallons of water use solution (or equivalent use dilution) (625 ppm active). Apply to hard, non-porous (inanimate) (environmental) surfaces such as hatchers, setters, trays, racks, egg flats, walls, floors, ceilings, chickboxes, egg cases, trash containers, carts, sexing tables, delivery trucks, vans and other hard non-porous (inanimate) (environmental) surfaces. Apply by cloth, mop, brush, sponge, auto scrubber, mechanical spray device ((hand pump) coarse pump or trigger spray device) or by immersion. For spray applications, spray 6-8 inches from surface. Do not breathe spray. Leave all treated surfaces (exposed to solution) (wet) for 10 minutes or more. Rinse treated surfaces with potable water before reuse. Allow surface to air dry. Change cloth, sponge or towels frequently to avoid redeposition of soil. [(Change the solution) (A fresh solution must be prepared) (Prepare a fresh solution)] at least daily or [(more often if use solution) (when use solution)] becomes visibly [(dirty) (soiled) (diluted)].

VEHICLES: Clean and disinfect all vehicle hard nonporous (inanimate) (environmental) surfaces including mats, crates, cabs, and wheels with high-pressure water and [(This product) (Product Name)]. Use [(**4 ounces) (3 ounces) ((a) (one)) (3-) (**4-) ounce packet)] (of this product) (Product Name) per 5 gallons of water. Apply by cloth, mop, brush, sponge, auto scrubber, mechanical spray device ((hand pump) coarse pump or trigger spray device) or by immersion. For spray applications, spray 6-8 inches from surface. Do not breathe spray. Leave all treated surfaces [(exposed to solution) (wet)] for 10 minutes or more and allow to air dry. Change cloth, sponge or towels frequently to avoid redeposition of soil. [(Change the solution) (A fresh solution must be prepared) (Prepare a fresh solution)] at least daily or [(more often if use solution) (when use solution)] becomes visibly [(dirty) (soiled) (diluted)].

DISINFECTANT/IRUCIDAL* DIRECTIONS FOR CHICK VANS, EGG TRUCKS, HATCHERY and FARM VEHICLES: Clean all vehicle surfaces including mats, crates, cabs, and wheels, and other hard nonporous (inanimate) (environmental) surfaces with high-pressure water and [(This product) (Product Name)]. [(Saturate with) (Use) (Apply) 4 oz. (of this product) (Product Name)] per 5 gallons of water (or equivalent dilution) (625 ppm active) to treat the vehicle's hard nonporous (inanimate) (environmental) surfaces. Leave all treated surfaces [(exposed to disinfectant solution) (wet)] for 10 minutes or more. Apply by cloth, mop, brush, sponge, auto scrubber, mechanical spray device ((hand pump) coarse pump or trigger spray device) or by immersion. For spray applications, spray 6-8 inches from surface. Do not breathe spray. Change cloth, sponge or towels frequently to avoid redeposition of soil. [(Change the solution) (A fresh solution must be prepared) (Prepare a fresh solution)] at least daily or [(more often if use solution) (when use solution)] becomes visibly [(dirty) (soiled) (diluted)].

DISINFECTANT/IRUCIDAL* DIRECTIONS TO TREAT HARD NON-POROUS, NON-FOOD CONTACT SURFACES OF AUTOMATED TRAY, RACK AND BUGGY

WASHERS: Mix a solution containing 4 oz. (of this product (Product Name)) per 5 gallons of water (or equivalent dilution) (625 ppm active). Treat all hard non-porous, non-food contact (inanimate) (environmental) surfaces of automated trays, racks and buggy washers with solution for 10 minutes. Apply by cloth, mop, brush, sponge, auto scrubber, mechanical spray device ((hand pump) coarse pump or trigger spray device) or by immersion. For spray applications, spray 6-8 inches from surface. Do not breathe spray. Thoroughly clean all surfaces with soap or detergent and rinse with water before reuse. Change cloth, sponge or towels frequently to avoid redeposition of soil. [(Change the solution) (A fresh solution must be prepared) (Prepare a fresh solution)] at least daily or [(more often if use solution) (when use solution)] becomes visibly [(dirty) (soiled) (diluted)].

DISINFECTANT/VIRUCIDAL* DIRECTIONS TO TREAT HARD NON-POROUS, NON-FOOD CONTACT SURFACES IN EGG RECEIVING AND EGG HOLDING AREAS: Mix a solution containing 4 oz. (of this product (Product Name)) per 5 gallons of water (or equivalent dilution) (625 ppm active). (Saturate with) (Use) (Apply) the solution to hard nonporous (inanimate) (environmental) surfaces and allow to remain wet for a period of 10 minutes. Apply by cloth, mop, brush, sponge, auto scrubber, mechanical spray device ((hand pump) coarse pump or trigger spray device) or by immersion. For sprayer applications, spray 6-8 inches from surface. Do not breathe spray. Thoroughly clean all surfaces with soap or detergent and rinse with water before reuse. Change cloth, sponge or towels frequently to avoid redeposition of soil. [(Change the solution) (A fresh solution must be prepared) (Prepare a fresh solution)] at least daily or [(more often if use solution) (when use solution)] becomes visibly [(dirty) (soiled) (diluted)].

MEAT PACKING PLANTS: [(Use) (Apply)] [(This product (Product Name)) to disinfect hard, non-porous (inanimate) (environmental) surfaces associated with the following sites: livestock vehicles and holding pens, receiving areas and delivery chutes, slaughter areas and conveyors, hand, rub and guide rails, post knock cabinets, stands and flooring surfaces, chains and moving process lines, surfaces of equipment for hide operations consisting of brine curing, hide transfer bin surfaces, chutes, conveyors, tallow and animal feed production surfaces, processed products and offal equipment surfaces, fabrication and processing areas covering cold storage areas, all stainless steel cut out and prep tables, countertops, conveyors, chains, tables, floors, walls and all stainless surfaces. Use 4 ounces (of this product) (Product Name)) per 5 gallons of water solution (625 ppm active) (or equivalent use dilution). Apply by cloth, mop, brush, sponge, auto scrubber, mechanical spray device ((hand pump) coarse pump or trigger spray device) or by immersion. For spray applications, spray 6-8 inches from surface. Do not breathe spray. Rub with brush, cloth, or sponge. Surfaces must remain wet for 10 minutes then thoroughly rinsed with potable water before operations are resumed. All treated equipment that will contact animal feed or food surfaces must be thoroughly scrubbed with soap or detergent then rinsed with potable water before reuse. Change cloth, sponge or towels frequently to avoid redeposition of soil. [(Change the solution) (A fresh solution must be prepared) (Prepare a fresh solution)] at least daily or [(more often if use solution) (when use solution)] becomes visibly [(dirty) (soiled) (diluted)].

HIDE/LEATHER PROCESSING PLANTS: To use as a disinfectant/fungicide on hard, non-porous (inanimate) (environmental) surfaces, add 4 ounces (of this product (Product Name)) to 5 gallons of water (625 ppm active) (or equivalent use dilution). The product can be used on hide storage bins, holding tanks, chill tanks, serpentine tanks and chains, machine and tannery equipment surfaces, conveyors and trolleys, hide press, grading and storage areas and scales, etc. Apply use solution with a brush, cloth, mop, sponge, auto scrubber, mechanical spray device ((hand pump) coarse pump or trigger spray device) or by immersion thoroughly wetting surfaces. For sprayer applications, spray 6-8 inches from surface. Do not breathe spray. Treated surfaces

must remain wet for 10 minutes. [(Wipe up excess liquid (with a paper towel)) (allow to air dry)]. Change cloth, sponge or towels frequently to avoid redeposition of soil. [(Change the solution) (A fresh solution must be prepared) (Prepare a fresh solution)] at least daily or [(more often if use solution) (when use solution)] becomes visibly [(dirty) (soiled) (diluted)].

SPECIAL INSTRUCTIONS FOR INACTIVATING AVIAN INFLUENZA A (H5N1) VIRUS: [(Saturate with) (Use) (Apply)] the disinfecting solution of [(4 oz) (((a) (one))) 4-oz packet)] (of this product (Product Name)) per 5 gallons of water (625 ppm active) (equivalent use dilution) to all hard nonporous (inanimate) (environmental) surfaces and allow to remain wet for a period of 10 minutes. Apply by cloth, mop, brush, sponge, auto scrubber, mechanical spray device ((hand pump) coarse pump or trigger spray device) or by immersion. For spray applications, spray 6-8 inches from surface. Do not breathe spray. Immerse all halters and other types of hard nonporous (inanimate) (environmental) equipment used in handling and restraining animals as well as forks, shovels, and scrapers used in removing litter and manure. Ventilate buildings, coops, and other closed spaces. Do not house poultry or employ equipment until treatment has been absorbed, set, or dried. Thoroughly scrub treated feed racks, troughs, automatic feeders, fountains, and waterers, and other treated equipment with soap or detergent, and rinse with potable water before reuse. Change cloth, sponge or towels frequently to avoid redeposition of soil. [(Change the solution) (A fresh solution must be prepared) (Prepare a fresh solution)] at least daily or [(more often if use solution) (when use solution)] becomes visibly [(dirty) (soiled) (diluted)].

SANITIZER DIRECTIONS FOR NON-FOOD CONTACT SURFACES IN ANIMAL PREMISES

TO SANITIZE HOOF TRIMMING EQUIPMENT: Prior to application, preclean hoof trimming equipment before and after use on each animal with detergent and warm water or compatible cleaner to remove soil using a pre-scraper, pre-flush, or when necessary, presoak followed by a potable water rinse. To sanitize, prepare a ¼ oz (of this product (Product Name)) per (one) (1) gallon of water solution (200 ppm active) (or equivalent use dilution). Apply to precleaned hard nonporous (inanimate) (environmental) surfaces using a brush, cloth, mop, sponge, auto scrubber, mechanical spray device ((hand pump) coarse pump or trigger spray device) or by immersion to thoroughly wet surfaces. For spray applications, spray 6-8 inches from surface. Rub with brush, cloth, or sponge. Allow surfaces to remain wet for at least 3 minutes followed by adequate draining or air drying. Change cloth, sponge or towels frequently to avoid redeposition of soil. [(Change the solution) (A fresh solution must be prepared) (Prepare a fresh solution)] at least daily or [(more often if use solution) (when use solution)] becomes visibly [(dirty) (soiled) (diluted)].

ALL SURFACES MUST BE CLEANED AND DISINFECTED IN ACCORDANCE WITH LABEL DIRECTIONS PRIOR TO FOGGING. FOGGING IS AN ADJUNCT OR SUPPLEMENT TO NORMAL CLEANING AND DISINFECTION PROCEDURES AND PRACTICES.

TREATMENT OF HATCHERY ROOMS USING FOGGING DEVICES: Remove all animals and feed from [(premises) (areas to be treated)], vehicles and enclosures. Remove all litter and manure from floors, walls and surfaces of the room to be treated. Empty all troughs, racks and other feeding and watering appliances. Thoroughly clean all surfaces with soap or detergent and rinse with water. Close room off so fog is confined to room to be treated. Mix 1 ounce (of this product) (Product Name)) with 4 gallons of water (or equivalent use dilution). Wear a dust mist respirator when mixing the use solution and pouring it into the fogging apparatus. Insert the nozzle of the fogger

through a suitable opening into the room. With the setting in maximum output, fog for one minute for each 4000 cubic feet of space in the room. Vacate the room of all personnel during and after fogging for a minimum of 2 hours and of 4 air exchanges (ACH) per hour in the facility. When fogging is completed ventilate buildings and other closed spaces. Do not house (animals) (livestock) or employ equipment until treatment has been absorbed or dried. Thoroughly clean all treated surfaces with soap or detergent and rinse with water.

TREATMENT OF INCUBATORS AND HATCHERS USING FOGGING DEVICES:

Only for treatment of setters and hatchers after poultry/chicks/eggs have been removed. Not for treatment of hatchers which contain chicks/eggs. Mix 1 ounce (of (this product) (Product Name)) to 4 gallons of water (or equivalent use dilution). Wear a dust mist respirator when mixing the use solution and pouring it into the fogging apparatus. Fog 3-8 ounces of this into setters and hatchers immediately after transfer. Repeat daily in setters and every 12 hours in hatchers. Discontinue hatcher treatments at least 24 hours prior to pulling the hatchers. Do not allow people to contact or breathe this fog. It is acceptable to fog setters and hatchers with a 1-ounce (of (this product) (Product Name)) per 4 gallons of water solution (or equivalent use dilution) on an hourly or every other hour basis. If this is done, fog for 30-90 seconds once per hour or once every two hours. When fogging is complete, ventilate buildings, and other closed spaces. Do not house (animals) (livestock) or employ equipment until treatment has been absorbed or dried. Thoroughly scrub all treated feed racks, mangers, troughs, automatic feeders, fountains and waterers, and other treated equipment with soap or detergent, and rinse with potable water before reuse.

(Note to Reviewer: The following statements must be used with either of the previous two (2) fogging directions for use).

Note: The fog generated is irritating to the eyes, skin and mucous membranes. Under no circumstances must a room or building be entered by anyone within two hours of the actual fogging and a minimum of 4 air exchanges (ACH) per hour in the facility. If the building must be entered, then the individuals entering the building must wear a self-contained respirator approved by NIOSH/MSHA, goggles, long sleeves and long pants.

BARBER/SALON

DISINFECTION/FUNGICIDE/VIRUCIDE* FOR BARBER/SALON TOOLS

DIRECTIONS: Immerse precleaned hard nonporous (inanimate) (environmental) barber/salon tools such as combs, brushes, plastic rollers, razors, clipper and trimmer blades, tweezers, manucure/pedicure tools and scissors, and other hard non-porous (inanimate) (environmental) salon instruments and tools, in a (0.6-ounce) (**0.8-ounce) (of (this product) (Product Name)) per (one) (1) gallon use solution (or equivalent use dilution) (469 ppm active) (**625 ppm active). Completely immerse instruments and tools for at least 10 minutes. Rinse thoroughly and dry before use. [(Change the solution) (A fresh solution must be prepared) (Prepare a fresh solution)] at least daily or when (immersion (tank) (bowl) (sink)) use solution becomes visibly [(dirty) (soiled) (diluted)].

FOR USE TO CLEAN AND DISINFECT BARBER AND BEAUTY/MANICURE INSTRUMENTS AND TOOLS:

1. Preclean heavily soiled items.
2. Completely immerse precleaned combs, scissors, plastic rollers, clipper blades, razors, manucure implements and other hard nonporous (inanimate) (environmental) instruments in the use solution of [(3 ounces) (**4 ounces) ((a) (one)) (3-) (**4-) ounce packet)] (of (this product) (Product Name)) per 5 gallons (or equivalent use dilution) (469 ppm active) (**625 ppm active) so that surfaces remain wet for ten (10) minutes.

3. Rinse surfaces thoroughly and let air dry before reuse.

4. [(Change the solution) (A fresh solution must be prepared) (Prepare a fresh solution)] at least daily or when (immersion (tank) (bowl) (sink)) use solution becomes visibly [(dirty) (soiled) (diluted)].

DISINFECTING/VIRUCIDE* GROOMING CLIPPERS: Remove hair, dandruff and dust particles prior to disinfecting the blades. Turn the clipper off occasionally during use and spray between the teeth of blades with a use solution of [(4 ounces) ((a) (one)) (one)) 4-ounce packet] (of (this product) (Product Name)) per 5 gallons of water (or equivalent use dilution) (625 ppm active). Allow hard nonporous (inanimate) (environmental) surface to remain wet for at least 10 minutes. Rinse surfaces thoroughly. Then wipe dry with a clean soft cloth[(Change the solution) (A fresh solution must be prepared) (Prepare a fresh solution)] at least daily or when (immersion (tank) (bowl) (sink)) use solution becomes visibly [(dirty) (soiled) (diluted)].

CLEANING HAIR CLIPPERS AND ELECTRIC SHEARS: While clipper/shear is running, hold in the downward position and spray a 3-ounce (of (this product) (Product Name)) per 5 gallons of water use solution directly onto the blades two or three times to thoroughly wet the blades. Do not spray on the clipper case or drip into clipper housing. Turn off clipper/shear. Rub with brush, cloth, or sponge. Rinse surfaces thoroughly. Then wipe dry with a clean soft cloth. Lubricate as per clipper/shear manufacturer's instructions. [(Change the solution) (A fresh solution must be prepared) (Prepare a fresh solution)] at least daily or when (immersion (tank) (bowl) (sink)) use solution becomes visibly [(dirty) (soiled) (diluted)].

CLEANING BARBER/SALON SHEARS AND OTHER IMPLEMENTS: Spray shear/implement until thoroughly wet. Wipe away visible debris using a soft bristle brush or cloth. Turn off clipper/shear. Immerse precleaned shear/implement into a container of [(3 ounces) ((a) (one)) 3-ounces packet] (of (this product) (Product Name)) per 5 gallons of water use solution. Rub with brush, cloth, or sponge. Rinse surfaces thoroughly. Remove shear/implement and wipe dry. [(Change the solution) (A fresh solution must be prepared) (Prepare a fresh solution)] at least daily or when (immersion (tank) (bowl) (sink)) use solution becomes visibly [(dirty) (soiled) (diluted)].

(Note to Reviewer: The following statement will be used with all above Barber/Salon Directions for Use).

Note: Plastic instruments can remain immersed until ready to use. Stainless steel shears and other metal instruments must be removed after 10 minutes, rinsed, dried and kept in a clean, non-contaminated receptacle. Prolonged soaking will cause damage to metal instruments.

DISINFECTION/FUNGICIDE/VIRUCIDE* OF HARD, NON-POROUS (INANIMATE) (ENVIRONMENTAL) SURFACES IN FOOTBATHS: To remove body oils, dead tissue, soil and all other buildups or organic matter on (hard nonporous (inanimate) (environmental)) footbath surfaces after using the unit, drain the water and thoroughly clean all (hard, non-porous (inanimate) (environmental)) surfaces with soap or detergent, then rinse with water. [(Saturate with) (Use) (Apply)] a use solution of [(4 ounces) ((a) (one)) 4-ounce packet] (of (this product) (Product Name)) per 5 gallons of water (or equivalent use dilution) on all hard nonporous (inanimate) (environmental) surfaces (625 ppm active) with a brush, cloth, mop, sponge, auto scrubber, mechanical spray device (hand pump) coarse pump or trigger spray device). Brush or swab thoroughly and allow solution to stand for 10 minutes. For spray applications, spray 6-8 inches from surface. Do not breathe spray. After the unit has been thoroughly disinfected, rinse all [(cleaned) (treated)] surfaces with fresh water. Do not use equipment until treatment has been absorbed, set or dried. Change cloth, sponge or towels frequently to avoid redeposition of soil. [(Change the solution) (A fresh solution

must be prepared) (Prepare a fresh solution)) at least daily or [(more often if use solution) (when use solution)] becomes visibly [(dirty) (soiled) (diluted)].

SANITIZER DIRECTIONS FOR NON-FOOD CONTACT SURFACES in BARBER/SALON FACILITIES

SALON/BARBER INSTRUMENTS AND TOOLS SANITIZER DIRECTIONS (Not applicable in CA): Pre-clean soiled instruments and tools. Completely immerse water safe hard nonporous (inanimate) (environmental) instruments and tools in a use solution of ¼-ounce (of this product) (Product Name) per (one) (1) gallon (or equivalent use dilution) (200 ppm active) of water for at least 3 minutes. Rinse thoroughly and dry before use. [(Change the solution) (A fresh solution must be prepared) (Prepare a fresh solution)] at least daily or when (immersion (tank) (bowl) (sink)) use solution becomes visibly [(dirty) (soiled) (diluted)].

Note: Plastic instruments can remain immersed until ready to use. Stainless steel shears and other metal instruments must be removed after 10 minutes, rinsed, dried, and kept in a clean non-contaminated receptacle. Prolonged soaking will cause damage to metal instruments.

RESTROOM/BATHROOM

NON-ACID TOILET BOWL (& URINAL) (& BATHROOM) DISINFECTANT/CLEANER DIRECTIONS

CONCENTRATE INSTRUCTIONS

FROM CONCENTRATE: Remove gross filth prior to disinfection. Add ¼ oz. (of this product) (Product Name) directly into the [(toilet bowl) (or) (urinal)] and mix. Brush thoroughly over exposed surfaces and under the rim with a brush, cloth, mop, or sponge, auto scrubber, mechanical spray device ((hand pump) coarse pump or trigger spray device). Repeat and allow solution to stand for 10 minutes and flush. Change cloth, sponge or towels frequently to avoid redeposition of soil.

(Or use alternate Concentrate Use directions)

FOR USE AS A NON-ACID BOWL CLEANER/DISINFECTANT IN TOILET BOWLS FROM CONCENTRATE:

1. Preclean heavily soiled areas.
2. Add ¾ ounces (of this product) (Product Name)) directly into toilet bowl (or equivalent use dilution).
3. Swab entire surface area especially under the rim.
4. Repeat and allow entire surface to remain wet for ten (10) minutes.
5. Flush toilet and rinse swab applicator thoroughly.

(Or use alternate Concentrate Use directions)

TO CLEAN AND DISINFECT TOILET BOWLS: A preliminary cleaning is required for the removal of heavy soil prior to disinfection. Fill toilet bowl with clean water. Saturate mop with ¾ ounce (of this product) (Product Name) while holding bottle and mop applicator over bowl. Swab bowl completely making sure to get under the rim. Let solution stand for 10 minutes then flush. Rinse applicator completely.

(Or use alternate Concentrate Use directions)

TO DISINFECT TOILET BOWLS: A preliminary cleaning step is required for the removal of heavy soil prior to disinfection. Fill toilet bowl with clean water. [(Apply) (Squeeze)] ¾ ounce of [(bowl cleaner) (This product) (Product Name)] onto bowl brush. Clean the entire unit especially under the rim at water outlets. Allow surface to remain wet 10 minutes. Flush bowl and rinse out brush with clean water.

(Or use alternate Concentrate Use directions)

TO DISINFECT TOILET BOWLS: Flush to remove heavy soil. To disinfect, simply squirt ¾ ounce (of this product) (Product Name)) under the rim and around sides. Allow it to stand several minutes then scrub entire surface (especially under the rim) with a

bowl (toilet) mop. Allow solution to remain in the bowl for 10 minutes after scrubbing. Flush and rinse.

(Or use alternate Concentrate Use directions)

TO DISINFECT TOILET BOWLS:

1. Remove gross filth and heavy soil deposits.
2. Fill toilet bowl with clean water.
3. Apply ¾ ounce (of this product) (Product Name)) to swab applicator, brush, cloth, mop, sponge, auto scrubber or directly to surface with mechanical spray device ((hand pump) coarse pump or trigger spray device). For spray applications, spray 6-8 inches from surface. Do not breathe spray.
4. Swab entire surface area, especially under the rim.
5. Allow entire surface to remain wet for ten (10) minutes.
6. Flush toilet and rinse swab applicator thoroughly. Change cloth, sponge or towels frequently to avoid redeposition of soil.

(Or use alternate Concentrate Use directions)

TOILET BOWL (AND URINAL) DISINFECTION/CLEANER DIRECTIONS: Remove gross filth prior to disinfection. Apply ¾ ounce (of this product) (Product Name)) to exposed surfaces including under the rim with a brush, cloth, mop, sponge, auto scrubber, mechanical spray device ((hand pump) coarse pump or trigger spray device). For spray applications, spray 6-8 inches from surface. Brush or swab thoroughly. Allow solution to stand for 10 minutes and flush. Change cloth, sponge or towels frequently to avoid redeposition of soil.

(Or use alternate Concentrate Use directions)

TO CLEAN AND DISINFECT URINALS: Flush to remove heavy soil. Remove screens and strainers. Then squirt ¾ ounce (of this product) (Product Name)) around edges and top. Allow product to flow down over surfaces. Allow product to remain in urinal at least 10 minutes after scrubbing, then flush and rinse. Change cloth, sponge or towels frequently to avoid redeposition of soil.

(Or use alternate Concentrate Use directions)

TO DISINFECT URINAL:

1. Remove gross filth and heavy soil deposits.
2. Apply ¾ ounce (of this product) (Product Name)) directly to urinal surfaces including water outlets area for general cleaning.
3. Then pour an additional 0.6 oz. on applicator.
4. Clean entire unit, especially under rim at water outlets, with applicator.
5. Remove screen trap to deodorize drain and apply ¾ ounce directly on edge and into drain.
6. Wait 10 minutes, flush and rinse applicator. Change cloth, sponge or towels frequently to avoid redeposition of soil.

FOR HEAVY DUTY CLEANING: Preclean heavily soiled surfaces. Empty toilet bowl or urinal and apply 1.5 ounces (of this product) (Product Name)) to exposed surfaces including under the rim with a brush, cloth, mop, sponge, auto scrubber, mechanical spray device ((hand pump) coarse pump or trigger spray device). Allow product to soak to aid in soil removal. For sprayer application, spray 6-8 inches from surface. Brush or swab thoroughly and allow solution to stand for 10 minutes and flush. Change cloth, sponge or towels frequently to avoid redeposition of soil.

USE SOLUTION INSTRUCTIONS

PREPARATION OF USE SOLUTION: Mix [(4 oz) ((a) (one))] 4-oz packet] (of this product) (Product Name)) with 5 gallons of water (or equivalent use dilution) (625 ppm active).

FROM USE SOLUTION: Preclean surface. Empty water out of toilet bowl or urinal and apply ½ to 1 ounce use solution to exposed surfaces, including under the rim with a

brush, cloth, mop, sponge, auto scrubber, mechanical spray device ((hand pump) coarse pump or trigger spray device). For spray applications, spray 6-8 inches from surface. Do not breathe spray. Allow solution to stand for 10 minutes and flush. Swab all areas after spraying. Refill toilet bowl or urinal with water. Change cloth, sponge or towels frequently to avoid redeposition of soil. [(Change the solution) (A fresh solution must be prepared) (Prepare a fresh solution)] at least daily or [(more often if use solution) (when use solution)] becomes visibly [(dirty) (soiled) (diluted)].

(Or use alternate Use-Dilution directions)

FOR USE AS A NON-ACID BOWL CLEANER/DISINFECTANT IN TOILET BOWLS (AND URINALS) FROM USE-DILUTION:

1. Preclean heavily soiled areas.
2. Empty toilet bowls by forcing water through the trap.
3. Apply ½ to 1 oz of use solution to exposed surfaces in toilet bowls and urinals.
4. Swab entire surface area especially under the rim.
5. Allow entire surface to remain wet for ten (10) minutes.
6. Flush toilet and rinse swab applicator thoroughly.
7. Refill toilet bowl or urinal with water.
8. [(Change the solution) (A fresh solution must be prepared) (Prepare a fresh solution)] at least daily or [(more often if use solution) (when use solution)] becomes visibly [(dirty) (soiled) (diluted)].

(Or use alternate Use-Dilution directions)

TOILET BOWLS/URINALS: Swab bowl with brush to remove heavy soil prior to cleaning or disinfecting. Clean by applying use-solution around the bowl and up under the rim. Stubborn stains may require brushing. To disinfect, first preclean to remove heavy soil, then remove or expel the residual bowl water over the inner trap. Pour in ½ to 1 oz. of the use solution to thoroughly cover surfaces. Swab the bowl completely using a scrub brush or mop, making sure to get under rim. Let stand for 10 minutes or overnight, then flush. Refill toilet bowl or urinal with water. [(Change the solution) (A fresh solution must be prepared) (Prepare a fresh solution)] at least daily or [(more often if use solution) (when use solution)] becomes visibly [(dirty) (soiled) (diluted)].

(Or use alternate Use-Dilution directions)

TOILET BOWL (AND URINAL) DISINFECTION/CLEANER DIRECTIONS: Remove gross filth prior to disinfection. Empty toilet bowl or urinal of water and apply ½ to 1 ounce of use solution directly to exposed surfaces including under the rim. Brush or swab thoroughly with a brush, cloth, mop, sponge, auto scrubber or mechanical spray device ((hand pump) coarse pump or trigger spray device) and allow solution to stand for 10 minutes and flush. For spray applications, spray 6-8 inches from surface. Allow toilet bowl to fill with water. Change cloth, sponge or towels frequently to avoid redeposition of soil. [(A fresh solution must be prepared) (Prepare a fresh solution)] at least daily or [(more often if use solution) (when use solution)] becomes visibly [(dirty) (soiled) (diluted)].

(Or use alternate Use-Dilution directions)

TO CLEAN AND DISINFECT URINALS: Flush to remove heavy soil. Remove screens and strainers. Empty urinal of water. Then squirt ½ to 1 ounce of use solution around the edges and top. Allow solution to flow down over surfaces. Allow it to stand several minutes before scrubbing, then flush and rinse. To disinfect, allow solution to remain in urinal at least 10 minutes after scrubbing. Refill toilet bowl or urinal with water. [(A fresh solution must be prepared) (Prepare a fresh solution)] at least daily or [(more often if use solution) (when use solution)] becomes visibly [(dirty) (soiled) (diluted)].

(Or use alternate Use-Dilution directions)

TO DISINFECT URINAL:

1. Remove gross filth and heavy soil deposits.
2. Empty urinal of water.

3. Apply ½ to 1 ounce of use solution directly to urinal surfaces including water outlets area for general cleaning.
4. Then pour additional solution on applicator.
5. Clean entire unit, especially under rim at water outlets, with applicator.
6. Remove screen trap to deodorize drain and apply 1 ounce directly on edge and into drain.

7. Wait 10 minutes, flush and rinse applicator.

8. Refill urinal with water.

9. [(A fresh solution must be prepared) (Prepare a fresh solution)] at least daily or [(more often if use solution) (when use solution)] becomes visibly [(dirty) (soiled) (diluted)].

(Or use alternate Use-Dilution directions)

DISINFECTION AND CLEANING TOILET BOWLS AND URINALS:

1. Preliminary cleaning is required for heavily soiled surfaces.
2. With a swab mop applicator, remove water from bowl by forcing out trap.
3. Press swab mop against side of bowl to remove excess water from applicator.
4. Apply ½ to 1 oz of use solution evenly onto surface to be cleaned and disinfected.
5. Swab entire surface area especially under the rim where outlets are located.
6. Allow surface to remain wet at least 10 minutes.
7. Flush toilet and rinse applicator thoroughly.
8. Refill bowl with water.
9. [(A fresh solution must be prepared) (Prepare a fresh solution)] at least daily or [(more often if use solution) (when use solution)] becomes visibly [(dirty) (soiled) (diluted)].

DEEP CLEANING/DISINFECTING WATERFREE (WATERLESS) URINALS: Preliminary cleaning is required for heavily soiled surfaces. Remove and properly dispose of cartridge according to manufacturer's directions. Deep clean or disinfect the entire urinal by applying ½ to 1 ounce of use solution directly onto surface. [(Brush (scrub)) surfaces and let solution stand for 10 minutes. Dry surface with a soft cloth. Do not pour excess or soiled water down waterless urinal trap. [(A fresh solution must be prepared) (Prepare a fresh solution)] at least daily or [(more often if use solution) (when use solution)] becomes visibly [(dirty) (soiled) (diluted)].

GENERAL CLEANING TOILET BOWL: [(Apply) (Open cap) (Squeeze gently, directing)] ½ to 1 oz of bowl cleaner under the rim and on sides of bowl (inside only). Brush, clean and flush toilet. (Close cap). Rinse brush with clean water. Do not use any other surfaces including toilet seat, toilet lid, countertops, tubs and sinks. To clean other acid resistant toilet bowls or urinals, dilute product with 3 parts water. Do not allow solution to remain on surfaces without immediately rinsing thoroughly with water.

TO CLEAN WATERFREE (WATERLESS) URINALS: Remove any debris from the bowl. Spray ½ - 1 oz. of use solution onto urinal surface. DO NOT spray product directly onto cartridge. Wipe surface to clean. Change cartridge as needed.

FOR HEAVY DUTY CLEANING: Preclean heavily soiled areas. Empty toilet bowl or urinal of water and apply 1-2 ounces of use solution to exposed surfaces including under the rim with a brush, cloth, mop, sponge, auto scrubber, mechanical spray device ((hand pump) coarse pump or trigger spray device). For spray applications, spray 6-8 inches from surface. Allow solution to soak to aid in soil removal. Brush or swab thoroughly and allow solution to stand for 10 minutes and flush. Refill toilet bowl or urinal with water. Change cloth, sponge or towels frequently to avoid redeposition of soil. [(Change the solution) (A fresh solution must be prepared) (Prepare a fresh solution)] at least daily or [(more often if use solution) (when use solution)] becomes visibly [(dirty) (soiled) (diluted)].

3147

OTHER INSTRUCTIONS

TO DISINFECT TUBS, SHOWER STALLS, SINKS, FAUCETS: Swab area and remove gross filth and heavy soil. Apply a solution of 0.8 oz. (of (this product) (Product Name)) per (one) (1) gallon of water (625 ppm active) (or equivalent use dilution) directly onto surface to be cleaned or apply with a brush, cloth, sponge, auto scrubber, mechanical spray device ((hand pump) coarse pump or trigger spray device) to wet all surfaces thoroughly. For spray applications, spray 6-8 inches from surface. Wipe surfaces. Allow surface to remain wet for at least 10 minutes. Do not allow solution to dry on surface. Rinse thoroughly with water. Change cloth, sponge or towels frequently to avoid redeposition of soil. [(Change the solution) (A fresh solution must be prepared) (Prepare a fresh solution)] at least daily or [(more often if use solution) (when use solution)] becomes visibly [(dirty) (soiled) (diluted)].

FOR USE TO CLEAN AND DISINFECT SHOWER ROOMS, LOCKER ROOMS AND OTHER LARGE, OPEN AREAS WITH FLOOR DRAINS:

1. Pre-clean heavily soiled areas.
2. Apply use solution of [(4 ounces) (((a) (one)) (4-ounce packet))] (of (this product) (Product Name)) per 5 gallons of water (625 ppm active) (or equivalent use dilution) to floors, walls and ceilings making sure not to over spray. To disinfect, all hard nonporous (inanimate) (environmental) surfaces must remain wet for 10 minutes.
Special instructions for foam guns: Pour concentrate into foam gun bottle and attach bottle to spray nozzle and ensure gun is attached to hose. **(Note: See foam gun instructions for more information. Make sure setting is set for a 1:160 dilution.)** Once in place, squeeze the handle to disperse foam solution. To disinfect, all surfaces must remain wet for ten (10) minutes. *(Foam guns not for use in California.)*
3. Scrub surface using a deck brush or other coarse material as necessary.
4. Rinse surfaces thoroughly and let air dry.
5. [(Change the solution) (A fresh solution must be prepared) (Prepare a fresh solution)] at least daily or [(more often if use solution) (when use solution)] becomes visibly [(dirty) (soiled) (diluted)].

FUNGICIDAL/MOLD & MILDEW

FUNGICIDAL PERFORMANCE:

Trichophyton mentagrophytes (ATCC 9533)
Aspergillus niger (ATCC 6275)

TO KILL FUNGI: Pre-clean heavily soiled areas. Apply use solution to hard, non-porous environmental surfaces. Allow surface to remain wet for ten (10) minutes. Wipe surfaces (and let air dry). Use as directed at 4 ounces (of (this product) (Product Name)) per 5 gallons of water (or equivalent use dilution).

(Or use alternate Fungicidal directions)

FUNGICIDAL DIRECTIONS: For use in areas such as locker rooms, dressing rooms, shower and bath areas and exercise facilities. Use as directed at 4 ounces (of (this product) (Product Name)) per 5 gallons of water (or equivalent use dilution). Allow surface to remain wet for ten (10) minutes. Wipe surfaces or let air dry.

(Or use alternate Fungicidal directions)

FUNGICIDAL ACTIVITY: At 4 ounces (of (this product) (Product Name)) per 5 gallons use-level (or equivalent use dilution) (625 ppm active), [(this product) (Product Name)] is effective against Trichophyton mentagrophytes (athlete's foot fungus) (a cause of Ringworm) (a cause of Ringworm of the foot) on hard nonporous (inanimate) (environmental) surfaces in the presence of 5% blood serum in locker rooms, dressing rooms, shower and bath areas and exercise facilities. Apply use solution by cloth, sponge, mop, brush, auto scrubber, mechanical spray device ((hand pump) coarse pump or trigger spray device). For spray applications, spray 6-8 inches from surface. Do not breathe spray. Saturate surfaces with use solution. Treated surfaces must remain

wet for 10 minutes. Allow solution to dry on surface and repeat treatment every seven days or when new growth appears. Change cloth, sponge or towels frequently to avoid redeposition of soil. [(Change the solution) (A fresh solution must be prepared) (Prepare a fresh solution)] at least daily or [(more often if use solution) (when use solution)] becomes visibly [(dirty) (soiled) (diluted)].

MOLD AND MILDEW CONTROL DIRECTIONS: At 4 ounces (of (this product) (Product Name)) per 5 gallons (or equivalent use dilution) (625 ppm active), [(this product) (Product Name)] will effectively inhibit the growth of mold and mildew and the odors caused by them when applied to hard, non-porous (inanimate) (environmental) surfaces (as indicated in general instructions above). Apply use solution by cloth, sponge, mop, brush, auto scrubber, mechanical spray device ((hand pump) coarse pump or trigger spray device) to thoroughly wet all treated surfaces completely. For spray applications, spray 6-8 inches from surface. Do not breathe spray. Saturate surfaces with use solution. Allow surface to remain wet for ten (10) minutes. Allow solution to dry on surface and repeat treatment every seven days or when new growth appears. Change cloth, sponge or towels frequently to avoid redeposition of soil. [(Change the solution) (A fresh solution must be prepared) (Prepare a fresh solution)] at least daily or [(more often if use solution) (when use solution)] becomes visibly [(dirty) (soiled) (diluted)].

FOR DISINFECTION AND TO CONTROL THE GROWTH OF MOLD AND MILDEW ON NON-POROUS ATHLETIC EQUIPMENT: For use on wrestling and gymnastic mats, athletic mats, exercise equipment, athletic training tables, physical therapy tables, athletic helmets, wrestling/boxing headgear, athletic shoe soles, and other nonporous (inanimate) (environmental) surfaces. Saturate (nonporous (inanimate) (environmental)) surfaces with a use solution of [(4 ounces) (((a) (one)) (4-ounce packet))] (of (this product) (Product Name)) per 5 gallons of water (or equivalent dilution) (650 ppm active). Apply by cloth, sponge, mop, brush, auto scrubber, mechanical spray device ((hand pump) coarse pump or trigger spray device). For spray applications, spray 6-8 inches from surface. Do not breathe spray. Allow surfaces to remain wet for a period of 10 minutes. Ventilate buildings and other closed spaces. Do not use equipment until treatment has been absorbed, set or dried. Change cloth, sponge or towels frequently to avoid redeposition of soil. [(Change the solution) (A fresh solution must be prepared) (Prepare a fresh solution)] at least daily or [(more often if use solution) (when use solution)] becomes visibly [(dirty) (soiled) (diluted)].

TO CONTROL THE GROWTH OF MOLD AND MILDEW ON LARGE, INFLATABLE, NON-POROUS PLASTIC AND RUBBER STRUCTURES: For use on nonporous (inanimate) (environmental) surfaces such as animals, promotional items, moonwalks, slides, obstacle course play and exercise equipment. Thoroughly clean all surfaces with soap or detergent and rinse with water. Saturate nonporous (inanimate) (environmental) surfaces with a use solution of [(4 ounces) (((a) (one)) (4-ounce packet))] (of (this product) (Product Name)) per 5 gallons of water (625 ppm active) (or equivalent dilution). Apply by cloth, sponge, mop, brush, auto scrubber, mechanical spray device ((hand pump) coarse pump or trigger spray device). For spray applications, spray 6-8 inches from surface. Do not breathe spray. Allow surfaces to remain wet for a period of 10 minutes. Ventilate buildings and other closed spaces. Do not use equipment until treatment has been absorbed, set or dried. Change cloth, sponge or towels frequently to avoid redeposition of soil. [(Change the solution) (A fresh solution must be prepared) (Prepare a fresh solution)] at least daily or [(more often if use solution) (when use solution)] becomes visibly [(dirty) (soiled) (diluted)].

HUMIDIFIER BACTERIA/ALGAE TREATMENT *(Not for use in CA):* Formulated for use in portable (evaporative) humidifiers. Thoroughly clean the hard non-porous (inanimate)

(environmental) surfaces of the water tank and filters before each heating season, or sooner if necessary. For every gallon of water in the humidifier tank, add 0.25 ounce (of this product) (Product Name) (or equivalent use dilution). When you refill the tank, add 0.25 ounce (of this product) (Product Name) for every gallon of water added in the tank (or equivalent use dilution). [(Rinse) Wipe up excess liquid (with a paper towel)] (Allow to air dry)]. Not for use in heat vaporizing or atomizing type vaporizer humidifiers.

DEODORIZATION/CLEANING

(Note to reviewer: All deodorizing claims can only be used with formulas containing fragrances.)
(Note to reviewer: Use as a deodorizer is not allowed in CA. All marketing statements making deodorizing claims are not allowed in CA.)

CLEANING/DEODORIZING DIRECTIONS: Add 3 ounces (of this product) (Product Name) with 5 gallons of water (or equivalent dilution) to clean and deodorize windows, mirrors, glass and other surfaces. Apply solution with a brush, mop, cloth, sponge, auto scrubber, or mechanical spray device (hand pump) coarse pump or trigger spray device) so as to wet all surfaces thoroughly. For sprayer applications, spray 6-8 inches from surface. Do not breathe spray. Rub with brush, sponge, mop, or cloth. [(Rinse) wipe up excess liquid (with a paper towel)] (Allow to air dry)]. Change cloth, sponge or towels frequently to avoid redeposition of soil.

GENERAL DEODORIZATION: To deodorize, add 3 ounces (of this product) (Product Name) to 5 gallons of water (or equivalent use dilution). [(Rinse) (Excess liquid material must be wiped up) (Wipe up excess liquid (with a paper towel))] (Allow to air dry)].

FOR USE AS A (GENERAL) CLEANER AND/OR DEODORIZER: Apply use solution of 3 ounces (of this product) (Product Name) with 5 gallons of water to surfaces. [(Rinse) Wipe up excess liquid (with a paper towel)] (Allow to air dry)]. For heavy-duty use, add 6 ounces (of this product) (Product Name) per 5 gallons to clean surfaces.

FOR DEODORIZING GARBAGE CANS, GARBAGE TRUCKS, INDUSTRIAL WASTE RECEPTACLES AND GARBAGE HANDLING EQUIPMENT: It is especially important to preclean for the product to perform properly. Apply a wetting concentration of 3 ounces (of this product) (Product Name) per 5 gallons of water. [(Rinse) Wipe up excess liquid (with a paper towel)] (Allow to air dry)].

FOR DEODORIZING SEPTIC STORAGE TANKS: Preclean heavily soiled areas. When tanks are empty, pour 3 ounces (of this product) (Product Name) for every 5 gallons of water in tank (or equivalent use dilution) into septic storage tank on recreational vehicles, campers and boats to control odors. As tank fills with sewage and the vehicle is moving, this solution will mix and provide an adequate deodorizing solution for this use. [(This product) (Product Name)] is to be used on gray and black water tanks only. Check with local, state, or federal authorities before disposing of sewage in accordance to federal, state and local regulations for waste disposal.

RV HOLDING TANKS/RECREATIONAL VEHICLES: For toilet waste and holding tanks, cover bottom of holding tank with water and add 3 ounces (of this product) (Product Name) per 5 gallons of water (or equivalent use dilution) to deodorize. If odors return before time to empty, add 3 ounces (of this product) (Product Name) per 5 gallons of water (or equivalent use dilution) to the tank. For kitchen waste, add 3 ounces (of this product) (Product Name) per 5 gallons of water (or equivalent use dilution) to gray water tank as needed to control malodors created by dirty dishwasher.

AUTOMOTIVE USES: A solution of 3 ounces (of this product) (Product Name) per 5 gallons of water (or equivalent use dilution) will effectively neutralize damp musty odors. Spray or apply onto seats, carpets, headliner and ashtray or into trunk and all vents to eliminate odors from tobacco, food, beverage spills and musty carpet. For sprayer

applications, use a coarse spray device. [(Wipe up excess liquid (with a paper towel)] (Allow surface to air dry)].

AIR FRESHENER: A solution of 3 ounces (of this product) (Product Name) per 5 gallons of water (or equivalent use dilution) will effectively neutralize damp musty odors caused by mildew in storage areas, basements, closets, bathrooms and A/C filters. Spray to eliminate odors from tobacco, food, beverage spills and musty carpet. For sprayer applications, use a coarse spray device. [(Wipe up excess liquid (with a paper towel)] (Allow surface to air dry)].

FOR ODORS CAUSED BY DOGS, CATS AND OTHER DOMESTIC ANIMALS: Use on rugs, floors, walls, tile, cages, crates, litter boxes, mats, floor coverings, or any surface soiled by a pet. Test a small inconspicuous area first. Blot problem area. Then follow directions for [(GENERAL DEODORIZATION) (CLEANING/DEODORIZING DIRECTIONS)] (FOR USE AS A (GENERAL) CLEANER AND/OR DEODORIZER)].

WATERBED CONDITIONER: When used as a waterbed conditioner, [(This product) (Product Name)] eliminates the odor caused by bacteria. If bed has not been treated properly, drain bed completely. Add 15 gallons of water, mix vigorously, drain bed again. Fill bed with water and follow dosage directions.

Dosage: To eliminate the odor caused by bacteria, add 4 ounces (of this product) (Product Name) in a free flow waterbed of 90 to 180 gallon capacity. Add 8 fluid ounces (of this product) (Product Name) in a waveless/fiber waterbed mattress of 90 to 180 gallon capacity. Repeat application every 4 to 6 months.

GLASS CLEANING/DEODORIZING DIRECTIONS: Use a 3-ounce (of this product) (Product Name) per 5 gallons solution (or equivalent use dilution) to clean and deodorize windows, mirrors, and glass surfaces. Use a coarse spray device. For spray applications, spray 6-8 inches from surface. Do not breathe spray. Rub with sponge or cloth. Change cloth, sponge or towels frequently to avoid redeposition of soil.

SEWER BACKUP & RIVER FLOODING: To use as a deodorizer, dilute 1-2 ounces (of this product) (Product Name) per (one) (1) gallon of water allowing for the diluting effect of absorbed water within saturated materials. Remove gross filth or heavy soil along with non-salvageable materials. Saturate all affected areas with a mechanical spray device (coarse pump or trigger spray device) before and after cleaning and extraction. For spray applications, spray 6-8 inches from surface. Use proper ventilation; open windows.

CARPETS, CARPET CUSHIONS, UPHOLSTERY, DRAPES AND OTHER POROUS MATERIALS, SUB FLOORS, DRYWALL, TRIM AND FRAME LUMBER, TACKLESS STRIP AND PANELING: To use as a deodorizer against water damage, extract the excess water. Test hidden area for colorfastness. Dilute 1-2 ounces (of this product) (Product Name) per (one) (1) gallon of water, allowing for the diluting effect of absorbed water within saturated materials. Remove gross filth or heavy soil. Apply directly with a mechanical spray device (coarse pump or trigger spray device) to fully saturate affected materials. For spray applications, spray 6-8 inches from surface. Roll, brush or agitate into materials and allow the materials to remain damp for 10 minutes. Follow with a thorough extraction. Dry rapidly and thoroughly.

SMOKE DAMAGE RESTORATION: Effective against odors caused by smoke damage for home, institutional, industrial and hospital use. [(This product) (Product Name)] is particularly suitable for use in smoke damage restoration situations. Saturate affected materials with enough product to remain wet for at least 10 minutes. Use proper ventilation.

WATER AND SMOKE DAMAGE RESTORATION: Effective against odors caused by smoke and water damage. For home, institutional, industrial and hospital use. [(This product) (Product Name)] is particularly suitable for use in water damage restoration situations. Saturate affected materials with enough product to remain wet for at least 10 minutes. Use proper ventilation.

SPECIAL INSTRUCTIONS FOR CLEANING CARPETS: [(This product) (Product Name)] can be used in industrial, institutional, commercial and residential areas such as homes, motel & hotel chains, nursing homes, schools and hospitals. For use on wet cleanable synthetic fibers. Do not use on wool. Vacuum carpet thoroughly prior to cleaning. Test fabric for color fastness.

For Portable Extraction Units: Mix 1 ounce (of (this product) (Product Name)) per (one) (1) gallon of water (or equivalent use dilution).

For Truck Mounted Extraction Machines: Mix 1 ounce (of (this product) (Product Name)) per (one) (1) gallon of water (or equivalent use dilution) and meter at 4 gallons per hour.

For Rotary Floor Machines: Mix 1 ounce (of (this product) (Product Name)) per (one) (1) gallon of water (or equivalent use dilution) and apply at the rate of 300-500 sq. ft. per (one) (1) gallon.

Do not mix [(This product) (Product Name)] with other cleaning products. Follow the cleaning procedures specified by the manufacturer of the cleaning equipment. After using [(This product) (Product Name)] set the carpet pile and protect the carpet from furniture legs and bases while drying. Do not over wet. If applied to stain resistant nylon carpet, apply a fabric protector according to the carpet manufacturer's directions.

CARPET (CLEANING) (DEODORIZATION) FOR HOME, INSTITUTIONAL, INDUSTRIAL AND HOSPITAL USE

[(This product) (Product Name)] cleans and deodorizes the carpet. It can be used in industrial, institutional, commercial and residential areas such as homes, motels, hotels, chains, nursing homes and hospitals.

Vacuum carpet thoroughly prior to application. Mix 1-2 ounces (of (this product) (Product Name)) per (one) (1) gallon of water (or equivalent use dilution). Follow the injection and/or extraction procedures as specified for any conventional steam cleaning equipment you are using. For rotary floor machines, mix 1-2 ounces (of (this product) (Product Name)) per (one) (1) gallon of water and spray on carpet at a rate of 300-500 sq. ft. per (one) (1) gallon.

[(For use) (Use (This product) (Product Name))] on washable synthetic fibers. Do not use on wool. Test color fastness of carpet before use. Apply diluted product to a small concealed spot, then rub with a clean white cloth. If color changes or transfers to the cloth, a water-based product must not be used.

After using the product, set carpet pile in one direction with a stiff brush. Place aluminum foil under the legs of furniture while carpet is drying. Over-wetting can cause carpet to shrink. Manufacturer assumes no responsibility for over-wetting misuse.

Note: [(This product) (Product Name)] must not be mixed with other cleaning products.

CLEANSING OF BODY SURFACES AND BODY ORIFICES OF HUMAN REMAINS: [(This product) (Product Name)] removes secretions, soil and blood, along with their accompanying malodor, from the surfaces and orifices of human remains. Using a sponge or washcloth, bathe the entire body with a use solution of [(3 ounces) ((a) (one) (one) 3-ounce packet)] (of (this product) (Product Name)) [(to) (with)] 5 gallons (or equivalent use dilution). A soft brush may be employed on surfaces other than the face. Allow a 10-minute contact time for optimal results. [(fresh solution must be prepared)

(Prepare fresh solution)] for each [(cadaver) (remains)] at least daily or [(more often if use solution) (when use solution)] becomes visibly [(dirty) (soiled) (diluted)].

FOR USE ON FINISHED FLOORS: To limit gloss reduction, use 3 ounces ((a) (one) (one) 3-ounce packet)] (of (this product) (Product Name)) per 5 gallons of water (or equivalent use dilution). Apply with a damp mop or auto scrubber. Allow surface to air dry.

LAUNDRY DEODORIZER (AGAINST ODOR CAUSING BACTERIA): Use 3.5 ounces (of (this product) (Product Name)) per 100 pounds of dry weight fabric. Dilute the appropriate amount (see Laundry Chart) (of (this product) (Product Name)) in one to two gallons of water, then add to the wash wheel in the final rinse. Re-treat fabric after each washing. For activity against odor-causing bacteria, conditions of high relative humidity or wet contamination are required. Laundered fabric may also be treated by soaking.

LAUNDRY CHART

Ounces of Product	Amount of Dry Fabric
0.875 ounces	25 lbs.
1.75 ounces	50 lbs.
3.5 ounces	100 lbs.
7.0 ounces	200 lbs.
14.0 ounces	400 lbs.

OTHER USES

DISINFECTION/FUNGICIDE/IRUCIDE* OF HARD, NON-POROUS (INANIMATE) (ENVIRONMENTAL) SURFACES IN WHIRLPOOL UNITS: After using the whirlpool unit, drain and refill with fresh water to just cover the intake valve. Add [(4 ounces) ((a) (one) (one) 4-ounce packet)] (of (this product) (Product Name)) [(to) (with)] 5 gallons of water (or equivalent use dilution) (625 ppm active) at this point. Briefly start the pump to circulate the solution. Turn off the pump. Wash down the unit sides, seat of the chair, lift and (any) (all) other related equipment with a clean swab, brush or sponge. Treated surfaces must remain wet for 10 minutes. After the unit has been thoroughly disinfected, drain the solution from the unit and rinse any/all cleaned surfaces with fresh water. Repeat for heavy soiled units [(Change the solution) (A fresh solution must be prepared) (Prepare a fresh solution)] at least daily or [(more often if use solution) (when use solution)] becomes visibly [(dirty) (soiled) (diluted)].

FOR DISINFECTING BAGLESS VACUUM CLEANERS: Add [(3 ounces) ((a) (one) (one) 3-ounce packet)] (of (this product) (Product Name)) [(to) (with)] 5 gallons of water (or equivalent use dilution). Turn off and unplug vacuum cleaner. Remove the hard, non-porous container that houses collected material from vacuum cleaner. Empty contents into a waste receptacle. Rinse collection container with water and wipe clean to remove any additional collected material. Apply solution to collection container with a brush, cloth, sponge, mechanical spray device ((hand pump) coarse pump or trigger spray device) so as to wet all surfaces thoroughly. For sprayer applications, spray 6-8 inches from surface. Allow surfaces to remain wet for 10 minutes. [(Wipe up excess liquid (with a paper towel)) (Allow to air dry)]. Reattach container to vacuum cleaner. Change cloth, sponge or towels frequently to avoid redeposition of soil. [(Change the solution) (A fresh solution must be prepared) (Prepare a fresh solution)] at least daily or [(more often if use solution) (when use solution)] becomes visibly [(dirty) (soiled) (diluted)].

FOR DISINFECTING NON-POROUS VACUUM CLEANER BRUSHES: Add 3 ounces (of (this product) (Product Name)) to 5 gallons of water (469 ppm active) (or equivalent use dilution). Turn off and unplug vacuum cleaner. Remove the non-porous brushes from vacuum cleaner. Submerge brush in solution so as to wet all surfaces thoroughly. Allow surfaces to remain wet for 10 minutes. Then remove excess liquid. Wipe and let

34/17

surface air dry. Reattach brushes to vacuum cleaner. [(Change the solution) (A fresh solution must be prepared) (Prepare a fresh solution)] at least daily or when use solution becomes visibly [(diluted) (soiled) (dirty)].

DIRECTIONS FOR HOUSEHOLD USE

KITCHEN/BATHROOM/HOUSEHOLD CLEANING: Apply [(3 ounces) ((a) (one)) 3-ounce packet] (of (this product) (Product Name)) per 5 gallons of water use solution with a brush, cloth, sponge, mop, auto scrubber, mechanical spray device ((hand pump) coarse pump or trigger spray device) directly onto hard, non-porous (inanimate) (environmental) surfaces. For spray applications, hold container 6 inches to 8 inches from surface and spray until thoroughly wet. Wipe the soiled area clean. [(Wipe up excess liquid (with a paper towel)) (Allow to air dry)]. [(This product) (Product Name)] is not to be used on dishware, glasses or eating utensils. Change cloth, sponge or towels frequently to avoid redeposition of soils.

DISINFECT/DEODORIZE: To disinfect hard, non-porous (inanimate) (environmental) surfaces such as floors, walls, counters, sinks, tubs, toilets, glazed tile, exterior surfaces of appliances, refrigerators or freezers, microwave exteriors, stove tops and hoods, tables, garbage pails and faucets, apply [(**4 ounces) (3 ounces) ((a) (one)) (3-ounce) (**4-ounce) packet)] (of (this product) (Product Name)) per 5 gallons of water (or equivalent use dilution) with brush, cloth, sponge, mop, auto scrubber mechanical spray device ((hand pump) coarse pump or trigger spray device). For spray applications, hold container 6 inches to 8 inches from surface and spray until thoroughly wet. Treated surface must remain wet for 10 minutes before wiping. For heavily soiled areas a pre-cleaning step is required. The pre-cleaning step must be done according to the instructions under Kitchen/Bathroom/Household Cleaning directions. Rinse with potable water after use on surfaces that come in contact with food. Change cloth, sponge or towels frequently to avoid redeposition of soil. [(Change the solution) (A fresh solution must be prepared) (Prepare a fresh solution)] at least daily or [(more often if use solution) (when use solution)] becomes visibly [(dirty) (soiled) (diluted)].

SANITIZER DIRECTIONS FOR NON-FOOD CONTACT SURFACES

SANITIZATION OF HARD, NON-POROUS (INANIMATE) (ENVIRONMENTAL) SURFACES IN WHIRLPOOL UNITS: To remove body oils, dead tissue, soil and all other buildups or organic matter on inanimate surfaces after using the whirlpool unit, drain and refill with fresh water to just cover the intake valve. Add ¼ ounce (of (this product) (Product Name)) for each gallon of water (or equivalent use dilution) (200 ppm active) at this point. Briefly start the pump to circulate the solution. Turn off the pump. Wash down the unit sides, seat of the chair, lift and (any) (all) other related equipment with a clean swab, brush or sponge. Treated surfaces must remain wet for 3 minutes. After the unit has been thoroughly sanitized, drain the solution from the unit and rinse (any) (all) cleaned surfaces with fresh water. Repeat for heavy soiled units. [(Change the solution) (A fresh solution must be prepared) (Prepare a fresh solution)] at least daily or [(more often if use solution) (when use solution)] becomes visibly [(dirty) (soiled) (diluted)].

SANITIZATION OF EXTERIOR HOUSEHOLD SURFACES DIRECTIONS

Preparation of Use Solution: Add ¼ ounce (of (this product) (Product Name)) per (one) (1) gallon of water (200 ppm active) (or equivalent use dilution) to sanitize hard, non-porous (inanimate) (environmental) exterior surfaces such as vinyl, plastic, sealed concrete, painted or sealed woodwork, and sealed stucco. Surfaces to be treated include house siding, decks, patios, walkways and driveways.

Application: Preclean heavily soiled areas. Apply solution with a brush, mop, cloth, sponge, auto scrubber, mechanical spray device ((hand pump) coarse pump or trigger

spray device), or with a low-pressure (less than 60 psi) airless sprayer so as to wet all surfaces thoroughly. Treated surfaces must remain wet for 3 minutes. Wearing suitable respiratory protective equipment and protective eyewear to control exposure to spray, pressure wash surfaces to thoroughly clean all treated areas using a high-pressure spray. Do not breathe spray. Change cloth, sponge or towels frequently to avoid redeposition of soil. [(Change the solution) (A fresh solution must be prepared) (Prepare a fresh solution)] at least daily or [(more often if use solution) (when use solution)] becomes visibly [(dirty) (soiled) (diluted)]. One-half gallon of diluted product will treat 200-300 sq ft of surface.

WATER TREATMENT DIRECTIONS FOR USE

(Note to reviewer: *The first two statements of this section must appear on every label with any of the following Water Treatment Directions for Use.*)

Do not use water containing residues from use (of (This product) (Product Name)) to irrigate crops for food or feed.

Use of the product in either public/municipal or single or multiple family private/residential potable/drinking water systems is strictly prohibited. Use of the product in any cooling water system that discharges effluent within ¼ mile of either a public/municipal or single or multiple family private/residential potable/drinking water intake is strictly prohibited.

INDUSTRIAL WATER TREATMENT (Not for use in CA)

To control algae and bacterial slimes use [(Maquat® 10) (this product) (Product Name)] as directed. For best results slug feed. The frequency of addition of microbicide needed depends on many factors. To optimize your use of [(Maquat® 10) (this product) (Product Name)], follow this procedure.

INDUSTRIAL AND/OR COMMERCIAL RECIRCULATING COOLING WATER TOWERS AND RECIRCULATING COOLING WATER SYSTEMS

1. **DOSING LOCATION:** [(This product) (Product Name)] is to be applied at a point in the system where it will be uniformly mixed, such as at the sump.

2. **DOSING CONDITION:** [(This product) (Product Name)] must be applied when the system is in jeopardy of being affected or after cleaning systems where efficiency is already impaired. Tower bleed off valves must be closed to permit a retention time of 4 hours.

3. METHOD OF APPLICATION:

a. INTERMITTENT OR SLUG METHOD

Initial Dose: The dose must be poured into the sump of a system which is clean or in which growth is first noticed. Add 1-2 gallons (of (this product) (Product Name)) to each 5000 gallons of water contained in the system (20-40 ppm on an active basis). When heavy algae growth is present, system will have to be cleaned manually. Repeat until control is evident.

Subsequent Dose: Add 1-3 quarts (of (this product) (Product Name)) to each 5000 gallons of water contained in the system (5-15 ppm on an active basis). The dose must be poured into the sump. The above directions are to be followed once weekly or as needed. If algae growth is noticeable, apply the initial dose.

b. MODIFIED INTERMITTENT METHOD

Initial Dose: The dose must be poured into the sump of a system which is clean or in which growth is first noticed. Add 1-2 gallons (of (this product) (Product Name)) to each 5000 gallons of water contained in the system (20-40

ppm on an active basis). When heavy algae growth is present, system will have to be cleaned manually. Repeat until control is evident.
Subsequent Dose: Add 1-3 quarts (of this product (Product Name)) to each 5000 gallons of water contained in the system (5-15 ppm on an active basis). The dose must be poured into the sump. The above directions are to be followed once weekly or as needed. If algae growth is noticeable, apply the initial dose.

c. CONTINUOUS METHOD

Initial Dose: When the system is noticeably fouled, apply 1 gallon (of this product (Product Name)) (20 ppm on an active basis) per 5000 gallons of water in the system.

Subsequent Dose: Maintain this treatment by starting a continuous feed of 1 quart (of this product (Product Name)) (5 ppm on an active basis) per 5000 gallons of water lost by blowdown. Badly fouled systems must be cleaned before treatment is begun.

BACTERIAL, FUNGAL AND ALGAE CONTROL IN RECIRCULATING AUXILIARY AND WASTE WATER SYSTEMS, AND PASTEURIZERS

Initial dose: Add [(This product (Product Name))] at an initial dosage of 1-2 gallons per 5,000 gallons of system water (20-40ppm active). Repeat until the desired level of control is achieved. Heavily contaminated systems must be pre-cleaned.

Subsequent dose: Once control is achieved, add maintenance dosages of 1-4 quarts per 5,000 gallons of system water (50-200 ppm active) weekly or as needed to maintain control. Apply [(This product (Product Name))] to a point in the system where it will be uniformly mixed and distributed, such as the tower sump.

SWIMMING POOLS

[(This product (Product Name))] requires no special equipment for treating swimming pool water. The correct use dilution may be added directly to the pool in any spot or added to the water-circulation equipment. [(This product (Product Name))] works best when added by itself directly to the pool water.

Ensure all pool equipment is working properly. Backwash the filter system following manufacturer's directions. Adjust pH between 7.2-7.6. Adjust chlorine residual to 1-3 ppm. In a chlorine treated pool, add stabilizer to establish a minimum level of 40-50 ppm to reduce the degradative effects of sunlight upon the chlorine residual. Check for metals and if present add stain and scale inhibitor to prevent staining of pool surface due to metals. Check chlorine residual and adjust to 1-3 ppm.

Add [(This product (Product Name))] directly into pool by pouring around entire outside perimeter of pool. Allow the filter to run for at least six (6) hours after adding algaecide. During this period, swimmers must not be allowed into the water.

INITIAL APPLICATION FOR SWIMMING POOLS:

1. Backwash the filter thoroughly.
2. Vacuum algae debris to waste and thoroughly brush pool.
3. Add 1 gallon (of this product (Product Name)) to 50,000 gallons of water (26 ounces (of this product (Product Name)) per 10,000 gallons) or ratio thereof.
4. Vacuum pool after 24 hours to remove dead algae.
5. If algae is still visible repeat dose (steps 3 & 4) as necessary until pool is free of visible algae.
6. Once algae are under control, clean filter and return to normal operation.

MAINTENANCE APPLICATION: Add 1 quart (of this product (Product Name)) of 50,000 gallons of water every 3-5 days.

If high temperatures prevail or pool has unusually heavy use, add maintenance dose more frequently.

BOOSTER APPLICATION: Add one quart (of this product (Product Name)) in 50,000 gallons of water after a heavy or prolonged rainfall or when there is a heavy bathing load.

The above directions should be followed even when the pool is not in use.

If algae growth is noticeable, apply initial dose.

VACATION TREATMENT: When you are going to be away for one week or more, add 25.6 ounces (of this product (Product Name)) per 10,000 gallons of water for every week unattended. Pour product around the edges of the shallow end of the pool, if work is also being applied in the deep end of pool.

WINTERIZING TREATMENT: When swimming pool season is over, add 25.6 ounces (of this product (Product Name)) to 10,000 gallons of water left in pool. This dose helps provide a measure of control of algae growth during the winter months.

For persistent algae or slime producing organisms add 1 quart (of this product (Product Name)) in to the skimmer with the filter pump running. After one minute shut off pump and allow the system to remain off overnight. The following day, restart the filter pump and add 1 quart (of this product (Product Name)) to the pool. Run filter continuously for 24-48 hours brushing the sides and bottom of the pool frequently.

(Usage chart for one-gallon containers)

Swimming Pool Capacity Gallon of Water	Initial Treatment	Maintenance Dose Booster Dose
5,000	12.8 ounces	3.4 ounces
10,000	25.6 ounces	6.4 ounces
20,000	51.4 ounces	12.8 ounces
25,000	64.0 ounces	16.0 ounces
30,000	76.8 ounces	19.4 ounces
40,000	102.4 ounces	25.6 ounces
50,000	128.0 ounces	32.0 ounces

OR

(Usage chart for one-quart containers)

Swimming Pool Capacity Gallon of Water	Initial Treatment	Maintenance Dose Booster Dose
5,000	12.8 ounces	3.4 ounces
10,000	25.6 ounces	6.4 ounces

TO DETERMINE POOL CAPACITY

Rectangular Pools: Length (times) width (times) average depth (in feet) (times) 7.5 (equals) gallons.

Round and Oval Pools: Long diameter (times) short diameter (times) average depth (in feet) (times) 5.9 (equals) gallons

When [(This product (Product Name))] is used as directed, it will prevent development of *Chlorella pyrenoidosa* (green algae), *Phormidium inundatum* (black algae), *Phormidium retzi* (blue-green algae), *Lyngba versicolor* (blue-green algae), and other swimming pool algae.

[(This product (Product Name))] is compatible with many swimming pool chemicals and when used as directed. It is not harmful to the metal paint, plastic or tile surfaces of the swimming pool.

36/47

[[This product (Product Name)]] when used as directed will help improve the appearance and cleanliness of the swimming pool water.

[[This product (Product Name)]] helps inhibit the growth of unsightly algae.

One gallon treats 50,000 gallons.

OUTSIDE SPAS/WHIRLPOOLS/HOT TUB BATHS

Initial Dose: Add 5.1 fluid ounces (of (this product) (Product Name)) per 2000 gallons of pool water. Initial dose is used upon filling of spa/whirlpool/hot tub bath.

Maintenance Dose: Add 1.3 fluid ounces (of (this product) (Product Name)) per 2000 gallons of water. Maintenance dose should be added at 3-5 day intervals. If high temperatures prevail or spa/whirlpool/hot tub bath has unusually heavy use, add maintenance dose more frequently. Drain and clean spa/whirlpool/hot tub bath at least once a month or as needed depending on bather load.

HORTICULTURAL AND ORNAMENTAL PLANT

[[This product (Product Name)]] is a general disinfectant. It will help in the control of fungal, bacterial and viral plant pathogens, bacterial and fungal leaf rots, slime forming fungi, and odor causing bacteria and algae. It is designed specifically for use where disease cross contamination may occur between plants. Pre-clean all surfaces prior to application of the disinfectant solution. All inanimate surfaces must be thoroughly wetted and remain wet for 10 minutes for disinfection. Then wipe up excess or allow to air dry. Fresh solution must be prepared daily and when use solution becomes visibly dirty. To apply solution for sprayer applications, use as a coarse spray only.

FOR COMMERCIAL USE

It is a violation of Federal Law to use [[This product (Product Name)]] in a manner inconsistent with its label. Do not apply [[This product (Product Name)]] in a way that will contact workers or other persons, either directly or through drift. Only protected handlers may be in the area during application. For any requirements specific to your State or Tribe, consult the agency responsible for pesticide regulation.

Treatment is restricted to indoor uses or uses in which controlled conditions to prevent runoff and exposure to the environment. In the case of diseased trees, the spot treatment of trees must be at least 100 feet from any pond, lake, stream, or river to prevent possible runoff of the product into the waterway. **Do Not Apply by Aerial Spray.**

COMMERCIAL FLORIST USE DIRECTIONS: To clean, disinfect and deodorize hard, non-porous (inanimate) (environmental) surfaces in one step, prepare use solution by (adding) (mixing) [(3 ounces) ((a) (one)) 3-ounce packet]] (of (this product) (Product Name)) per 5 gallons of water (469 ppm active) (or equivalent use dilution). For heavy-duty use, [(add) (mix)] 6 ounces (of (this product) (Product Name)) per 5 gallons of water (or equivalent use dilution). For heavily soiled areas, a preliminary cleaning is required. Remove all leaves, petals, garbage and refuse. Preclean surfaces using pressurized water where possible. Apply use solution to hard (inanimate) (environmental) non-porous surfaces, thoroughly wetting surfaces as required, with a cloth, mop, brush, sponge, auto scrubber, mechanical spray device (hand pump) coarse pump or trigger spray device). For spray applications, spray 6-8 inches from surface. Rub with brush, sponge, mop or cloth. Do not breathe spray. Treated surfaces must remain wet for 10 minutes. Allow surface to air dry. [(Wipe up excess liquid (with a paper towel))] (Allow to air dry)]. Change cloth, sponge or towels frequently to avoid redeposition of soil. [(Change the solution) (A fresh solution must be prepared) (Prepare

a fresh solution]] at least daily or [(more often if use solution) (when use solution)] becomes visibly [(dirty) (soiled) (diluted)].

AGRICULTURE USE REQUIREMENTS: (Note to reviewer: This section might be surrounded by a box on label.) Use [(This product) (Product Name)] only in accordance with its labeling and with the Worker Protection Standard, 40CFR170. This Standard contains requirements for the protection of agricultural workers on farms, forests, nurseries, and greenhouses, and handlers of agricultural pesticides. It contains requirements for training, decontamination, notification and emergency assistance. It also contains specific instructions and exceptions pertaining to the statements on this label about personal protective equipment (PPE). The requirements in this section (box) only apply to uses of this product that are covered by the Worker Protection Standard. Personal Protective Equipment (PPE): Applicators and other handlers who handle this pesticide for any use covered by the Worker Protection Standard must wear:

- Coveralls worn over long-sleeved shirt and long pants
- Waterproof gloves
- Chemical-resistant footwear and socks
- Protective eyewear
- Chemical-resistant headgear when using this product for algae control in overhead watering systems
- Chemical-resistant apron when mixing, loading or cleaning equipment

Discard clothing and other absorbent materials that have been drenched or heavily contaminated with this product's concentrate. Do not reuse them. Follow manufacturer's instructions for cleaning/maintaining PPE. If no such instructions for washables exist, use detergent and hot water. Keep and wash PPE separately from other laundry.

Users must:

- Wash hands before eating, drinking, chewing gum, using tobacco or using the toilet
- Remove clothing immediately if pesticide gets inside. Then wash thoroughly and put on clean clothing
- Remove PPE immediately after handling this product. Wash the outside of gloves before removing. As soon as possible wash thoroughly and change into clean clothing.

Do not enter or allow worker entry into treated areas during the restricted entry interval (REI) of 48 hours. Notify workers of the application by warning them orally and [(posting warning signs at entrances to treated areas).

PPE required for early entry to treated areas that is permitted under the Worker Protection Standard and that involves contact with anything that has been treated, such as plants, soil, or water is: coveralls worn over long sleeved shirt and long pants, waterproof gloves, chemical-resistant shoes plus socks, and protective eyewear.

NON-AGRICULTURAL USE REQUIREMENTS: (Note to reviewer: This section might be surrounded by a box on label.) The requirements in this section (box) apply to uses of [(This product) (Product Name)] that are NOT within the scope of the Worker Protection Standard for agricultural pesticides (40CFR170). The WPS applies when this product is used to produce agricultural plants on farms, forests, nurseries, or greenhouses.

Applicators and other handlers must wear long sleeved shirt and long pants, shoes and socks, eye protection and rubber gloves. After using this product, rinse gloves before removing, remove clothing and launder separately before reuse, and promptly and thoroughly wash hands and exposed skin with soap and water.

Keep unprotected persons, children, pets and others out of treated areas until sprays have dried.

CHEMIGATION: Do not apply [(This product) (Product Name)] through any type of irrigation system except when used to control algae in nozzles as directed on this label.

GENERAL INFORMATION: [(This product) (Product Name)] is a general disinfectant. It will help in the control of fungal, bacterial and viral plant pathogens, bacterial and fungal leaf rots, slime forming fungi, and odor causing bacteria and algae. It is designed specifically for greenhouse use where cross contamination may occur between plants. Pre-clean all surfaces prior to application of the disinfectant solution. All hard nonporous (inanimate) (environmental) surfaces must be thoroughly wetted and remain wet for 10 minutes for disinfection. The wipe up excess or allow to air dry. Fresh solution must be prepared daily and when use solution becomes visibly dirty. To apply solutions for sprayer applications, use as a coarse spray only.

DISINFECTING

(Note to reviewer: This section might be surrounded by a box on label.)

The requirements in this section (box) apply to uses of [(This product) (Product Name)] that are NOT within the scope of the Worker Protection Standard for agricultural pesticides (40CFR170). The WPS applies when [(This product) (Product Name)] is used to produce agricultural plants on farms, forests, nurseries, or greenhouses.

WORK AREAS AND BENCHES: Spray or swab hard nonporous (inanimate) (environmental) working surface with a solution of [(3 oz) ((a) (one) 3-oz packet)] (of (this product) (Product Name)) per 5 gallons of water (or equivalent use dilution) (469 ppm active) before each work period and again after each plant is completed to help control transfer of diseases such as *Botrytis*, crown rot, downy mildew, *Erwinia* and root rot. Allow surface to remain wet for 10 minutes. To apply solution as a sprayer applications, use a coarse spray only and spray 6-8 inches from surface. [(Wipe up excess liquid (with a paper towel) (Allow to air dry)]. Change cloth, sponge or towels frequently to avoid redeposition of soil. [(Change the solution) (A fresh solution must be prepared) (Prepare a fresh solution)] at least daily or [(more often if use solution) (when use solution)] becomes visibly [(dirty) (soiled) (diluted)].

POTS, FLATS AND FLOWER BUCKETS: Brush or wash used pots and flats, then soak in a solution of [(3 oz) ((a) (one) 3-oz packet)] (of (this product) (Product Name)) per 5 gallons of water (or equivalent use dilution) for 10 minutes to help control transfer of diseases such as anthracnose, blight, *Botrytis*, crown rot, *Erwinia*, mildew, root rot, and rust. [(Wipe up excess liquid (with a paper towel) (Allow to air dry)]. [(Change the solution) (A fresh solution must be prepared) (Prepare a fresh solution)] at least daily or [(more often if use solution) (when use solution)] becomes visibly [(dirty) (soiled) (diluted)].

CUTTING TOOLS: Soak cutting edge of tool for 10 minutes in a solution of [(3 oz) ((a) (one) 3-oz packet)] (of (this product) (Product Name)) per 5 gallons of water (or equivalent use dilution) (469 ppm active) before use to help control transfer of diseases such as *Botrytis*, *Erwinia*, root and stem rots, and Tobacco Mosaic Virus (TMV). [(Wipe up excess liquid (with a paper towel) (Allow to air dry)]. [(Change the solution) (A fresh solution must be prepared) (Prepare a fresh solution)] at least daily or [(more often if use solution) (when use solution)] becomes visibly [(dirty) (soiled) (diluted)]. Dry and oil tools at the end of each workday.

ALGAE CONTROL *(Not for use in CA)*

When used as directed, [(This product) (Product Name)] is effective against algae. With a little experience, you will quickly recognize algae contamination as it starts. Algae must be killed immediately! Remember - algae can double or quadruple in growth every

day. Algae are generally dead when it does not feel slick to the touch and the color has changed. However, algae do not always change color when killed.

GREENHOUSE GLASS: Spray or swab hard nonporous (inanimate) (environmental) surfaces with a solution of [(3 oz) ((a) (one) 3-oz packet)] (of (this product) (Product Name)) per 5 gallons of water (or equivalent use dilution). Allow to air dry. Wash off dead algae with water. Spray clean surface again with the solution. Do not rinse. For sprayer applications, use as a coarse spray only. Allow surfaces to remain wet for 10 minutes then air dry. [(Change the solution) (A fresh solution must be prepared) (Prepare a fresh solution)] at least daily or sooner if use solution becomes visibly [(dirty) (soiled) (diluted)].

HOUSEPLANT and GARDENING CONTAINERS and EQUIPMENT: To control algae and cross contamination in terrariums, bubbles, and other hard nonporous gardening surfaces, wipe (inside of glass) (surface) with a solution of [(3 oz) ((a) (one) 3-oz packet)] (of (this product) (Product Name)) per 5 gallons of water (or equivalent use dilution). Lightly spray plants with same solution. Allow surfaces to remain wet for 10 minutes then air dry. [(Change the solution) (A fresh solution must be prepared) (Prepare a fresh solution)] at least daily or sooner if use solution becomes visibly [(dirty) (soiled) (diluted)].

WALKWAYS: For heavy infestations, spray or swab surface with a solution of [(3 oz) ((a) (one) 3-oz packet)] (of (this product) (Product Name)) per 5 gallons of water (or equivalent use dilution). Let stand for an hour or more then brush and wash away dead algae. Soak area again with the solution. Do not rinse. [(This product) (Product Name)] will inhibit the growth of algae on hard nonporous (inanimate) (environmental) walkways. Allow to dry on the surface and repeat application when algae growth returns. For sprayer applications, use as a coarse spray only. Allow surfaces to remain wet for 10 minutes then air dry. [(Change the solution) (A fresh solution must be prepared) (Prepare a fresh solution)] at least daily or sooner if use solution becomes visibly [(dirty) (soiled) (diluted)].

BIRD BATHS: DO NOT use when fish are present. Clean to remove algae growth prior to filling birdbath and spray the exposed surface with a solution of 0.5 oz. (1 tbsp.) of this product per gallon of water. Allow to air dry and brush off dead algae.

FOUNTAINS, WATER DISPLAYS, DECORATIVE AND SWIMMING POOLS/PONDS AND STANDING WATER (in such places as puddles at golf courses, recreational parks, amusement parks, universities and cemeteries): DO NOT use when fish are present. Remove floating type algae by raking, dragging with cable or chain, skimming, or any other suitable method. It is more economical to remove floating type algae before the water is treated. Treat water by "dribbling" [(This product) (Product Name)] (1 part of [(This product) (Product Name)] to 4 parts water) around the edges where visible algae growth is evident. Apply 12 ounces of use solution per 1000 gallons of water. The use solution is often dribbled liberally along the windward side to float across the water and along the leeward side where contamination gathers. Where a spray rig is available, it may be used to apply the use solution instead of the hand "dribbling" method.

Note: Algae does not usually grow in water that is 5 feet or more in depth. However, floating type algae may grow on pond weeds that grow on the surface of the water.

DECORATIVE POOL APPLICATIONS

Initial Dosage:
0.34 oz. (1 tsp.) per 52 gallons of water (5ppm*)
2 oz. per 312 gallons of water (5ppm)
2 pints per 5,000 gallons of water (5ppm)
1 quart per 10,000 gallons of water (5ppm)

Weekly Maintenance: Add not more than one-half the initial dosage. When pool is to remain empty for several weeks or longer, spray exposed surfaces with a solution of 0.34 oz. of [(This product) (Product Name)] per gallon of water.

OPERATING FOUNTAINS APPLICATIONS

Initial Dosage: Add a 0.06 oz. (0.5 tsp) of [(this product) (Product Name)] per 52 gallons of water at a time. Repeat until slight patches of foam appear. Then discontinue. Overdose reduces lighting efficiency.

Weekly Maintenance: Add not more than 1/2 the initial dosage until slight foam reappears.

Monthly Maintenance: Drain and clean bowl. Refill with fresh water and repeat initial treatment. Draining also removes airborne dirt, dust, contamination and alkali buildup.

SWIMMING POOL APPLICATIONS

Initial Dose when algae is present: Apply 1 gallon (of (this product) (Product Name)) per 50,000 gallons water (or equivalent use dilution) followed by cleaning out settled algae next day and retreatment at the same dosage. This is repeated until the pool is clear of visible algae. Then 1 quart (of (this product) (Product Name)) per 50,000 gallons of water (or equivalent use dilution) is used every 5-7 days to maintain control.

Initial Dose when no signs of algae: Apply 1 quart (of (this product) (Product Name)) per 50,000 gallons of water (or equivalent use dilution) every 5-7 days.

Apply product along edges of pool. Keep the filter running to facilitate one change over of water in the pool after treatment. Back flush the filter if it becomes clogged or if the pressure drops. After adding [(This product) (Product Name)] wait 30 minutes before using the pool to allow the product to be distributed evenly throughout the pool. At the beginning of the swimming season or after a storm, remove branches, leaves and other foreign material before treating pool with product.

TREATMENT OF LAWNS, GOLF COURSES (Greens and Tees only) AND

COMMERCIAL TURF (Use against dollar spot (*Scierotinia*), fusarium blight (*Fusarium*), Southern blight (*Scierotium rolfsii*), rust, toad stools and fairy rings not allowed in CA)

To control fungal diseases [including dollar spot (*Scierotinia*), fusarium blight (*Fusarium*), leaf spot (*Helminthosporium*), brown patch (*Rhizoctonia*), fading out (*Curvularia*), Southern blight (*Scierotium rolfsii*), pythium blight, rust, toad stools and fairy rings] and algal build-up in turf grasses, including lawns of GRASS or DISHONDRRA, spray a solution of two tablespoons (1 oz) of this product per gallon of water. Treat at the rate of one gallon of solution to 50 square feet (5 ft. x 10 ft.) of lawn. Treat entire lawn to prevent spread of infection at least one foot beyond the edges of isolated diseased areas. Saturate the entire treatment area, wetting all plant and soil surfaces. Repeat spray applications every 10 to 14 days, as needed to control new or established disease conditions. Treatment is required during the warm growing season and must be made when the lawn is dry or damp, but not during wet rainy weather.

For golf course greens and tees, maximum application is 0.8 lbs A.I./acre (200 ppm) (1/2 gallon per acre) (1.5 fl. oz. per 1,000 square feet). Following the application instructions, spray a solution of 1 ounce of this product per 4 gallons of water (200ppm). Treat at a rate of one gallon of solution to 90 square feet (9ft x 10 ft.) of turf. If commercial power sprays are used, reduce spray concentration to two teaspoons per gallon of water (or one pint to 50 to 100 gallons of spray mixture to treat 10,000 square feet or 1/4 acre) (1.6 oz. per 1,000 square feet or 1/2 gallon per acre).

Do not graze treated areas or feed clippings to livestock. Do not exceed treatment of 10 acres (2000 gallons) with retreatment at 10 day intervals not to exceed 6 treatments per year.

MOSQUITO CONTROL (Not for use in CA)

[(This product) (Product Name)] is not intended to be used for broadcast mosquitoicide application but rather is limited to small residential ponds, decorative ponds, and similar areas. [(This product) (Product Name)] is not to be used in open waterways connected to larger watersheds or in waters that serve as natural habitats for aquatic and amphibious organisms. [(This product) (Product Name)] control mosquitoes where they breed (fountains, water displays, decorative pools, decorative ponds, sewage treatment systems, spas, hot tubs, swimming pools and standing water in old tires, empty tin cans, barrels, puddles, and water drains around buildings). Do not exceed 10 applications at a minimum of 10-day intervals per year. Note: Only out-of-season, not-in-service, or inactive spas, hot tubs, swimming pools require treatment for mosquito control. Do not treat during the swimming season. Spray from fountains treated with this product will not harm poolside plantings. DO NOT use when fish or other wildlife (for example, amphibians) are present.

When used as directed, [(This product) (Product Name)] is effective as an ovidical, larvacidal, pupacidal control of aedes aegypti (Yellow fever carrier) and Culex nigripalpus (carrier of various diseases of man and animal, such as heartworm and Hepatitis) mosquitos. [(This product) (Product Name)] will also reduce larval populations of Anopheles quadrimaculatus (Malaria carrier) mosquitos.

[(This product) (Product Name)] controls mosquitos where they breed (fountains, water displays, decorative pools, decorative ponds, sewage treatment systems, spas, hot tubs, swimming pools and standing water in such places as old tires, empty tin cans, barrels, puddles, and water drains around buildings). NOTE: Only out-of-season, not-in-service, or inactive spas, hot tubs, swimming pools require treatment for mosquito control. Do not treat during the swimming season.

Spray from fountains treated with [(This product) (Product Name)] will not harm poolside plantings. DO NOT use when fish are present.

INITIAL DOSAGE			
This product	Per		Unit water for 200 ppm
	US	Metric	
7.57 cc	0.26 oz.		3.78 L 1 gal.
75.7 cc	2.56 oz.		37.85 L 10 gal.
757 cc	25.6 oz.		378.5 L 100 gal.
7570.0 cc	256.0 gal		3.75 KL 1000 gal.

Treat Water by "dribbling" this product solution around the edges of the site to be treated. Where a spray rig is available, it may be used to apply the use solution - instead of the hand dribbling method.

*ppm - parts per million active ingredient

WEEKLY MAINTENANCE			
This product	Per		Unit water for 100 ppm
	US	Metric	
3.8 cc	0.13 oz.		3.78 L 1 gal.
38.0 cc	1.28 oz.		37.85 L 10 gal.
380 cc	12.8 oz.		378.5 L 100 gal.

3785 cc	128 oz.	3.75 KL	1,000 gal.
Each week repeat maintenance dosage or add this product using a test kit to maintain the proper concentration.			

*ppm - parts per million active ingredient

OTHER USES

OVERHEAD WATERING SYSTEMS: During the last 2-3 minutes of watering use 1 oz. (2 tablespoons) of [(This product) (Product Name)] per 20 gallons of water as a control program. Due to variations of growing conditions, use every second to fourth watering. Will control algae in nozzles.

EVAPORATIVE COOLER (Not for use in CA): Controls algae, slime forming fungi on cooler pads and certain fungal plant pathogens that may carry over in the cooler as well as bacterial odors. Use 2 teaspoons of [(This product) (Product Name)] per 15 gallons of water every other week.

Note: Not all varieties or strains of plants listed have been tested. Unintentional consequences such as crop injury or ineffectiveness may result because of certain environmental or growing conditions, manner of use or applications, and insect resistance. Therefore, before treating a large number of plants, spray a few plants and observe for plant damage and for performance prior to full-scale application. All risks shall be assumed by the user.

FOR RESIDENTIAL USE

It is a violation of Federal Law to use [(This product) (Product Name)] in a manner inconsistent with its label. Do not apply [(This product) (Product Name)] in a way that will contact workers or other persons, either directly or through drift.

Treatment is restricted to indoor uses or uses in which controlled conditions to prevent runoff and exposure to the environment. In the case of diseased trees, the spot treatment of trees must be at least 100 feet from any ponds, lake, stream, or river to prevent possible runoff of the product into the waterway. **Do Not Apply by Aerial Spray.**

DISINFECTING

(Note to reviewer: This section might be surrounded by a box on label.)
The requirements in this section (box) apply to uses of this product that are NOT within the scope of the Worker Protection Standard for agricultural pesticides (40CFR170). The WPS applies when this product is used to produce agricultural plants on farms, forests, nurseries, or greenhouses.

WORK AREAS AND BENCHES: Spray or swab hard nonporous (inanimate) (environmental) working surface with a solution of [(3 oz) ((a) (one)) 3-oz packet] (of (this product) (Product Name)) per 5 gallons of water (or equivalent use dilution) (469 ppm active) before each work period and again after each plant is completed to help control transfer of diseases such as *Botrytis*, crown rot, downy mildew, *Erwinia* and root rot. Allow surface to remain wet for 10 minutes. To apply solutions for sprayer applications, use as a coarse spray only and spray 6-8 inches from surface. Allow surface to air dry. Change cloth, sponge or towels frequently to avoid redeposition of soil. [(Change the solution) (A fresh solution must be prepared) (Prepare a fresh solution)] at least daily or [(more often if use solution) (when use solution)] becomes visibly [(dirty) (soiled) (diluted)].

POTS, FLATS AND FLOWER BUCKETS: Brush or wash used pots and flats, then soak in a solution of [(3 oz) ((a) (one)) 3-oz packet] (of (this product) (Product Name)) per 5 gallons of water (or equivalent use dilution) for 10 minutes to help control transfer of diseases such as anthracnose, blight, *Botrytis*, crown rot, *Erwinia*, mildew, root rot,

and rust. Allow surface to air dry. [(Change the solution) (A fresh solution must be prepared) (Prepare a fresh solution)] at least daily or [(more often if use solution) (when use solution)] becomes visibly [(dirty) (soiled) (diluted)].

CUTTING TOOLS: Soak cutting edge of tool for 10 minutes in a solution of [(3 oz) ((a) (one)) 3-oz packet] (of (this product) (Product Name)) per 5 gallons of water (or equivalent use dilution) (469 ppm active) before use to help control transfer of diseases such as *Botrytis*, *Erwinia*, root and stem rots, and Tobacco Mosaic Virus (TMV). Allow surface to air dry. [(Change the solution) (A fresh solution must be prepared) (Prepare a fresh solution)] at least daily or [(more often if use solution) (when use solution)] becomes visibly [(dirty) (soiled) (diluted)]. Dry and oil tools at the end of each workday.

ALGAE CONTROL (Not for use in CA)
When used as directed, [(This product) (Product Name)] is effective against algae. With a little experience, you will quickly recognize algae contamination as it starts. Algae must be killed immediately! Remember - algae can double or quadruple in growth every day. Algae are generally dead when it does not feel slick to the touch and the color has changed. However, algae do not always change color when killed.

GREENHOUSE GLASS: Spray or swab hard nonporous (inanimate) (environmental) surfaces with a solution of [(3 oz) ((a) (one)) 3-oz packet] (of (this product) (Product Name)) per 5 gallons of water (or equivalent use dilution). Allow to air dry. Wash off dead algae with water. Spray clean surface again with the solution. Do not rinse. For sprayer applications, use as a coarse spray only. Allow surfaces to remain wet for 10 minutes then air dry. [(Change the solution) (A fresh solution must be prepared) (Prepare a fresh solution)] at least daily or sooner if use solution becomes visibly [(dirty) (soiled) (diluted)].

HOUSEPLANT and GARDENING CONTAINERS and EQUIPMENT: To control algae and cross contamination in terrariums, bubbles, and other hard nonporous gardening surfaces, wipe (inside of glass) (surface) with a solution of [(3 oz) ((a) (one)) 3-oz packet] (of (this product) (Product Name)) per 5 gallons of water (or equivalent use dilution). Lightly spray plants with same solution. Allow surfaces to remain wet for 10 minutes then air dry. [(Change the solution) (A fresh solution must be prepared) (Prepare a fresh solution)] at least daily or sooner if use solution becomes visibly [(dirty) (soiled) (diluted)].

WALKWAYS: For heavy infestations, spray or swab surface with a solution of [(3 oz) ((a) (one)) 3-oz packet] (of (this product) (Product Name)) per 5 gallons of water (or equivalent use dilution). Let stand for an hour or more then brush and wash away dead algae. Soak area again with the solution. Do not rinse. [(This product) (Product Name)] will inhibit the growth of algae on hard nonporous (inanimate) (environmental) walkways. Allow to dry on the surface and repeat application when algae growth returns. For sprayer applications, use as a coarse spray only. Allow surfaces to remain wet for 10 minutes then air dry. [(Change the solution) (A fresh solution must be prepared) (Prepare a fresh solution)] at least daily or sooner if use solution becomes visibly [(dirty) (soiled) (diluted)].

BIRD BATHS: DO NOT use when fish are present. Clean to remove algae growth prior to filling birdbath and spray the exposed surface with a solution of 1 oz. (2 tsp.) of this product per gallon of water. Allow to air dry and brush off dead algae.

FOUNTAINS, WATER DISPLAYS, DECORATIVE AND PONDS AND STANDING WATER: DO NOT use when fish are present. Remove floating type algae by raking, dragging with cable or chain, skimming, or any other suitable method. It is more economical to remove floating type algae before the water is treated. Treat water by "dribbling" [(This product) (Product Name)] (2 parts of [(This product) (Product Name)])

to 4 parts water) around the edges where visible algae growth is evident. Apply 24 ounces of use solution per 1000 gallons of water. The use solution is often dribbled liberally along the windward side to float across the water and along the leeward side where contamination gathers.

Note: Algae does not usually grow in water that is 5 feet or more in depth. However, floating type algae may grow on pond weeds that grow on the surface of the water.

DECORATIVE POOL APPLICATIONS

Initial Dosage: 0.34 oz. (1 tsp.) per 52 gallons of water (5ppm*)
2 oz. per 312 gallons of water (5ppm)
2 pints per 5,000 gallons of water (5ppm)

Weekly Maintenance: Add not more than one-half the initial dosage. When pool is to remain empty for several weeks or longer, spray exposed surfaces with a solution of 0.5 oz. (1 tsp.) (of this product) (Product Name) per gallon of water.

OPERATING FOUNTAINS APPLICATIONS

Initial Dosage: Add a 0.06 oz. (0.5 tsp) of this product per 52 gallons of water at a time. Repeat until slight patches of foam appear. Then discontinue. Overdose reduces lighting efficiency.

Weekly Maintenance: Add not more than 1/2 the initial dosage until slight foam reappears.

Monthly Maintenance: Drain and clean bowl. Refill with fresh water and repeat initial treatment. Draining also removes airborne dirt, dust, contamination and alkali buildup.

TREATMENT OF LAWNS

(Use against dollar spot (*Scierotinia*), fusarium blight (*Fusarium*), Southern blight (*Scierotium rolfsii*), rust, toad stools and fairy rings not allowed in CA) To control fungal diseases [including dollar spot (*Scierotinia*), fusarium blight (*Fusarium*), leaf spot (*Helminthosporium*), brown patch (*Rhizoctonia*), fading-out (*Curvularia*), Southern blight (*Scierotium rolfsii*), pythium blight, rust, toad stools and fairy rings] and algal build-up in turf grasses, including lawns of GRASS or DISHONDRA, spray a solution of 0.4 ounces (of this product) (Product Name) per gallon to treat 50 square feet (5 ft. x 10 ft.) of lawn. Treat at the rate of 0.4 ounces (of this product) (Product Name) per gallon to treat 50 square feet (5 ft. x 10 ft.) of lawn. Treat at least one foot beyond the edges of isolated diseased areas. Saturate the entire treatment area, wetting all plant and soil surfaces. Repeat spray applications every 10 to 14 days, as needed to control new or established disease conditions up to 6 times a year. Treatment is required during the warm growing season and must be made when the lawn is dry or damp, but not during wet rainy weather.

Limited to spot treatment of diseased areas of the lawn/turf at a maximum use rate of 5.4 lbs. A.1./acre (800 ppm), not to exceed 20 gallons per 1000 sq. feet (1 gallon per 50 sq. ft.) (1/2 gallon per 25 sq. ft.).

MOSQUITO CONTROL (Not for use in CA)

[(This product) (Product Name)] is not intended to be used for broadcast mosquitoicide application but rather is limited to small residential ponds, decorative ponds, and similar areas. [(This product) (Product Name)] is not to be used in open waterways connected to larger watersheds or in waters that serve as natural habitats for aquatic and amphibious organisms. [(This product) (Product Name)] control mosquitoes where they breed (fountains, water displays, decorative ponds, decorative ponds, sewage treatment systems, spas, hot tubs, swimming pools and standing water in old tires, empty tin cans, barrels, puddles, and water drains around buildings). Do not exceed 10 applications at a minimum of 10-day intervals per year. Note: Only out-of-season, not-in-service, or inactive spas, hot tubs, swimming pools require treatment for mosquito control. Do not treat during the swimming season. Spray from fountains treated with [(This product)

(Product Name)] will not harm poolside plantings. DO NOT use when fish or other wildlife (for example, amphibians) are present.

When used as directed, [(This product) (Product Name)] is effective as an ovicidal, larvacidal, pupacidal control of aedes aegypti (Yellow fever carrier) and Culex nigripalpus (carrier of various diseases of man and animal, such as heartworm and Hepatitis) mosquitos. [(This product) (Product Name)] will also reduce larval populations of Anopheles quadrimaculatus (Malaria carrier) mosquitos.

[(This product) (Product Name)] controls mosquitos where they breed (fountains, water displays, decorative ponds, decorative ponds, spas, hot tubs, swimming pools and standing water in such places as old tires, empty tire cans, barrels, puddles, and water drains around buildings). NOTE: Only out-of-season, not-in-service, or inactive spas, hot tubs, swimming pools require treatment for mosquito control. Do not treat during the swimming season.

Spray from fountains treated with [(This product) (Product Name)] will not harm poolside plantings. DO NOT use when fish are present.

INITIAL DOSAGE			
This product	Per	Unit water for 200 ppm*	
		Metric	US
7.57 cc	0.26 oz.	3.78 L	1 gal.
75.7 cc	2.56 oz.	37.85 L	10 gal.
757 cc	25.6 oz.	378.5 L	100 gal.
7570.0 cc	256.0 gal	3.75 KL	1,000 gal.

*ppm - parts per million active ingredient

WEEKLY MAINTENANCE			
This product	Per	Unit water for 100 ppm*	
		Metric	US
3.8 cc	0.13 oz.	3.78 L	1 gal.
38.0 cc	1.28 oz.	37.85 L	10 gal.
380 cc	12.8 oz.	378.5 L	100 gal.
3785 cc	128 oz.	3.75 KL	1,000 gal.

Each week repeat maintenance dosage or add this product using a test kit to maintain the proper concentration.

*ppm - parts per million active ingredient

OTHER USES

EVAPORATIVE COOLER (Not for use in CA): Controls algae, slime forming fungi on cooler pads and certain fungal plant pathogens that may carry over in fine cooler as well as bacterial odors. Use 2 teaspoons of [(This product) (Product Name)] per 15 gallons of water every other week.

Note: Not all varieties or strains of plants listed have been tested. Unintentional consequences such as crop injury or ineffectiveness may result because of certain environmental or growing conditions, manner of use or applications, and insect resistance. Therefore, before treating a large number of plants, spray a few plants and observe for plant damage and for performance prior to full-scale application. All risks shall be assumed by the user.

DIRECTIONS FOR ALTERNATE CONTAINERS/DELIVERY SYSTEMS

AUTOMATED DILUTION SYSTEM (DILUTION SYSTEMS TRADE NAME) INSTRUCTIONS: Remove [(cap) (spray nozzle)] from empty container. Fill empty container with a newly prepared use-solution. Replace [(cap) (spray nozzle)]. Place correct use-dilution label on newly filled container.

BAG-IN BOX CONTAINERS

How to use this package: This package is designed to be used with dilution control systems only. Open package and connect to dispense according to directions on the box.

TRIGGER SPRAYERS: Fill bottle from dispenser. Apply to surfaces according to directions above.

MOP BUCKETS: Fill bucket from dispenser. Set up "Wet Floor" signs. Mop floor surfaces as specified in directions above.

PACKETS (For pre-measured tear open packets)

For Disinfection: (Simply) (Tear) open and pour contents into 5 gallons of water. Keep packets in box until ready to use.

For Food Contact Sanitization packet only: (Simply) (Tear) open and pour contents of packet into 4 gallons of water. Keep packets in box until ready to use.

For Non-Food Contact Sanitizer packet only: (Simply) (Tear) open and pour contents into 1 gallon of water. Keep packets in box until ready to use.

REFILLS

To Refill Concentrate From Large Containers Into Smaller Containers: [(This product) (Product Name)] may be used to fill and refill clean, properly labeled containers for dilution elsewhere within your facility. Make sure the small container has been cleaned, dried and properly labeled according to state and local regulations. Also make sure other items (funnels or hand pumps) are properly cleaned and dried. To refill, [(simply pour) (pump product)] from the larger container directly into the smaller one being careful not to spill any product. Keep both containers sealed when not in use.

4247

(Note to reviewer: The title and first statement of this section must appear on every label, followed by the appropriate Storage and Disposal section. Brackets [] indicate that one option within the brackets MUST be used in the final label text. Each option within the brackets is enclosed in a set of parenthesis (). All "Notes" are only for reviewers and will not be included on label.)

STORAGE AND DISPOSAL

Do not contaminate water, food, or feed by storage and disposal.

(FOR USE ON NON-REFILLABLE CONTAINERS WITH HOUSEHOLD/RESIDENTIAL USES)
PESTICIDE DISPOSAL/CONTAINER HANDLING/CONTAINER DISPOSAL: Non-refillable container. Store only in original container, in areas inaccessible to children. Triple rinse container. Do not reuse empty container. Wrap (container) and put in trash or offer for recycling if available.

(FOR USE ON NON-REFILLABLE CONTAINERS WITH INSTITUTIONAL/COMMERCIAL/INDUSTRIAL)

(Note: To be used with either Nonpublic health or Public health uses in this section.)

(Note: For use on containers greater than one gallon)

PESTICIDE STORAGE: Open dumping is prohibited. Store only in original container. Do not reuse empty container. If a leaky container must be contained within another, mark the outer container to identify the contents. Store pesticides away from food, pet food, feed, seed, fertilizers, and veterinary supplies. Keep [(this product) (Product Name)] under locked storage sufficient to make it inaccessible to children or persons unfamiliar with its proper use.

(Note: For use on containers greater than one gallon)

PESTICIDE DISPOSAL: Pesticide wastes are acutely hazardous. Improper disposal of excess pesticide, spray mixture or rinsate is a violation of Federal Law. If these wastes cannot be disposed of by use according to label instructions, contact your State Pesticide or Environmental Control Agency, or the Hazardous Waste Representative at the nearest EPA Regional Office for guidance.

CONTAINER DISPOSAL: (Note: Only one of the following Container Disposal paragraphs will be used, depending on packaging type.)

Non-refillable container. Do not reuse this container to hold materials other than pesticides or diluted pesticides (rinsate). Offer for recycling if available or puncture and dispose in a sanitary landfill, or by other procedures approved by state and local authorities. If rinsate cannot be used, follow Pesticide Disposal instructions.

(Note: Several of our customers' packaging options are sealed containers or bottles designed to reduce worker exposure to the concentrate. None of these can be triple rinsed because they are closed sealed containers. The following text will be used on these non-refillable sealed container types only.)

Non-refillable container. Do not reuse or refill this container. Wrap empty container and put in trash.

(Note: The following text will be used on the BAG in BOX container types only. No Residue Removal instructions are used when BAG in BOX container disposal instructions is used.)

BAG in BOX CONTAINER DISPOSAL: Completely empty bag into application equipment. Then offer for recycling if available or dispose of in a sanitary landfill, or by incinerations, or by other procedures allowed by state and local authorities.

(Note: For use on containers of one gallon or less. The following replaces the above "Pesticide Storage" "Pesticide Disposal" and "Container Disposal" directions in the INSTITUTIONAL/COMMERCIAL/INDUSTRIAL section)

CONTAINER DISPOSAL/PESTICIDE STORAGE: Non-refillable container. Store only in original container. Do not reuse empty container. Store pesticides away from food, pet food, feed, seed, fertilizers, and veterinary supplies. Keep [(this product) (Product Name)] under locked storage sufficient to make it inaccessible to children or persons unfamiliar with its proper use. Triple rinse as follows: Fill container ¼ full with water and reclose the container. Agitate vigorously and dispose of rinsate. Repeat two more times. Wrap (container) and put in trash or offer for recycling if available.

(FOR USE ON REFILLABLE CONTAINERS)

(Note: The following text must be used on all refillable containers greater than five gallons.) Cleaning the container before final disposal is the responsibility of the person disposing of the container. Cleaning before refilling is the responsibility of the refiller.

PESTICIDE STORAGE: Open dumping is prohibited. Store only in original container. If a leaky container must be contained within another, mark the outer container to identify the contents. Store pesticides away from food, pet food, feed, seed, fertilizers, and veterinary supplies. Keep [(this product) (Product Name)] under locked storage sufficient to make it inaccessible to children or persons unfamiliar with its proper use.

PESTICIDE DISPOSAL: Pesticide wastes are acutely hazardous. Improper disposal of excess pesticide, spray mixture or rinsate is a violation of Federal Law. If these wastes cannot be disposed of by use according to label instructions, contact your State Pesticide or Environmental Control Agency, or the Hazardous Waste Representative at the nearest EPA Regional Office for guidance.

(Note to Reviewer: Only one of the following paragraphs will be used for Residue Removal/Container Disposal on all-refillable and non-refillable containers greater than 1 gallon for Institutional/Commercial/Industrial labels.)

(Note: For containers up to and including 5 gallons)

RESIDUE REMOVAL INSTRUCTIONS: Triple rinse container (or equivalent) promptly after emptying. Triple rinse as follows: Fill the container ¼ full with water and recap. Shake for 10 seconds. Follow Pesticide Disposal instructions for rinsate disposal. Drain for 10 seconds after the flow begins to drip. Repeat this procedure two more times.

(For containers greater than 5 gallons with Industrial/Commercial Non-public Health Uses)

RESIDUE REMOVAL INSTRUCTIONS: To clean the container before final disposal, empty the remaining contents from this container into application equipment or a mix tank. Empty remaining contents into application equipment or a mix tank. Fill the container ¼ full with water. Replace and tighten closures. [(Tip container on its side and roll it back and forth, ensuring at least one complete revolution for 30 seconds) (Agitate vigorously or recirculate water for 30 seconds)]. Stand the container on its end and tip it back and forth several times. Turn the container over onto its other end and tip it back and forth several times. Empty the rinsate into application equipment or a mix tank or store rinsate for later use or disposal. Repeat this procedure two more times.


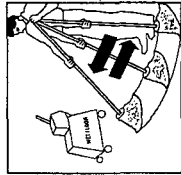

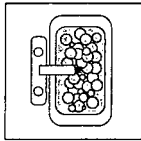
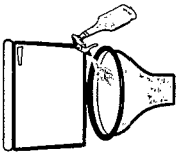
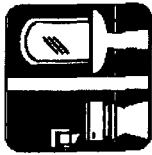
(For containers greater than 5 gallons with Institutional/Industrial/Commercial Public Health Uses)

RESIDUE REMOVAL INSTRUCTIONS: To clean the container before final disposal, triple rinse as follows: Fill container ¼ full with water. [(Tip container on its side and roll it back and forth, ensuring at least one complete revolution for 30 seconds) (Agitate vigorously or recirculate water for 30 seconds)]. Stand the container on its end and tip it back and forth several times. Turn the container over its other end and tip it back and forth several times. Follow Pesticide Disposal instructions for rinsate disposal. Repeat this procedure two more times.

(For containers up to and including 5 gallons - Refillable containers only)

CONTAINER HANDLING/RESIDUE REMOVAL: Refillable container. Refill this container with [(this brand) (this product) (Product Name) (pesticide)] only. Do not reuse this container for any other purpose. Cleaning the container before final disposal is the responsibility of the person disposing of the container. Cleaning before refilling is the responsibility of the refiller. To clean the container before final disposal, empty the remaining contents from this container and store for later disposal. Fill container ¼ full with water. Replace and tighten closures. Tip container on its side and roll it back and forth, ensuring at least one complete revolution, for 30 seconds. Stand the container on its end and tip it back and forth several times. Store rinsate for later disposal. Repeat this procedure two more times. Then offer for recycling if available or puncture and dispose of in a sanitary landfill or by incineration.

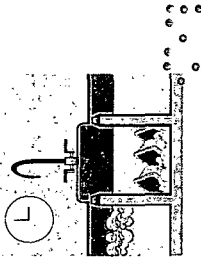
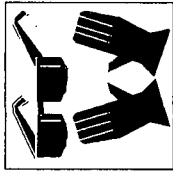
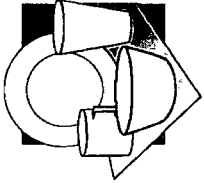
(Note to Reviewer: These icons have been requested by our customers and will appear on the label with the appropriate directions.)



WARNING
AVISO

CHILDREN CAN FALL INTO
BUCKET AND DROWN
KEEP CHILDREN AWAY FROM
MIXTURE UNTIL COMPLETELY
SMALL AMOUNT OF WATER

Miños pueden caer adentro
de el balde y ahogarse.
Mantenga a los niños lejos
del balde cuando está llenando
hasta un poco de agua.



VNSF[®]
LISTED (XXXXXX)

(Note: This logo has been approved by NSF to be used on this label and will be applied either on the back or side panel of the label.)

44/47

FOUR OUNCE PACKET LABEL TO BE USED WITH MASTER CONTAINER LABEL FOR HOSPITAL DISINFECTION

FOR DISINFECTION

MIX EACH PACKET WITH 5 GALLONS OF WATER

MAQUAT® 10

E.P.A. Reg. No. 10324-63 E.P.A. Est. No. 10324-IL-1

NET CONTENTS: 4.0 FLUID OZ.

ACTIVE INGREDIENTS:

Alkyl (C14 60%, C16 30%, C12 5%, C18 5%) dimethyl benzyl ammonium chloride 5.0%
Alkyl (C12 68%, C14 32%) dimethyl ethylbenzyl ammonium chloride 5.0%

INERT INGREDIENTS: 90.0%
TOTAL: 100.0%

KEEP OUT OF REACH OF CHILDREN
DANGER PELIGRO

SEE OUTER CONTAINER FOR PRECAUTIONARY STATEMENTS AND USE DIRECTIONS.

DISPOSAL: Do not reuse container. Wrap and put in trash collection.

MASON CHEMICAL COMPANY
"THE QUATERNARY SPECIALISTS"

721 W. Algonquin Road
Arlington Heights, IL 60005

847-290-1621

Toll Free:

1-800-362-1855



PELIGRO: SI NO PUEDE LEER EN INGLES, PREGUNTE A SU SUPERVISOR SOBRE LAS INSTRUCCIONES DE USO APROPIADAS ANTES DE TRABAJAR CON ESTE PRODUCTO.

DANGER: IF YOU CANNOT READ ENGLISH, ASK YOUR SUPERVISOR TO EXPLAIN THE APPROPRIATE DIRECTIONS FOR USE BEFORE WORKING WITH THIS PRODUCT.

THREE OUNCE PACKET LABEL TO BE USED WITH MASTER CONTAINER LABEL FOR GENERAL DISINFECTION

FOR DISINFECTION (Non-medical premise)

MIX EACH PACKET WITH 5 GALLONS OF WATER

MAQUAT® 10

E.P.A. Reg. No. 10324-63 E.P.A. Est. No. 10324-IL-1

NET CONTENTS: 3.0 FLUID OZ.

ACTIVE INGREDIENTS:

Alkyl (C14 60%, C16 30%, C12 5%, C18 5%) dimethyl benzyl ammonium chloride 5.0%
Alkyl (C12 68%, C14 32%) dimethyl ethylbenzyl ammonium chloride 5.0%

INERT INGREDIENTS: 90.0%
TOTAL: 100.0%

KEEP OUT OF REACH OF CHILDREN
DANGER PELIGRO

SEE OUTER CONTAINER FOR PRECAUTIONARY STATEMENTS AND USE DIRECTIONS.

DISPOSAL: Do not reuse container. Wrap and put in trash collection.

MASON CHEMICAL COMPANY
"THE QUATERNARY SPECIALISTS"

721 W. Algonquin Road
Arlington Heights, IL 60005

847-290-1621

Toll Free:

1-800-362-1855



PELIGRO: SI NO PUEDE LEER EN INGLES, PREGUNTE A SU SUPERVISOR SOBRE LAS INSTRUCCIONES DE USO APROPIADAS ANTES DE TRABAJAR CON ESTE PRODUCTO.

DANGER: IF YOU CANNOT READ ENGLISH, ASK YOUR SUPERVISOR TO EXPLAIN THE APPROPRIATE DIRECTIONS FOR USE BEFORE WORKING WITH THIS PRODUCT.

45/47

ONE-OUNCE PACKET LABEL TO BE USED WITH MASTER CONTAINER LABEL FOR FOOD CONTACT SANITIZER

FOR FOOD CONTACT SANITIZER

MIX EACH PACKET WITH 4 gallons OF WATER

MAQUAT® 10

E.P.A. Reg. No. 10324-63 E.P.A. Est. No. 10324-IL-1

NET CONTENTS: 1.0 FLUID OZ.

ACTIVE INGREDIENTS:

Alkyl (C₁₄ 60%, C₁₆ 30%, C₁₂ 5%, C₁₈ 5%)
dimethyl benzyl ammonium chloride 5.0%
Alkyl (C₁₂ 68%, C₁₄ 32%)
dimethyl ethylbenzyl ammonium chloride..... 5.0%

INERT INGREDIENTS: 90.0%
TOTAL: 100.0%

**KEEP OUT OF REACH OF CHILDREN
DANGER PELIGRO**

SEE OUTER CONTAINER FOR PRECAUTIONARY STATEMENTS AND USE DIRECTIONS.

DISPOSAL: Do not reuse container. Wrap and put in trash collection.

MASON CHEMICAL COMPANY

"THE QUATERNARY SPECIALISTS"

721 W. Algonquin Road
Arlington Heights, IL 60005

847-290-1621

Toll Free:

1-800-362-1855



PELIGRO: SI NO PUEDE LEER EN INGLES, PREGUNTE A SU SUPERVISOR SOBRE LAS INSTRUCCIONES DE USO APROPIADAS ANTES DE TRABAJAR CON ESTE PRODUCTO.
DANGER: IF YOU CANNOT READ ENGLISH, ASK YOUR SUPERVISOR TO EXPLAIN THE APPROPRIATE DIRECTIONS FOR USE BEFORE WORKING WITH THIS PRODUCT.

TWO-OUNCE PACKET LABEL TO BE USED WITH MASTER CONTAINER LABEL FOR FOOD CONTACT SANITIZER

FOR FOOD CONTACT SANITIZER

MIX EACH PACKET WITH 4 gallons OF WATER

MAQUAT® 10

E.P.A. Reg. No. 10324-63 E.P.A. Est. No. 10324-IL-1

NET CONTENTS: 2.0 FLUID OZ.

ACTIVE INGREDIENTS:

Alkyl (C₁₄ 60%, C₁₆ 30%, C₁₂ 5%, C₁₈ 5%)
dimethyl benzyl ammonium chloride 5.0%
Alkyl (C₁₂ 68%, C₁₄ 32%)
dimethyl ethylbenzyl ammonium chloride 5.0%

INERT INGREDIENTS: 90.0%
TOTAL: 100.0%

**KEEP OUT OF REACH OF CHILDREN
DANGER PELIGRO**

SEE OUTER CONTAINER FOR PRECAUTIONARY STATEMENTS AND USE DIRECTIONS.

DISPOSAL: Do not reuse container. Wrap and put in trash collection.

MASON CHEMICAL COMPANY

"THE QUATERNARY SPECIALISTS"

721 W. Algonquin Road
Arlington Heights, IL 60005

847-290-1621

Toll Free:

1-800-362-1855



PELIGRO: SI NO PUEDE LEER EN INGLES, PREGUNTE A SU SUPERVISOR SOBRE LAS INSTRUCCIONES DE USO APROPIADAS ANTES DE TRABAJAR CON ESTE PRODUCTO.
DANGER: IF YOU CANNOT READ ENGLISH, ASK YOUR SUPERVISOR TO EXPLAIN THE APPROPRIATE DIRECTIONS FOR USE BEFORE WORKING WITH THIS PRODUCT.

ONE OUNCE PACKET LABEL TO BE USED WITH MASTER CONTAINER LABEL FOR NONFOOD CONTACT SANITIZER

FOR NONFOOD CONTACT SANITIZATION

MIX EACH PACKET WITH 4 GALLONS OF WATER

MAQUAT® 10

E.P.A. Reg. No. 10324-63 E.P.A. Est. No. 10324-IL-1

NET CONTENTS: 1.0 FLUID OZ.

ACTIVE INGREDIENTS:

Alkyl (C₁₄ 60%, C₁₆ 30%, C₁₂ 5%, C₁₈ 5%)
dimethyl benzyl ammonium chloride..... 5.0%
Alkyl (C₁₂ 68%, C₁₄ 32%)
dimethyl ethylbenzyl ammonium chloride..... 5.0%

INERT INGREDIENTS: 90.0%
TOTAL: 100.0%

KEEP OUT OF REACH OF CHILDREN

DANGER PELIGRO

SEE OUTER CONTAINER FOR PRECAUTIONARY STATEMENTS AND USE DIRECTIONS.

DISPOSAL: Do not reuse container. Wrap and put in trash collection.

MASON CHEMICAL COMPANY
"THE QUATERNARY SPECIALISTS"

721 W. Algonquin Road
Arlington Heights, IL 60005

847-290-1621

Toll Free:

1-800-362-1855



PELIGRO: SI NO PUEDE LEER EN INGLES, PREGUNTE A SU SUPERVISOR SOBRE LAS INSTRUCCIONES DE USO APROPIADAS ANTES DE TRABAJAR CON ESTE PRODUCTO.
DANGER: IF YOU CANNOT READ ENGLISH, ASK YOUR SUPERVISOR TO EXPLAIN THE APPROPRIATE DIRECTIONS FOR USE BEFORE WORKING WITH THIS PRODUCT.

SECONDARY CONTAINER LABEL

(Note to Reviewer: This secondary container label will be used only when the product is diluted in accordance with the use directions.)

MAQUAT® 10

E.P.A. Reg. No. 10324-63 E.P.A. Est. No. 10324-IL-1

The product in this container is diluted as directed on the pesticide product label.

ACTIVE INGREDIENTS:

Alkyl (C₁₄ 60%, C₁₆ 30%, C₁₂ 5%, C₁₈ 5%)
dimethyl benzyl ammonium chloride..... 5.0%
Alkyl (C₁₂ 68%, C₁₄ 32%)
dimethyl ethylbenzyl ammonium chloride..... 5.0%

INERT INGREDIENTS: 90.0%
TOTAL: 100.0%

KEEP OUT OF REACH OF CHILDREN

DANGER PELIGRO

PRECAUTIONARY STATEMENTS

HAZARDS TO HUMANS AND DOMESTIC ANIMALS

DANGER. Keep Out of Reach of Children. Corrosive. Causes irreversible eye damage and skin burns. Harmful if swallowed or absorbed through the skin. Do not get into eyes, on skin or on clothing. Wear goggles or face shield and rubber gloves and protective clothing when handling. Wash thoroughly with soap and water after handling and before eating, drinking, chewing gum, using tobacco or using the toilet. Remove contaminated clothing and wash clothing before reuse.

Follow the directions for use on the pesticide label when applying this product. See product label for Storage and Disposal instructions.

MASON CHEMICAL COMPANY

"THE QUATERNARY SPECIALISTS"

721 W. Algonquin Road
Arlington Heights, IL 60005

847-290-1621

Toll Free:

1-800-362-1855



PELIGRO: SI NO PUEDE LEER EN INGLES, PREGUNTE A SU SUPERVISOR SOBRE LAS INSTRUCCIONES DE USO APROPIADAS ANTES DE TRABAJAR CON ESTE PRODUCTO.
DANGER: IF YOU CANNOT READ ENGLISH, ASK YOUR SUPERVISOR TO EXPLAIN THE APPROPRIATE DIRECTIONS FOR USE BEFORE WORKING WITH THIS PRODUCT.