

10324-48

9/2/2014

117



UNITED STATES ENVIRONMENTAL PROTECTION AGENCY
WASHINGTON, D.C. 20460

SEP 2 2014

OFFICE OF CHEMICAL SAFETY
AND POLLUTION PREVENTION

Ms. Lisa M. Amadio
Regulatory Manager
Mason Chemical Company
721 W. Algonquin Rd.
Arlington Heights, IL 60005

Subject: **Maquat MC1412-5%-S**
EPA Registration Number 10324-48
Application Dated June 7, 2014
EPA Received June 10, 2014

Dear Ms. Amadio:

The following amendment submitted in connection with registration under the Federal Insecticide, Fungicide and Rodenticide Act (FIFRA), as amended, is acceptable.

Proposed Amendment:


- Remove optional KOROC from Precautionary Statement
- Made Spanish Statement optional
- Remove DOT 4
- Update the First Aid 5
- Correct "containerized" for CA and 6 also update the Storage & Disposal

General Comments:

Submit and/or cite all data required for registration/reregistration/registration review of your product when the Agency requires all registrants of similar products to submit such data.

The next label printing of this product must use this labeling unless subsequent changes have been approved. You must submit one (1) copy of the final printed labeling before you release the product for shipment with the new labeling. In accordance with 40 CFR 152.130(c), you may distribute or sell this product under the previously approved labeling for 18 months from the date of this letter. After 18 months, you may only distribute or sell this product if it bears this new revised labeling or subsequently approved labeling. "To distribute or sell" is defined under FIFRA section 2(gg) and it's implementing regulation at 40 CFR 152.3.

Should you have any questions or comments concerning this letter, please contact Drusilla Copeland at (703) 308-6224.

Sincerely,


Velma Noble
Product Manager (31)
Regulatory Management Branch I
Antimicrobials Division (7510P)



MASON CHEMICAL COMPANY
The Quaternary Specialists™

721 W. Algonquin Road • Arlington Heights, IL 60005 • 847-290-1621 or 800-362-1855

EPA Reg. No. 10324-48
EPA Est. No.

MAQUAT® MC 1412-5%-S

**PRECAUTIONARY STATEMENTS
HAZARDS TO HUMANS
AND DOMESTIC ANIMALS**

DANGER. Corrosive. Causes irreversible eye damage and skin burns. Harmful if swallowed. Do not get into eyes, on skin or on clothing. Wear protective eyewear (goggles, face shield, or safety glasses), rubber gloves and protective clothing when handling. Wash thoroughly with soap and water after handling and before eating, drinking, using tobacco or using the toilet. Remove contaminated clothing and wash anything before reuse.

(If container is equal to or larger than 5 gallons, the following statement must appear on the label)

ENVIRONMENTAL HAZARDS

This pesticide is toxic to fish and aquatic invertebrates. Do not discharge effluent containing this product into lakes, streams, ponds, estuaries, oceans or other waters unless in accordance with the requirements of a National Pollutant Discharge Elimination System (NPDES) permit and the permitting authority has been notified in writing prior to discharge. Do not discharge effluent containing this product to sewer systems without previously notifying the local sewage treatment plant authority. For guidance contact your State Water Board or Regional Office of the EPA.

(For containers up to 5 gallons, use the following environmental hazard)

ENVIRONMENTAL HAZARDS

This product is toxic to fish.

PHYSICAL OR CHEMICAL HAZARDS

Do not mix with any other chemicals.

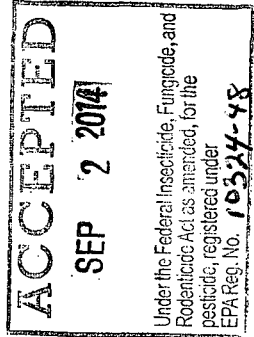
(Note to Reviewer: The below statements are optional.)

**PELIGRO: SI NO PUEDE LEER EN INGLES, PREGUNTE A SU SUPERVISOR SOBRE LAS INSTRUCCIONES DE USO APROPIADAS ANTES DE TRABAJAR CON ESTE PRODUCTO.
DANGER: IF YOU CANNOT READ ENGLISH, ASK YOUR SUPERVISOR TO EXPLAIN THE APPROPRIATE DIRECTIONS FOR USE BEFORE WORKING WITH THIS PRODUCT.**

{Batch No./Manufacturing No./Lot No./Date:}

{Product of USA} {Made in the USA}

Net Contents:



(Note to Reviewer: Text in () or () is considered optional text.)

For Control of Algae and Algae Slime Growth in Swimming Pools, (Outside) Spas/Whirlpools/Hot Tub Baths, (Containedized) Decorative Fountains. ("Containedized", "Outside" description is required for use in California.)

ACTIVE INGREDIENTS

Alkyl (50%C₁₄, 40%C₁₂, 10%C₁₆) dimethyl benzyl ammonium chloride 5.00%

INERT INGREDIENTS:

TOTAL: 100.00%

Product weighs 8 lbs. per gallon

KEEP OUT OF REACH OF CHILDREN

DANGER PELIGRO

See left-(back)-(side)-(right) panel (or label)-(below)-for additional precautionary statements and first-aid statements.

FIRST AID

In case of emergency, call a poison control center or doctor for treatment advice. Have the product container or label with you when calling a poison control center or doctor, or going for treatment.

IF IN EYES: Hold eye open and rinse slowly and gently with water for 15-20 minutes. Remove contact lenses, if present, after first 5 minutes, then continue rinsing eye.

IF ON SKIN OR CLOTHING: Take off contaminated clothing. Rinse skin immediately with plenty of water for 15-20 minutes.

IF SWALLOWED: Call a poison control center or doctor immediately for treatment advice. Have person sip a glass of water if able to swallow. Do not induce vomiting unless told to do so by a poison control center or doctor. Do not give anything by mouth to an unconscious person.

IF INHALED: Move person to fresh air. If person is not breathing, call 911 or an ambulance, then give artificial respiration, preferably mouth-to-mouth, if possible.

NOTE TO PHYSICIAN: Probable mucosal damage may contraindicate the use of gastric lavage.

3/7

• 5% Concentration

- Kills and prevents Algae

MAQUAT[®] MC1412-5%-S is compatible with many swimming pool chemicals and when used as directed it is not harmful to the metal paint, plastic or tile surfaces of the swimming pool.

MAQUAT[®] MC1412-5%-S, when used as directed, will help improve the appearance and cleanliness of the swimming pool water.

MAQUAT[®] MC1412-5%-S helps inhibit the growth of unsightly algae.

MAQUAT[®] MC1412-5%-S when properly stored for prolonged periods of time, will not lose its effectiveness or strength.

MAQUAT[®] MC1412-5%-S requires no special equipment for treating swimming pool water. The correct use-dilution may be added directly to the pool in any spot, or added to the water-circulation equipment.

This product is efficient and stable in use dilution.

This product is compatible with most chemicals used in pool water and will not damage tile, concrete, metal or plastics.

This product keeps pool water free and sparkling, clear of visible green and blue-green algae, slime and green brown colors.

This product improves filter operation and reduces need for other chemicals.

This product imparts tone and a pleasant "feel" to swimming pool water.

This product is formulated to complement swimming pool water being treated with normal chlorine systems. It is especially effective against growth of algae and being non-volatile, aids in maintaining pool water clarity and sparkle. The residual effectiveness of this algacide tends to stabilize the total chemical treatment system.

This product is compatible with most chemicals normally used in swimming pool maintenance. However, in its concentrated form, this chemical must not come in contact with high concentrations of chlorine or any other oxidizer. **DO NOT MIX THIS PRODUCT AND CHLORINE OR ANY OTHER OXIDIZER TOGETHER** before adding to the pool. These chemicals must be handled separately.

This product was formulated to complement most swimming pool sanitizers. This product is not a stand-alone product. It must be used with either halogen based or non-halogen based pool sanitizers. This product supports your overall pool chemical maintenance program, offering a residual effectiveness that protects your pool against algae formation while keeping your pool water sparkling clear. This product protects the unattended pool when you're away (refer to Vacation Treatment section under Directions For Use).

DIRECTIONS FOR USE

It is a violation of Federal Law to use this product in a manner inconsistent with its labeling.

Please read entire label and use strictly in accordance with precautionary statements and directions.

APPLICATION FOR SWIMMING POOLS

This product requires no special equipment for treating swimming pool water. The correct use dilution may be added directly to the pool in any spot or added to the water circulation equipment. This product works best when added by itself directly to pool water.

INSTRUCTIONS FOR USE WITH HALOGEN BASED POOL SANITIZERS

This product is formulated to complement most swimming pool sanitizers. When using other products as outlined in Directions For Use on those products, always follow Directions For Use of those products. This product is effective against the growth of algae. This product is efficient and non-staining when used as directed. This product will not evaporate and its algae fighting abilities actually increase as pool water temperature increases.

Ensure all pool equipment is working properly. Backwash the filter system following manufacturer's directions. Adjust pH to between 7.2-7.6. In outdoor chlorine treated pools, add stabilizer to establish a minimum level of 40-50 ppm to reduce the degradative effects of sunlight upon the chlorine residual. Check for metals and if present add a stain and scale inhibitor to prevent staining of pool surface due to metal. Maintain sanitizer residual in accordance with label directions found on your sanitizer of choice. This product is effective in controlling the growth of the following types of algae: *Chlorella pyrenoidosa* (green algae), *Phormidium inundatum* (blue-green algae) and *Phormidium ritzii*. When using other products as outlined in directions for this product, always follow directions on those products.

1. **Dosages** - For pools, which are, free of algae or contain algae growth.

Initial Application: For an initial application, pour directly into pool at a rate of 1 gallon of this product per 25,000 gallons of water (2 ppm). More rapid distribution will be achieved by pouring a portion of the specified amount into several areas of the pool until all of the required quantity has been added. Recirculation accomplished by running the filter will assure rapid dispersion of product.

Maintenance: Pour directly into pool at a rate of 32 ounces per 25,000 gallons of water (5 ppm) every 3-5 days depending on weather and use factors. After each rain of consequence, add 32 ounces per 25,000 gallons water. Even when the pool may not be in use for periods of time, algacide additions should be made since a heavy accumulation of algae growth is difficult to remove. The appropriate amount of this product should be added by pouring a portion of the specified amount into several areas of the pool until the required quantity has been added. Recirculation accomplished by running the filter will assure rapid dispersion of product.

2. **Reentry Interval:** swimmers are allowed to re-enter the pool 15 minutes after application of the product.

3. Ensure that water quality conditions are maintained for the successful use of the product.

Booster Application

Add 32 ounces of this product per 25,000 gallons of water after a heavy or prolonged rainfall or when there is a heavy bathing load.

The above directions must be followed even when the pool is not in use.

If algae growth is noticeable, apply initial dose.

Vacation Treatment

When you are going to be away for one week or more add 48 ounces of this product per 10,000 gallons of water for every week unattended. Pour product around the edges of the shallow end of the pool, if shock is also being applied in the deep end of pool.

FOR WINTERIZING POOLS BEFORE FREEZING (Not Applicable in California)

Test the water and adjust to the proper levels.

After pool is no longer in use, super-chlorinate, using a recommended winter shock treatment, according to label directions. Allow pump to circulate for several hours or overnight.

Add winterizing algaecide directly to pool water, walking around the pool, so that it is evenly distributed. Use at the rate of 1 gallon per 25,000 gallons. Allow to circulate for a few hours.

Clean pool water line; shut down filter, drain pump, and winterize as per manufacturer's instructions. Cover with a solid cover if possible. Pools without a solid cover may need a second treatment later in the non-swimming season.

OPTIONAL INSTRUCTIONS FOR USE WITH NON-HALOGEN BASED POOL SANITIZERS

This product is formulated to complement swimming pool water being treated with the BioGuard Softswim System, Bacquacil and other non-halogen systems. When using other products as outlined in Directions For Use for this product, always follow Directions For Use of those products. This product is efficient and non-staining when used as directed. This product will not evaporate and its algae fighting abilities actually increases as the pool water temperature increases. The residual effectiveness of this product tends to stabilize the total chemical treatment system.

Ensure all pool equipment is working properly. Backwash the filter system following manufacturer's directions. Adjust pH between 7.2-7.6. Check for metals and if present add satin and scale inhibitor to prevent staining of pool surface due to metals.

Add this product directly into pool by pouring around entire outside perimeter of pool. Allow the filter to run for at least six (6) hours after adding algaecide. During this period, swimmers must not be allowed into the water.

INITIAL APPLICATION (Note to reviewer: The term "to waste" is not for use in California.):

1. Backwash the filter thoroughly.
2. Vacuum algae debris (to waste) and thoroughly brush pool.
3. Add 1 gallon of this product per 25,000 gallons of water (or ratio thereof).
4. Vacuum pool after 24 hours to remove dead algae.
5. If algae are still visible repeat dose (steps 3 & 4) as necessary until pool is free of visible algae.
6. Once algae are under control, clean filter and return to normal operation.

MAINTENANCE APPLICATION

Add 32 ounces per 25,000 gallons of water every 3-5 days or as needed to maintain 0.5 ppm active.

BOOSTER APPLICATION

Add 32 ounces of this product in 25,000 gallons of water after a heavy or prolonged rainfall or when there is a heavy bathing load.

The above directions must be followed even when the pool is not in use.

If algae growth is noticeable, apply initial dose.

VACATION TREATMENT

When you are going to be away for one week or more add 48 ounces of this product per 10,000 gallons of water for every week unattended. Pour product around the edges of the shallow end of the pool, if shock is also being applied in the deep end of pool.

WINTERIZATION METHOD (not applicable in California)

This product may be used with the following pool chemicals to form a winterization "package".

Directions:

1. Add a maintenance dose of chloride or oxygen shock.
2. Top up BioGuard Softswim System, Bacquacil or other non-halogen systems to 50 ppm.

3. Add 1 gallon per 25,000 (or ratio thereof) of water left in pool. This dose helps provide a measure of control of algae growth during the winter months. This treatment will also help the servicing of the pool before it is returned to use the following season.

4. Allow filter to run for several hours after chemical additions for good mixing.

Note: Before using chlorine or oxygen shock, read the Directions for Use and Precautionary Statements specific to that product.

| Swimming Pool Capacity/Gallon of Water | Initial Treatment | Maintenance Dose |
|--|-------------------|------------------|
| 2,500 | 12.8 ounces | 3.2 ounces |
| 5,000 | 25.6 ounces | 6.4 ounces |
| 10,000 | 51.2 ounces | 12.8 ounces |
| 12,500 | 64.0 ounces | 16.0 ounces |
| 15,000 | 76.8 ounces | 19.2 ounces |
| 20,000 | 102.4 ounces | 25.6 ounces |
| 25,000 | 1 gallon | 32.0 ounces |

OR

(Usage chart for one quart (32 oz.) containers)

| Swimming Pool Capacity/Gallon of Water | Initial Treatment | Maintenance Dose Booster Dose |
|--|-------------------|----------------------------------|
| 2,500 | 12.8 ounces | 3.2 ounces |
| 5,000 | 25.6 ounces | 6.4 ounces |
| 6,250 | 32.0 ounces | 8.0 ounces |

TO DETERMINE POOL CAPACITY

Rectangular Pools: Length (times) width (times) average depth (in feet) (times) 7.5 (equals) gallons.

Round and Oval Pools: Long diameter (times) short diameter (times) average depth (in feet) (times) 5.9 (equals) gallons

DIRECTIONS FOR USE IN SPAS/WHIRLPOOLS/HOT TUBS ("Outside" description not for use in California)

Initial Dose: Add 25.6 ounces of this product per 5,000 gallons of water. Initial dose is used upon filling of spa/whirlpool/hot tub bath.

Maintenance Dose: Add 6.4 ounces of this product per 5,000 gallons of water. Maintenance dose should be added at 3-5 day intervals. If high temperatures prevail or spa/whirlpool/hot tub bath has unusually heavy use, add maintenance dose more frequently. Drain and clean outside spa/whirlpool/hot tub bath at least once a month or as needed depending upon bather load.

CONTROLLING ALGAE GROWTH

BIRD BATHS: Do not use with fish. Clean to remove algae growth prior to filling birdbath. Then spray all exposed surfaces with a solution of 2 ounces of this product per gallon of water. Allow to air dry and brush off dead algae.

Or

INSTRUCTIONS FOR BIRD BATHS

This product is toxic to fish. **DO NOT** use this product when fish are present.

Initial Dose:

1. Drain Bird Bath.
2. Wipe, mop or spray all exposed surfaces using 1 ounce of this product per gallon of water. Spray device must be a mechanical coarse spray device. When applied with spray device, surfaces must be sprayed until thoroughly wetted. Do not rinse.
3. Allow to air dry and brush off dead algae. Repeat, if necessary, until no algae is visible.
4. Refill Bird Bath with fresh water.

Maintenance Dose: Repeat initial treatment when algae growth returns.

ALGAE CONTROL ON WALKWAYS: For heavy infestations, spray or swab a solution of 2 ounces of this product per gallon of water. Let stand for an hour or more then brush and wash away dead algae. Soak area again with the solution. Do not rinse. Allow to dry on the surface and repeat application when algae growth returns. *(Not for use in CA)*

INSTRUCTIONS FOR CONTAINERIZED DECORATIVE FOUNTAINS AND POOLS

(Note to Reviewer: "Containerized" description must be used in California.)
This product is toxic to fish. **DO NOT** use this product when fish are present.

Initial Dose:

1. Remove floating algae by raking, dragging with cable or chain or any other suitable method. It is more economical to remove floating type algae (if possible) before the water is treated.
2. Add this product at any point that is convenient, such as the bowl, pool, or sump.
3. Add 1 gallon of this product to each 25,000 gallons (32 ounces per 6,250 gallons) or ratio thereof.

Weekly Maintenance Dose: Add 1 quart of this product to each 25,000 gallons of water every 3-5 days.

Each month drain and clean bowl. Refill with fresh water and repeat initial treatment. Draining removes airborne dirt, dust, contamination and alkali buildup.

| Decorative Fountain or Pools Capacity in gallons of water | Initial Treatment | Maintenance Dose Booster Dose |
|---|-------------------|----------------------------------|
| 25,000 | 128 ounces | 32.0 ounces |
| 12,500 | 64.0 ounces | 16.0 ounces |
| 6,250 | 32.0 ounces | 8.0 ounces |
| 3,125 | 16.0 ounces | 4.0 ounces |
| 1,562 | 8.0 ounces | 2.0 ounces |
| 781 | 4.0 ounces | 1.0 ounces |
| 390 | 2.0 ounces | ½ ounce |
| 195 | 1.0 ounce | ¼ ounce |

OR

(Usage chart for one-quart containers)

| Decorative Fountain or Pools Capacity in gallons of water | Initial Treatment | Maintenance Dose Booster Dose |
|---|-------------------|----------------------------------|
| 195 | 1.0 ounce | ¼ ounce |
| 390 | 2.0 ounces | ½ ounce |
| 781 | 4.0 ounces | 1.0 ounces |
| 1,562 | 8.0 ounces | 2.0 ounces |
| 3,125 | 16.0 ounces | 4.0 ounces |
| 5,000 | 25.6 ounces | 6.4 ounces |
| 6,250 | 32.0 ounces | 8.0 ounces |

STORAGE AND DISPOSAL

Do not contaminate water, food, or feed by storage and disposal.

{PESTICIDE} STORAGE: Store only in original container. Keep this product under locked storage sufficient to make it inaccessible to children or persons unfamiliar with its proper use.

PESTICIDE DISPOSAL: Pesticide wastes are acutely hazardous. Improper disposal of excess pesticide, spray mixture or rinsate is a violation of Federal Law. If these wastes cannot be disposed of by use according to label instructions, contact your State Pesticide or Environmental Control Agency, or the Hazardous Waste Representative at the nearest EPA Regional Office for guidance.

CONTAINER HANDLING:

(Note to Reviewer: One or more of the following paragraphs for Container Handling will be selected, depending on packaging use/type.)

{For products with industrial, institutional, commercial use – May choose appropriate non-refillable/refillable statement.}

{For non-refillable containers equal to or less than 5 gal.}

Non-Refillable Container. Do not reuse or refill this container. Triple rinse container (or equivalent) promptly after emptying. Triple rinse as follows: Fill the container ¼ full with water and recap. Shake for 10 seconds. Drain for 10 seconds after the flow begins to drip. Follow Pesticide Disposal instructions for rinsate disposal. Repeat this procedure two more times. Then offer for recycling if available or puncture and dispose of in a sanitary landfill, or by incineration.


{For non-refillable containers greater than 5 gal.}

Non-Refillable Container. Do not reuse or refill this container. Triple rinse container (or equivalent) promptly after emptying. Triple rinse as follows: Fill the container ¼ full with water. Replace and tighten closures. Tip container on its side and roll it back and forth, ensuring at least one complete revolution, for 30 seconds. Stand the container on its end and tip back and forth several times. Turn the container over onto its other end and tip back and forth several times. Follow Pesticide Disposal instructions for rinsate disposal. Repeat this procedure two more times. Then offer for recycling if available or puncture and dispose of in a sanitary landfill, or by incineration.

{Refillable containers}

Refillable Container. Refill this container with this product only. Do not reuse this container for any other purpose. Cleaning the container before final disposal is the responsibility of the person disposing of the container. Cleaning before refilling is the responsibility of the refiller. To clean the container before final disposal empty the remaining contents from this container into application equipment or a mix tank. Fill container about 10 percent full with water. Agitate vigorously or recirculate water with the pump for 2 minutes. Pour or pump rinseate into application equipment or rinseate collection system. Repeat this rinsing procedure two more times.

Made in USA



[Optional - for use on residential use swimming pool and spa products.]



7/7