

10324-21

12-14-2011

1/13

UNITED STATES ENVIRONMENTAL PROTECTION AGENCY

Elizabeth Tannehill
Mason Chemical Company
721 W. Algonquin Rd.
Arlington Heights, Il 60005

DEC 14 2011

SUBJECT: Maquat® LC12S-50%-EU (EPA Registration Number: 10324-21),
Maqua®t LC12S-NT (EPA Registration Number: 10324-186)
Maquat® LC12S-10% (EPA Registration Number: 10324-20)
Maquat® LC12S -40%-LF (EPA Registration Number: 10324-193)
Application Date: November 7, 2011
Receipt Date: November 15, 2011

Dear Ms. Tannehill:

This letter acknowledges receipt of the notification identified above submitted under provisions of the Federal Insecticide, Fungicide, and Rodenticide Act (FIFRA) as amended and PR Notice 98-10 and 40 CFR 152.46.


- The Addition of a note to reviewer on page 2 on the family labels belonging to the active Maquat® LC12S.

Based on a review of the submitted information, this notification is acceptable. A copy has been inserted in your file for future reference.

General Comments

Should you have any questions concerning this letter, please contact Emilia Oiguenblik at (703) 347-0199 or Velma Noble at (703) 308-6233.

Sincerely,



Velma Noble
Product Manager (31)
Regulatory Management Branch I
Antimicrobials Division (7510P)

CONCURRENCES

SYMBOL	SURNAME	DATE						
.....
.....
.....



United States
Environmental Protection Agency
Washington, DC 20460

<input type="checkbox"/>	Registration
<input type="checkbox"/>	Amendment
<input checked="" type="checkbox"/>	Other

OPP Identifier Number

Application for Pesticide - Section I

1. Company/Product Number 10324-21	2. EPA Product Manager Noble	3. Proposed Classification <input checked="" type="checkbox"/> None <input type="checkbox"/> Restricted
4. Company/Product (Name) Maquat LC12S-50% EU	PM# 31	
5. Name and Address of Applicant (Include ZIP Code) Mason Chemical Company 721 W. Algonquin Rd. Arlington Heights, IL 60005 <input type="checkbox"/> Check if this is a new address	6. Expedited Review. In accordance with FIFRA Section 3(c)(3) (b)(i), my product is similar or identical in composition and labeling to: EPA Reg. No. _____ Product Name _____	

Section - II

<input type="checkbox"/> Amendment - Explain below.	<input type="checkbox"/> Final printed labels in response to Agency letter dated _____
<input type="checkbox"/> Resubmission in response to Agency letter dated _____	<input type="checkbox"/> "Me Too" Application.
<input checked="" type="checkbox"/> Notification - Explain below.	<input type="checkbox"/> Other - Explain below.

Explanation: Use additional page(s) if necessary. (For section I and Section II.)

We are adding a "Note to Reviewer" statement on page 2.

This notification is consistent with the provisions of PR Notice 95-2 and EPA regulations at 40 CFR 152.46, and no other changes have been made to the labeling or the confidential statement of formula of this product. I understand that it is a violation of 18 U.S.C. Sec. 1001 to willfully make any false statement to EPA. I further understand that if this notification is not consistent with the terms of PR Notice 95-2 and 40 CFR 152.46, this product may be in violation of FIFRA and I may be subject to enforcement action and penalties under sections 12 and 14 of FIFRA.

We feel this is a Notification and requires no fee payment. We understand the EPA will contact us with payment information, if needed, upon receipt of application.

Contact Information: Elizabeth (Liz) Tannehill, liz@maquat.com fax number 847-290-1625 voice number 847-290-1621

Section - III

1. Material This Product Will Be Packaged In:				2. Type of Container	
Child-Resistant Packaging <input type="checkbox"/> Yes <input checked="" type="checkbox"/> No	Unit Packaging <input type="checkbox"/> Yes <input checked="" type="checkbox"/> No	Water Soluble Packaging <input type="checkbox"/> Yes <input checked="" type="checkbox"/> No		<input type="checkbox"/> Metal	<input checked="" type="checkbox"/> Plastic
				<input type="checkbox"/> Glass	<input type="checkbox"/> Paper
* Certification must be submitted		If "Yes" Unit Packaging wgt.	No. per container	Other (Specify) _____	
3. Location of Net Contents Information <input checked="" type="checkbox"/> Label <input checked="" type="checkbox"/> Container		4. Size(s) Retail Container 1 qt., 1 gal., 5 gal., 55 gal.		5. Location of Label Directions <input checked="" type="checkbox"/> On Label	
6. Manner in Which Label is Affixed to Product <input checked="" type="checkbox"/> Lithograph <input checked="" type="checkbox"/> Paper glued <input checked="" type="checkbox"/> Stenciled			<input type="checkbox"/> Other _____		

Section - IV

1. Contact Point (Complete items directly below for identification of individual to be contacted, if necessary, to process this application.)		
Name Elizabeth Tannehill	Title Regulatory Manager	Telephone No. (Include Area Code) 847-290-1621
Certification I certify that the statements I have made on this form and all attachments thereto are true, accurate and complete. I acknowledge that any knowingly false or misleading statement may be punishable by fine or imprisonment or both under applicable law.		6. Date Application Received (Stamped)
2. Signature 	3. Title Regulatory Manager	
4. Typed Name Elizabeth Tannehill	5. Date 11/7/11	



MASON CHEMICAL COMPANY

"The Quaternary Specialists"

November 7, 2011

Velma Noble
Document Processing Desk (AMEND)
Office of Pesticide Programs (7510P), PM31
U.S. Environmental Protection Agency
Room S4900, One Potomac Yard
2777 S. Crystal Dr.
Arlington, VA 22202

Subject: Maquat® LC12S-50%EU (10324-21), Maquat® LC12S-NT (10324-186), Maquat® LC12S-10% (10324-20), and Maquat® LC12S-40%LF (10324-193)
Notification

Dear Velma,

This is a Notification for the addition of a "Note to Reviewer" on page 2 on the family of labels belonging to the active Maquat LC12S and does not require a fee.

Enclosed are the following items:

1. Application/Notification form (4 included – one for each label)
2. One (1) copy of label –4 individual labels included

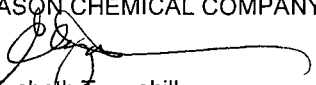
Based on a conversation between Erin Tesch (TSG) and EPA on our behalf, it is noted that the paragraph on page 2 starting with "Use of the products in either public/municipal or single or multiple family....." is not required for recirculating cooling tower systems. Therefore, we are adding a note to the reviewer stating this paragraph is limited to Once Through Cooling Systems.

This is the only change being made on these labels.

If you have any questions or need any further information, please do not hesitate to contact me at (800) 362-1855 or liz@maquat.com. Your prompt attention to this matter is most appreciated.

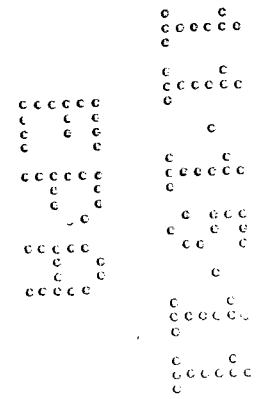
Very truly yours,

MASON CHEMICAL COMPANY



Elizabeth Tannehill

Enclosures





MASON CHEMICAL COMPANY
 "The Quaternary Specialists"
 721 W. Algonquin Road, Arlington Heights, IL 60005 | 847-290-1621 or 800-362-1855

E.P.A. Reg. No. 10324-21
 E.P.A. Est. No. 10324-IL-1

MAQUAT® LC12S-50% EU
 Net Contents: _____
 Batch No: _____

**PRECAUTIONARY STATEMENTS
 HAZARDS TO HUMANS
 AND DOMESTIC ANIMALS**

DANGER. Keep out of Reach of Children. Corrosive. Causes irreversible eye damage and skin burns. Harmful if swallowed or absorbed through skin. Do not get into eyes, on skin or on clothing. Wear protective eyewear (goggles, safety glasses or face shield), protective clothing, and rubber gloves. Wash thoroughly with soap and water after handling and before eating, drinking, chewing gum or using tobacco or using the toilet. Remove contaminated clothing and wash clothing before reuse. Prolonged or frequent skin contact may cause allergic reactions in some individuals.

(If container is 5 gallons or larger the following statement must appear on the label)

ENVIRONMENTAL HAZARD

This pesticide is toxic to fish, aquatic invertebrates, oysters, and shrimp. Do not discharge effluent containing this product into lakes, streams, ponds, estuaries, oceans or other waters unless in accordance with the requirements of a National Pollutant Discharge Elimination System (NPDES) permit and the permitting authority has been notified in writing prior to discharge. Do not discharge effluent containing this product into sewer systems without previously notifying the local sewage treatment plant authority. For guidance contact your State Water Board or Regional Office of the EPA.

(Use the statement below for swimming pools only and less than 5 gallon containers.)

ENVIRONMENTAL HAZARD

This product is toxic to fish.

PHYSICAL OR CHEMICAL HAZARDS

Do not use or store near heat or open flame or in car.
 Do not mix with soap, anionic detergents or oxidizers.

FIRST AID

Have the product container or label with you when calling a poison control center or doctor, or going for treatment. **IF ON SKIN OR CLOTHING:** Take off contaminated clothing. Rinse skin immediately with plenty of water for 15-20 minutes. Call a poison control center or doctor for treatment advice. **IF IN EYES:** Hold eye open and rinse slowly and gently with water for 15-20 minutes. Remove contact lenses, if present, after first 5 minutes, then continue rinsing eye. Call a poison control center or doctor for treatment advice. **IF SWALLOWED:** Call a poison control center or doctor immediately for treatment advice. Have person sip a glass of water if able to swallow. Do not induce vomiting unless told to do so by a poison control center or doctor. Do not give anything by mouth to an unconscious person. **NOTE TO PHYSICIAN:** Probable mucosal damage may contraindicate the use of gastric lavage.

MAQUAT LC12S-50% EU for control of Algae, Fungal And Bacterial Slimes in Recirculating Water Systems, Auxiliary Water and Waste Water Systems and Water Cooling Systems, Oil Field Water Flood/Salt Water Disposal Systems, Molluscs in Once Through Freshwater Cooling Systems, Mold, Mildew and Fungi in Sap Stains and Wood Preservatives. Controls bacteria and fungal slimes in pulp, paper mills and paper manufacturing. (The uses "Retort Water Systems and Oil Field and Gas Production sites" not for use in California.) (Use for Fungal slime and Molluscs not allowed in California)

ACTIVE INGREDIENTS:

n-Alkyl (67%C₁₂, 25%C₁₄, 7%C₁₆, 1%C₁₈) 50.0%
 dimethyl benzyl ammonium chloride..... 50.0%

INERT INGREDIENTS:

TOTAL: 100.0%

Weight: Approx. 8lbs./gallon

**KEEP OUT OF REACH OF CHILDREN
 DANGER PELIGRO**

See left (back) (side) (right) panel (of label) (below) for additional precautionary statements and first aid statements.

(Note to Reviewer: This information has been verified per DOT regulations. It is NOT required to be on the label but is being requested by a customer.)

Transportation Information

DOT Hazard Class: 8 Corrosive

DOT Proper Shipping Name: Disinfectant Liquid Corrosive (Quaternary Ammonium Compound), 8, UN1903, PGI1

PELIGRO: SI NO PUEDE LEER EN INGLES, PREGUNTE A SU SUPERVISOR SOBRE LAS INSTRUCCIONES DE USO APROPIADAS ANTES DE TRABAJAR CON ESTE PRODUCTO.

Manufacturing and/or Lot no. Date:

NOTIFICATION
 Date Reviewed: 12/17/2011
 Reviewed By: E. Simpson

This formulation (Maquat® LC12S-50%EU) is for use in:

- Industrial and/or commercial recirculating cooling water towers.
- Once through water cooling systems.
- Paper mills and paper mill process water systems.
- Oil field water flood or salt water disposal system and fracturing fluids. (Not for use in CA)
- Oil field injection and waste water. (Not for use in CA)
- Gas production and transmission pipelines and systems. (Not for use in CA)
- Gas storage wells and systems. (Not for use in CA)
- Pipeline pigging and scraping operations. (Not for use in CA)
- Drilling, completion and workover fluids systems. (Not for use in CA)
- Packer fluids. (Not for use in CA)
- Hydrotesting. (Not for use in CA)

This product has been designed specifically for control of sulfate-reducing bacteria (SRB) that contribute to souring, the production of sulfide, and abiotic corrosion in water cooling systems, paper mill process water systems, oil field systems, gas production and transmission pipelines and systems. (Not for use in CA)

A microbicide for use in controlling sulfate-reducing bacteria and slime forming bacteria in oil well drilling, oil field processing applications, oil field water systems, oil and gas productions and transmission pipelines and systems, and gas storage fields and equipment; such as steam-injection water holding tanks, flood water, injection water, holding pond water, disposal-well water, water holding tanks, fuel storage tanks and related refinery and oil field closed, industrial recirculating water handling systems. (Not for use in CA)

A highly effective microbicide for use in controlling bacteria including slime forming bacteria and sulfate-reducing bacteria (SRB) and fungi (yeast and molds) and algae in air washers and industrial scrubbing systems, recirculating cooling and process water systems including those that contain reverse osmosis membranes and in service water and auxiliary systems and heat transfer systems and in wastewater systems including wastewater sludge and holding tanks, and in paper mills and paper mill process water systems and water based coatings for paper and paperboard. (Not for use in CA)

This product is efficient and stable in use dilution.

This product is compatible with most chemicals used in pool water and will not damage tile, concrete, metal or plastics.

This product keeps pool water free and sparkling, clear of visible green and blue-green algae, slime and green brown colors.

This product improves filter operation and reduces need for other chemicals.

This product imparts tone and a pleasant "feel" to swimming pool water.

This product is formulated to complement swimming pool water being treated with normal chlorine systems. It is especially effective against growth of algae and being non-volatile, aids in maintaining pool water clarity and sparkle. The residual effectiveness of this algaecide tends to stabilize the total chemical treatment system.

This product is compatible with most chemicals normally used in swimming pool maintenance; however, in its concentrated form, this chemical must not come in contact with high concentrations of chlorine or any other oxidizer. **DO NOT MIX THIS**

PRODUCT AND CHLORINE OR ANY OTHER OXIDIZER TOGETHER before adding to the pool. These chemicals must be handled separately.

This product was formulated to complement most swimming pool sanitizers. This product is not a stand-alone product, it must be used with either halogen based or non-halogen based pool sanitizers. This product supports your overall pool chemical maintenance program, offering a residual effectiveness that protects your pool against algae formation while keeping your pool water sparkling clear. This product protects the unattended pool when you're away (refer to Vacation Treatment section in Directions For Use).

DIRECTIONS FOR USE

It is a violation of Federal Law to use this product in a manner inconsistent with its labeling. Please read entire label and use strictly in accordance with precautionary statements and directions.

Do not use water containing residues from use of this product to irrigate crops for food or feed.

(Note to Reviewer: This paragraph will be used only for Once Through Cooling Systems)
Use of the product in either public/municipal or single or multiple family private/residential potable/drinking water systems is strictly prohibited. Use of the product in any cooling water system that discharges effluent within ¼ mile of either a public/municipal or single or multiple family private/residential potable/drinking water intake is strictly prohibited.

INDUSTRIAL WATER TREATMENT

This product aids in the control of bacterial, fungal and algal slimes in evaporative condensers, heat exchange water systems, industrial and commercial cooling towers, influent systems such as flow through filters and lagoons, industrial water scrubbing systems and brewery pasteurizers.

INDUSTRIAL AND/OR COMMERCIAL RECIRCULATING COOLING WATER TOWERS, RETORT WATER SYSTEMS, EVAPORATIVE CONDENSERS, HEAT EXCHANGE WATER SYSTEMS, INFLUENT SYSTEMS

(Note: Retort Water Systems use site not applicable in California)

1. **Dosing Location:** This product is to be applied at a point in the system where it will be uniformly mixed, such as at the sump.
2. **Dosing Conditions:** This product must be applied when the systems is in jeopardy of being affected or after cleaning systems where efficiency is already impaired.
3. **Method Of Application:**

a) INTERMITTENT OR SLUG METHOD

Initial Dose: When the system is noticeably fouled, apply 5.25 to 10.25 fluid ounces (20 to 40 ppm on an active quaternary basis) per 1000 gallons of water in the system. Repeat until control is achieved.

Subsequent Dose: When microbial control is evident, add 1.25 to 3.85 fluid ounces (5 to 15 ppm on an active quaternary basis) per 1000 gallons of water in the system twice weekly or as needed to maintain control. Badly fouled systems must be cleaned before treatment is begun.

b) MODIFIED INTERMITTENT METHOD

Initial Dose: When the system is noticeable fouled, apply 5.25 to 10.25 fluid ounces (20 to 40 ppm on an active quaternary basis) per 1000 gallons of water in the system. Apply half of this initial dose when half of the water in the system has been lost by blowdown.

Subsequent Dose: When control of microbial growth is evident, apply 1.33 to 3.85 fluid ounces (5 to 15 ppm on an active quaternary basis) per 1000 gallons of water in the system. Apply half of this subsequent dose when half of the water in the system has been lost by blowdown. Badly fouled systems must be cleaned before treatment is begun.

(OR)

INTERMITTENT OR SLUG METHOD

When this treatment is required, add this product at the rate of 5.25 to 10.25 ounces per 1000 gallons of water already in the system, or being added to the system, for 4 to 8 hours, 1 to 4 times per week or as needed to achieve the desired level of control. When control is obtained, add this product at the rate of 1.33 to 3.85 ounces per 1000 gallons of water in the system.

c) CONTINUOUS FEED METHOD

Initial Dose: When the system is noticeably fouled, apply 5.25 fluid ounces (20 ppm on an active quaternary basis) per 1000 gallons of water in the system.

Subsequent Dose: Maintain this treatment by starting a continuous feed of 1.33 fluid ounces (5 ppm on an active quaternary basis) per 1000 gallons of water lost by blowdown. Badly fouled systems must be cleaned before treatment is begun.

ONCE THROUGH FRESH AND SEA WATER COOLING SYSTEMS

1. Dosing Location: This product is to be applied at a point in the system where it will be uniformly mixed, such as at the sump.

2. Dosing Conditions: This product must be applied when the system is in jeopardy of being affected or after cleaning systems where efficacy is already impaired.

3. Method Of Applications:

a. INTERMITTENT OR SLUG METHOD

Initial Dose: When the system is noticeably fouled, apply 0.154 to 1.54 fluid ounces (0.6 to 6 ppm on an active quaternary basis) per 1,000 gallons of water based on system flow rates. The minimum treatment is 6 to 24 hours. Repeat until control is achieved. Deactivation must be conducted prior to discharge from the system by using bentonite clay at a minimum ratio of 5 ppm clay to 1 ppm product.

Subsequent Dose: When microbial control is evident, add 0.075 to 0.75 fluid ounces (0.3 to 3 ppm on an active quaternary basis) per 1,000 gallons of water based upon system flow rates on a as needed basis to maintain control. Frequency of feed must be tied to an in-plant monitoring program for macro clogging growth. Deactivation must be conducted prior to discharge from the system by using bentonite clay at a minimum ratio of 5 ppm clay to 1 ppm product.

DEACTIVATION: Use bentonite clay at the minimum ratio of 5 ppm clay to 1 ppm product. This product must be deactivated prior to discharge of the NPDES outfall. Do not apply this product more than 4 times a year.

(OR)

ONCE THROUGH FRESH AND SEA WATER COOLING SYSTEMS

1. Dosing Location: This product is to be applied at a point in the system where it will be uniformly mixed, such as at the sump.

2. Dosing Conditions: This product must be applied when the system is in jeopardy of being affected or after cleaning systems where efficiency is already impaired.

3. Method Of Applications:

a) Wear safety glasses, rubber gloves and impervious apron.

b) To reduce foaming, mix 2 parts of water to 1 part of this product.

c) Add product directly from drum or add the product at a point where it will be mixed uniformly.

d) Use 0.25 to 2.575 fluid ounces (1-10 ppm on an active quaternary basis) per thousand gallons.

e) Do not discharge without performing proper deactivation. To perform deactivation use Bentonite Clay. The minimum ration to be used is 5 ppm of clay to 1 ppm of product.

f) Do not use product more than 4 times per year.

g) Treatment time cannot exceed 120 hours/application.

h) Avoid oxidizers and reducing agents. Product is cationic and must not be mixed with soap or anionic surfactants.

TO DEACTIVATE:

Use bentonite clay at the minimum ratio of 5 ppm clay to 1 ppm product. Deactivation must occur prior to discharge of the NPDES outfall. Do not apply this product more than 4 times a year.

OIL FIELD & GAS PRODUCTION TREATMENT (Not for use in CA)

Specific treatment requirements vary among oil and/or gas field sites and subsystem components. The Primary point of treatment will vary among oil and/or gas field operations depending on the site problems, water-flood treatment methods and equipment. This product must be added where it will disperse rapidly and uniformly to the desired area of treatment.

OR

Additions of this product must be made with the proper type of metering pump equipment, suction (low pressure) side of pumping equipment or similar device. This product must be added to the system by slug, continuous or on an intermittent basis, depending on the degree of system fouling.

Specific treatment requirements vary among oil and/or gas field sites and subsystem components. Oil field fluids and subsystems most commonly requiring microbial contamination control are raw water sources, separators, ballast, storage and mixing tanks, screens, surface injection equipment, production equipment (such as injection and production piping casing, completion and valving) and the formation itself. The primary point of treatment will vary among oil and/or gas field operations depending on the site problems, water-flood treatment methods and equipment. This product must be added where it will disperse rapidly and uniformly to the desired area of treatment.

Additions of this product must be made with the proper type of metering pump equipment, suction (low pressure) side of pumping equipment or similar device. This product can be added to the system by slug, continuous or on an intermittent basis, depending on the degree of system found.

OIL FIELD WATER FLOOD OR SALT WATER DISPOSAL SYSTEM AND FRACTURING FLUIDS

This product must be added to the water flood or salt water disposal system at a point of uniform mixing.

1. For the control of slime forming and sulfate reducing bacteria in oil field water flood or salt water disposal systems, add 120.75 - 241.75 ounces (5 - 10 ppm on an active quaternary basis) per 3,000 barrels of water, continuously. Levels for effective control will vary depending on conditions at the site.

2. For intermittent use, dose at a rate of 120.75 - 483.75 ounces (5 - 20 ppm on an active quaternary basis) per 3,000 barrels of water for 4 to 8 hours per day, one to four times a week as needed to maintain control.

3. For treatment of flow back return water (Post Hydraulic Fracturing - Dose at a rate of 5-20ppm active of this product (120.75 - 483.75 ounces per 3,000 barrels of

water) for 4 to 8 hours per day, one to four times a week as needed to maintain control.

OILFIELD INJECTION AND WASTE WATER

This product must be added to the water handling system at a point of uniform mixing such as the area of addition of make-up water to the holding tank.

Method of application:

- 1. Continuous injection:** Add this product at 30 ppm active (7.5 fluid ounces per 1000 gallons of water) when system is noticeably fouled. When microbial control is evident, add this product at 15 ppm active (3.75 fluid ounces per 1000 gallons of water) to maintain control.
- 1. Batch treatment:** Add this product at 180 ppm active (46.25 fluid ounces per 1000 gallons of water) over a period of 4 - 6 hours one or more times per week when the system is noticeably fouled. When microbial control is evident, add this product at 90 ppm active (23 fluid ounces per 1000 gallons of water) over a period of 4 - 6 hours one or more time per week.

OR

For use in oil field and/or petrochemical water subsurface injection systems of secondary and/or tertiary oil recovery systems to reduce the number of anaerobic bacteria, aerobic bacteria, sulfate-reducing bacteria.

- 1. DOSING LOCATION (site of use):** This product is to be applied at a point in the recovery system where it will be uniformly mixed, such as at the screens, storage tanks and other mixing device locations.
- 2. DOSING CONDITIONS:** This product should be applied when the system is in jeopardy of being affected. Badly fouled systems must be cleaned before treatment is begun.
- 3. EQUIPMENT USED:** Use the injection pump to apply the product.
- 4. USE LIMITATIONS:** Dependent upon pH, temperature and salt content, adjust according to conditions found at the site as needed to maintain control.
- 5. DOSAGE APPLICATIONS:**
 - a. SLUG METHOD**

Initial Dose: When the system is noticeably fouled, apply 15.25 ounces (60 ppm active ingredient) of this product per 1000 gallons of water in the system. Apply for 3 to 8 hours daily until control is achieved.

Subsequent Dose: When microbial control is evident, add 7.5 ounces (30 ppm active ingredient) of this product per 1000 gallons of water in the system daily or as needed to maintain control.
 - b. INTERMITTENT DOSAGE**

Initial Dose: When the system is noticeably fouled, apply 15.25 ounces (60 ppm active ingredient) of this product per 1000 gallons of water in the system. Apply for 3 to 8 hours daily until control is achieved.

Maintenance Dose: When control of microbial growth is evident, apply 7.5 gallons (30 ppm active ingredient) of this product per 1000 gallons of water in the system daily or as needed to maintain control.
 - c. CONTINUOUS FEED METHOD**

Initial Dose: When the system is noticeably fouled, apply 3.75 ounces (15 ppm active ingredient) of this product per 1000 gallons of water in the system.

Subsequent Dose: Maintain this treatment by starting a continuous feed of 3.75 ounces (15 ppm active ingredient) of this product per 1000 gallons of water daily or as needed to maintain control.

OIL AND GAS PRODUCTION AND TRANSMISSION PIPELINES AND SYSTEMS

For the control of sulfate-reducing bacteria and slime forming bacteria, this product must be added at a point in the production or transmission pipeline via direct injection where uniform and maximum distribution will occur. The application must be conducted to ensure maximum distribution of the product through the internal surface of the pipeline by adding an amount of biocide which eventually comes out the other end of the pipeline. Criteria for success of the treatment will be reduction in bacterial count and/or corrosion rates. To facilitate applications, it is desirable to dilute the product with an appropriate solvent immediately before use. The concentration in the solvent must not fall below an active concentration range of 500 to 5,000 ppm based on the volume of water in the pipeline. Injections to the system must be weekly, or as needed to maintain control.

GAS STORAGE WELLS AND SYSTEMS

Individual injection wells must be treated with a sufficient quantity of this product to produce concentration of 65-1000 ppm (on an active quaternary basis) when diluted by the water present in the formation. Injection should take place before gas is injected (during the summer). Injection must be repeated yearly or as needed to maintain control.

PIPELINE PIGGING AND SCRAPING OPERATIONS

Add this product to a slug of water immediately following the scraper (ideally this water volume can be kept to a minimum and contained between the scraper and the trailing pig). Sufficient product is added to produce an effective concentration of 75 - 500 ppm on an active quaternary basis (1.875 to 12.75 ounces per 100 gallons of water) depending on the length of the pipeline and the severity of the biofouling.

DRILLING, COMPLETION AND WORKOVER FLUIDS SYSTEMS

This product is to be applied to these fluid systems at a point of uniform mixing, such as a circulating holding tank and other mixing device locations.

Initial treatment: Add 65 - 1000 ppm (on an active quaternary basis) of this product (0.4 to 6.3 gallons of this product per 100 barrels) to a freshly prepared fluid. Levels for effective control will vary depending on conditions at the site and the severity of the contamination.

Maintenance dosage: Add 65 - 1000 ppm (on an active quaternary basis) of this product (0.4 to 6.3 gallons of this product per 100 barrels) to the fluid. Levels for effective control will vary depending on conditions at the site and the severity of the contamination.

PACKER FLUIDS

This product is to be added to the packer fluid at a point of uniform mixing such as a circulating holding tank and other mixing device locations. Add 0.4 to 6.3 gallons (65 - 1000 ppm active quaternary basis) of this product per 100 barrels of packer fluid. This product is applied to a freshly prepared fluid. Levels for effective control vary depending on conditions at the site and the severity of the contamination. Seal the treated packer fluid in the wall between the casing and the production tube.

HYDROTESTING

Treat water in the hydrotest pipelines or vessels with 65 - 1000 ppm of an active quaternary basis (16.5 to 255 ounces per 1000 gallons of water) of this product, depending on the water quality and length of time the equipment will remain idle.

AUXILIARY SERVICE WATER AND WASTE WATER SYSTEM

This product is effective for the control of odor-forming and slime-forming bacterial, fungi and algae in auxiliary service water systems such as fire protection systems and pump or screen bays, water waste systems such as storage tanks, storage piles, associated piping, setting ponds or lagoons, transport spillways or canals and disposed wells.

Add 5 - 180 ppm (active) of this product (0.95 - 34 gallons per 3,000 barrels of water) continuously. This product must be added to the system at a point of uniform mixing by slug or intermittent feed or by spraying onto a waste pile. The frequency of feed or spray and the duration of treatment will depend upon the severity of the contamination. Additions to water systems must be made during the pumping operation and as close to the pump as possible to ensure adequate mixing.

PULP AND PAPER MILLS

SLIMICIDE APPLICATIONS

This product can be used as a slimicide in the manufacture of paper and paperboard, depending on the type of stock, quality of raw water, complexity of the system, and degree of contamination. Apply this product intermittently or continuously depending on mill conditions to the paper making system at a point of uniform mixing such as the beaters, thin or thick stock chests, broke chest pump, save-all tank, process tank or whitewater tank. Do not use to treat paper or paperboard which will contact food.

Initial Dose: When system is noticeably contaminated, add 0.2 to 40 gallons of this product per 100,000 gallons of whitewater to be treated (1.0 to 200 ppm of product) as a continuous or slug dose. Repeat until control is achieved. Heavily fouled systems must be boiled out prior to initial treatment.

Subsequent Dose: When microbial control is evident, add 0.2 to 20 gallons of this product per 100,000 gallons of whitewater to be treated (1.0 to 100 ppm of product) as necessary to maintain control.

CONTROL OF BACTERIAL, FUNGI/MOLD AND ALGAE ON PULP, PAPERBOARD & WET LAP

This product is used to inhibit fungal growth, which causes discoloration, odor and degradation of paper, paperboard or wet lap. Application of this product must be made at a point in the system where mixing action is good. Application can also be made at the size press or water box. Apply at a rate of 0.4 to 80 pounds of this product per ton (dry basis) of pulp or paperboard produced.

Dosing Application: This product may be drip fed continuously from the drum, diluted and showered to the wet sheet or fed by suitable pumps.

For inhibition of wet lap or sheet pulp this product must be applied to the dewatered pulp surface via applicator rolls or showers. Application can also be made at the size press or water box.

SAP STAIN CONTROL

For the control of mold, mildew and fungus on green or freshly cut lumber. May be used in a dip or spray application. Before use, dilute at a rate of 25 to 100 gallons of water per gallon of this product. Seasonal variation in storage and shipping conditions, species and condition of wood must be considered in selection of end use concentration. For effective inhibition of mold and fungus, lumber and logs must be dipped or sprayed in a manner that ensures that all surfaces are uniformly treated.

For best results, green wood must be treated immediately, at least within 24 hours after cutting or sawing. Mold and fungus growth begins immediately after cutting so delayed

treatment is much less effective and requires increased chemical concentration. Green, untreated lumber must not be used for stickers.

Freshly treated lumber must not be allowed to remain unprotected in heavy rains. Dip tanks and drip aprons must be roofed, paved and drained to prevent dilution and loss of the anti-stain solution.

Treated lumber must be stored under cover, or indoors, or at least 100 feet from any pond, lake, stream, wetland or river to prevent possible runoff of the product into the waterway. Treated lumber stored outdoors within 100 feet of a pond, lake, stream, wetland, or river must be either covered with plastic or surrounded by berm to prevent surface water runoff into the nearby waterway. If a berm is used around the site, it must consist of impermeable material (clay, asphalt, concrete) and be of sufficient height to prevent runoff during heavy rainfall events

WOOD PRESERVATIVES

This product is a concentrated biocide for use as a wood preservative. When used as directed, this product will protect treated wood articles from the destructive attack of fungi, mold, mildew and both Reticulitermes and Formosan species of termites. Treatment can be done by pressure, double vacuum, dip, brush and/or spray, although dip, brush and spray cannot be used for protection against termites. Wood articles that will be protected by these treatments would include millwork, construction timbers, decking, wood applications, wood shingles, posts and other articles to be used in above ground applications. Dilute this product in either water or mineral spirits solution to product a 0.5% to 3.0% active solution. This formulation is to be used for both pressure and double vacuum treatment.

(OR)

This product will protect treated wood articles from the destructive attack of fungi, mold or mildew. Treatment can be done by pressure or double vacuum. Wood articles that will be protected by these treatments would include millwork, construction timbers, decking, wood shingles, posts and other articles to be used in above ground applications.

OR

Treatment can be done by brush or spray for wood shingle applications, and by pressure, double vacuum or dip method for other wood products. Wood articles that will be protected by these treatments would include millwork, construction timbers, decking, wood shingles, and posts.

This product can be used in combination with other EPA registered, organic & inorganic wood preservatives or it can be used alone.

Dilute this product in either water or mineral spirits (or Sentry GoldSeal™) to produce a 0.5% to 3.0% active quaternary ammonium compound solution.

Percent Active Quat Solution	Ounces of product per gallon
0.5	1.28
1.0	2.56
1.5	3.85
2.0	5.12
2.5	6.4
3.0	7.68

To find the ounces of this product per gallon for other dilutions take the percent active desired and divide by 0.3906.

MAQUAT LC12S-50% EU AND COPPER COMPOUNDS

Mix this product with water and either (ACQ-C2 EPA Reg. No. 10465-36 or ACQ-C EPA Reg. No. 10465-33) (NW 100-C, EPA Reg. No. 3008-87 or NW 200-C, EPA Reg. No.

10465-33-3008). Refer to the product labels for ACQ-C and ACQ-C2 (NW 100-C and NW 200-C) for precise mixing instructions. **This product is only be used in combination with copper compounds in pressure treatment applications.**

MAQUAT LC12S-50% EU AND BORATES

Mix this product and either (Disodium Octaborate Tetrahydrate) Wood Bor, EPA Reg. No. 3008-61, BoraSol WP, EPA Reg. No. 69529-2, Tim-Bor, EPA Reg. No. 1624-39, or Cellu-Treat DOT Wood Preservative, EPA Reg. No. 64405-8, Bor-Ram, EPA Reg. No. 72304-10 or Borathor Max PT, EPA Reg. No. 81824-11 in water. Refer to the product labels for precise mixing. **This product is only be used in combination with the above borates in pressure treatment or dip treatment applications.**

Mix this product and Lum-Bor, EPA Reg. No. 19713-286 or BoraSol WP, EPA Reg. No. 69529-2, in water. Refer to the product label for precise mixing instructions. **This product is only be used in combination with the above borate in brush or spray applications.**

Mix this product and BORA-CARE, EPA Reg. No. 64405-1 or BoraSol WP, EPA Reg. No. 69529-2, in water. Refer to the product label for precise mixing instructions. **This product is only be used in combination with the above borate in dip treatment applications.**

PRESSURE TREATMENT

Place the wood article to be treated into the pressure cylinder and seal unit. Treat the wooden articles using the pressure treatment procedures consistent with the equipment being used and standard treatment practices. Treatment conditions must be such as to produce a 0.1 to 0.6 lb./cu. foot retention in the treatment article. Such treated wood is to be used for above ground uses only.

DOUBLE VACUUM

Stack the wooden articles to be treated in the treatment vessel so that the preservative solution will have access to all sides of the articles. Seal the vessel. Reduce the pressure within the vessel to -10 in. for 5 minutes. Cover all the articles with preservative solution. Allow the pressure to return to atmospheric conditions and discharge the preservative solution. Reduce the pressure to -20 in. and maintain for 20 minutes. Allow the pressure to return to atmospheric and remove treated wood articles. Treatment conditions must be used as to produce a 0.1 to 0.6 lbs/cu. ft retention of ADBAC in the treated article. Wood treated to this retention for above ground use only.

DIP TREATMENT

Stack the wood to be treated on a suitable holder and convey the stack into the treating solution making sure the stack is completely immersed. Dip times must range from 30 seconds (individual pieces) up to 30 minutes (bundled wooden articles). Use a concentration of 0.5 to 3.0% active quaternary ammonium compound. The concentration should be customized to the degree of sap stain protection desired, which must be determined by an independent test on the intended species of wood.

PERSONAL PROTECTION EQUIPMENT FOR PRESSURE TREATMENT, DOUBLE VACUUM AND DIP TREATMENT

Applicators must wear gloves which are chemical-resistant (such as nitrile or butyl) in all situations where dermal contact is expected (i.e. handling freshly treated wood and manually opening cylinder doors.) Individuals who enter pressure treatment cylinders and other related equipment that are contaminated with the wood treatment solution (e.g. cylinders that are in operation or are not free of all treatment solution) must wear coveralls over a long sleeved shirt and long pants, socks, chemical-resistant footwear, and protective eyewear. Federal, State and local confined space entry procedures need to be taken.

Applicators must not eat, drink or use tobacco products during those parts of the applications process that may expose them to the wood treatment formulation (e.g. manually opening/closing cylinder doors, moving trams out of cylinders, mixing chemicals, handling freshly treated wood).

Wash thoroughly after skin contact and before eating, drinking, use of tobacco products or using restrooms.

Protective clothing must be changed when it shows signs of contamination. Applicators must leave protective clothing and work shoes or boots and equipment at the plant. Worn out protective clothing and work shoes or boots must be left at the plant and disposed of in a manner approved for pesticide disposal and in accordance with State and Federal regulations.

BRUSH OR SPRAY

A 0.5% to 3.0% active solution with water (or Sentry GoldSeal™) may be applied by brush or spray for use on wood shingles or shake roofs and siding on existing homes by commercial applicators and on interior construction products and surfaces such as lumber, concrete, sheetrock, wallboard, block and steel. Use low-pressure equipment for spray applications. A moderately fine spray, not an aerosol or fog, generally provides the best coverage at practical product concentrations. Apply only to point of runoff. To make a 0.5% to 3.0% active solution, use the following table:

Percent Active Quat Solution	Ounces of product per gallon
0.5	1.28
1.0	2.56
1.5	3.85
2.0	5.12
2.5	6.40
3.0	7.68

To find the ounces of this product per gallon for other dilutions take the percent active desired and divide by 0.3906.

PERSONAL PROTECTION EQUIPMENT FOR BRUSH AND SPRAY APPLICATIONS
Applicators must wear gloves which are chemical-resistant (such as nitrile or butyl). Applicators must also wear coveralls over a long sleeved shirt and long pants, socks, chemical-resistant footwear, and protective eyewear. Applicator must not eat, drink, or use tobacco during the application process. Use with adequate ventilation. Mist or vapor generated by spraying this product may be harmful if inhaled. Wash thoroughly at skin contact and before eating, drinking, use of tobacco products or using restrooms. Protective clothing must be changed when it shows signs of contamination. Brush/Spray treatment may require frequent changing. Discard clothing and other absorbent materials that have been drenched or heavily contaminated. Do not reuse them.

Follow manufacturers' instructions for cleaning/maintaining protective equipment. If no such instructions exist for washables, use detergent and hot water. Keep and wash protective equipment separate from other laundry.

Worn out protective clothing and work shoes or boots must be disposed of in a manner approved for pesticide disposal and in accordance with State and Federal regulations.

SWIMMING POOLS

This product requires no special equipment for treating swimming pool water. The correct use dilution may be added directly to the pool in any spot or added to the water circulation equipment. This product works the best when added by itself directly to pool water.

IMPORTANT NOTES

1. Do not allow swimming in pool for at least 15 minutes after this product has been applied.
2. Always apply this and other pool treatment chemicals separately. Never combine them.
3. Sunlight, rainfall, temperature, number of swimmers and frequency of pool use, all affect the rate at which unsanitary pool water conditions develop. Adjust your pool cleaning and maintenance functions accordingly.

BEFORE YOU BEGIN

1. Make sure all pool equipment is working properly including pump, filter, skimmer and heater. Allow the filter to run for at least 6 hours after adding algaecide.
2. Backwash filter following normal procedure for your pool's filter.
3. Check water pH (acidity/alkalinity balance) with a Test Kit, following label direction. Desired pH range is between 7.2-7.6. If necessary, adjust pH by adding pH decrease to lower pH or pH increaser to raise pH.
4. Recheck pH and maintain it between 7.2-7.6 for at least 6 hours before adding this product.
5. Add this product directly into pool by pouring around entire outside perimeter of pool. Allow the filter to run for at least six (6) hours after adding algaecide. During this period, swimmers must not be allowed into the water.

INITIAL APPLICATION FOR SWIMMING POOLS

1. Backwash the filter thoroughly.
2. Vacuum algae debris and thoroughly brush pool.
3. Add 26 ounces of this product to each 50,000 gallons of water (5.2 ounces per 10,000 gallons) or ratio thereof. Add this product directly into pool by pouring around entire outside perimeter of pool.
4. Vacuum pool after 24 hours to remove dead algae.
5. If algae is still visible repeat dose (steps 3 & 4) as necessary until pool is free of visible algae.
6. Once algae are under control, clean filter and return to normal operation.

MAINTENANCE APPLICATION

Add 6.5 ounces of this product in 50,000 gallons of water every 3-5 days. Add this product directly into pool by pouring around entire outside perimeter of pool.

BOOSTER APPLICATION

Use 6.5 ounces of this product in 50,000 gallons of water after a heavy or prolonged rainfall or when there is a heavy bathing load. Add this product directly into pool by pouring around entire outside perimeter of pool.

If algae growth is noticeable, apply initial dose.

THE ABOVE DIRECTIONS MUST BE FOLLOWED EVEN WHEN THE POOL IS NOT IN USE.

(OR)

INSTRUCTIONS FOR USE WITH HALOGEN BASED POOL SANITIZERS

This product is formulated to complement most swimming pool sanitizers. When using other products as outlined in Directions For Use on those products, always follow Directions For Use of those products. This product is effective against the growth of algae. This product is efficient and non-staining when used as directed. This product will not evaporate and its algae fighting abilities actually increase as pool water temperature increases.

Ensure all pool equipment is working properly. Backwash the filter system following manufacturers' directions. Adjust pH between 7.2-7.6. Adjust chlorine residual to 1-3 ppm. In a chlorine treated pool, add stabilizer to establish a minimum level of 40-50 ppm to reduce the degradative effects of sunlight upon the chlorine residual. Check for metals and if present add stain and scale inhibitor to prevent staining of pool surface due to metals. Check chlorine residual and adjust to 1-3 ppm. Maintain sanitizer residual in accordance with label directions found on your sanitizer of choice. When using other products as outlined in directions for this product, always follow directions on those products.

Add this product directly into pool by pouring around entire outside perimeter of pool. Allow the filter to run for at least six (6) hours after adding algaecide. During this period, swimmers must not be allowed into the water.

Initial Application For Swimming Pools

1. Backwash the filter thoroughly.
2. Vacuum algae debris and thoroughly brush pool.
3. Add 26 ounces of this product to each 50,000 gallons of water or ratio thereof.
4. Vacuum pool after 24 hours to remove dead algae.
5. If algae is still visible repeat dose (steps 3 & 4) as necessary until pool is free of visible algae.
6. Once algae are under control, clean filter and return to normal operation.

Maintenance Application

Add 6.5 ounces of this product in 50,000 gallons of water every 3-5 days or as needed.

Booster Application

Add 6.5 ounces of this product in 50,000 gallons of water after a heavy or prolonged rainfall or when there is a heavy bathing load.

The above directions must be followed even when the pool is not in use. If algae growth is noticeable, apply initial dose.

Vacation Treatment

When you are going to be away for one week or more add 4.8 ounces of this product per 10,000 gallons of water for every week unattended. Pour product around the edges of the shallow end of the pool, if shock is also being applied in the deep end of pool.

OPTIONAL INSTRUCTIONS FOR USE WITH NON-HALOGEN BASED POOL SANITIZERS

This product is formulated to complement swimming pool water being treated with the BioGuard Softswim System, Bacquacil and other non-halogen systems. When using other products as outlined in Directions For Use for this product, always follow Directions For Use of those products. This product is efficient and non-staining when used as directed. This product will not evaporate and its algae fighting abilities actually increase as the pool water temperature increases. The residual effectiveness of this product tends to stabilize the total chemical treatment system.

Ensure all pool equipment is working properly. Backwash the filter system following manufacturers' directions. Adjust pH between 7.2-7.6. Check for metals and if present add stain and scale inhibitor to prevent staining of pool surface due to metals.

Add this product directly into pool by pouring around entire outside perimeter of pool. Allow the filter to run for at least six (6) hours after adding algaecide. During this period, swimmers must not be allowed into the water.

Initial Application For Swimming Pools

1. Backwash the filter thoroughly.
2. Vacuum algae debris and thoroughly brush pool.

3. Add 26 ounces of this product to each 50,000 gallons of water (5.2 ounces per 10,000 gallons).
4. Vacuum pool after 24 hours to remove dead algae.
5. If algae is still visible repeat dose (steps 3 & 4) as necessary until pool is free of visible algae.
6. Once algae are under control, clean filter and return to normal operation.

Maintenance Application

Add 6.5 fluid ounces of this product in 50,000 gallons of water every 3-5 days or as needed.

Booster Application

Add 6.5 ounces of this product in 50,000 gallons of water after a heavy or prolonged rainfall or when there is a heavy bathing load.

The above directions must be followed even when the pool is not in use.

If algae growth is noticeable, apply initial dose.

Vacation Treatment

When you are going to be away for one week or more add 4.8 ounces of this product per 10,000 gallons of water for every week unattended. Pour product around the edges of the shallow end of the pool, if shock is also being applied in the deep end of pool.

WINTERIZING TREATMENT *(not applicable in California)*

When swimming pool season is over, add 26 ounces of this product per 16,000 gallons (1.6 ounces per 1,000 gallons) (or ratio thereof) of water left in pool. This dose helps provide a measure of control of algae growth during the winter months. This treatment will also help the servicing of the pool before it is returned to use the following season.

For persistent algae or slime producing organisms add 6.5 ounces of this product into the skimmer with the filter pump running. After one minute shut off pump and allow the system to remain off overnight. The following day, restart the filter pump and add 6.5 ounces of this product to the pool. Run filter continuously for 24-48 hours brushing the sides and bottom of the pool frequently.

(Usage chart for quart and one-gallon containers)

Swimming Pool Capacity Gallon of Water	Initial Treatment	Maintenance Dose Booster Dose
5,000	2.6 ounces	0.65 ounces
10,000	5.2 ounces	1.3 ounces
20,000	10.4 ounces	2.6 ounces
25,000	13.0 ounces	3.25 ounces
30,000	15.6 ounces	3.9 ounces
40,000	20.8 ounces	5.2 ounces
50,000	26.0 ounces	6.5 ounces

ALTERNATE WINTERIZATION METHOD *(not applicable in California)*

This product may be used with the following pool chemicals to form a winterization "package".

Directions:

1. Add a maintenance dose of chlorine or oxygen shock.
2. Top up BioGuard Softswim System, Bacquacil or other non-halogen systems to 50 ppm.
3. Add 16.0 ounces of this product per 10,000 gallons (6.4 ounces per 4,000) (or ratio there of) of water left in pool. This dose helps provide a measure of control of algae

growth during the winter months. This treatment will also help the servicing of the pool before it is returned to use the following season.

4. Allow filter to run for several hours after chemical additions for good mixing.

Note: Before using chlorine or oxygen shock, read the Directions for Use and Precautionary Statements specific to that product.

TO DETERMINE POOL CAPACITY

Rectangular Pools: Length (times) width (times) average depth (in feet) (times) 7.5 (equals) gallons.

Round and Oval Pools: Long diameter (times) short diameter (times) average depth (in feet) (times) 5.9 (equals) gallons

OTHER DIRECTIONS FOR USE IN (OUTSIDE) SPAS/WHIRLPOOLS/HOT TUBS

"Outside" description not for use in California

Initial Dose: Add 2.6 ounces of this product per 5,000 gallons of water. Initial dose is used upon filling of spa/whirlpool/hot tub bath.

Maintenance Dose: Add 0.65 ounces of this product per 5,000 gallons of water. Maintenance dose must be added at 3-5 day intervals. If high temperatures prevail or outside spa/whirlpool/hot tub bath has unusually heavy use, add maintenance dose more frequently. Drain and clean outside spa/whirlpool/hot tub bath at least once a month or as needed depending upon bather load.

CONTROLLING ALGAE GROWTH

Bird Baths: Do not use with fish. Clean to remove algae growth prior to filling birdbath. Then spray all exposed surfaces with a solution of 0.2 ounces of this product per gallon of water. Allow to air dry and brush off dead algae.

(Or)

INSTRUCTIONS FOR BIRD BATHS

This product is toxic to fish. DO NOT use this product when fish are present.

- Initial Dose:**
1. Drain Bird Bath.
 2. Wipe; mop or spray all exposed surfaces using 0.2 ounces of this product per gallon of water. Spray device must be a mechanical coarse spray device. When applied with spray device, surfaces must be sprayed until thoroughly wetted. Do not rinse.
 3. Allow to air dry and brush off dead algae. Repeat, if necessary, until no algae visible.
 4. Refill Bird Bath with fresh water.

Maintenance Dose: Repeat initial treatment when algae growth returns.

ALGAE CONTROL ON WALKWAYS: For heavy infestations, spray or swab a solution of 0.2 ounces of this product per gallon of water. Let stand for an hour or more then brush and wash away dead algae. Soak area again with the solution. Do not rinse. Allow to dry on the surface and repeat application when algae growth returns.

INSTRUCTIONS FOR (CONTAINERIZED) DECORATIVE FOUNTAINS AND POOLS

(Note to Reviewer: "Containerized" description must be used in California.)

This product is not to be used in open water ways connected to larger watersheds or in waters that serve as natural habitats for aquatic and amphibious organisms. DO NOT use when fish or other wildlife (for example, amphibians) are present. This product is toxic to fish. DO NOT use this product when fish are present.

Initial Dose:

(For Swimming Pool Use and Decorative Fountains and Pools 1 gallon or less)

STORAGE AND DISPOSAL

Do not contaminate water, food, or feed by storage and disposal. **PESTICIDE STORAGE:** Store in original containers and place in locked storage area. Keep from freezing. Do not contaminate water, food, or feed by storage or disposal. **SPILL OR LEAK PROCEDURES:** Small spills may be mopped up or flushed away with water or absorbed on some absorbent material and incinerated. **PESTICIDE DISPOSAL:** Securely wrap original container in several layers of newspaper and discard in trash. **CONTAINER DISPOSAL:** Do not reuse container (bottle, cans, jars). Triple rinse (or equivalent). Then dispose of in a sanitary landfill or by other procedures approved by state and local authorities.

(For Industrial Water Treatment Use, Industrial and/or Commercial Recirculating Cooling Water Towers and Recirculating Cooling Water Systems, Auxiliary water and waste water systems and water cooling systems, once through fresh water cooling systems, sump stains, wood preservatives and all containers less than five gallons.)

STORAGE AND DISPOSAL

Do not contaminate water, food, or feed by storage and disposal. **PESTICIDE STORAGE:** Store in original containers and place in locked storage area. Keep from freezing. **SPILL OR LEAK PROCEDURES:** Small spills may be mopped up or flushed away with water or absorbed on some absorbent material and incinerated. Large spills should be contained, the material then moved into containers and disposed of by approved methods for hazardous wastes. **PESTICIDE DISPOSAL:** Pesticide wastes are acutely hazardous. Improper disposal of excess pesticide, spray mixture, or rinsate is a violation of Federal Law. If these wastes cannot be disposed of by use according to label instructions, contact your State Pesticide or Environmental Control Agency or the Hazardous Waste representative at the nearest EPA Regional Office for guidance. **Nonrefillable container:** Do not refill or reuse container. Triple rinse as follows: Fill container ¼ full with water and recap. Shake for 10 seconds. Follow Pesticide Disposal instructions for rinsate disposal. Drain for 10 seconds after the flow begins to drip. Repeat procedure two more times. Then offer for recycling or reconditioning. If not available, puncture and dispose of in a sanitary landfill.

(Note to reviewer: The title and first statement of this section must appear on every label, followed by the appropriate Storage and Disposal section.)

STORAGE AND DISPOSAL

Do not contaminate water, food, or feed by storage and disposal.

(FOR USE ON NON-REFILLABLE CONTAINERS WITH WITH INSTITUTIONAL/COMMERCIAL/INDUSTRIAL NON-PUBLIC HEALTH USES ONLY)

PESTICIDE STORAGE: Open dumping is prohibited. Store only in original container. Do not reuse empty container. If a leaky container must be contained within another, mark the outer container to identify the contents. Store pesticides away from food, pet food, feed, seed, fertilizers, and veterinary supplies. Keep this product under locked storage sufficient to make it inaccessible to children or persons unfamiliar with its proper use.

PESTICIDE DISPOSAL: Pesticide wastes are acutely hazardous. Improper disposal of excess pesticide, spray mixture or rinsate is a violation of Federal Law. If these wastes cannot be disposed of by use according to label instructions, contact your State Pesticide or Environmental Control Agency, or the Hazardous Waste Representative at the nearest EPA Regional Office for guidance.

CONTAINER HANDLING: Non-refillable container. Do not reuse this container to hold materials other than pesticides or diluted pesticides (rinsate). Triple rinse (or equivalent). After emptying and cleaning, it may be allowable to temporarily hold rinsate or other pesticide-related materials in the container. Contact your state regulatory agency to determine allowable practices in your state. Offer for recycling if available or

puncture and dispose in a sanitary landfill, or by other procedures approved by state and local authorities. If rinsate cannot be used, follow pesticide disposal instructions. If not triple rinsed, these containers are acute hazardous wastes and must be disposed in accordance with local, state and federal regulations.

RESIDUE REMOVAL INSTRUCTIONS (For containers less than 5 gallons): Triple rinse container (or equivalent) promptly after emptying. Triple rinse as follows: Empty the remaining contents into application equipment or a mix tank and drain 10 seconds after the flow begins to drip. Fill the container ¼ full with water and recap. Shake for 10 seconds. Pour rinsate into application equipment or a mix tank or store rinsate for later use or disposal. Drain for 10 seconds after the flow begins to drip. Repeat this procedure two more times.

RESIDUE REMOVAL INSTRUCTIONS (For containers greater than 5 gallons): Triple rinse container (or equivalent) promptly after emptying. Triple rinse as follows: Empty remaining contents into application equipment or a mix tank. Fill the container ¼ full with water. Replace and tighten closures. Tip container on its side and roll it back and forth, ensuring at least one complete revolution, for 30 seconds. Stand the container on its end and tip it back and forth several times. Turn the container over onto its other end and tip it back and forth several times. Empty the rinsate into application equipment or a mix tank or store for rinsate later use or disposal. Repeat this procedure two more times.

BATCH CODE: (Can be placed on container or label)

FOR USE ON REFILLABLE CONTAINERS

(For containers greater than 5 gallons)

PESTICIDE STORAGE: Open dumping is prohibited. Store only in original container. If a leaky container must be contained within another, mark the outer container to identify the contents. Store pesticides away from food, pet food, feed, seed, fertilizers, and veterinary supplies. Keep this product under locked storage sufficient to make it inaccessible to children or persons unfamiliar with its proper use.

PESTICIDE DISPOSAL: Pesticide wastes are acutely hazardous. Improper disposal of excess pesticide, spray mixture or rinsate is a violation of Federal Law. If these wastes cannot be disposed of by use according to label instructions, contact your State Pesticide or Environmental Control Agency, or the Hazardous Waste Representative at the nearest EPA Regional Office for guidance.

CONTAINER HANDLING DISPOSAL: Triple rinse (or equivalent). Refill this container with this product only. Do not reuse this container for any other purpose.

RESIDUE REMOVAL INSTRUCTIONS: Cleaning the container before final disposal is the responsibility of the person disposing of the container. Cleaning before refilling is the responsibility of the refiller. To clean the container before final disposal, empty the remaining contents from this container into application equipment or a mix tank. Fill the container ¼ full with water. Agitate vigorously or recirculate water with the pump for 2 minutes. Pour or pump rinsate into application equipment or rinsate collection system. Repeat this rinsing procedure two more times.