



U.S. ENVIRONMENTAL PROTECTION AGENCY
Office of Pesticide Programs
Registration Division (7505C)
401 "M" St., S.W.
Washington, D.C. 20460

EPA Reg. Number:
10182-453

Date of Issuance:
NOV 21 2000

NOTICE OF PESTICIDE:
 Registration
 Reregistration

Term of Issuance:
Conditional

Name of Pesticide Product:
ZPP 1560 Pro
Herbicide, 28.3%
Glyphosate

(under FIFRA, as amended)

Name and Address of Registrant (include ZIP Code):

Zeneca Ag Products
Becky Rhodes
Regulatory Product Manager
P.O. Box 15458
Wilmington, DE 19850-5458

Note: Changes in labeling differing in substance from that accepted in connection with this registration must be submitted to and accepted by the Registration Division prior to use of the label in commerce. In any correspondence on this product always refer to the above EPA registration number.

On the basis of information furnished by the registrant, the above named pesticide is hereby registered under the Federal Insecticide, Fungicide and Rodenticide Act.

Registration is in no way to be construed as an endorsement or recommendation of this product by the Agency. In order to protect health and the environment, the Administrator, on his motion, may at any time suspend or cancel the registration of a pesticide in accordance with the Act. The acceptance of any name in connection with the registration of a product under this Act is not to be construed as giving the registrant a right to exclusive use of the name or to its use if it has been covered by others.

This product is conditionally registered in accordance with FIFRA sec. 3(c)(7)(A) provided that you:

1. Increase the Restricted Entry Interval (REI) from 4 hours to 12 hours, or provide product specific data for Agency review.

2. The following statement must be include this product's labeling:

"The maximum use rates stated throughout this product's labeling apply to this product combined with the use of all other herbicides containing glyphosate or sulfosate as the active ingredient, whether applied as mixtures or separately. Calculate the application rates and ensure that the total use of this and other glyphosate or sulfosate containing products does not exceed maximum use rate."

3. Submit and/or cite all data required for registration of your product under FIFRA sec. 3(c)(5) when the Agency requires all registrants of similar products to submit such data; and submit acceptable responses required for reregistration of your product under FIFRA section 4.

Signature of Approving Official:

Date:

11-21-00

Page Two
10182-453

If these conditions are not complied with, the registration will be subject to cancellation in accordance with FIFRA sec. 6(e). Your release for shipment of the product constitutes acceptance of these conditions.

A stamped copy of the label is enclosed for your records.

ZPP1560 PRO Herbicide

NONSELECTIVE FOLIAR SYSTEMIC HERBICIDE FOR WEED CONTROL

ACTIVE INGREDIENT:

*Glyphosate, N-(phosphonomethyl) glycine 28.3%

INERT INGREDIENTS 71.7%

Total 100.0%

*Contains 3 pounds of N-(phosphonomethyl) glycine (glyphosate) in each gallon.

EPA Reg. No. 10182-~~453~~ *ULG*

KEEP OUT OF REACH OF CHILDREN


CAUTION

**ACCEPTED
with COMMENTS
In EPA Letter Dated:
NOV 21 2000**

**Under the Federal Insecticide,
Fungicide, and Rodenticide Act,
as amended, for the pesticide
registered under EPA Reg. No.
10182-453**

Made in Belgium; Packaged in U.S.A.

ZENECA Professional Products
ZENECA Ag Products Inc.
Wilmington, DE 19850-5458



FIRST AID: IF IN EYES, flush eyes with plenty of water. Call a physician if irritation persists.

CALL ZENECA'S MEDICAL EMERGENCY INFORMATION NETWORK AT 1-800-327-8633 (1-800-F-A-S-T-M-E-D) FOR 24-HOUR EMERGENCY MEDICAL ASSISTANCE.

CALL CHEMTREC AT 1-800-424-9300 FOR A CHEMICAL EMERGENCY such as spill, leak, fire, or accident.

PRECAUTIONARY STATEMENTS

HAZARDS TO HUMANS AND DOMESTIC ANIMALS

CAUTION

Causes moderate eye irritation. Avoid contact with eyes or clothing. Wash thoroughly with soap and water after handling.

PERSONAL PROTECTIVE EQUIPMENT

Applicators and other handlers must wear: long sleeved shirt and long pants, socks, and shoes.

Follow manufacturer's instructions for cleaning/maintaining PPE. If no such instructions for washables, use detergent and hot water. Keep and wash PPE separately from other laundry.

When handlers use closed systems, enclosed cabs, or aircraft in a manner that meets the requirements listed in the Worker Protection Standard (WPS) for agricultural pesticides [40 CFR 170.240(d) (4-6)], the handler PPE requirements may be reduced or modified as specified in the WPS.

User Safety Recommendations

Users should:

- Wash hands before eating, drinking, chewing gum, using tobacco, or using the toilet.
- Remove clothing immediately if pesticide gets inside. Then wash thoroughly and put on clean clothing.
- Remove PPE immediately after handling this product. Wash the outside of gloves before removing. As soon as possible, wash thoroughly and change into clean clothing.

ENVIRONMENTAL HAZARDS

Do not apply directly to water or to areas where surface water is present or to intertidal areas below the mean high water mark. Do not contaminate water when cleaning equipment or disposing of equipment washwaters.

**CONDITIONS OF SALE
AND LIMITATION OF WARRANTY AND LIABILITY**

NOTICE: Read the entire Directions for Use and Conditions of Sale and Limitation of Warranty and Liability before buying or using this product. If the terms are not acceptable, return the product at once, unopened, and the purchase price will be refunded.

The Directions for Use of this product should be followed carefully. It is impossible to eliminate all risks inherently associated with the use of this product. Crop injury, ineffectiveness or other unintended consequences may result because of such factors as manner of use or application, weather or crop conditions, presence of other materials or other influencing factors in the use of the product, which are beyond the control of ZENECA or Seller. All such risks shall be assumed by Buyer and User, and Buyer and User agree to hold ZENECA and Seller harmless for any claims relating to such factors.

ZENECA warrants that this product conforms to the chemical description on the label and is reasonably fit for the purposes stated in the Directions for Use, subject to the inherent risks referred to above, when used in accordance with directions under normal use conditions. This warranty does not extend to the use of this product contrary to label instructions, or under abnormal conditions or under conditions not reasonably foreseeable to or beyond the control of Seller or ZENECA, and Buyer and User assume the risk of any such use. **ZENECA MAKES NO WARRANTIES OF MERCHANTABILITY OR OF FITNESS FOR A PARTICULAR PURPOSE NOR ANY OTHER EXPRESS OR IMPLIED WARRANTY EXCEPT AS STATED ABOVE.**

In no event shall ZENECA or Seller be liable for any incidental, consequential or special damages resulting from the use or handling of this product. **THE EXCLUSIVE REMEDY OF THE USER OR BUYER, AND THE EXCLUSIVE LIABILITY OF ZENECA AND SELLER FOR ANY AND ALL CLAIMS, LOSSES, INJURIES OR DAMAGES (INCLUDING CLAIMS BASED ON BREACH OF WARRANTY, CONTRACT, NEGLIGENCE, TORT, STRICT LIABILITY OR OTHERWISE) RESULTING FROM THE USE OR HANDLING OF THIS PRODUCT, SHALL BE THE RETURN OF THE PURCHASE PRICE OF THE PRODUCT OR, AT THE ELECTION OF ZENECA OR SELLER, THE REPLACEMENT OF THE PRODUCT.**

ZENECA and Seller offer this product, and Buyer and User accept it, subject to the foregoing conditions of sale and limitations of warranty and of liability, which may not be modified except by written agreement signed by a duly authorized representative of ZENECA.



6/28

DIRECTIONS FOR USE

It is a violation of Federal law to use this product in a manner inconsistent with its labeling.

Do not apply this product in a way that will contact workers or other persons, either directly or through drift. Only protected handlers may be in the area during application. For any requirements specific to your State or Tribe, consult the agency responsible for pesticide regulation.

AGRICULTURAL USE REQUIREMENTS

Use this product only in accordance with its labeling and with the Worker Protection Standard, 40 CFR part 170. This Standard contains requirements for the protection of agricultural workers on farms, forests, nurseries, and greenhouses, and handlers of agricultural pesticides. It contains requirements for training, decontamination, notification, and emergency assistance. It also contains specific instructions and exceptions pertaining to the statements on this label about personal protective equipment (PPE) and restricted-entry interval. The requirements in this box only apply to uses of this product that are covered by the Worker Protection Standard.

~~Do not enter or allow worker entry into treated areas during the restricted entry interval (REI) of 4 hours.~~


PPE required for early entry to treated areas that is permitted under the Worker Protection Standard and that involves contact with anything that has been treated, such as plants, soil, or water, is:

- Coveralls.
- Waterproof gloves.
- Shoes plus socks.

NON-AGRICULTURAL USE REQUIREMENTS

The requirements in this box apply to uses of this product that are NOT within the scope of the Worker Protection Standard for agricultural pesticides (40 CFR Part 170). The WPS applies when this product is used to produce agricultural plants on farms, forests, nurseries, or greenhouses.

Keep people and pets off treated areas until spray solution has dried.



STORAGE AND DISPOSAL

Do not contaminate water, food, or feed by storage or disposal.

PESTICIDE DISPOSAL: Wastes resulting from the use of this product may be disposed of on site or at an approved waste disposal facility.

CONTAINER DISPOSAL: Triple rinse (or equivalent). Then offer for recycling or reconditioning, or puncture and dispose of in a sanitary landfill or by incineration, or, if allowed by State and local authorities, by burning. If burned, stay out of smoke.

FOR RECYCLABLE/REFILLABLE CONTAINERS:

Before refilling, inspect thoroughly for damage such as cracks, punctures, bulges, dents, abrasions, and damaged or worn threads on closure devices. After filling and before transporting, check for leaks. Do not refill or transport damaged or leaking container.

CONTAINER DISPOSAL: Reseal container and offer for reconditioning, or triple rinse (or equivalent) and offer for recycling or reconditioning, or clean in accordance with manufacturer's instructions.

CONTAINER IS NOT SAFE FOR FOOD, FEED, OR DRINKING WATER!

GENERAL INFORMATION

ZPP1560 PRO is a nonselective foliar systemic herbicide for control of a broad spectrum of emerged annual and perennial grass and broadleaf weeds and unwanted woody brush and trees.

ZPP1560 PRO is formulated as a liquid concentrate which contains 3 pounds acid equivalent per gallon.

Symptoms: ZPP1560 PRO moves through the plant from the point of foliage contact to other areas of the plant including the root system. Visible effects will be seen on most annual weeds in 2 to 4 days and on most perennial weeds in 7 days or more. Extremely cool or cloudy weather following application may slow activity and delay development of visual symptoms. Effects are a gradual wilting and yellowing of the plant which becomes complete browning of above-ground growth and deterioration of underground plant parts.

How It Works: ZPP1560 PRO works by inhibiting an enzyme found only in plants.

Cultural Considerations: Application to annual or perennial weeds that have been mowed, grazed, or cut, and have not been allowed to regrow to the recommended stage for treatment, may result in reduced control. Weeds covered with dust; weeds damaged by insects or disease may result in reduced weed control.

Rainfastness: Heavy rainfall or irrigation shortly after application may require retreatment.

8/28

No Soil Activity: ZPP1560 PRO does not provide soil residual control of weeds. Only emerged weeds at the time of application will be controlled. Weeds germinating from seed after application will not be controlled. Unemerged plants arising from unattached underground rhizomes or root stocks of perennials will not be affected.

Nonvolatile: ZPP1560 PRO is not volatile. After application, it cannot move as a vapor to affect nearby vegetation.

Applicator Exposure: Exposure to workers and other applicators is generally expected to pose minimal risks by all exposure routes. The active ingredient does not cause long-term health effects, and it has been determined to not cause cancer.

NOTE:

- Apply this product only as specified on the label.
- Do not apply this product through any type of irrigation system.
- Do not apply this product by direct application (ground or air) to any body of water.
- Spray solutions of ZPP1560 PRO should be mixed, stored, and applied using only plastic, plastic-lined steel, stainless steel, aluminum, or fiberglass containers. Concentrate should not be stored in galvanized steel, carbon steel, aluminum, or unlined steel containers.
- It is recommended that the spray system be thoroughly cleaned with water and a commercial tank cleaner after each use.
- Reduced results may occur if water containing soil, such as visibly muddy water from ponds and ditches is used.
- The annual maximum rate is 10.6 quarts of ZPP1560 PRO per acre.
- Avoid contact of herbicide with foliage, green stems, exposed nonwoody roots of crops, desirable plants and trees because severe injury or destruction is likely to result.
- Avoid drift. Caution must be taken when applying ZPP1560 PRO nonselective foliar systemic herbicide to avoid drift or contact with nontarget plant species. Such contact may result in plant injury. Spray drift is enhanced by application when winds are gusty, as wind speeds increase, when wind direction is constantly shifting, or when weather conditions promote drift. Spraying during those times should be avoided.
- Do not allow the herbicide solution to mist, drip, drift or splash onto desirable vegetation since minute quantities of this product can cause severe damage or destruction to the crop, plants or other areas on which treatment was not intended. When spraying, avoid combinations of pressure and nozzle type that will result in splatter or fine particles (mist) which are likely to drift. Avoid applying at excessive speed or pressure.

TANKMIXES FOR RESIDUAL WEED CONTROL

Refer to use sections for recommended tankmixes. Tankmixes of ZPP1560 PRO with other pesticides, fertilizers, or any other additives except as specified on this label or other approved ZENECA supplemental labeling may result in tankmix incompatibility or unsatisfactory performance. It is recommended that the compatibility of any tankmix combination be tested on a small scale such as a jar test before actual tank mixing.

Always refer to labels of other pesticide products for mixing directions and precautions which may differ from those outlined here. Use in accordance with the most restrictive of label limitations and precautions. No label dosage rates should be exceeded. This product cannot be mixed with any product containing a label prohibition against such mixing.

Mixing Instructions:


1. Fill the mixing or spray tank 1/2 full with clean water.
2. Begin tank agitation and continue throughout mixing and spraying.
3. Add dry formulations (WP, DF, etc.) to tank.
4. Add liquid formulations (SC, EC, L, etc.) to tank.
5. Add ZPP1560 PRO.
6. Add nonionic surfactant/wetting agent (if used).
7. Fill remainder of spray tank.
8. Use appropriate practices to avoid siphoning back into the carrier source. If states or local authorities require them, use approved anti-back siphoning devices.

Mixing for Hand-Held Sprayers

Prepare the desired volume of spray solution by mixing the amount of this product in water as shown in the following table.

| Spray Solution | | | | | | |
|-----------------------|------------|------------|----------|------------|------------|------------|
| Amount of ZPP1560 PRO | | | | | | |
| To Make This Volume | 0.5% | 1% | 1.5% | 2% | 5% | 10% |
| 1 Gal | 0.6 fl ozs | 1.3 fl ozs | 2 fl ozs | 2.6 fl ozs | 6.5 fl ozs | 13 fl ozs |
| 25 Gal | 1 pint | 2 pints | 3 pints | 2 quarts | 5 quarts | 10 quarts |
| 50 Gal | 1 quart | 2 quarts | 3 quarts | 4 quarts | 10 quarts | 5 gallons |
| 100 Gal | 2 quarts | 4 quarts | 6 quarts | 2 gallons | 5 gallons | 10 gallons |

For use in knapsack sprayers, it is suggested that the recommended amount of ZPP1560 PRO be mixed with water in a large container. Fill sprayer with the mixed solution.



SPRAY ADDITIVES

Surfactants/Wetting Agents

A nonionic surfactant (NIS) or wetting agent (approved for use on growing crops) may be used at levels up to 0.25% v/v (1 quart NIS or wetting agent/100 gallons) of finished spray volumes, unless specified otherwise elsewhere on this label. All nonionic surfactants or wetting agents should contain at least 75% active ingredient.

Ammonium Sulfate (AMS)


Control of annual and perennial weeds with ZPP1560 PRO may be improved by adding dry ammonium sulfate at 0.5% by weight or 4.25 to 17 pounds per 100 gallons of water. Liquid formulations of AMS may be used at an equivalent rate. Do not reduce use rates of ZPP1560 PRO when using AMS.

Drift Control Agents

Drift control agents may be used with ZPP1560 PRO.

Dyes/Colorants

Dyes or colorants approved for agricultural use can be used in spray solutions of ZPP1560 PRO. Use according to manufacturer's direction. Addition of these dyes/colorants may reduce performance, especially at low dilution rates.



APPLICATION EQUIPMENT AND TECHNIQUES

- Apply these spray solutions in properly maintained and calibrated equipment capable of delivering desired volumes.
- Avoid drift. Do not apply in low level inversion conditions, when winds are gusty or under any other conditions which favor drift. Inversions are characterized by stable air and increasing temperatures with height above the ground. The applicator may detect the presence of an inversion by producing smoke and observing a smoke layer. Drift may cause damage to any vegetation contacted to which treatment is not intended.
- Drift control additives may be used with ZPP1560 PRO. Read and follow the manufacturer's directions for use.
- All equipment must be properly maintained and washed to remove product residues after use.

Aerial Broadcast Equipment

Use the recommended rates of ZPP1560 PRO in 3 to 25 gallons of water per acre as a broadcast spray unless otherwise specified.

Spray should be released at the lowest height consistent with effective weed control and flight safety. Applications more than 10 feet above the canopy should be avoided.

Use the largest droplet size consistent with good weed control. Formation of very small droplets may be minimized by appropriate nozzle selection, by orienting nozzles away from the air stream as much as possible, and by avoiding inappropriate spray boom pressure. Solid stream or low shear nozzles may be utilized to reduce small droplet formation. These nozzles direct the fluid parallel to the existing airflow to reduce shear effects. Other techniques may include reducing the fan angle of flat fan nozzles if used, or reducing the deflector plate angle if deflector type nozzles are used. Ensure the spray is released at an appropriate distance below the airfoil.

For best results, each specific aerial application vehicle used should be quantifiably pattern tested for aerial application of ZPP1560 PRO herbicide initially and every year thereafter.

Prolonged exposure of this product to uncoated steel surfaces may result in corrosion and possible failure of the part. Thoroughly wash aircraft after spraying to remove residues to prevent corrosion of exposed parts. Landing gear is most susceptible.

CDA Equipment

The rate of ZPP1560 PRO applied per acre by controlled droplets application (CDA) equipment must not be less than the amount recommended in this label when applied by conventional broadcast equipment. For vehicle-mounted CDA equipment, apply 3 to 15 gallons of water per acre.

CDA equipment produces a spray pattern which is not easily visible. Extreme care must be exercised to avoid spray or drift contacting the foliage or any other green tissue of desirable vegetation.

Ground Broadcast Equipment

Use the recommended rates of ZPP1560 PRO in 3 to 40 gallons of water per acre as a broadcast spray unless otherwise specified. As density of weeds increases, spray volume should be increased within the recommended range to ensure complete coverage. For best result with ground application equipment, use flat fan nozzles. Check for even distribution of spray droplets.

Hand-Held and High-Volume Equipment

For applications made on a spray-to-wet basis, spray coverage should be uniform and complete. Do not spray to the point of runoff. Use coarse sprays only.

For control of weeds listed in Table 1 (Annual Weeds Controlled), apply a 0.5% solution of ZPP1560 PRO to weeds less than 6 inches in height or runner length. For annual weeds over 6 inches tall, or unless otherwise specified, use a 1% solution. Apply prior to seedhead formation in grass or bud formation in broadleaf weeds.

For harder-to-control perennials, such as bermudagrass, Canada thistle, dock, field bindweed, hemp dogbane, and milkweed, use a 2% solution.

For low volume directed spray applications, use a 5 to 10% solution of ZPP1560 PRO for control or partial control of annual weeds, perennial weeds, or woody brush and trees. Spray coverage should be uniform with at least 50 percent of the foliage contacted. When spraying large woody brush and trees with dense and thick foliage or multiple sprouts, spray both sides to ensure adequate coverage.

Injection Systems

ZPP1560 PRO may be used in aerial or ground injection spray systems. It may be used as a liquid concentrate or diluted prior to injecting into the spray stream. Do not mix ZPP1560 PRO with the undiluted concentrate of other products when using injection systems unless specifically recommended.


Selective Equipment

AVOID CONTACT OF HERBICIDE WITH DESIRABLE VEGETATION .

ZPP1560 PRO may be applied through recirculating spray systems, shielded applicators, hooded sprayers, wiper applicators, or sponge bars to listed weeds growing in any noncrop site specified on this label. A recirculating spray system directs the spray solution onto weeds growing above desirable vegetation. Spray solution not intercepted by weeds is collected and returned to the spray tank for reuse. Shielded or hooded sprayers direct the herbicide solution onto weeds, while shielding desirable vegetation from the herbicide.

Adjust selective applicators so that the lowest spray stream or wiper contact point is at least 2 inches above the desirable vegetation. Droplets, mist, foam, or splatter of the herbicide solution settling on desirable vegetation is likely to result in discoloration, stunting or destruction.

Better results may be obtained when more of the weed is exposed to the herbicide solution. Weeds not contacted by the herbicide solution will not be affected. In dense clumps, severe infestations, or when the height of the weeds varies so that not all weeds are contacted, repeat treatment may be necessary.



Shielded and Hooded Applicators

For shielded and hooded applicators, use nozzles that provide uniform coverage within the treated area. Keep shields on these sprayers adjusted to protect desirable vegetation.

Wiper Applicators and Sponge Bars

Equipment must be designed, maintained, and operated to prevent the herbicide solution from contacting desirable vegetation. Apply at ground speeds of 5 mph or less. Use slower speeds where weeds are dense. For improved control, make 2 applications in opposite directions.

Do not use wiper equipment when weeds are wet.

Use the spray solution within 24 hours of mixing.

For Rope or Sponge Wick Applicators: Mix 1 to 2 gallons of ZPP1560 PRO in 2 gallons of water to prepare a 33 to 75 % solution. Apply this solution to weeds listed in this section.


For Porous Plastic Applicators and Pressure Feed Systems: Mix 1 gallon of ZPP1560 PRO in 2 gallons of water to prepare a 33% solution up to using the product undiluted as a 100% solution. Apply this solution to weeds listed in this section.

When applied as recommended, ZPP1560 PRO controls the following weeds:

- | | |
|--|---|
| <ul style="list-style-type: none"> Com, volunteer Panicum, Texas Rye, Common Shattercane | <ul style="list-style-type: none"> Sicklepod Spanishneedles Starbur, bristly |
|--|---|

When applied as recommended, ZPP1560 PRO suppresses the following weeds:

- | | | |
|--|--|---|
| <ul style="list-style-type: none"> Beggarweed, Florida Bermudagrass Dogbane, hemp Dogfennel Guineagrass Johnsongrass | <ul style="list-style-type: none"> Milkweed Nightshade, silverleaf Pigweed, redroot Ragweed, common Ragweed, giant Smutgrass | <ul style="list-style-type: none"> Sunflower Thistle, Canada Thistle, musk Vaseygrass Velvetleaf |
|--|--|---|



SITE AND USE RECOMMENDATIONS

Unless otherwise specified, applications may be made to control any weeds listed in the annual, perennial and woody brush tables (Table 1, 2, and 3). Refer to the **APPLICATION EQUIPMENT AND TECHNIQUES** section for additional rate information.

GENERAL USE AREAS

Use in areas such as airports, apartment complexes, Christmas tree farms, ditch banks, dry ditches, dry canals, fencerows, golf courses, industrial sites, lumber yards, manufacturing sites, office complexes, ornamental nurseries, parks, parking areas, petroleum tank farms and pumping installations, railroads, recreational areas, residential areas (commercial applicators only), roadsides, schools, storage areas, utility substations, warehouse areas, other public areas, and similar industrial and noncrop sites.

Follow the directions listed in the **SPRAY ADDITIVES** and **APPLICATION EQUIPMENT AND TECHNIQUES** sections. Refer to the **WEEDS, WOODY BRUSH, AND TREES CONTROLLED** sections, beginning on Page _____, for application rates.

Turfgrass Uses

ZPP1560 PRO may be used on turf in any areas described in **General Use Areas**.

Chemical Mowing

ZPP1560 PRO, at 6 ounces in 10 to 40 gallons of water per acre, will suppress Kentucky bluegrass and serve as a substitute for mowing.

ZPP1560 PRO, at 0.5 pints in 10 to 40 gallons of water per acre, will suppress fine fescue, orchardgrass, quackgrass, or tall fescue and serve as a substitute for mowing.

ZPP1560 PRO, at 4 to 5 ounces in 10 to 40 gallons of water per acre, will suppress some annual grasses such as ryegrass, wild barley, and wild oats growing in coarse turf on roadsides or other industrial areas. Make applications while the annual grasses are actively growing and before the seedheads reach the boot stage of development. Treatment may cause injury to the desired grasses.

Bermudagrass

Dormant

ZPP1560 PRO may be used to control or partially control many winter annual weeds and tall fescue for effective release in dormant bermudagrass. Treat only when turf is dormant and prior to spring greenup. Apply 0.5 to 4 pints of ZPP1560 PRO in 10 to 40 gallons of water per acre to control winter annuals less than 6 inches in height and tall fescue at or beyond the 4-6 leaf stage.

Tankmix with Oust - Dormant Bermudagrass

ZPP1560 PRO can be tank mixed with Oust for residual control. Apply 0.5 to 4 pints of ZPP1560 PRO with 0.25 to 1 ounce of Oust per acre. Use where some temporary injury or discoloration to a desirable bermudagrass stand can be tolerated. Use a maximum of 1 ounce of Oust to minimize injury and avoid delays in greenup.

15/28

Actively Growing

ZPP1560 PRO may be used to control or partially control many annual and perennial weeds for effective release in actively growing bermudagrass. Apply 1 to 3 pints of ZPP1560 PRO in 10 to 40 gallons of spray solution per acre. Use the lower rate when treating annual weeds below 6 inches in height or runner length. Use the higher rate as weeds increase in size or as they approach flower or seedhead formation. These rates will also provide partial control of the following perennial species:

- | | |
|------------------|----------------|
| Bahiagrass | Johnsongrass |
| Bluestem, silver | Trumpetcreeper |
| Fescue, tall | Vaseygrass |

Tankmix with Oust - Actively Growing Bermudagrass

ZPP1560 PRO can be tank mixed with Oust for residual control. Apply 1 to 2 pints of ZPP1560 PRO with 1 to 2 ounces of Oust per acre. Use lower rates of both products when treating annual weeds below 6 inches in height or runner length. Use the higher rates of both products as weeds increase in size or as they approach flower or seedhead formation. These rates will also provide partial control of the following perennial species:

- | | | | |
|------------------|-------------|--------------|----------------|
| Bahiagrass | Dallisgrass | Fescue, tall | Trumpetcreeper |
| Bluestem, silver | Dock, curly | Johnsongrass | Vaseygrass |
| Broomsedge | Dogfennel | Poorjoe | Vervain, blue |

Use only on well-established bermudagrass. Bermudagrass injury may occur but regrowth will occur under moist conditions. Repeat applications are not recommended in the same season.

Bahiagrass

Dormant

ZPP1560 PRO may be used to control or partially control many winter annual weeds and tall fescue for effective release of dormant bahiagrass. Treat only when turf is dormant and prior to spring greenup. Apply 0.5 to 4 pints of ZPP1560 PRO in 10 to 40 gallons of water per acre to control winter annuals less than 6 inches in height and tall fescue at or beyond the 4-6 leaf stage.

Tankmix with Oust - Dormant Bahiagrass

ZPP1560 PRO can be tank mixed with Oust for residual control. Apply 0.5 to 4 pints of ZPP1560 PRO with 0.25 to 0.5 ounces of Oust per acre. Use where some temporary injury or discoloration to a desirable bahiagrass stand can be tolerated.

Actively Growing

ZPP1560 PRO, at 6 ounces in 10 to 40 gallons of spray solution per acre, may be used to suppress vegetative growth and inhibit seedhead formation of actively growing bahiagrass for approximately 45 days. Make applications 1 to 2 weeks after green-up or after mowing to a height of 3 to 4 inches. Applications must be made before seedhead emergence. Suppression can be extended to 120 days with an application of ZPP1560 PRO at 4 ounces, followed in 45 days with an application at 2 to 4 ounces. Do not make more than 2 applications per year.

Tankmix with Oust - Actively Growing Bahiagrass

ZPP1560 PRO can be tank mixed with Oust for residual control. One to 2 weeks following an initial spring mowing, apply 6 ounces of ZPP1560 PRO with 0.25 ounces of Oust. Do not make more than one application per year.

17/28

General Habitat Management

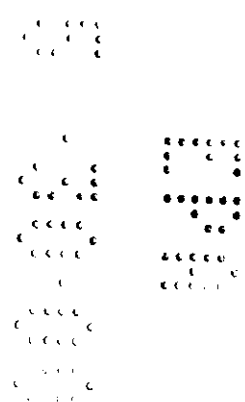
ZPP1560 PRO may be used to control exotic and other undesirable vegetation in habitat management and natural areas, including rangeland and wildlife refuges. Applications can be made to allow recovery of native plant species, prior to planting desirable native species, and for similar broad spectrum vegetation control requirements in habitat management areas. Spot treatments can be made to selectively remove unwanted plants for habitat maintenance and enhancement. ZPP1560 PRO can be tank mixed with the following products:

- | | |
|--------------------|----------|
| Banvel | Simazine |
| Direx | Surflan |
| Diuron | 2,4-D |
| Princep Caliber 90 | |

Refer to individual product labels for precautionary statements, restrictions, rates, and a list of weeds controlled.

Wildlife Food Plots

ZPP1560 PRO may be used for site preparation for control of annual and perennial weeds prior to planting wildlife food plots. Any wildlife food species may be planted or native species may be allowed to repopulate the area after applying ZPP1560 PRO. If tillage is needed to prepare a seedbed, wait 7 days after application before tillage.



Ornamental and Plant Nursery Uses; Christmas Trees; Noncrop Areas; Industrial Sites; Parks; Residential, and Recreational

General

ZPP1560 PRO may be used in general noncrop areas. It may be applied with any application equipment described in this label. ZPP1560 PRO may be used to trim-and-edge around objects in noncrop sites, for spot treatment of unwanted vegetation and to eliminate unwanted weeds growing in established shrub beds or ornamental plantings. ZPP1560 PRO may be used prior to planting an area to ornamentals, flowers, turfgrass (sod or seed), or prior to laying asphalt or beginning construction projects.

Noncrop Areas and Industrial Sites

Repeated applications of ZPP1560 PRO may be used, as weeds emerge, to maintain bare ground.

Tank Mixtures for Noncrop Areas and Industrial Sites

ZPP 1560 can be tank mixed with the following herbicides for control of emerged annual weeds and control or partial control of perennial weeds, woody bushes, and trees.

| | | |
|------------------------|-----------------------|-----------------------|
| Arsenal [®] | Karmex [®] | Sahara [™] |
| Banvel [®] | Krovar [®] | Simazine |
| Barricade [®] | Pendulum [®] | Surflan [®] |
| Diuron | Plateau [®] | Telar [®] |
| Endurance [®] | Princep [®] | Vanquish [®] |
| Escort [®] | Ronstar [®] | 2,4-D |

Tankmix with Oust - Perennial Weed Control


ZPP1560 PRO, applied at 2 to 4 pints in a tankmix with Oust at 2 to 4 ounces per acre, will provide control or suppression of the following perennial weeds:

| | |
|--------------|---------------|
| Bahiagrass | Fescue, tall |
| Bermudagrass | Johnsongrass |
| Broomsedge | Poorjoe |
| Dallisgrass | Quackgrass |
| Dock, curly | Vaseygrass |
| Dogfennel | Vervain, blue |

Refer to individual product labels for precautionary statements, restrictions, rates, approved uses, and a list of weeds controlled.

Ornamental and Plant Nursery Uses; Christmas Trees

ZPP1560 PRO may be post-directed around established woody ornamental species such as arborvitae, azalea, boxwood, crabapple, euonymus, fir, Douglas fir, jojoba, hollies, lilac, magnolia, maple, oak, privet, pine, spruce, and yew. ZPP1560 PRO may also be used to trim-and-edge around trees, buildings, greenhouses, shadehouses, sidewalks and roads, potted plants and other objects in a nursery setting.



19/28

Desirable plants may be protected from the spray solution by using shields or coverings made of cardboard or other impermeable material. ZPP1560 PRO IS NOT RECOMMENDED FOR USE AS AN OVER-THE-TOP BROADCAST SPRAY IN ORNAMENTALS AND CHRISTMAS TRESS SPECIES. Care must be exercised to avoid contact of spray, drift or mist with foliage or green bark of established ornamentals.

When applying ZPP1560 PRO to control weeds in and around shadehouses and greenhouses, desirable vegetation must not be present and air circulation fans must be off.

Christmas Trees

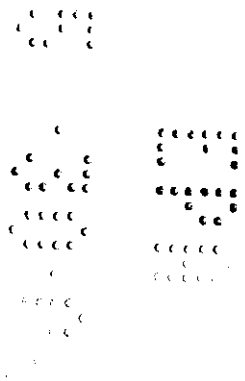
Method of Application: Postdirected spray; site preparation; and spot spray.

ZPP1560 PRO may be used prior to planting Christmas trees; or as a postdirected spray and spot treatment around established Christmas trees.

Follow the directions listed in the **SPRAY ADDITIVES** and **APPLICATION EQUIPMENT AND TECHNIQUES** sections. Refer to the **WEEDS, WOODY BRUSH, AND TREES CONTROLLED** sections, beginning on Page _____, for application rates.

General Use Precautions for Christmas Trees


- Avoid contact of spray, drift, or mist with foliage or green bark of established Christmas trees.
- This product is not recommended for broadcast applications over the top of Christmas trees.



Railroads

ZPP1560 PRO may be used to maintain bare ground on railroad ballast and shoulders. Repeat applications of ZPP1560 PRO may be used, as weeds emerge, to maintain bare ground. ZPP1560 PRO may be used to control tall-growing weeds to improve line-of-sight at railroad crossings and reduce the need for mowing along rights-of-way. For crossing applications, up to 80 gallons of spray solution per acre may be used. ZPP1560 PRO may be tank mixed with the following products for ballast, shoulder, spot, bare ground, and crossing treatments.

- | | | |
|---------|--------|----------|
| Arsenal | Garlon | Sahara |
| Banvel | Hyvar® | Spike® |
| Diuron | Krovar | Telar |
| Escort | Oust | Vanquish |
| | | 2,4-D |



Roadsides


ZPP1560 PRO may be used on road shoulders. It may be applied with boom sprayers, shielded boom sprayers, high-volume off-center nozzles, hand-held equipment, and similar equipment.

ZPP1560 PRO may be used to control weeds growing under guardrails and around signposts and other objects along the roadside.

ZPP1560 PRO may be used as a spot treatment to control unwanted vegetation growing along roadsides.

ZPP1560 PRO may be tank mixed with the following products for shoulder, guardrail, spot, and bare ground treatments:

- | | | |
|-----------|----------|----------|
| Banvel | Oust | Simazine |
| Diuron | Pendulum | Surflan |
| Endurance | Princep | Telar |
| Escort | Ronstar | Vanquish |
| Krovar | Sahara | 2,4-D |



Utility Rights-of Way

ZPP1560 PRO is recommended for the control or partial control of woody brush, trees, annual, and perennial weeds. ZPP1560 PRO is also recommended in preparing or establishing wildlife openings within these sites and for side trimming along utility rights-of-way, including electrical power; pipeline and telephone rights-of-way; and utility sites such as substations.

Broadcast applications can be made at 2 to 10 quarts per acre in 5 to 30 gallons per acre by air, and 10 to 60 gallons per acre by ground.

Spray to wet applications can be made with a handgun, backpack, or mistblower applicator with a 0.75 to 2% spray solution. For low volume directed spray applications, use a 5 to 10% solution of ZPP1560 PRO. Handguns, backpack, or mistblower applicators can be used. For low volume directed spray applications, coverage should be uniform with at least 50 percent of the foliage contacted. Coverage of the top one-half of the plant is important for best results.

Use of 0.5 to 1% NIS is recommended. Mix 2 to 4 quarts of NIS per 100 gallons of spray solution.

Refer to the **WEEDS, WOODY BRUSH, AND TREES CONTROLLED** sections for use rates. For best results, apply to actively growing woody brush and trees after full leaf expansion and before fall color and leaf drop. Increase rates within the recommended range for control of perennial weeds any time after emergence and before seedheads, flowers, or berries appear.

Use the lower rates of ZPP1560 PRO within the recommended range for control of annual weeds and actively growing perennial weeds after seedheads, flowers, or berries appear.


Tank Mixtures for Use in Utility Rights-of-Way

Tank mixtures of ZPP1560 PRO may be used to increase the spectrum of vegetation controlled. Any recommended rate of ZPP1560 PRO may be used in a tankmix.

- Arsenal
- Garlon 3A
- Garlon 4
- Oust

- Only use Garlon 4 tankmixes or use ZPP1560 PRO alone at recommended rates in utility side trimming.
- Ensure that Garlon 3A is thoroughly mixed with water according to label directions before adding to tank mixture. Ensure adequate agitation at the time Garlon 3A is added to avoid spray compatibility problems.

Refer to individual product labels for precautionary statements, restrictions, rates, approved uses, and a list of weeds controlled.



Woody Brush and Tree Management

ZPP1560 PRO may be used to control woody brush and tree weeds in any area described in **General Use Areas**.

Apply 4 to 10.6 quarts ZPP1560 PRO per acre as a broadcast spray, using boom-type or boomless nozzles.

Apply a 0.75 to 2% solution of ZPP1560 PRO when using high-volume spray-to-wet applications. Use a 5 to 10% solution of ZPP1560 PRO when using low volume directed sprays for spot treatment.

For weeds that have been mowed, grazed or cut, allow regrowth to occur prior to treatment. Reduced results may occur when treating weeds heavily covered with dust.

Tank Mixtures for Woody Brush Control on Railroad Rights-of Way

ZPP1560 PRO can be tank mixed with the following products for enhanced control of woody brush and trees.

| | |
|---------|---------|
| Arsenal | Garlon® |
| Escort | Tordon® |

Cut Stumps

ZPP1560 PRO will control regrowth of cut stumps and resprouts of many types of woody brush and tree species, some of which are listed. Apply ZPP1560 PRO using suitable equipment to ensure coverage of the entire cambium. Cut trees or resprouts close to the soil surface. Apply a 50 to 100% solution of ZPP1560 PRO completely covering the freshly-cut surface immediately after cutting. Application delay may result in reduced performance. For best results, applications should be made during periods of active growth and full leaf expansion. Avoid applications during peak sap flow in spring.

| | |
|-------------|------------|
| Alder | Salt-cedar |
| Eucalyptus | Sweetgum |
| Madrone | Tan oak |
| Oak | Willow |
| Reed, giant | |

Note: Avoid making cut stump applications when roots of desirable adjacent trees may have grafted onto the roots of the cut stump.

Tree Injections and Frill Applications

ZPP1560 PRO may be used to control woody brush and trees by using injection and frill applications in any areas described in **General Use Areas**.


Apply the equivalent of 1 ml of this product per each 2 to 3 inches of trunk diameter at breast height (DBH). For best results, apply a 25 to 100% solution of ZPP1560 PRO to a continuous frill or to evenly spaced cuts around the tree below all branches. In larger diameter trees, better results are achieved by applying diluted material to a continuous frill or more closely spaced cuttings.

Avoid runoff in species that exude sap freely by making frills or cuts at an oblique angle, producing a cupping effect. Use ZPP1560 PRO in an undiluted form. For best results, avoid applications during peak sap flow in the spring. Make applications during periods of active growth and after full leaf expansion.

Following is a partial list of species that can be controlled using this technique.

- | | |
|-------------------------|----------|
| Black gum ¹ | Oak |
| Dogwood ¹ | Poplar |
| Hickory ¹ | Sweetgum |
| Maple, red ¹ | Sycamore |

¹Partial Control



ANNUAL WEED CONTROL

Use ZPP1560 PRO at 2 pints per acre if weeds are less than 6 inches in height or runner length. Use 3 to 8 pints per acre if weeds are greater than 6 inches in height or runner length or when weeds are growing under stress.

For spray-to-wet applications, apply a 0.5% solution to weeds less than 6 inches in height or runner length. Apply prior to seedhead formation in grass or bud formation in broadleaf weeds. For annual weeds greater than 6 inches tall, use a 1% solution.

When plants are growing under stressed conditions, or where infestations are dense, ZPP1560 PRO may be used at 5 to 10.6 quarts per acre or a 1 to 2% solution for spot spray clean-up. Use the higher rate for tough-to-control species or for weeds over 24 inches tall.

Table 1. Annual Weeds Controlled

| | | |
|-----------------------------------|--|--------------------------------------|
| Anoda, spurred | Fleabane, annual ¹ | Ragweed, common ¹ |
| Barley ¹ | Fleabane, hairy (<i>Conyza bonariensis</i>) ¹ | Ragweed, giant |
| Barnyardgrass ¹ | Fleabane, rough ¹ | Red rice |
| Bittercress ¹ | Florida pusley | Redweed |
| Black nightshade ¹ | Foxtail ¹ | Russian thistle |
| Bluegrass, annual ¹ | Goatgrass, jointed ¹ | Rye ¹ |
| Bluegrass, bulbous ¹ | Goosegrass | Ryegrass ¹ |
| Brassica, fivehook | Goosefoot, nettleleaf | Sandbur, field ¹ |
| Brome, downy ¹ | Grain sorghum (milo) ¹ | Shattercane ¹ |
| Brome, Japanese ¹ | Groundcherry ¹ | Sheeperspurse ¹ |
| Browntop panicum ¹ | Groundsel, common ¹ | Sicklepod |
| Buffalobur | Hemp sesbania | Signalgrass, broadleaf ¹ |
| Buttercup ¹ | Henbit | Smartweed, ladythumb ¹ |
| Carolina foxtail ¹ | Horseweed/Marestail (<i>Conyza canadensis</i>) | Smartweed, Pennsylvania ¹ |
| Carolina geranium | Itchgrass ¹ | Sowthistle, annual |
| Cheat ¹ | Johnsongrass, seedling | Spanishneedles |
| Cheatgrass | Junglerice | Speedwell, purslane ¹ |
| Chervil ¹ | Knotweed | Sprangletop ¹ |
| Chickweed ¹ | Kochia | Spurge, annual |
| Cocklebur ¹ | Lambsquarters ¹ | Spurge, prostrate ¹ |
| Coffee senna | Little barley ¹ | Spurge, spotted ¹ |
| Copperleaf, hophornbeam | London rocket ¹ | Spurry, umbrella ¹ |
| Corn ¹ | Mayweed | Starthistle, yellow |
| Corn speedwell ¹ | Medusahead ¹ | Stinkgrass ¹ |
| Cowpea | Morningglory (<i>Ipomoea</i> spp.) | Sunflower ¹ |
| Crabgrass ¹ | Mustard, blue ¹ | Teaweed/Prickly sida |
| Croton, tropic | Mustard, tansy ¹ | Texas panicum ¹ |
| Dwarf dandelion ¹ | Mustard, tumble ¹ | Velvetleaf |
| Eastern mannagrass ¹ | Mustard, wild ¹ | Virginia copperleaf ¹ |
| Eclipta ¹ | Oats | Virginia pepperweed ¹ |
| Fall panicum ¹ | Pigweed ¹ | Waterhemp ¹ |
| Falsedandelion ¹ | Plains/Tickseed coreopsis ¹ | Wheat ¹ |
| Falseflax, smallseed ¹ | Poinsettia, wild ¹ | Wild oats ¹ |
| Fiddleneck | Prickly lettuce ¹ | Witchgrass ¹ |
| Field pennycress ¹ | Purslane, common | Woolly cupgrass ¹ |
| Filaree | Rabbitfootgrass | Yellow rocket |

¹When using broadcast equipment (aerial or ground boom sprayers with flat fan nozzles), these species will be controlled or partially controlled with 1 pint per acre. Applications must be made using a minimum of 3 gallons of carrier volume per acre. Use nozzles that ensure thorough coverage of foliage and treat when weeds are in an early growth stage.

PERENNIAL WEED CONTROL

For best results, treat perennial weeds after they reach the reproductive stage of growth (seedhead initiation in grasses and bud formation in broadleaves). For non-flowering plants, best results are obtained when the plants reach a mature stage of growth. Treatment prior to these optimal growth stages reduces control. Under these conditions, use the higher application rate within the recommended range. Allow 7 or more days after application before tillage.

For spray-to-wet applications, ensure thorough coverage. In hand-held equipment for low volume directed spot treatments, apply a 5 to 10% solution of ZPP1560 PRO to the perennial weeds in the following table.

Table 2. Perennial Weeds Controlled

| | |
|--|---------------------------------|
| The following weeds are controlled with 1 to 3 quarts¹ | |
| Alfalfa ² | Nightshade, silverleaf |
| Bentgrass ³ | Orchardgrass |
| Bermudagrass, water (knotgrass) ² | Quackgrass |
| Bluegrass, Kentucky | Redvine ³ |
| Bromegrass, smooth | Ryegrass, perennial |
| Canarygrass, reed | Thistle, Canada |
| Fescue, tall | Thistle, artichoke |
| Iceplant | Timothy |
| Johnsongrass | Trumpet creeper ³ |
| Kikuyugrass | Wheatgrass, western |
| Muhly, wirestem | |
| The following weeds are controlled with 2 to 5 quarts¹ | |
| Anise (fennel) | Milkweed, common |
| Brackenfern | Mullein, common |
| Bursage, woolly-leaf ¹ | Napierrgrass |
| Cattail | Nutsedge; purple, yellow |
| Clover; red, white | Pampasgrass |
| Cogongrass | Paragrass |
| Dallisgrass | Phragmites ³ |
| Dandelion | Poison hemlock |
| Dock, curly | Reed, giant |
| Fescue (except tall) | Smartweed, swamp |
| German ivy | Spurge, leafy ³ |
| Guineagrass | Sweet potato, wild ³ |
| Horsenettle | Torpedograss ³ |
| Jerusalem artichoke | Vaseygrass |
| Lantana | Velvetgrass |
| Lespedeza | |
| The following weeds are controlled with 3 to 5 quarts¹ | |
| Alligatorweed ³ | Horseradish |
| Bahiagrass | Knapweed |
| Bermudagrass | Pepperweed, perennial |
| Bindweed, field | Reed, giant |
| Blueweed, Texas | Torpedograss ³ |
| Dogbane, hemp | |

¹ or use a 2% solution for spot spray clean-up.

² use 1 to 2 quarts

³ partial control

WOODY BRUSH AND TREES

Apply ZPP1560 PRO after full leaf expansion, unless otherwise directed. Use the higher rate for larger plants and/or dense areas of growth. On vines, use the higher rate for plants that have reached the woody stage of growth. In most areas, best results are obtained when application is made in late summer or fall after fruit formation. Applications after some autumn color are acceptable as long as no major leaf drop has occurred. Reduced performance may result if fall treatments are made following a frost.

In arid areas, best results are obtained when applications are made in the spring to early summer when brush species are at high moisture content and are flowering.


Symptoms may not appear prior to frost or senescence with fall treatments.

Allow 7 or more days after application before tillage, mowing or removal. Repeat treatments may be necessary to control plants regenerating from underground parts or seed.

For spray-to-wet applications, ensure thorough coverage. In hand-held equipment for low volume directed spot treatments, apply a 5 to 10% solution of ZPP1560 PRO to the woody brush and trees in the following table.

Table 3. Woody Brush and Trees Controlled

| | |
|--|------------------|
| The following are controlled with 1 to 2 quarts¹ | |
| Birch | Rose, multiflora |
| Cherry, bitter, black, pin | Salmonberry |
| Elderberry | Sweetgum |
| Hawthorn | Thimbleberry |
| Hazel | Trumpet creeper |
| Oak, southern red | |
| The following are controlled with 3 to 4 quarts¹ | |
| Alder | Honeysuckle |
| Blackberry | Oak, post |
| Coyote brush | Willow |
| The following are controlled with 4 to 5 quarts¹ | |
| Kudzu | |
| Poison ivy | |
| Poison oak | |



| | |
|--|--|
| The following are controlled with 2 to 5 quarts¹ | |
| Ash ² | Monkey flower ² |
| Aspen, quaking | Oak, scrub ² |
| Bearmat (Bearclover) ² | Oak; black, white ² |
| Beech ² | Oak; northern, pin |
| Blackgum | Persimmon ² |
| Bracken | Pine |
| Broom; French, Scotch | Poplar, yellow ² |
| Buckwheat, California ² | Redbud, eastern |
| Cascara ² | Russian olive ² |
| Ceanothus ² | Sage, black |
| Chamise ² | Sage, white ² |
| Dogwood ² | Sage brush, California |
| Elm ² | Saltcedar ² |
| Eucalyptus | Sassafras ² |
| Florida holly (Brazilian peppertree) ² | Sourwood ² |
| Gorse ² | Sumac; poison, smooth, winged ² |
| Hasardia ² | Swordfern ² |
| Hickory ² | Tobacco, tree ² |
| Hornbeam, American ² | Vine maple ² |
| Locust, black ² | Virginia creeper |
| Manzanita ² | Waxmyrtle, southern ² |
| Maple, red | |
| The following are controlled with 5 quarts¹ | |
| Catsclaw ² | |
| Madrone resprouts ² | |
| Maple, sugar | |
| Tallowtree, Chinese | |
| Tan oak resprouts ² | |

¹or use a 2% solution for spot spray clean-up.
²partial control

No express or implied license is granted to use or sell ZPP1560 PRO under any patent in any country except as specified. Country: United States of America.
U. S. Patent No. 5468718.

Arsenal[®], Pendulum[®], Plateau[®], and Sahara[™] are trademarks of American Cyanamid Company.
Banvel[®] is a trademark of BASF Corporation.
Barricade[®], Endurance[®], Princep[®] and Vanquish[®] are trademarks of Novartis Crop Protection Inc.
Direx[®] and Karmex[®] are trademarks of Griffin L.L.C.
Escort[®], Hyvar[®], Krovar[®], Oust[®], and Telar[®] are trademarks of DuPont Agricultural Products.
Garlon[®], Spike[®], Surflan[®], and Tordon[®] are trademarks of Dow AgroSciences.
Ronstar[®] is a trademark of Rhone-Poulenc Ag Company.

