

10182-449

01/05/2001

1173



United States
Environmental Protection Agency
Washington, DC 20460

<input type="checkbox"/>	Registration
<input type="checkbox"/>	Amendment
<input checked="" type="checkbox"/>	Other

OPP Identifier Number
NOTIFICATION

Application for Pesticide - Section I

1. Company Product Number 10182-449	2. EPA Product Manager Jim Tompkins.	3. Proposed Classification <input checked="" type="checkbox"/> None <input type="checkbox"/> Restricted
4. Company Product (Name) ZPP 1560 Herbicide	PM# 25	
5. Name and Address of Applicant (Include ZIP Code) Zeneca Ag Products, Inc. P.O. Box 15458 Wilmington, DE 19850-5458 <input type="checkbox"/> Check if this is a new address	6. Expedited Review. In accordance with FIFRA Section 3(c)(3) (b)(i), my product is similar or identical in composition and labeling to: NOTIFICATION EPA Reg. No. _____ Product Name <u>JAN 5 2001</u>	

Section - II

<input type="checkbox"/> Amendment - Explain below.	<input type="checkbox"/> Final printed labels in response to Agency letter dated _____
<input type="checkbox"/> Resubmission in response to Agency letter dated _____	<input type="checkbox"/> "Me Too" Application.
<input checked="" type="checkbox"/> Notification - Explain below.	<input type="checkbox"/> Other - Explain below.

Explanation: Use additional page(s) if necessary. (For Section I and Section II.) *Add Pests and combine/eliminate redundant statements*
 Example: Notification in Compliance with PR Notice 98-10. Notification to ~~_____~~ and to add an alternate source of a registered active ingredient. ~~_____~~
 This notification is consistent with the provisions of PR Notice 98-10 and EPA regulations at 40 CFR 152.46, and no other changes have been made to the labeling or the confidential statement of formula of this product. I understand that it is a violation of 18 U.S.C. Sec. 1001 to willfully make any false statement to EPA. I further understand that if this notification is not consistent with the terms of PR Notice 98-10 and 40 CFR 152.46, this product may be in violation of FIFRA and I may be subject to enforcement action and penalties under sections 12 and 14 of FIFRA.

Do not fill in this section unless the amendment changes any parameters. Section - III

1. Material This Product Will Be Packaged In:				2. Type of Container	
Child-Resistant Packaging <input type="checkbox"/> Yes* <input type="checkbox"/> No	Unit Packaging <input type="checkbox"/> Yes <input type="checkbox"/> No	Water Soluble Packaging <input type="checkbox"/> Yes <input type="checkbox"/> No		<input type="checkbox"/> Metal	<input type="checkbox"/> Plastic
*Certification must be submitted				<input type="checkbox"/> Glass	<input type="checkbox"/> Paper
	If "Yes" Unit Packaging wgt.	No. per Container	If "Yes" Unit Packaging wgt.	No. per container	<input type="checkbox"/> Other (Specify) _____
3. Location of Net Contents Information <input type="checkbox"/> Label <input type="checkbox"/> Container		4. Size(s) Retail Container		5. Location of Label Directions <input type="checkbox"/> On Label <input type="checkbox"/> On Labeling accompanying product	
6. Manner in Which Label is Affixed to Product <input type="checkbox"/> Lithograph <input type="checkbox"/> Other _____ <input type="checkbox"/> Paper glued <input type="checkbox"/> Stenciled					

Section - IV

1. Contact Point (Complete items directly below for identification of individual to be contacted, if necessary, to process this application.)		
Name Becky Rhodes	Title Regulatory Product Manager	Telephone No. (Include Area Code) 865-982-8379
I certify that the statements I have made on this form and all attachments thereto are true, accurate and complete. I acknowledge that any knowingly false or misleading statement may be punishable by fine or imprisonment or both under applicable law.		6. Date Application Received (Stamped)
2. Signature <i>Becky Rhodes n/r</i>	3. Title Regulatory Product Manager	
4. Typed Name Becky Rhodes	5. Date December 4, 2000	



United States
Environmental Protection Agency
 Washington, DC 20460

<input type="checkbox"/>	Registration
<input type="checkbox"/>	Amendment
<input checked="" type="checkbox"/>	Other

OPP Identifier Number
NOTIFICATION

273

Application for Pesticide - Section I

1. Company/Product Number 0182-449	2. EPA Product Manager Jim Tompkins.	3. Proposed Classification <input checked="" type="checkbox"/> None <input type="checkbox"/> Restricted
4. Company/Product (Name) ZPP 1560 Herbicide	PM# 25	
5. Name and Address of Applicant (Include ZIP Code) Zeneca Ag Products, Inc. P.O. Box 15458 Wilmington, DE 19850-5458 <input type="checkbox"/> Check if this is a new address	6. Expedited Review. In accordance with FIFRA Section 3(c)(3) (b)(i), my product is similar or identical in composition and labeling to: NOTIFICATION EPA Reg. No. _____ Product Name <u>JAN 5 2001</u>	

Section - II

<input type="checkbox"/> Amendment - Explain below.	<input type="checkbox"/> Final printed labels in response to Agency letter dated _____
<input type="checkbox"/> Resubmission in response to Agency letter dated _____	<input type="checkbox"/> "Me Too" Application.
<input checked="" type="checkbox"/> Notification - Explain below.	<input type="checkbox"/> Other - Explain below.

Explanation: Use additional page(s) if necessary. (For Section I and Section II.)

Example: Notification in Compliance with PR Notice 98-10. Notification to change Primary Brand Name from ZPP1560 Herbicide to TOUCHDOWN Herbicide

This notification is consistent with the provisions of PR Notice 98-10 and EPA regulations at 40 CFR 152.46, and no other changes have been made to the labeling or the confidential statement of formula of this product. I understand that it is a violation of 18 U.S.C. Sec. 1001 to willfully make any false statement to EPA. I further understand that if this notification is not consistent with the terms of PR Notice 98-10 and 40 CFR 152.46, this product may be in violation of FIFRA and I may be subject to enforcement action and penalties under sections 12 and 14 of FIFRA.

Do not fill in this section unless the amendment changes any parameters. Section - III

1. Material This Product Will Be Packaged In:				2. Type of Container	
Child-Resistant Packaging <input type="checkbox"/> Yes* <input type="checkbox"/> No	Unit Packaging <input type="checkbox"/> Yes <input type="checkbox"/> No	Water Soluble Packaging <input type="checkbox"/> Yes <input type="checkbox"/> No	Metal <input type="checkbox"/>		Plastic <input type="checkbox"/>
*Certification must be submitted		If "Yes" Unit Packaging wgt. No. per Container	If "Yes" Unit Packaging wgt. No. per container		Glass <input type="checkbox"/>
					Paper <input type="checkbox"/>
					Other (Specify) _____
3. Location of Net Contents Information <input type="checkbox"/> Label <input type="checkbox"/> Container		4. Size(s) Retail Container		5. Location of Label Directions <input type="checkbox"/> On Label <input type="checkbox"/> On Labeling accompanying product	
5. Manner in Which Label is Affixed to Product		<input type="checkbox"/> Lithograph <input type="checkbox"/> Paper glued <input type="checkbox"/> Stenciled		<input type="checkbox"/> Other _____	

Section - IV

1. Contact Point (Complete items directly below for identification of individual to be contacted, if necessary, to process this application.)					
Name Becky Rhodes		Title Regulatory Product Manager		Telephone No. (Include Area Code) 865-982-8379	
<p align="center">Certification</p> I certify that the statements I have made on this form and all attachments thereto are true, accurate and complete. I acknowledge that any knowingly false or misleading statement may be punishable by fine or imprisonment or both under applicable law.					6. Date Application Received (Stamped)
2. Signature <i>Becky Rhodes m.r.</i>		3. Title Regulatory Product Manager			
4. Typed Name Becky Rhodes		5. Date December 4, 2000			

NOTIFICATION
JAN 5 2001

TOUCHDOWN Herbicide

NONSELECTIVE FOLIAR SYSTEMIC HERBICIDE FOR WEED CONTROL

ACTIVE INGREDIENT:

*Glyphosate, N-(phosphonomethyl) glycine	28.3%
INERT INGREDIENTS	<u>71.7%</u>
Total	100.0%

*Contains 3 pounds of N-(phosphonomethyl) glycine (glyphosate) acid in each gallon, in the diammonium salt form.

EPA Reg. No. 10182-449

KEEP OUT OF REACH OF CHILDREN

CAUTION

Made in Belgium; Packaged in U.S.A

ZENECA Ag Products
ZENECA Ag Products Inc.
Wilmington, DE 19850-5458

COMPLETE DIRECTIONS FOR USE
CONDITIONS OF SALE
AND LIMITATION OF WARRANTY AND LIABILITY

NOTICE: Read the entire Directions for Use and Conditions of Sale and Limitation of Warranty and Liability before buying or using this product. If the terms are not acceptable, return the product at once, unopened, and the purchase price will be refunded.

The Directions for Use of this product should be followed carefully. It is impossible to eliminate all risks inherently associated with the use of this product. Crop injury, ineffectiveness or other unintended consequences may result because of such factors as manner of use or application, weather or crop conditions, presence of other materials or other influencing factors in the use of the product, which are beyond the control of ZENECA or Seller. All such risks shall be assumed by Buyer and User, and Buyer and User agree to hold ZENECA and Seller harmless for any claims relating to such factors.

ZENECA warrants that this product conforms to the chemical description on the label and is reasonably fit for the purposes stated in the Directions for Use, subject to the inherent risks referred to above, when used in accordance with directions under normal use conditions. This warranty does not extend to the use of this product contrary to label instructions, or under abnormal conditions or under conditions not reasonably foreseeable to or beyond the control of Seller or ZENECA, and Buyer and User assume the risk of any such use. ZENECA MAKES NO WARRANTIES OF MERCHANTABILITY OR OF FITNESS FOR A PARTICULAR PURPOSE NOR ANY OTHER EXPRESS OR IMPLIED WARRANTY EXCEPT AS STATED ABOVE.

In no event shall ZENECA or Seller be liable for any incidental, consequential or special damages resulting from the use or handling of this product. **THE EXCLUSIVE REMEDY OF THE USER OR BUYER, AND THE EXCLUSIVE LIABILITY OF ZENECA AND SELLER FOR ANY AND ALL CLAIMS, LOSSES, INJURIES OR DAMAGES (INCLUDING CLAIMS BASED ON BREACH OF WARRANTY, CONTRACT, NEGLIGENCE, TORT, STRICT LIABILITY OR OTHERWISE) RESULTING FROM THE USE OR HANDLING OF THIS PRODUCT, SHALL BE THE RETURN OF THE PURCHASE PRICE OF THE PRODUCT OR, AT THE ELECTION OF ZENECA OR SELLER, THE REPLACEMENT OF THE PRODUCT.**

ZENECA and Seller offer this product, and Buyer and User accept it, subject to the foregoing conditions of sale and limitations of warranty and of liability, which may not be modified except by written agreement signed by a duly authorized representative of ZENECA.





TABLE OF CONTENTS

	Page
FIRST AID	
PRECAUTIONARY STATEMENTS	
PERSONAL PROTECTIVE EQUIPMENT	
USER SAFETY RECOMMENDATIONS	
ENVIRONMENTAL HAZARDS	
DIRECTIONS FOR USE	
AGRICULTURAL USE REQUIREMENTS	
NONAGRICULTURAL USE REQUIREMENTS	
STORAGE AND DISPOSAL	
GENERAL INFORMATION	
GENERAL USE PRECAUTIONS	
APPLICATION DIRECTIONS	
Timing	
Rates	
SPRAY ADDITIVES	
Surfactants/Wetting Agents	
Ammonium Sulfate	
Drift Control Agents	
TANKMIXES WITH RESIDUAL HERBICIDES	
APPLICATION EQUIPMENT AND TECHNIQUES	
Ground	
Air	
Shielded/Hooded Application	
Spot Treatments	
Wiper Application	
CDA Equipment	
CROPS	
ALFALFA, CLOVER, AND OTHER LEGUMES	
Method of Application	
Preplant/Preemergence, Dormant, or Renovation	
Preharvest (Alfalfa Only)	
General Use Precautions	
Tank Mixtures for Preplant/Preemergence, Dormant, or Renovation Use	
BERRIES, FRUITS, NUTS, AND VINES	
Method of Application	
General Use Precautions	
Tank Mixtures with Residual Herbicides and 2,4-D	
Hard to Control Weed Recommendations in Citrus (Florida and Texas Only)	
Perennial Grass Suppression (Chemical Mowing) of Orchard Floors	
CHRISTMAS TREES	
Method of Application	
General Use Precautions	
CONSERVATION COMPLIANCE/CONSERVATION RESERVE PROGRAM (CRP)	
CORN (FIELD, POPCORN, SEED CORN, AND SWEET CORN)	
Method of Application	
General Use Precautions	
Tank Mixtures	
Hooded Sprayers	
Preharvest	
CORN, GLYPHOSATE-TOLERANT (including ROUNDUP READY® Corn)	
Method of Application	
General Use Precautions	
Tank Mixtures	
Postemergence	
Preharvest	

- COTTON
 - Method of Application
 - General Use Precautions
 - Tank Mixtures for Cotton (Preplant/Preemergence)
 - Shielded/Hooded Sprays
 - Tank Mixtures (Postdirected or Hooded)
 - Preharvest
- COTTON, GLYPHOSATE-TOLERANT (including ROUNDUP READY® Cotton)
 - Method of Application
 - General Use Precautions
 - Tank Mixtures (Preplant/Preemergence)
 - Postemergence
 - Postdirected or Hooded Applications
 - Tank Mixtures (Postdirected or Hooded Applications)
 - Salvage Treatment
 - Preharvest
- FALLOWLAND AND POSTHARVEST USE
 - Method of Application
 - Chemical Fallow-Ecofallow
 - Postharvest Chemical Fallow for Cereals
 - Aid to Tillage
 - Fallow Beds/Stale Seed Beds
 - Postharvest Use
 - General Use Precautions
- FARMSTEADS (NONCROP)
 - Method of Application
 - Tank Mixtures for Farmsteads
 - Chemical Mowing
 - Cut Stumps
 - Habitat Management
 - General Use Precautions
- GRASS SEED PRODUCTION
 - Method of Application
 - General Use Precautions
 - Shielded/Hooded Sprayers
 - Wiper/Wick Applicators
- GRASSES
 - Method of Application
 - General Use Precautions
 - Tank Mixtures for Preplant/Preemergence, Dormant, or Renovation
- HERBS
 - Method of Application
 - General Use Precautions
- PASTURES
 - Method of Application
 - General Use Precautions
 - Tank Mixtures for Pastures
- PEANUTS
- SMALL GRAINS
 - Method of Application
 - General Use Precautions
 - Tank Mixtures for Preplant/Preemergence
 - Preharvest (wheat only)
- SORGHUM (MILO)
 - Method of Application
 - General Use Precautions
 - Tank Mixtures for Sorghum (Preplant/Preemergence)
 - Hooded Sprays
 - Preharvest (Except California)

- SOYBEANS
 - Method of Application
 - General Use Precautions
 - Tank Mixtures for Soybeans (Preplant/Preemergence)
 - Preharvest
- SOYBEANS, GLYPHOSATE-TOLERANT (including ROUNDUP READY® Soybeans)
 - Method of Application
 - General Use Precautions
 - Preplant/Preemergence
 - Postemergence
 - Annual Weeds
 - Perennial Weeds
 - Tank Mixtures
 - Preharvest
- SUGARCANE
 - Method of Application
 - General Use Precautions
 - Tank Mixtures for Preplant/Preemergence
 - Hooded Sprays
 - Fallow Treatments
- SUNFLOWER
 - Method of Application
 - General Use Precautions
 - Tank Mixtures for Preplant/Preemergence
- VEGETABLE CROPS
 - Method of Application
 - General Use Precautions
 - Tank Mixtures with Residual Herbicides for Preplant/Preemergence
- WEEDS CONTROLLED
 - North/ South Region Annual Weed Control (Table 1)
 - Western Region Annual Weed Control (Table 2)
 - Annual Weed Control - Tankmix with Dicamba or 2,4-D (Table 3)
 - Perennial and Woody Plant Weed Control-Alone or with Dicamba or 2,4-D (Table 4)
 - Woody Brush and Trees Controlled (Table 5)



FIRST AID: IF IN EYES, flush eyes with plenty of water. Call a physician if irritation persists.

CALL ZENECA'S MEDICAL EMERGENCY INFORMATION NETWORK AT 1-800-327-8633 (1-800-F-A-S-T-M-E-D) FOR 24-HOUR EMERGENCY MEDICAL ASSISTANCE.

CALL CHEMTREC AT 1-800-424-9300 FOR A CHEMICAL EMERGENCY such as a spill, leak, fire, or accident.

PRECAUTIONARY STATEMENTS

HAZARDS TO HUMANS AND DOMESTIC ANIMALS

CAUTION

Causes moderate eye irritation. Avoid contact with eyes or clothing. Wash thoroughly with soap and water after handling.

PERSONAL PROTECTIVE EQUIPMENT

Applicators and other handlers must wear: long sleeved shirt and long pants, socks, and shoes.

Follow manufacturer's instructions for cleaning/maintaining PPE. If no such instructions for washables, use detergent and hot water. Keep and wash PPE separately from other laundry.

When handlers use closed systems, enclosed cabs, or aircraft in a manner that meets the requirements listed in the Worker Protection Standard (WPS) for agricultural pesticides [40 CFR 170.240(d) (4-6)], the handler PPE requirements may be reduced or modified as specified in the WPS.


User Safety Recommendations

Users should:

- Wash hands before eating, drinking, chewing gum, using tobacco, or using the toilet.
- Remove clothing immediately if pesticide gets inside. Then wash thoroughly and put on clean clothing.
- Remove PPE immediately after handling this product. Wash the outside of gloves before removing. As soon as possible, wash thoroughly and change into clean clothing.

ENVIRONMENTAL HAZARDS

Do not apply directly to water or to areas where surface water is present or to intertidal areas below the mean high water mark. Do not contaminate water when cleaning equipment or disposing of equipment washwaters.



DIRECTIONS FOR USE

It is a violation of Federal law to use this product in a manner inconsistent with its labeling.

Do not apply this product in a way that will contact workers or other persons, either directly or through drift. Only protected handlers may be in the area during application. For any requirements specific to your State or Tribe, consult the agency responsible for pesticide regulation.

AGRICULTURAL USE REQUIREMENTS

Use this product only in accordance with its labeling and with the Worker Protection Standard, 40 CFR part 170. This Standard contains requirements for the protection of agricultural workers on farms, forests, nurseries, and greenhouses, and handlers of agricultural pesticides. It contains requirements for training, decontamination, notification, and emergency assistance. It also contains specific instructions and exceptions pertaining to the statements on this label about personal protective equipment (PPE) and restricted-entry interval. The requirements in this box only apply to uses of this product that are covered by the Worker Protection Standard.

Do not enter or allow worker entry into treated areas during the restricted entry interval (REI) of 4 hours.


PPE required for early entry to treated areas that is permitted under the Worker Protection Standard and that involves contact with anything that has been treated, such as plants, soil, or water, is:

- Coveralls.
- Waterproof gloves.
- Shoes plus socks.

NON-AGRICULTURAL USE REQUIREMENTS

The requirements in this box apply to uses of this product that are **NOT** within the scope of the Worker Protection Standard for agricultural pesticides (40 CFR Part 170). The WPS applies when this product is used to produce agricultural plants on farms, forests, nurseries, or greenhouses.

Keep people and pets off treated areas until spray solution has dried.



10/73

STORAGE AND DISPOSAL

Do not contaminate water, food, or feed by storage or disposal.

PESTICIDE DISPOSAL: Wastes resulting from the use of this product may be disposed of on site or at an approved waste disposal facility.


CONTAINER DISPOSAL: Triple rinse (or equivalent). Then offer for recycling or reconditioning, or puncture and dispose of in a sanitary landfill or by incineration, or, if allowed by State and local authorities, by burning. If burned, stay out of smoke.

FOR RECYCLABLE/REFILLABLE CONTAINERS:

Before refilling, inspect thoroughly for damage such as cracks, punctures, bulges, dents, abrasions, and damaged or worn threads on closure devices. After filling and before transporting, check for leaks. Do not refill or transport damaged or leaking container.

CONTAINER DISPOSAL: Reseal container and offer for reconditioning, or triple rinse (or equivalent) and offer for recycling or reconditioning, or clean in accordance with manufacturer's instructions.

CONTAINER IS NOT SAFE FOR FOOD, FEED, OR DRINKING WATER!



GENERAL INFORMATION

TOUCHDOWN is a nonselective foliar systemic herbicide used to control a broad spectrum of emerged grass and broadleaf weeds, both annual and perennial, in:

- alfalfa, clover, grasses, and pastures
- berries, fruits, nuts, and vines
- Christmas trees
- conservation compliance/conservation reserve program (CRP)
- corn, including glyphosate tolerant
- cotton, including glyphosate tolerant
- fallowland and postharvest
- farmsteads
- grasses and grass seed production
- herbs
- peanuts
- small grains
- sorghum
- soybeans, including glyphosate-tolerant
- sugarcane
- sunflower
- vegetables

TOUCHDOWN is formulated as a liquid concentrate which contains 3 pounds acid equivalent per gallon, in the diammonium salt form.

GENERAL USE PRECAUTIONS

- **TOUCHDOWN** requires actively growing green plant tissue to function. Application to drought-stressed weeds or weeds with little green foliage (i.e. mowed, cut, or hauled on weeds); weeds covered with dust; weeds damaged by insects or diseases may result in reduced weed control.
- **TOUCHDOWN** does not provide soil residual control of weeds. Weeds emerging after application will require retreatment.
- Heavy rainfall or irrigation shortly after application may require retreatment.
- Tillage or mowing within 3 days following application may reduce weed control.
- Do not apply this product through any type of irrigation system.
- DO NOT spray if conditions of thermal inversion exist, or if wind direction and speed may cause spray to drift onto adjacent nontarget areas. Drift minimization is the responsibility of the applicator. Consult with local and State agricultural authorities for information regarding avoiding or minimizing spray drift.
- **TOUCHDOWN** is not volatile and cannot move as a vapor after application onto nontarget vegetation.
- It is recommended that the spray system be thoroughly cleaned with water and a commercial tank cleaner after each use.
- Spray solutions of **TOUCHDOWN** should be mixed, stored, and applied using only plastic, plastic-lined steel, stainless steel, aluminum, or fiberglass containers. Concentrate should not be stored in galvanized steel, carbon steel, aluminum, or unlined steel containers.

12/73

- There are no rotational crop restrictions following application of this product.
- Damage may be caused by contact of TOUCHDOWN to any vegetation to which treatment is not intended.
- In crop areas, do not exceed a total of 8 quarts per acre. In noncrop areas, do not exceed a total of 10.6 quarts per acre.
- Do not exceed 1 quart per acre by air unless otherwise specified on this label.
- For broadcast postemergence treatments, do not harvest or feed treated vegetation for 8 weeks following application, unless otherwise specified.

APPLICATION DIRECTIONS

Timing

TOUCHDOWN should be applied to actively growing emerged weeds. Annual weeds of 6 inches or less in height are typically the easiest to control. Generally, more effective control of perennial weeds is achieved at the flowering or seedhead stage. Refer to the **WEEDS, WOODY BRUSH, AND TREES CONTROLLED** sections, beginning on Page _____, for specific application timing.

When annual weeds have been mowed or grazed, wait for 3 to 4 inches of new growth to appear prior to application. When perennial weeds have been mowed or grazed, allow new growth to reach recommended stage prior to application.

Visible effects on annual weeds occurs within 2 to 4 days after application; effects on perennial weeds may take 7 days or longer. Extremely cool or cloudy weather following treatment may slow activity.

Rates

Follow recommended rates for TOUCHDOWN listed in the **WEEDS, WOODY BRUSH, AND TREES CONTROLLED** section, beginning on Page _____. Use the higher label rates when weeds are dense or large. Also, use higher application volumes and pressures when weed vegetation is dense.

SPRAY ADDITIVES

Surfactants/Wetting Agents

A nonionic surfactant (NIS) or wetting agent (approved for use on growing crops) may be used at levels up to 0.25% v/v (1 quart NIS or wetting agent/100 gallons) of finished spray volumes. All nonionic surfactants or wetting agents should contain at least 75% active ingredient.

Ammonium Sulfate (AMS)

Control of annual and perennial weeds with TOUCHDOWN may be improved by adding dry ammonium sulfate at 0.5 to 2% by weight or 4.25 to 17 pounds per 100 gallons of water. Liquid formulations of AMS may be used at an equivalent rate. Do not reduce use rates of TOUCHDOWN when using AMS.

Drift Control Agents

Drift control agents may be used with TOUCHDOWN.

TANKMIXES WITH RESIDUAL HERBICIDES

Refer to crop sections for recommended tankmixes. Tankmixes of TOUCHDOWN with other pesticides, fertilizers, or any other additives except as specified on this label or other approved ZENECA supplemental labeling may result in tankmix incompatibility or unsatisfactory performance. It is recommended that the compatibility of any tankmix combination be tested on a small scale such as a jar test before actual tank mixing.

Always refer to labels of other pesticide products for mixing directions and precautions which may differ from those outlined here. Use in accordance with the most restrictive of label limitations and precautions. No label dosage rates should be exceeded. This product cannot be mixed with any product containing a label prohibition against such mixing.

Tank Mixing Recommendations:

1. Fill spray tank 1/2 full with clean water.
2. Begin tank agitation and continue throughout mixing and spraying.
3. Add AMS (if used).
4. Add dry formulations (WP, DF, etc.) to tank.
5. Add liquid formulations (SC, EC, L, etc.) to tank.
6. Add TOUCHDOWN.
7. Add nonionic surfactant/wetting agent (if used).
8. Fill remainder of spray tank.

APPLICATION EQUIPMENT AND TECHNIQUES

- Avoid drift. Do not apply in low level inversion conditions, when winds are gusty or under any other conditions which favor drift. Inversions are characterized by stable air and increasing temperatures with height above the ground. The applicator may detect the presence of an inversion by producing smoke and observing a smoke layer. Drift may cause damage to any vegetation contacted to which treatment is not intended.
- Drift control additives may be used with TOUCHDOWN. Read and follow the manufacturer's directions for use.
- All equipment must be properly maintained and washed to remove product residues after use.

Broadcast Applications

Ground

Applications should be made in 3 to 40 gallons of water per acre.

When foliage is dense, spray volume should be increased to ensure coverage of the target weeds. Flat-fan nozzles will result in the most effective application of TOUCHDOWN. Spray boom and nozzle heights must be adjusted to provide coverage of target weed. Flood nozzles may result in reduced weed control due to inadequate coverage.

Air

Applications should be made in 3 to 15 gallons of water per acre.

Spray should be released at the lowest height consistent with effective weed control and flight safety. Applications more than 10 feet above the canopy should be avoided.

Use the largest droplet size consistent with good weed control. Formation of very small droplets may be minimized by appropriate nozzle selection, by orienting nozzles away from the air stream as much as possible, and by avoiding inappropriate spray boom pressure. Solid stream or low shear nozzles may be utilized to reduce small droplet formation. These nozzles direct the fluid parallel to the existing airflow to reduce shear effects. Other techniques may include reducing the fan angle of flat fan nozzles if used, or reducing the deflector plate angle if deflector type nozzles are used. Ensure the spray is released at an appropriate distance below the airfoil.

For best results, each specific aerial application vehicle used should be quantifiably pattern tested for aerial application of TOUCHDOWN herbicide initially and every year thereafter. To minimize drift, it is suggested aerial application equipment produce the following minimum spray deposition characteristics:

- Volume Median Diameter (VMD) > 400 microns
- Volume Diameter (VD) {0.9} > 200 microns

Prolonged exposure of TOUCHDOWN to uncoated steel surfaces may result in corrosion and possible failure of the part. The maintenance of an organic coating (paint) which meets aerospace specification MIL-C-38413 may prevent corrosion. To prevent corrosion of exposed parts, thoroughly wash aircraft after each day of spraying to remove residues of TOUCHDOWN accumulated during spraying or from spills. Landing gear are most susceptible.

Shielded/Hooded Application

Use shielded/hooded sprayers to control weeds between rows while protecting the crop from the herbicide. Keep shields/hoods as close to the ground as possible and avoid ground speed in excess of 5 mph. Use appropriate nozzles, spacing, and pressure to achieve coverage without allowing spray to touch or drift onto the crop. Maintain equipment in good operating condition to prevent leakage or dripping onto the crop. Refer to state extension service recommendations and equipment manufacturers' guidelines for more information on proper operation of shielded/hooded sprayers.

Spot Treatments

For annual weeds less than 6 inches, use a 0.4 to 0.75% v/v solution. For annual weeds over 6 inches, use a 0.75 to 1.5% v/v solution. Use a 1 to 2% v/v solution for most perennials (see Table 4 for specific rates and timing). When using motorized spot spray equipment (rider bar), use a 3% v/v solution. See Spot Spray Dilution Table below for rates of TOUCHDOWN/volume of finished spray solution. Spray the solution on actively growing weeds until uniformly wet but not to the point of runoff. Retreat 14-21 days later if regrowth occurs.

TOUCHDOWN Herbicide Spot Spray Dilution Table

Solution Strength	To Make This Volume			
	1 gallon	10 gallons	25 gallons	100 gallons
0.5%	0.6 fl oz	6 fl oz	1 pint	2 quarts
0.4%	0.5 fl oz	5 fl oz	0.8 pints	3.2 pints
0.75%	1 fl oz	0.6 pints	1.5 pints	3 quarts
1%	1.3 fl ozs	0.8 pints	2 pints	1 gallon
1.25%	1.6 fl ozs	1 pint	2.5 pints	5 quarts
1.5%	2 fl ozs	1.25 pints	3 pints	6 quarts
2%	2.6 fl ozs	1.5 pints	4 pints	2 gallons
3%	4 fl ozs	2.5 pints	6 pints	3 gallons

Wiper Application

TOUCHDOWN may be applied using a wiper or "wick" applicator (e.g. rope, sponge, or porous plastic applicators) for selective control or suppression of annual and perennial weeds which become taller than the crop or desirable vegetation. Mix 1 gallon of TOUCHDOWN in 2 gallons of water unless directed otherwise in this label (See **General Use Precautions** for Berries, Fruits, Nuts, and Vines). Precautions should be taken to avoid contact with crops or desirable vegetation. Equipment should be operated at speeds of 5 mph or less. Use slower speeds where weeds are dense. For improved control, make two applications in opposite directions.

15/73

CDA Equipment

For control of annual weeds with hand held equipment, apply a 20% solution of **TOUCHDOWN** at a flow rate of 2 fluid ounces per minute and a walking speed of 1.5 mph (1 quart per acre). For perennial weeds, use a 20 to 40% solution of **TOUCHDOWN** at a flow rate of 2 ounces per minute and a walking speed of 0.75 mph (2 to 4 quarts per acre). For vehicle mounted equipment, apply in 3 to 15 gallons of water per acre. Refer to the **WEEDS, WOODY BRUSH, AND TREES CONTROLLED** sections, beginning on Page _____, for application rates and timing.

Precautions should be taken to avoid contact with crops or desirable vegetation.

CROPS

This section is organized alphabetically by crop categories. There may be several crops listed in a crop category.

ALFALFA, CLOVER, AND OTHER LEGUMES

TOUCHDOWN may be used on the legume crops listed below:

Alfalfa	Lespedeza	Trefoil
Clover	Lupine	Velvetbean
Kudzu	Sainfoin	Vetch

METHOD OF APPLICATION: Before, during, or after planting but before crop emergence; renovation; spot spray (alfalfa and clover only); wiper/wick (alfalfa and clover only); preharvest (alfalfa only); and postharvest.

PREPLANT/PREEMERGENCE, DORMANT, OR RENOVATION

Deep tillage following treatment of weeds with TOUCHDOWN or a sequential application of TOUCHDOWN may be required to control well established perennials.

PREHARVEST (Alfalfa Only)

Use this treatment to eliminate or destroy declining alfalfa stands. Up to 1 quart per acre of TOUCHDOWN may be applied as a broadcast spray with ground or aerial equipment up to 36 hours before harvest. Applications may be made any time of the year when the alfalfa crop is in the bud to flower stage of growth. Deep tillage following preharvest treatment or a postharvest application of TOUCHDOWN may be required to provide control of well established perennials. ~~Do not apply a preharvest treatment on alfalfa grown for seed as a reduction in germination or vigor may occur.~~

Follow directions listed in the **APPLICATION DIRECTIONS, SPRAY ADDITIVES, and APPLICATION EQUIPMENT AND TECHNIQUES** sections. Refer to the **WEEDS CONTROLLED** section, beginning on Page _____, for rates and timing.

GENERAL USE PRECAUTIONS FOR ALFALFA, CLOVER, AND OTHER LEGUMES

- Spot and wiper/wick application must be made at least 14 days before grazing or harvest of forage and hay.
- Preharvest and renovation applications can be made with no more than 1 quart per acre up to 36 hours before grazing or harvest of forage or hay.
- ~~Do not apply a preharvest treatment on alfalfa grown for seed as a reduction in germination or vigor may occur.~~

TANK MIXTURES FOR PREPLANT/PREEMERGENCE, DORMANT, OR RENOVATION USE FOR ALFALFA, CLOVER, AND OTHER LEGUMES

TOUCHDOWN can be tank mixed with the following herbicides for control or suppression of annual and perennial weeds provided that the tankmix product label allows use of the product. Refer to the **WEEDS CONTROLLED** section for application rates and timing. Apply TOUCHDOWN at 1 to 8 pints per acre in these tankmixes for control or suppression of annual and perennial weeds. For control or suppression of dense populations of weeds greater than 12 inches in height or weeds under stress, consider use rates at the higher end of the rate range.

Buctril®	Karmex®	Prowl®	Velpar®
Dual®	Kerb®	Pursuit®	
EPTAM®	Lexone®/Sencor®	Trifluralin	

Refer to individual product labels for precautionary statements, restrictions, rates, approved uses, and a list of weeds controlled.

BERRIES , FRUITS, NUTS, AND VINES

TOUCHDOWN may be used on both bearing and nonbearing crops listed below.

- | | |
|----------------------------|------------------------------|
| Almond | Lemon |
| Apple | Lime |
| Apricot | Loganberry |
| Atemoya | Longan |
| Avocado | Loquat |
| Banana | Lychee |
| Barbados cherry (Acerola) | Macadamia |
| Beechnut | Mandarin |
| Blackberry | Mango |
| Blueberry | Mangosteen |
| Boysenberry | Marmaladebox (genip) |
| Breadfruit | Mayhaw |
| Brazil nut | Nectarine |
| Butternut | Olallieberry |
| Calamondin | Olive (postdirected only) |
| Canistel | Orange (all) |
| Carambola | Oriental pear |
| Cashew | Papaya |
| Cherimoya | Passion fruit |
| Cherry (sweet, sour, tart) | Peach |
| Chestnut | Pear |
| Chinquapin | Pecan |
| Chironja | Persimmon |
| Citron (postdirected only) | Pineapple |
| Citrus hybrids | Pistachio |
| Cocoa bean | Plantain |
| Coconut | Plum |
| Coffee | Plumcot |
| Crabapple | Pomegranate |
| Cranberry | Prune (all) |
| Currant | Pummelo |
| Date | Quince |
| Dewberry | Rambutan |
| Durian | Raspberry (black, red) |
| Elderberry | Sapodilla |
| Fig | Sapote (black, mamey, white) |
| Filbert (Hazelnut) | Satsuma mandarin |
| Gooseberry | Soursop |
| Grapefruit | Sugar apple |
| Grapes (all) | Tamarind |
| Guava | Tangelo |
| Hickory nut | Tangerine |
| Huckleberry | Tangor |
| Jaboticaba | Tea |
| Jackfruit | Walnut (black, English) |
| Kiwi fruit | Youngberry |
| Kumquat | |

METHOD OF APPLICATION: Preplant; preemergence; directed spray (except cranberry); middles (between rows of trees); strips (in rows of trees); perennial grass suppression (chemical mowing); and wiper/wick applicator equipment.

GENERAL USE

Applications may be made with boom equipment; shielded sprayers; CDA; hand-held and high-volume wands; lances; orchard guns; or wiper/wick application equipment, except as directed in the **GENERAL USE PRECAUTIONS FOR BERRIES, FRUITS, NUTS, AND VINES** section. Follow directions listed in the **APPLICATION DIRECTIONS, SPRAY ADDITIVES, and APPLICATION EQUIPMENT AND TECHNIQUES** sections of this label. Refer to the **WEEDS, WOODY BRUSH, AND TREES CONTROLLED** sections, beginning on Page _____, for application rates and timing.

Multiple applications may be necessary to control certain perennial weeds. For residual weed control, tank mix TOUCHDOWN with residual herbicides as prescribed in the **TANK MIXTURES FOR BERRIES, FRUITS, NUTS, AND VINES** section, or make multiple applications.

GENERAL USE PRECAUTIONS FOR BERRIES, FRUITS, NUTS, AND VINES

- Do not allow the spray, spray drift, or mist to contact foliage, fruit, shoots, branches, canes, suckers, open wounds, or green parts of crops. Contact with any crop part other than mature brown woody bark can result in severe crop injury.
- Avoid contact with stumps as injury to adjacent trees may occur from root grafting.
- Do not apply in a tankmix in Puerto Rico.
- For **PEACHES** grown in *Alabama, Arkansas, Florida, Georgia, Louisiana, Mississippi, North Carolina, South Carolina, and Tennessee*, apply TOUCHDOWN with a shielded applicator which prevents contact with foliage, suckers, or bark of trees. Apply no later than 90 days after first bloom to avoid severe damage. Avoid application to peach trees with recent mechanical injury or pruning wounds. Apply only near trees which have been planted in the orchard for two or more years. **SEVERE INJURY WILL OCCUR IF ANY PORTION OF THE PEACH TREE IS CONTACTED WITH SPRAY OR SPRAY DRIFT.**
- For **APRICOTS, NECTARINES, PEACHES, PLUMS, and PRUNES** grown in *Arizona, California, Colorado, Idaho, Kansas, Kentucky, New Jersey, North Dakota, Oklahoma, Oregon, Texas, Utah, and Washington*, any application equipment listed for these crops may be used.
- For **APRICOTS, NECTARINES, PEACHES, PLUMS, and PRUNES** grown in all other states not previously listed, use only wiper/wick application equipment.
- For **GRAPES** grown in the *Great Lakes and Northeast regions*, apply TOUCHDOWN prior to the end of bloom stage to avoid injury, or apply with shielded equipment.
- For **COFFEE and BANANA**, delay application 3 months after transplanting to allow the new plants to become established.
- For all other crops in this section, allow a minimum of 3 days between application and transplanting.
- For **BLACKBERRY, BLUEBERRY, BOYSENBERRY, CRANBERRY, CURRANT, DEWBERRY, ELDERBERRY, GOOSEBERRY, HUCKLEBERRY, LOGANBERRY, OLALLIEBERRY, RASPBERRY, AND YOUNGBERRY**, mix 1 gallon of TOUCHDOWN in 4 gallons of water for wiper/wick applications.
- Allow at least 17 days from the last application to harvest of **stone fruit or olives**.

19/73

- ~~Allow at least 14 days from the last application to harvest of grapes and small berries.~~
- Allow at least 3 days from last application to harvest of nuts.
- Allow at least 30 days from last application to harvest of cranberries.
- Allow at least 28 days from last application to harvest of coffee.
- Allow at least 1 day from the last application to harvest of banana, citrus, guava, papaya, plantain, or pome fruit (except mayhaw).
- Allow at least 14 days from last application to harvest of acerola, atemoya, avocado, breadfruit, canistel, carambola, cherimoya, cocoa beans, coconuts, dates, figs, genip, grapes, jaboticaba, jackfruit, longan, lychee, mango, mayhaw, passion fruit, persimmon, pomegranate, sapodilla, sapote, small berries, soursop, sugar apple, tamarind, and tea.

TANK MIXTURES WITH RESIDUAL HERBICIDES AND 2,4-D FOR BERRIES, FRUITS, NUTS, AND VINES

TOUCHDOWN can be tank mixed with the following herbicides for control or suppression of annual and perennial weeds provided that the tankmix product label allows use of the product. Refer to the WEEDS CONTROLLED section, beginning on Page _____, for application rates and timing. Apply TOUCHDOWN at 1 to 5 quarts per acre in these tankmixes for control or suppression of annual and perennial weeds. For control or suppression of dense populations or weeds greater than 12 inches in height or weeds under stress, consider use rates at the higher end of the rate range.

DEVRINOL®	Krovar®	Sim-Trol®
Direrx®	Princep® 4L	Sinbar®
Goal®	Princep Caliber 90®	Solicam®
Karmex	Prowl	Surflan®
Kerb	Simazine	2,4-D

Refer to the individual product labels for precautionary statements, restrictions, recommended rates, approved crops, and a list of weeds controlled.

TANKMIX WITH GOAL HERBICIDE IN ROW MIDDLES

Apply TOUCHDOWN at 1 to 2 pints per acre in a tankmix with 3 to 12 ounces of Goal herbicide for the control of annual weeds that are a maximum of 6 inches in height or diameter including annual sowthistle; crabgrass; common cheeseweed; common groundsel; common lambsquarters; common purslane (suppression); common ryegrass; filaree (suppression); hairy fleabane; horseweed/marestail; junglerice; London rocket; redroot pigweed; shepherdspurse; and stinging nettle. For control of common cheeseweed up to 3 inches in diameter, apply 12 ounces to 2 pints per acre of TOUCHDOWN with 3 to 12 ounces per acre of Goal.

Refer to the Goal label for precautionary statements, restrictions, and approved crops.

HARD TO CONTROL WEED RECOMMENDATIONS IN CITRUS (FLORIDA AND TEXAS ONLY)

To control or suppress the perennial weeds listed in the following table, apply the recommended rate of TOUCHDOWN in 3 to 30 gallons of water per acre. Use 10 to 30 gallons per acre if weed foliage is dense. Apply when weeds are actively growing. Refer to the PERENNIAL WEED CONTROL section, Table 4, for application timing. If weeds have been mowed or grazed, allow new growth to reach recommended growth stage prior to application.

Weed Species	Rate of TOUCHDOWN (Quarts per Acre)			
	1	2	3	5
Bermudagrass	B	B	PC	C
Guineagrass				
Texas and Florida Ridge	B	C	C	C
Florida Flatwoods	NR	B	C	C
Paragrass	B	C	C	C
Torpedograss	NR	S	PC	PC

B = Burndown
C = Control
NR = Not Recommended

PC = Partial Control
S = Suppression

For goatweed, apply 2 to 3 quarts of TOUCHDOWN per acre. Apply in 20 to 30 gallons of water per acre when plants are actively growing. Use the 2 quart rate on plants less than 8 inches tall and 3 quarts on plants greater than 8 inches tall. When plants are greater than 8 inches tall, the addition of Krovar or Karmex may improve control. If using a tankmix, refer to individual product labels for precautionary statements, restrictions, rates, and a list of weeds controlled.

PERENNIAL GRASS SUPPRESSION (CHEMICAL MOWING) OF ORCHARD FLOORS

For best results, mow to an even height and apply TOUCHDOWN 3 or 4 days later. Do not add AMS to the spray solution. Application must be made 1 to 3 weeks ahead of seedhead emergence.

BAHIAGRASS

TOUCHDOWN can be used to inhibit seedhead emergence and suppress vegetative growth for approximately 40 to 50 days with a single application. By using a sequential application, suppression of vegetative growth and inhibition of seedhead emergence can be extended to 120 days. Apply TOUCHDOWN at 20 to 30 days after complete green-up or after mowing to 4 inches tall. When a single application is planned, use 4 to 8 fluid ounces of TOUCHDOWN per acre in 10 to 20 gallons of water. When a sequential application is planned, use 4 to 8 fluid ounces per acre for the first application followed by another application of 2 to 6 fluid ounces per acre 40 to 50 days later.

BERMUDAGRASS

For Suppression Only:

East of the Rocky Mountains:

Apply 6 to 16 fluid ounces of TOUCHDOWN in 3 to 20 gallons of water per acre. Make the application 2 weeks after complete green-up or after 3 to 4 inches of regrowth following mowing. Use 3 to 8 fluid ounces per acre if a lesser degree of suppression is desired. A sequential application can be used when regrowth occurs.

West of the Rocky Mountains:

Apply 6 to 16 fluid ounces of TOUCHDOWN in 3 to 20 gallons of water per acre. Make the application 2 weeks after complete green-up or after 3 to 4 inches of regrowth following mowing. A sequential application of 6 to 10 fluid ounces can be used when regrowth occurs.

For Partial Control and Burndown:

TOUCHDOWN can be used for burndown and partial control of bermudagrass at 2 to 4 pints in 3 to 20 gallons of water per acre. Use 2 pints east of the Rocky Mountains and 4 pints west of the Rocky Mountains.

Use this treatment only if reduction of the bermudagrass stand can be tolerated. Allow at least 14 to 21 days for complete burndown.

COOL SEASON GRASS COVERS (fine fescue, Kentucky bluegrass, orchardgrass, quackgrass, tall fescue)

For suppression of orchardgrass, fine fescue, tall fescue, and quackgrass, apply 4 to 8 fluid ounces of TOUCHDOWN in 10 to 20 gallons of water per acre. See **SPRAY ADDITIVES** section for rates.

For suppression of Kentucky bluegrass, use 3 to 5 fluid ounces of TOUCHDOWN.

CHRISTMAS TREES

METHOD OF APPLICATION: Postdirected spray; site preparation; and spot spray.

TOUCHDOWN may be used prior to planting Christmas trees; or as a postdirected spray and spot treatment around established Christmas trees.

Follow the directions listed in the **APPLICATION DIRECTIONS, SPRAY ADDITIVES,** and **APPLICATION EQUIPMENT AND TECHNIQUES** sections. Refer to the **WEEDS, WOODY BRUSH, AND TREES CONTROLLED** sections, beginning on Page _____, for application rates and timing.

GENERAL USE PRECAUTIONS FOR CHRISTMAS TREES

- Avoid contact of spray, drift, or mist with foliage or green bark of established Christmas trees.
- This product is not recommended for broadcast applications over the top of Christmas trees.

CONSERVATION COMPLIANCE/ CONSERVATION RESERVE PROGRAM (CRP)

METHOD OF APPLICATION: Rotating out of CRP, site preparation (sequential herbicide applications), dormant beneficial plant management; postemergence; and wiper/wick.

- Site Preparation: Prior to application, removal of excessive vegetation by grazing, mowing, burning, etc. may improve control. When annual weeds have been mowed or grazed, wait for 3 to 4 inches of new growth before application. When perennial weeds have been mowed or grazed, allow regrowth to reach recommended stage (see **PERENNIAL WEED CONTROL** section, Table 4, for rates and timing).

Sequential applications of **TOUCHDOWN** and **GRAMOXONE® EXTRA** herbicides are effective in controlling established CRP grasses. Refer to the **GRAMOXONE EXTRA** herbicide label for recommended rates and tankmixes.

TOUCHDOWN/GRAMOXONE EXTRA Herbicide Sequential Program: (Spring Application)

Weed Species	Program A	Program B
Fescue Orchardgrass Ryegrass	GRAMOXONE EXTRA at 2 to 2.5 pints per acre followed 7-10 days later with GRAMOXONE EXTRA at 2 to 2.5 pints per acre	TOUCHDOWN at 2 to 2.5 pints per acre followed 10-14 days later with GRAMOXONE EXTRA at 2 to 2.5 pints per acre

- Dormant Beneficial Plant Applications: Apply 12 to 16 ounces per acre in early spring before desirable species, such as crested and tall wheatgrass, break dormancy. Late fall applications can be made after desirable grasses have reached dormancy. If perennial grasses are not dormant at time of application, stunting can occur.
- **TOUCHDOWN** may be tank mixed with other herbicides registered for this use such as atrazine, dicamba, and 2,4-D.
- There are no rotational crop restrictions following application of **TOUCHDOWN**. Read and follow crop rotation label restrictions for all tankmix products.

CORN (Field Corn, Popcorn, Seed Corn, and Sweet Corn)

METHOD OF APPLICATION: Before, during, or after planting but before crop emergence; hooded sprayers; spot spray; preharvest; and postharvest.

Follow the directions listed in the **APPLICATION DIRECTIONS, SPRAY ADDITIVES, and APPLICATION EQUIPMENT AND TECHNIQUES** sections. Refer to the **WEEDS CONTROLLED** section, beginning on Page _____, for application rates and timing.

GENERAL USE PRECAUTIONS FOR CORN

- Crop plants contacted by TOUCHDOWN will be injured or killed.
- Spot application must be made prior to corn silking.
- For hooded sprayer applications, do not exceed 1 quart per acre per application; nor 3 quarts per acre per year.
- Do not graze or feed corn forage or fodder following hooded sprayer applications.
- Preharvest application must be made at least 7 days before harvest.
- Apply no more than 1 quart per acre by air; and 3 quarts per acre by ground preharvest.

TANK MIXTURES FOR CORN

For Control of Annual Weeds in a Residual Herbicide Tankmix : Refer to the **ANNUAL WEEDS CONTROLLED** section, Tables 1 and 2, for application rates and timing. Apply TOUCHDOWN at 1 to 6 pints per acre for the control of annual weeds that are less than 6 inches tall and actively growing. When annual weeds are taller than 6 inches or under stress, use 2 to 8 pints per acre of TOUCHDOWN herbicide.

For Control or Suppression of Perennial Weeds in a Residual Herbicide Tankmix : Refer to the **PERENNIAL WEEDS CONTROLLED** section, Table 4, for application rates and timing. Use rates at the higher end of the rate range when weed populations are dense or plants are under stress. Perennial weeds may require multiple applications for control.

UAN may be used as a carrier at 10 to 70 gallons per acre with 2,4-D, dicamba, or any residual herbicides on the following list. Use 1.5 to 4 pints per acre of TOUCHDOWN when UAN is used as a carrier. For use with 2,4-D and dicamba on annual and perennial weeds, consult Tables 3 and 4. Reduced weed control may occur on certain weeds as a result of UAN foliar burn which can reduce uptake of TOUCHDOWN.

TOUCHDOWN can be tank mixed with the following products:

AMBUSH®	Dicamba	Lasso®
Atrazine	Dual	Lightning™
Axiom™	Dual Magnum™	Linex®
Balance®	Dual II®	Lorox®
Basis®	Dual II Magnum™	Marksman®
Bicep®	Extrazine® II	Micro-Tech®
Bicep Lite II Magnum®	Frontier®	Prowl
Bicep Magnum®	FULTIME™	Simazine
Bicep II®	Guardzman	SURPASS® EC
Bicep II Magnum	Harness®	SURPASS 100
Bladex®	Harness Xtra	TOPNOTCH®
Broadstrike®	Hornet™	WARRIOR®
Bullet®	Lariat®	2,4-D
Clarity®	KARATE®	

Refer to individual product labels for precautionary statements, restrictions, rates, and a list of weeds controlled.

HOODED SPRAYERS

TOUCHDOWN may be used through hooded sprayers that completely enclose the spray pattern for weed control between the rows. Adjust the hooded sprayer in raised seedbeds to ensure the front and rear flaps touch the ground to completely enclose the spray solution.

Crop injury may occur when the foliage of treated weeds comes in direct contact with the leaves of the crop. Do not apply TOUCHDOWN when the leaves of the crop are growing in direct contact with weeds to be treated.

Application Requirements:

- The spray hoods must be operated on the ground or skimming across the ground.
- Corn must be at least 12 inches tall, measured without extending leaves.
- Leave at least an 8 inch untreated strip over the drill row.
- Maximum allowable application speed is 5 mph.
- Maximum allowable wind speed at application is 10 mph.
- Use low drift nozzles.

GRAMOXONE EXTRA herbicide may be considered for Hooded Sprayer applications in corn. Use GRAMOXONE EXTRA at 13 to 24 fluid ounces per acre for control of actively growing weeds. Read and follow directions for this use on the GRAMOXONE EXTRA herbicide label.

PREHARVEST

TOUCHDOWN may be applied as a broadcast spray with ground or aerial equipment as a harvest aid. TOUCHDOWN should be applied at 35% grain moisture or less. Ensure corn has reached physiological maturity (black layer formed) and that maximum kernel fill is complete. Do not apply a preharvest treatment on corn grown for seed as a reduction in germination or vigor may occur.

26/73

CORN, GLYPHOSATE-TOLERANT (including ROUNDUP READY® Corn)

METHOD OF APPLICATION: Before, during, or after planting; and postemergence in corn varieties which have been genetically modified to be tolerant to glyphosate based herbicides.

Follow directions listed in the **APPLICATION DIRECTIONS, SPRAY ADDITIVES, and APPLICATION EQUIPMENT AND TECHNIQUES** sections. Refer to **WEEDS CONTROLLED** section, beginning on Page _____, for application rates and timing.

GENERAL USE PRECAUTIONS FOR GLYPHOSATE-TOLERANT CORN

- Applications of TOUCHDOWN to corn hybrids which are not glyphosate tolerant will result in severe crop injury and reduced yields.
- Maximum preplant/preemergence rate is 5 quarts per acre.
- Make postemergence applications from emergence through the V12 stage of corn at a maximum of 2 quarts/season with no more than 1 quart per acre for any single application.
- Do not add surfactants, wetting agents, or AMS to this product for postemergence in crop applications.
- Allow a minimum of 50 days between postemergence application and harvest of forage.
- Make preharvest applications at least 7 days before harvest with no more than 1 quart per acre.
- Drift control agents may be used.

TANK MIXTURES

For Control of Annual Weeds in a Residual Herbicide Tankmix : Refer to the **ANNUAL WEEDS CONTROLLED** section, Tables 1 and 2, for application rates and timing. Apply TOUCHDOWN at 1 to 6 pints per acre for the control of annual weeds that are less than 6 inches tall and actively growing. When annual weeds are taller than 6 inches or under stress, use 2 to 8 pints per acre of TOUCHDOWN herbicide.

For Control or Suppression of Perennial Weeds in a Residual Herbicide Tankmix : Refer to the **PERENNIAL WEEDS CONTROLLED** section, Table 4, for application rates and timing. Use rates at the higher end of the rate range when weed populations are dense or plants are under stress. Perennial weeds may require multiple applications for control.

UAN may be used as a carrier at 10 to 70 gallons per acre with 2,4-D, dicamba, or any residual herbicides on the following list. Use 1.5 to 4 pints per acre of TOUCHDOWN when UAN is used as a carrier. For use with 2,4-D and dicamba on annual and perennial weeds, consult Tables 3 and 4. Reduced weed control may occur on certain weeds as a result of UAN foliar burn which can reduce uptake of TOUCHDOWN.

TOUCHDOWN can be tank mixed with the following products:

AMBUSH	Dicamba	
Atrazine	Dual	Lasso
Axiom	Dual Magnum	Lightning
Balance	Dual II	Linex
Basis	Dual II Magnum	Lorox
Bicep	Extrazine II	Marksman
Bicep Lite II Magnum	Frontier	Micro-Tech
Bicep Magnum	FULTIME	Prowl
Bicep II	Guardsman	Simazine
Bicep II Magnum	Harness	SURPASS EC
Bladex	Harness Xtra	SURPASS 100
Broadstrike	Lariat	TOPNOTCH
Bullet	Hornet	WARRIOR
Clarity	KARATE	2,4-D

Refer to individual product labels for precautionary statements, restrictions, rates, and a list of weeds controlled.

POSTEMERGENCE

ANNUAL WEEDS

TOUCHDOWN will control annual broadleaf weeds and grasses when applied as directed. Apply **TOUCHDOWN** at 1 to 2 pints per acre from emergence through the V8 to V12 stage (8 to 12 leaves) or until the corn height reaches 30 inches, whichever comes first. Refer to Table 1 and 2 for specific rate information. For any single in-crop application, use a minimum of 1 to 2 pints per acre of **TOUCHDOWN**. **TOUCHDOWN** alone will not provide residual control. To control new weed flushes, repeat applications may be required.

PERENNIAL WEEDS

TOUCHDOWN will control or suppress perennial weeds with one or more applications. Successful control of perennial weeds is affected by proper timing of application. Refer to Table 4 for specific rate and timing information.

TOUCHDOWN can be tank mixed with the following products:

AMBUSH	FULTIME™
Atrazine	Harness
Bicep®	Harness Xtra
Bicep II®	KARATE
Bicep Lite II Magnum	Marksman
Bicep II Magnum	SURPASS EC
Clarity	SURPASS 100
Dicamba	TOPNOTCH
Dual	WARRIOR
Dual II	2,4-D
Dual II Magnum™	

Refer to individual product labels for precautionary statements, restrictions, rates, and a list of weeds controlled.

PREHARVEST

TOUCHDOWN may be applied as a broadcast spray with ground or aerial equipment as a harvest aid. **TOUCHDOWN** should be applied at 35% grain moisture or less. Ensure corn has reached physiological maturity (black layer formed) and that maximum kernel fill is complete.

COTTON

METHOD OF APPLICATION: Before, during, or after planting, but before crop emergence; shielded/hooded sprayer; recirculating sprayer; spot spray; wiper/wick applicators; preharvest; and postharvest.

Follow directions listed in the **APPLICATION DIRECTIONS, SPRAY ADDITIVES, and APPLICATION EQUIPMENT AND TECHNIQUES** sections. Refer to **WEEDS CONTROLLED** section, beginning on Page _____, for application rates and timing.

GENERAL USE PRECAUTIONS FOR COTTON

- Spot applications must be made prior to boll opening.
- Preharvest, shielded/hooded, and wiper/wick applications must be made at least 7 days before harvest.
- Do not apply more than 1 quart per acre by air; nor more than 2 quarts per acre by ground for preharvest.
- Do not feed or graze treated cotton forage or hay following preharvest application.

TANK MIXTURES FOR COTTON (PREPLANT/PREEMERGENCE)

For Control of Annual Weeds in a Residual Herbicide Tankmix : Refer to the **ANNUAL WEEDS CONTROLLED** section, Tables 1 and 2, for application rates and timing. Apply **TOUCHDOWN** at 1 to 6 pints per acre for the control of annual weeds that are less than 6 inches tall and actively growing. When annual weeds are taller than 6 inches or under stress, use 2 to 8 pints per acre of **TOUCHDOWN** herbicide.

For Control or Suppression of Perennial Weeds in a Residual Herbicide Tankmix : Refer to the **PERENNIAL WEEDS CONTROLLED** section, Table 4, for application rates and timing. Use rates at the higher end of the rate range when weed populations are dense or plants are under stress. Perennial weeds may require multiple applications for control.

TOUCHDOWN can be tank mixed with the following products:

Bladex	Direx	Meturon®
Caparol®	Dual	Prowl
Command®	Dual Magnum	Staple®
Cotoran®	Dual II	Zorial®
Cotton-Pro®	Dual II Magnum	2-4,D
Cy-Pro®	Karmex	

Refer to individual product labels for precautionary statements, restrictions, rates and a list of weeds controlled.

SHIELDED/HOODED SPRAYS

TOUCHDOWN may be used through hooded sprayers that completely enclose the spray pattern for weed control between the rows. Adjust the hooded sprayer in raised seedbeds to ensure the front and rear flaps touch the ground to completely enclose the spray solution.

Apply in 10 to 20 gallons of water per acre and do not exceed 30 psi spray pressure. Refer to **WEEDS CONTROLLED** section, beginning on Page _____, for application rates and timing.

Crop injury may occur when the foliage of treated weeds comes in direct contact with the leaves of the crop.

Application Requirements:

- Spray hoods must be operated on the ground or skimming across the ground.
- Maximum allowable application speed is 5 mph.
- Maximum allowable wind speed at application is 10 mph.
- Use low drift nozzles

TANK MIXTURES (Postdirected or Hooded)

TOUCHDOWN can be applied in a tankmix with most cotton herbicides which are labeled for hooded, shielded, or postdirected applications. Refer to individual product labels for precautionary statements, restrictions, rates, and a list of weeds controlled.

PREHARVEST

Development of immature bolls will be inhibited and yield potential will be affected when applications are made too early. Apply after bolls to be harvested are mature. Do not apply a preharvest treatment on cotton grown for seed as a reduction in germination or vigor may occur.

For **defoliation, desiccation, or regrowth control** of cotton, apply 1 pint to 2 quarts per acre. Apply in 3 to 30 gallons of water per acre by ground or in 3 to 15 gallons of water per acre by air.

Refer to the **WEEDS CONTROLLED** section, beginning on Page ____, for application rates and timing.

TOUCHDOWN can be tank mixed with the following products for improved defoliation or boll opening.

- DEF®
- Dropp®
- Folex®
- Prep™

Refer to individual product labels for precautionary statements, restrictions, rates, and a list of weeds controlled.

COTTON, GLYPHOSATE-TOLERANT (including ROUNDUP READY® Cotton)

METHOD OF APPLICATION: Before, during, or after planting; postemergence; postdirected; hooded; and preharvest in cotton varieties which have been genetically modified to be tolerant to glyphosate based herbicides.

Follow directions listed in the **APPLICATION DIRECTIONS, SPRAY ADDITIVES, and APPLICATION EQUIPMENT AND TECHNIQUES** sections. Refer to **WEEDS CONTROLLED** section, beginning on Page _____, for application rates and timing.

GENERAL USE PRECAUTIONS FOR GLYPHOSATE-TOLERANT COTTON

- Applications of TOUCHDOWN to cotton varieties which are not glyphosate tolerant will result in severe crop injury and reduced yields.
- Maximum preplant/preemergence rate is 5 quarts per acre.
- Make postemergence applications from ground cracking until the 4-leaf stage of cotton at a maximum of 2 quarts per acre per season with no more than 1 quart per acre for any single application.
- Apply no more than 2 quarts per season by precision, postdirected, or hooded application methods between the 5-leaf stage and layby. Apply no more than 1 quart per acre for any single application by these methods.
- Apply a maximum of 4 quarts per acre by postemergence and directed/hooded applications from cracking to layby.
- Do not apply more than 1 quart per acre by air; nor more than 2 quarts per acre by ground for preharvest.
- Preharvest applications must be made at least 7 days before harvest.
- Drift control agents may be used.

TANK MIXTURES (PREPLANT/PREEMERGENCE)

For Control of Annual Weeds in a Residual Herbicide Tankmix : Refer to the **ANNUAL WEEDS CONTROLLED** section, Tables 1 and 2, for application rates and timing. Apply TOUCHDOWN at 1 to 6 pints per acre for the control of annual weeds that are less than 6 inches tall and actively growing. When annual weeds are taller than 6 inches or under stress, use 2 to 8 pints per acre of TOUCHDOWN herbicide.

For Control or Suppression of Perennial Weeds in a Residual Herbicide Tankmix : Refer to the **PERENNIAL WEEDS CONTROLLED** section, Table 4, for application rates and timing. Use rates at the higher end of the rate range when weed populations are dense or plants are under stress. Perennial weeds may require multiple applications for control.

TOUCHDOWN can be tank mixed with the following products:

Bladex	Direx	Meturon
Caparol	Dual	Prowl
Command	Dual Magnum	Staple
Cotoran	Dual II	Zorial
Cotton-Pro	Dual II Magnum	2-4,D
Cy-Pro	Karmex	

Refer to individual product labels for precautionary statements, restrictions, rates, and a list of weeds controlled.

POSTEMERGENCE

Make postemergence applications from ground cracking until the 4-leaf (node) stage of development (until the fifth true leaf reaches the size of a quarter) at a maximum single application rate of 1 quart per acre with no more than 2 quarts per acre per season. Sequential over the top applications of TOUCHDOWN must be at least 10 days apart and cotton must have at least two nodes of incremental growth between applications.

POSTDIRECTED OR HOODED APPLICATIONS

TOUCHDOWN may be used through precision post-directed or hooded sprayers through the layby stage of cotton. Applications that contact the cotton leaves may result in boll loss, delayed maturity, and/or loss of yield. Crop injury may occur when the foliage of treated weeds comes in direct contact with the leaves of the crop.

Apply in 10 to 20 gallons of water per acre and do not exceed 30 psi spray pressure. Refer to **WEEDS CONTROLLED** section, beginning on Page _____, for application rates and timing.

Application Requirements:

- Postdirected applications should be used that directs the spray towards the base of the cotton plant. For best results, apply to weeds less than 3 inches tall being careful to minimize contact of the spray with cotton leaves.
- Spray hoods must be operated on the ground or skimming across the ground.
- Maximum allowable application speed is 5 mph.
- Maximum allowable wind speed at application is 10 mph.
- Use low drift nozzles.

TANK MIXTURES (Postdirected or Hooded)

TOUCHDOWN can be applied in a tankmix with most cotton herbicides which are labeled for hooded, shielded, or postdirected applications. Refer to individual product labels for precautionary statements, restrictions, rates, and a list of weeds controlled.

SALVAGE TREATMENT

TOUCHDOWN may be used after the four leaf stage of development and should only be used where weeds threaten to cause a loss of crop. One quart per acre may be applied either as a postemergence spray to the crop or a postdirected spray.

SALVAGE TREATMENTS WILL RESULT IN SIGNIFICANT BOLL LOSS, DELAYED MATURITY, AND/OR YIELD LOSS.

PREHARVEST

Development of immature bolls will be inhibited and yield potential will be affected when applications are made too early. Apply after bolls to be harvested are mature. Refer to the **WEEDS CONTROLLED** section, beginning on Page _____, for application rates and timing.

FALLOWLAND AND POSTHARVEST USE

METHOD OF APPLICATION: Chemical fallow: fallow beds; stale seedbeds; aid to tillage; and postharvest.

TOUCHDOWN may be applied by ground or air during the fallow period prior to planting or emergence of any crop listed on this label. There are no rotational crop restrictions following application of this product.

Chemical Fallow - Ecofallow

TOUCHDOWN may be used in place of tillage to control annual weeds or volunteer wheat in fallow fields. Repeat applications may be necessary to control weeds emerging after application. Refer to Table 1 and 2 for use rates and timing. Broadcast or spot treatments of **TOUCHDOWN** will control or suppress perennial weeds. Refer to Table 4 for use rates and timing. Follow directions listed in the **APPLICATION DIRECTIONS, SPRAY ADDITIVES, and APPLICATION EQUIPMENT AND TECHNIQUES** sections of this label.

Tankmixes with 2,4-D or dicamba may be used for additional control of annual weeds listed in Table 3. Tank mixtures with atrazine or cyanazine (e.g. Bladex) may provide residual control of weeds listed on their individual product labels. Cyanazine cannot be used after December 31, 2002.

Postharvest Chemical Fallow for Cereals

TOUCHDOWN may be applied after harvest to control newly emerged weeds, volunteer cereals, or weeds which were present at harvest. Allow sufficient time after harvest for weed regrowth to occur before making application. Refer to Table 1 and 2 for use rates and annual weeds controlled. Higher rates may be required for control of large weeds which were present at the time of harvest. Repeat applications may be necessary for fall germinating weeds. Broadcast or spot treatments of **TOUCHDOWN** will control or suppress perennial weeds. Refer to Table 4 for use rates and timing. Follow directions listed in the **APPLICATION DIRECTIONS, SPRAY ADDITIVES, and APPLICATION EQUIPMENT AND TECHNIQUES** sections of this label.

Tankmixes with 2,4-D or dicamba may be used for additional control of weeds listed in Table 3. Postharvest tankmixes with atrazine or cyanazine may be used if the field will be planted to corn or sorghum or laid fallow the following season. Tankmixes with atrazine or cyanazine may be applied for residual control of certain annual weeds such as common lambsquarters, kochia, mustards, pigweeds, and volunteer wheat. Tankmixes with residual herbicides may result in reduced performance. Cyanazine cannot be used after December 31, 2002.

Aid to Tillage

TOUCHDOWN may be used in conjunction with tillage operations in fallow systems to control cheat, downy brome, foxtails, tansy mustard, and volunteer cereals. Apply 6 to 12 ounces per acre of **TOUCHDOWN** in 3 to 10 gallons of water per acre. Apply before weeds exceed 6 inches in height. Application must be followed by tillage no later than 15 days after treatment or before weed regrowth. Allow at least one day after application before tillage. Tankmixes with residual herbicides may reduce performance. Follow directions listed in the **APPLICATION DIRECTIONS, SPRAY ADDITIVES, and APPLICATION EQUIPMENT AND TECHNIQUES** sections of this label.

Fallow Beds/Stale Seedbeds

TOUCHDOWN may be used to control weeds in fallow or stale seedbeds, including preplant/preemergence of any crop. Follow directions listed in the **APPLICATION DIRECTIONS**, **SPRAY ADDITIVES**, and **APPLICATION EQUIPMENT AND TECHNIQUES** sections of this label. Refer to **WEEDS CONTROLLED** section, beginning on Page ____, for application rates and timing. TOUCHDOWN can be tank mixed with 2,4-D, dicamba, or Goal herbicide for improved control of certain weeds.

Tank Mixture with Goal Herbicide

Apply TOUCHDOWN at 8 to 16 ounces with Goal herbicide at 2 to 3 ounces per acre for control of chickweed, common cheeseweed, and common groundsel that are less than 3 inches in height or diameter. Apply TOUCHDOWN at 1 to 1.5 pints with Goal at 2 to 3 ounces per acre for control of common cheeseweed, common groundsel, and horseweed/marestail that are a maximum of 6 inches in height and length; or chickweed, London rocket, and shepherdspurse that are a maximum of 12 inches in height or length.

Postharvest Use

TOUCHDOWN may be applied after harvest of any crop to control newly emerged weeds, volunteer crops, or weeds which were present at harvest. Refer to **WEEDS, WOODY BRUSH, AND TREES CONTROLLED** sections, beginning on Page ____, for use rates. Repeat applications may be necessary to control weeds emerging after application. Use the higher rate on heavy or sodded infestations.

GENERAL USE PRECAUTIONS FOR FALLOWLAND AND POSTHARVEST USE

- Allow sufficient time for weed regrowth to occur after harvest before making applications.
- Avoid application after plants have been exposed to a severe frost.
- Refer to the individual labels of all products used in a tankmix for precautionary statements, recropping intervals, restrictions, and a list of weeds controlled.
- TOUCHDOWN will not control volunteer glyphosate-tolerant crops.
- There are no rotational crop restrictions following application of this product.

FARMSTEADS (NONCROP)

METHOD OF APPLICATION: General nonselective weed control, trim-and-edge, chemical mowing, cut stumps, and habitat management.

Applications can be made in noncrop areas on the farm such as:

- | | |
|------------------------|--------------------|
| Barrier strips | Farmyards |
| Ditchbanks | Fence rows |
| Dry ditches and canals | Fuel storage areas |
| Equipment areas | Rights-of-way |
| Farm buildings | Shelterbelts |
| Farm roads | Soil bank land |

Follow directions listed in the **APPLICATION DIRECTIONS**, **SPRAY ADDITIVES**, and **APPLICATION EQUIPMENT AND TECHNIQUES** sections. Refer to the **WEEDS, WOODY BRUSH, AND TREES CONTROLLED** sections, beginning on Page _____, for rates and timing.

TANK MIXTURES FOR FARMSTEADS

Refer to the **ANNUAL WEEDS CONTROLLED** section, Tables 1 and 2, for application rates and timing. For annual weeds, use 1 to 4 quarts per acre of this product when weeds are less than 6 inches tall and 1.5 to 4 quarts per acre when weeds are greater than 6 inches tall.

Refer to the **PERENNIAL WEEDS CONTROLLED** section, Table 4, for application rates and timing. For perennial weeds, apply 2 to 5 quarts per acre in these tankmixes. For tank mixtures with these products through backpack sprayers, handguns, or other high-volume spray-to-wet applications, see the **HANDHELD AND HIGH VOLUME EQUIPMENT** section of this label for recommended rates.

TOUCHDOWN can be tank mixed with the following products:

- | | |
|--------------------|----------|
| Banvel | Simazine |
| Direx | Surflan |
| Diuron | 2,4-D |
| Princep Caliber 90 | |

Refer to individual product labels for precautionary statements, restrictions, rates, and a list of weeds controlled.

CHEMICAL MOWING

TOUCHDOWN will suppress perennial grasses listed in this section to serve as a substitute for mowing. Apply **TOUCHDOWN** at a rate of 4 to 8 fluid ounces per acre. Use 4 to 6 fluid ounces of this product per acre when treating Kentucky bluegrass. Apply treatments in 10 to 20 gallons of spray solution per acre. Chemical mowing applications may be made along farm ditches and other parts of farmsteads.

Use only in areas where some temporary injury or discoloration of perennial grasses can be tolerated.

CUT STUMPS

- | | |
|-------------|------------|
| Alder | Salt-cedar |
| Eucalyptus | Sweetgum |
| Madrone | Tan oak |
| Oak | Willow |
| Reed, giant | |

TOUCHDOWN will control regrowth of cut stumps and resprouts of many types of woody brush and tree species, some of which are listed. Apply TOUCHDOWN using suitable equipment to ensure coverage of the entire cambium. Cut trees or resprouts close to the soil surface. Apply a 50 to 100% solution of TOUCHDOWN completely covering the freshly-cut surface immediately after cutting. Application delay may result in reduced performance. For best results, applications should be made during periods of active growth and full leaf expansion.

HABITAT MANAGEMENT

Habitat restoration and maintenance

TOUCHDOWN may be used to control exotic and other undesirable vegetation in habitat management areas. Applications can be made to allow recovery of native plant species, prior to planting desirable native species, and for similar broad spectrum vegetation control requirements in habitat management areas. Spot treatments can be made to selectively remove unwanted plants for habitat maintenance and enhancement. TOUCHDOWN can be tank mixed with the following products:

- | | |
|--------------------|----------|
| Banvel | Simazine |
| Direx | Surflan |
| Diuron | 2,4-D |
| Princep Caliber 90 | |

Refer to individual product labels for precautionary statements, restrictions, rates, and a list of weeds controlled.

Wildlife food plots

TOUCHDOWN may be used for site preparation for control of annual and perennial weeds prior to planting wildlife food plots. Any wildlife food species may be planted or native species may be allowed to repopulate the area after applying TOUCHDOWN. If tillage is needed to prepare a seedbed, wait 7 days after application before tillage.

GENERAL USE PRECAUTIONS FOR FARMSTEADS

- Avoid contact with the foliage of ornamentals or other desirable plants.
- Repeat applications may be necessary.
- Avoid making cut stump applications as injury to adjacent trees may occur from root grafting.

GRASS SEED PRODUCTION

METHOD OF APPLICATION: Before, during, or after planting, but before crop emergence; renovation; site preparation; shielded/hooded sprayers; wiper/wick applicators; spot treatments; creating rows in annual ryegrass.

Apply to turf or forage grass areas grown for seed production. Applications **MUST** be made prior to the emergence of the crop to avoid crop injury. For maximum control of existing vegetation, delay planting to determine if any regrowth from escaped underground plant parts occurs. Where repeat treatments are necessary, sufficient regrowth must be attained prior to application. For warm-season grasses, such as bermudagrass, summer or fall applications provide best control.

Follow directions listed in the **APPLICATION DIRECTIONS, SPRAY ADDITIVES, and APPLICATION EQUIPMENT AND TECHNIQUES** sections. Refer to the **WEEDS CONTROLLED** section, beginning on Page _____. for rates and timing.

GENERAL USE PRECAUTIONS

- Do not disturb soil or underground plant parts before treatment. Tillage or renovation techniques such as vertical mowing, coring, or slicing should be delayed for 7 days after application to allow proper translocation into underground plant parts.
- Do not feed or graze treated areas for 8 weeks following application.
- Vegetation contacted by TOUCHDOWN will be injured or killed.
- For spot treatments, apply prior to heading of grasses.

SHIELDED/HOODED SPRAYERS

Use Instructions: Apply 1 to 3 quarts of TOUCHDOWN in 10 to 20 gallons of water per acre to control weeds in the rows. Uniform planting in straight rows aid in shielded/hooded applications. Best results are obtained when the grass seed crop is small enough to easily pass by or through the protective shields/hoods.

WIPER/WICK APPLICATORS

Applicators should be adjusted so that the wiper contact point is at least 2 inches above the desirable vegetation. Weeds should be a minimum of 6 inches above the desirable vegetation. Better results may be obtained when more of the weed is exposed to the herbicide solution. Weeds not contacted by the herbicide solution will not be affected. This may occur in dense clumps, severe infestations, or when height of weeds varies so that not all weeds are contacted. In these instances, repeat treatments may be necessary. Better results may be obtained if 2 applications are made in opposite directions.

GRASSES

TOUCHDOWN can be used on the grasses listed below:

Bahiagrass	Orchardgrass
Bermudagrass	Ryegrass
Bluegrass	Timothy
Bromegrass	Wheatgrass
Fescue	

METHOD OF APPLICATION: Before, during, or after planting but before emergence; renovation; spot spray; and wiper/wick.

Follow directions listed in the **APPLICATION DIRECTIONS**, **SPRAY ADDITIVES**, and **APPLICATION EQUIPMENT AND TECHNIQUES** sections. Refer to the **WEEDS CONTROLLED** section, beginning on Page _____, for rates and timing.

GENERAL USE PRECAUTIONS FOR GRASSES

- Remove domestic livestock and wait 8 weeks before grazing or harvesting for forage and hay following preplant, preemergence, or pasture renovation applications.
- If using spot or wiper/wick application, remove domestic livestock before application and wait 14 days before grazing or harvesting for forage or hay.

TANK MIXTURES FOR GRASSES PREPLANT/PREEMERGENCE, DORMANT, OR RENOVATION

TOUCHDOWN can be tank mixed with the following herbicides for control or suppression of annual and perennial weeds provided that the tankmix product label allows use of the product. Refer to the **WEEDS CONTROLLED** section for application rates and timing. Apply TOUCHDOWN at 1 to 8 pints per acre in these tankmixes for control or suppression of annual and perennial weeds. For control or suppression of dense populations of weeds greater than 12 inches in height or weeds under stress, consider use rates at the higher end of the rate range.

2,4-D
Dicamba

Refer to individual product labels for precautionary statements, restrictions, rates, approved uses, and a list of weeds controlled.

HERBS (Peppermint, Spearmint)

METHOD OF APPLICATION: Spot spray

TOUCHDOWN may be applied as a spot spray in peppermint and spearmint. Apply spray-to-wet with hand-held equipment, such as backpack and knapsack sprayers, pump-up pressure sprayers, handguns, handwands, or any other hand-held or motorized spray equipment used to direct the spray solution on to a limited area.

Follow directions listed in the **APPLICATION DIRECTIONS, SPRAY ADDITIVES, and APPLICATION EQUIPMENT AND TECHNIQUES** sections. Refer to the **WEEDS CONTROLLED** section, beginning on Page _____, for rates and timing.

GENERAL USE PRECAUTIONS

- Apply at least 7 days before harvest.
- Plants contacted by TOUCHDOWN will be injured or killed.

PASTURES

TOUCHDOWN can be used on pastures of the following type:

- | | |
|--------------|--------------|
| Alfalfa | Fescue |
| Bahiagrass | Orchardgrass |
| Bermudagrass | Ryegrass |
| Bluegrass | Timothy |
| Bromegrass | Wheatgrass |
| Clover | |

METHOD OF APPLICATION: Before, during, or after planting but before emergence; renovation; spot spray; and wiper/wick.

Follow directions listed in the **APPLICATION DIRECTIONS, SPRAY ADDITIVES, and APPLICATION EQUIPMENT AND TECHNIQUES** sections. Refer to the **WEEDS, WOODY BRUSH, AND TREES CONTROLLED** sections, beginning on Page _____, for rates and timing.

For best results, remove domesticated livestock 14 days before treatment. Allow 2 to 6 inches of new growth prior to treatment.

To aid in renovation of pastures, **TOUCHDOWN** may be applied at 10 to 64 ounces per acre to dormant pastures. Applications of **TOUCHDOWN** to green, nondormant plant tissue of desirable species will cause stunting, plant injury, or plant death.

GENERAL USE PRECAUTIONS FOR PASTURES

- Remove domestic livestock and wait 8 weeks before grazing or harvesting for forage and hay following preplant, preemergence, or pasture renovation applications.
- If using spot or wiper/wick application, remove domestic livestock before application and wait 14 days before grazing or harvesting for forage or hay.

TANK MIXTURES FOR PASTURES

TOUCHDOWN can be tank mixed with the following herbicides for control or suppression of annual and perennial weeds provided that the tankmix product label allows use of the product. Refer to the **WEEDS CONTROLLED** section for application rates and timing. Apply **TOUCHDOWN** at 1 to 8 pints per acre in these tankmixes for control or suppression of annual and perennial weeds. For control or suppression of dense populations of weeds greater than 12 inches in height or weeds under stress, consider use rates at the higher end of the rate range.

- 2,4-D
- Dicamba

Refer to individual product labels for precautionary statements, restrictions, rates, approved uses, and a list of weeds controlled.

PEANUTS

METHOD OF APPLICATION: Before, during, or after planting, but before crop emergence.

Follow directions listed in the **APPLICATION DIRECTIONS**, **SPRAY ADDITIVES**, and **APPLICATION EQUIPMENT AND TECHNIQUES** sections. Refer to the **WEEDS CONTROLLED** section, beginning on Page _____, for rates and timing.

SMALL GRAINS

TOUCHDOWN may be used on the small grain crops listed below:

- | | |
|-----------------------|-------------|
| Barley | Rye |
| Buckwheat | Teosinte |
| Millet (pearl, proso) | Triticale |
| Oats | Wheat (all) |
| Rice | Wild rice |

METHOD OF APPLICATION: Before, during, or after planting, but before crop emergence; as a spot spray (except rice); preharvest (wheat only); postharvest; and wiper/wick (wheat only).

Follow directions listed in the **APPLICATION DIRECTIONS, SPRAY ADDITIVES, and APPLICATION EQUIPMENT AND TECHNIQUES** sections. Refer to **WEEDS CONTROLLED** section, beginning on Page ____, for application rates and timing.

GENERAL USE PRECAUTIONS FOR SMALL GRAINS

- Apply at least 7 days before harvest at no more than 1 quart per acre preharvest in wheat.
- For wiper/wick applications in wheat, allow at least 35 days between application and harvest.
- Crop plants contacted by TOUCHDOWN will be injured or killed.
- Avoid treating rice fields or levees when the field contains flood water.

TANK MIXTURES FOR PREPLANT/PREEMERGENCE USE FOR SMALL GRAINS

TOUCHDOWN can be tank mixed with the following herbicides for control or suppression of annual and perennial weeds. Under certain conditions, the mixture of TOUCHDOWN with one or more herbicide tankmix combinations may result in a reduction of activity.

- Dicamba
- 2,4-D

Refer to individual product labels for precautionary statements, restrictions, rates, and a list of weeds controlled.

PREHARVEST (Wheat Only)

TOUCHDOWN may be applied as a broadcast spray with ground or aerial equipment as a harvest aid. TOUCHDOWN should be applied after the hard dough stage of grain (30% or less grain moisture). Cool, wet, and/or cloudy weather conditions following application may slow down the activity of this product. Do not apply a preharvest treatment on wheat grown for seed as a reduction in germination or vigor may occur.

RED RICE CONTROL PRIOR TO PLANTING RICE

Prior to application, flush fields to promote uniform germination of red rice. Apply TOUCHDOWN at 1.5 to 2 quarts per acre on red rice with at least 2 leaves and which is no more than 4 inches tall. Red rice with less than 2 developed leaves at the time of application may be only partially controlled.

Do not reflood rice fields for 8 days following application.

SORGHUM (Milo)

METHOD OF APPLICATION: Before, during, or after planting, but before crop emergence; spot spray; wiper/wick; hooded sprayers; preharvest; and postharvest.

Follow directions listed in the **APPLICATION DIRECTIONS, SPRAY ADDITIVES, and APPLICATION EQUIPMENT AND TECHNIQUES** sections. Refer to **WEEDS CONTROLLED** section, beginning on Page ____, for application rates and timing.

GENERAL USE PRECAUTIONS FOR SORGHUM

- Contact with sorghum foliage may result in crop injury.
- Spot applications must be made before heading of milo.
- Wiper and wick applications must be made 40 days before harvest. Do not feed or graze wiper/wick treated milo fodder. Do not ensile wiper/wick treated foliage.
- Apply no more than 3 quarts per acre per season by hooded applications.
- Do not feed or graze sorghum forage and fodder after hooded applications.
- Preharvest applications must be made at least 7 days prior to harvest with a maximum of 2 quarts per acre.

TANK MIXTURES FOR SORGHUM (PREPLANT/PREEMERGENCE)

For Control of Annual Weeds in a Residual Herbicide Tankmix : Refer to the **ANNUAL WEEDS CONTROLLED** section. Tables 1 and 2, for application rates and timing. Apply **TOUCHDOWN** at 1 to 6 pints per acre for the control of annual weeds that are less than 6 inches tall and actively growing. When annual weeds are taller than 6 inches or under stress, use 2 to 8 pints per acre of **TOUCHDOWN** herbicide.

For Control or Suppression of Perennial Weeds in a Residual Herbicide Tankmix : Refer to the **PERENNIAL WEEDS CONTROLLED** section. Table 4, for application rates and timing. Use rates at the higher end of the rate range when weed populations are dense or plants are under stress. Perennial weeds may require multiple applications for control.

TOUCHDOWN can be tank mixed with the following products:

Atrazine	Dicamba	Guardsman
Bicep Lite II	Dual II	KARATE
Bicep Lite II Magnum	Dual II Magnum	Prowl
Bicep II	Frontier	WARRIOR
Bicep II Magnum		

Refer to individual product labels for precautionary statements, restrictions, rates, and a list of weeds controlled.

Hooded Sprays

TOUCHDOWN may be used through hooded sprayers that completely enclose the spray pattern for weed control between the rows. Adjust the hooded sprayer in raised seedbeds to ensure the front and rear flaps touch the ground to completely enclose the spray solution.

Crop injury may occur when the foliage of treated weeds comes in direct contact with the leaves of the crop. Do not apply **TOUCHDOWN** when the leaves of the crop are growing in direct contact with weeds to be treated.

Application Requirements:

- The spray hoods must be operated on the ground or skimming across the ground. Treat before tillers extend between the drill rows as spray contacting these tillers may kill the main plant.
- Sorghum must be at least 12 inches tall, measured without extending leaves.
- Leave at least an 8 inch untreated strip over the drill row.
- Maximum allowable application speed is 5 mph.
- Maximum allowable wind speed at application is 10 mph.
- Use low drift nozzles.

GRAMOXONE EXTRA herbicide may be considered for Hooded Sprayer applications in sorghum. Use GRAMOXONE EXTRA at 13 to 24 fluid ounces per acre for control of actively growing weeds. Read and follow directions for this use on the GRAMOXONE EXTRA herbicide label.

PREHARVEST (Except California)

For weed control and desiccation of sorghum, apply 1 to 4 pints per acre. Apply in 3 to 30 gallons of water per acre by ground or in 3 to 15 gallons of water per acre by air.

Apply after most of the heads have matured. Apply when grain moisture is 30% or less. Development of immature heads will be interrupted and yield potential will be affected when applications are made too early. Do not apply a preharvest treatment on sorghum grown for seed as a reduction in germination or vigor may occur.

SOYBEANS

METHOD OF APPLICATION: Before, during, or after planting, but before crop emergence; spot spray; wiper/wick; preharvest; postharvest.

Follow directions listed in the **APPLICATION DIRECTIONS, SPRAY ADDITIVES, and APPLICATION EQUIPMENT AND TECHNIQUES** sections. Refer to **WEEDS CONTROLLED** section, beginning on Page ____, for application rates and timing.

GENERAL USE PRECAUTIONS FOR SOYBEANS

- Soybeans, except glyphosate-tolerant varieties, will be injured or killed when contacted with **TOUCHDOWN**.
- Spot application must be made prior to initial pod set.
- Wiper/wick application must be made at least 7 days before harvest.
- Make preharvest applications at least 7 days before harvest of soybeans with no more than 6 quarts per acre by ground; ~~not~~ and no more than 1 quart per acre by air.
- Allow at least 25 days before grazing or harvesting for livestock feed following harvest aid application.

TANK MIXTURES FOR SOYBEANS (PREPLANT/PREEMERGENCE)

For Control of Annual Weeds in a Residual Herbicide Tankmix : Refer to the **ANNUAL WEEDS CONTROLLED** section, Tables 1 and 2, for application rates and timing. Apply **TOUCHDOWN** at 1 to 6 pints per acre for the control of annual weeds that are less than 6 inches tall and actively growing. When annual weeds are taller than 6 inches or under stress, use 2 to 8 pints per acre of **TOUCHDOWN** herbicide.

For Control or Suppression of Perennial Weeds in a Residual Herbicide Tankmix : Refer to the **PERENNIAL WEEDS CONTROLLED** section, Table 4, for application rates and timing. Use rates at the higher end of the rate range when weed populations are dense or plants are under stress. Perennial weeds may require multiple applications for control.

For use with 2,4-D on perennial weeds, consult Table 4.

TOUCHDOWN can be tank mixed with the following products:

Authority™	Dual II Magnum	Lexone®	REFLEX®
Authority Broadleaf	FirstRate™	Linex	Scepter®
Broadstrike®	FLEXSTAR®	Lorox	Sencor®
Canopy®	Frontier	Lorox Plus	Squadron®
Canopy XL	FUSILADE®	Partner®	Steel™
Command®	FUSION®	Preview®	Turbo®
Cover™	Gemini®	Prowl	WARRIOR
Dual	KARATE	Pursuit	2,4-D
Dual Magnum	Lasso	Pursuit Plus	2,4-DB
Dual II			

Refer to individual product labels for precautionary statements, restrictions, rates, and a list of weeds controlled.

PREHARVEST

TOUCHDOWN may be applied preharvest as a broadcast spray with ground or aerial equipment as a harvest aid. TOUCHDOWN provides weed control when applied preharvest to soybeans and may aid in crop dry down. Apply to mature soybeans when pods have lost their color. Do not apply a preharvest treatment to soybeans grown for seed as a reduction in germination or vigor may occur.

SOYBEANS, GLYPHOSATE-TOLERANT (including ROUNDUP READY® Soybeans)

METHOD OF APPLICATION: Before, during, or after planting; postemergence; and preharvest in soybean varieties which have been genetically modified to be tolerant to glyphosate based herbicides.

Follow directions listed in the **APPLICATION DIRECTIONS, SPRAY ADDITIVES, and APPLICATION EQUIPMENT AND TECHNIQUES** sections. Refer to **WEEDS CONTROLLED** section, beginning on Page _____, for application rates and timing.

GENERAL USE PRECAUTIONS FOR GLYPHOSATE-TOLERANT SOYBEANS

- Make postemergence applications from cracking throughout flowering of soybeans at a maximum of 3 quarts per season with no more than 2 quarts per acre for any single application.
- Make preharvest applications at least 14 days before harvest with no more than 1 quart per acre.
- Do not graze or harvest for forage or hay.
- Drift control agents may be used.

PREPLANT/PREEMERGENCE

TOUCHDOWN may be used as a broadcast spray to control emerged annual and perennial weeds. Apply before, during, or after planting of soybeans. **TOUCHDOWN** can be tank mixed with the following products:

Authority	Dual II Magnum	Lexone	REFLEX
Authority Broadleaf	FirstRate	Linex	Scepter
Broadstrike	FLEXSTAR	Lorox	Sencor
Canopy	Frontier	Lorox Plus	Squadron
Canopy XL	FUSILADE	Partner	Steel
Command	FUSION	Preview	Turbo
Cover	Gemini	Prowl	WARRIOR
Dual	KARATE	Pursuit	2,4-D
Dual Magnum	Lasso	Pursuit Plus	2,4-DB
Dual II			

Refer to individual product labels for precautionary statements, restrictions, rates, and a list of weeds controlled.

POSTEMERGENCE

ANNUAL WEEDS

Apply **TOUCHDOWN** at 1 to 4 pints per acre from cracking through full flowering of soybean plants to control annual weeds. For best results, make the first application of **TOUCHDOWN** at 2 pints per acre within 30 days after planting on weeds up to 6 inches tall. Refer to Table 1 and 2 for specific rate information. For any single in-crop application, use a minimum of 1 pint per acre of **TOUCHDOWN**. **TOUCHDOWN** will not provide residual control. To control new weed flushes, repeat applications may be required.

PERENNIAL WEEDS

Apply **TOUCHDOWN** at 2 to 4 pints per acre to actively growing perennial grasses, sedges, and broadleaf weeds. Applications in crop on glyphosate-tolerant soybeans normally occur before perennial weeds reach the most desirable growth stage for control. Treatments made prior to the timing designated in Table 4 may require retreatment. Best control will be obtained when perennial broadleaf weeds are treated in the early bud to flowering stage and when perennial grasses are in the boot to seedhead stage. Refer to Table 4 for additional rate and timing information.

TANK MIXTURES

TOUCHDOWN may be tank mixed with one or more of the following products:

Basagran®	Pursuit
Classic®	Raptor™
FirstRate	REFLEX
FLEXSTAR	Reliance™ STS®
FUSILADE	Scepter
FUSION	Synchrony® STS®
KARATE	WARRIOR
Pinnacle®	2,4-DB

Use a minimum of 1 to 1.5 pints per acre TOUCHDOWN in mixture with postemergent tankmix herbicides on 3 inch tall weeds. Use a minimum of 1.5 to 2 pints per acre TOUCHDOWN in mixture with postemergent tankmix herbicides on 3 to 6 inch tall weeds. Under certain conditions, the mixture of TOUCHDOWN with one or more of the above mentioned herbicides may result in a reduction of activity. Tankmixes can result in increased crop injury as compared to either product used alone. Refer to individual product labels for precautionary statements, restrictions, rates, and list of weeds controlled.

PREHARVEST

TOUCHDOWN may be applied preharvest as a broadcast spray with ground or aerial equipment as a harvest aid. TOUCHDOWN provides weed control when applied preharvest to soybeans. Apply to mature soybeans when pods have lost their color.

SUGARCANE

METHOD OF APPLICATION: Before, during, or after planting, but before emergence of plant cane; spot spray; hooded sprayers; postharvest.

Follow directions listed in the **APPLICATION DIRECTIONS, SPRAY ADDITIVES, and APPLICATION EQUIPMENT AND TECHNIQUES** sections. Refer to **WEEDS CONTROLLED** section, beginning on Page ____, for application rates and timing.

GENERAL USE PRECAUTIONS FOR SUGARCANE

- Do not apply to vegetation in or around ditches, canals, or ponds containing water.
- Do not feed or graze treated sugarcane foliage following spot spray application.
- Avoid contact with sugarcane foliage, as severe damage or destruction may result.

TANK MIXTURES FOR PREPLANT/PREEMERGENCE USE FOR SUGARCANE

TOUCHDOWN can be tank mixed with the following herbicides for control or suppression of annual and perennial weeds provided that the tankmix product label allows use of the product. Refer to the **WEEDS CONTROLLED** section for application rates and timing. Apply TOUCHDOWN at 1 to 8 pints per acre in these tankmixes for control or suppression of annual and perennial weeds. For control or suppression of dense populations of weeds greater than 12 inches in height or weeds under stress, consider use rates at the higher end of the rate range.

Atrazine	Lexone/Sencor
Banvel	Prowl
Clarity	Trifluralin
Karmex	2,4-D

Refer to individual product labels for precautionary statements, restrictions, rates, and a list of weeds controlled.

Hooded Sprays

TOUCHDOWN may be used through hooded sprayers that completely enclose the spray pattern for weed control between the rows. Adjust the hooded sprayer in raised seedbeds to ensure the front and rear flaps touch the ground to completely enclose the spray solution.

Crop injury may occur when the foliage of treated weeds comes in direct contact with the leaves of the crop.

Application Requirements:

- The spray hoods must be operated on the ground or skimming across the ground.
- Maximum allowable application speed is 5 mph.
- Maximum allowable wind speed at application is 10 mph.
- Use low drift nozzles.

Fallow Treatments

For removal of the last stubble of ratoon cane between sugarcane crops, apply 4 to 5 quarts in 10 to 40 gallons of water per acre to new growth having at least 7 new leaves. Allow 7 days between application and tillage.

SUNFLOWER

METHOD OF APPLICATION: Before, during, or after planting, but before crop emergence.

Follow directions listed in the **APPLICATION DIRECTIONS, SPRAY ADDITIVES, and APPLICATION EQUIPMENT AND TECHNIQUES** sections. Refer to **WEEDS CONTROLLED** section, beginning on Page ____, for application rates and timing.

GENERAL USE PRECAUTIONS FOR SUNFLOWER

- Make only one preplant or preemergence application with no more than 1 quart per acre.
- Do not graze or feed sunflower forage.
- Avoid contact with sunflower foliage.

TANK MIXTURES FOR PREPLANT/PREEMERGENCE USE FOR SUNFLOWER

TOUCHDOWN can be tank mixed with the following herbicides for control or suppression of annual and perennial weeds provided that the tankmix product label allows use of the product. Refer to the **WEEDS CONTROLLED** section for application rates and timing. Apply **TOUCHDOWN** at 1.5 to 8 pints per acre in these tankmixes for control or suppression of annual and perennial weeds. For control or suppression of dense populations of weeds greater than 12 inches in height or weeds under stress, consider use rates at the higher end of the rate range.

EPTAM
Prowl
Trifluralin

Refer to individual product labels for precautionary statements, restrictions, rates, and a list of weeds controlled.

VEGETABLE CROPS

TOUCHDOWN may be used on the vegetable crops listed below:

Amaranth	Groundcherry
Arrugula	Guar
Artichoke (Jerusalem)	Horseradish
Asparagus	Kale
Beans (all)	Kohlrabi
Beet, garden	Leeks
Beet, sugar	Lentils
Broccoli (all)	Lettuce
Brussels Sprouts	Melons (all including citron, crenshaw, honey balls, honeydew, mango, musk, Persian)
Cabbage (all)	Mizuna
Cabbage (Chinese)	Mustard greens
Cantaloupe	Okra
Cardoon	Onions (green, spring, Japanese bunching)
Carrot	Parsley, turnip-rooted
Casaba	Parsnip
Cavalo Broccolo	Peas (all)
Cauliflower	Pepinos
Celeriac	Pepper (all)
Celery	Potato (Irish)
Celery (Chinese)	Pumpkin
Celtuce	Purslane
Chard (Swiss)	Radish
Chayote	Radish, oriental (daikon)
Chervil	Rape greens
Chick peas	Rhubarb
Chicory	Rutabaga
Chrysanthemum	Salsify, black
Collards	Salsify (oyster plant)
Corn salad	Salsify (Spanish)
Cress	Shallots
Cucumber	Spinach (all)
Dandelion	Spinach, mustard
Dock (sorrel)	Squash (summer, winter)
Eggplant	Sweet potato
Endive	Tomatillo
Fennel (Florence)	Tomato
Garlic	Turnip
Gherkin	Watercress
Ginseng	Watermelon
Gourd, edible	Yams

METHOD OF APPLICATION: Broadcast application before transplanting or before, during, or after planting but prior to crop emergence if direct seeded; spot spray; wiper/wick (rutabaga only); postharvest.

Follow directions listed in the **APPLICATION DIRECTIONS, SPRAY ADDITIVES, and APPLICATION EQUIPMENT AND TECHNIQUES** sections of this label. Refer to **WEEDS CONTROLLED** section, beginning on Page ____, for application rates and timing.

GENERAL USE PRECAUTIONS FOR VEGETABLE CROPS

- For **Asparagus**, do not apply broadcast within one week of emergence of first spears. Spot applications can be made immediately after cutting, but before emergence. Spears can be harvested 5 days after spot application. Postharvest applications can be made as a directed or shielded spray avoiding contact of the spray with the ferns, stems, or spears.
- Wait 3 days after application before planting cantaloupe, casaba, chayote, Chinese okra, Chinese waxgourd, cucumber, cucuzza, edible gourd, eggplant, gherkin, gourds, groundcherry, melons (all), pepper (all), pumpkin, squash, tomatillo, watercress, and watermelon.
- If transplanting into plastic mulch, ensure residues of this product are removed from the plastic prior to transplanting. Residues can be removed by a minimum of ½ inch of sprinkler irrigation or rainfall.
- Wiper/wick applications to rutabagas must be made at least 14 days before harvest.

TANK MIXTURES WITH RESIDUAL HERBICIDES FOR PREPLANT/PREEMERGENCE USE IN VEGETABLES

TOUCHDOWN can be tank mixed with the following herbicides for control or suppression of annual and perennial weeds provided that the tankmix product label allows use of the product. Refer to the **WEEDS CONTROLLED** section for application rates and timing. Apply TOUCHDOWN at 1 to 8 pints per acre in these tankmixes for control or suppression of annual and perennial weeds. For control or suppression of dense populations of weeds greater than 12 inches in height or weeds under stress, consider use rates at the higher end of the rate range.

DEVINOL	Lorox
Command	Matrix®
Dual Magnum	Prefar®
Dual II Magnum	Prowl
FUSILADE DX	Sencor
Goal	Trifluralin
Kerb	Treflan®
Lexone	Turbo

Refer to individual product labels for precautionary statements, restrictions, rates, approved uses, and a list of weeds controlled.

WEEDS CONTROLLED

Water volumes of 3 to 40 gallons per acre by ground equipment and 3 to 15 gallons by air are recommended. Use the minimum spray volume that provides adequate coverage.

When tank mixing with residual herbicides, refer to the individual crop section for recommendations.

Apply to actively growing weeds.

MAP POSITIONED HERE

**TABLE 1
NORTH/SOUTH REGION
ANNUAL WEED CONTROL - TOUCHDOWN RATES**

Use the higher end of the rate range when stressful growing conditions or dense plant populations exist.

WEED SPECIES	SCIENTIFIC NAME	TOUCHDOWN FLUID OUNCES PER ACRE				
		MAXIMUM WEED (HEIGHT/LENGTH)				
		3"	6"	12"	18"	24"
Anoda, spurred	<i>Anoda cristata</i>	24-32	32-40			
Barley	<i>Hordeum vulgare</i>				8-16	16-24
Barnyardgrass (South)	<i>Echinochloa crus-galli</i>	8-16	16-24	36-48		
Barnyardgrass (North)	<i>Echinochloa crus-galli</i>		16-24	24-32		
Bassia, fivehook	<i>Bassia hyssopifolia</i>		24-32			
Bittercress	<i>Cardamine spp.</i>			8-16	16-24	
Bluegrass, annual	<i>Poa annua</i>			8-16		
Bluegrass, bulbous	<i>Poa bulbosa</i>			8-16		
Bristly starbur	<i>Ancanthosporium hispidum</i>		16-24	24-32		
Brome, downy	<i>Bromus tectorum</i>		6-12			
Brome, Japanese	<i>Bromus japonicus</i>		8-16			24-32
Browntop panicum	<i>Panicum fasciculatum</i>		8-16	24-32		36-48
Buckwheat, wild ²	<i>Polygonum convolvulus</i>		24-32			
Buffalobur	<i>Solanum rostratum</i>	24-32	32-48	36-48		
Burcucumber	<i>Sicyos angulatus</i>		16-24	24-32		
Burgherkin	<i>Cucumis anguria</i>	24-32	32-48			
Buttercup	<i>Ranunculus spp.</i>			8-16	16-24	
Camphorweed	<i>Heterotheca subaxillaris</i>		36-48			
Carolina geranium	<i>Geranium carolinianum</i>	24-32	36-48			
Carpetweed	<i>Mullugo verticillata</i>		16-24	24-32		
Cheat	<i>Bromus secalinus</i>		8-16		16-24	
Chervil	<i>Anthriscus cerefolium</i>				8-16	
Chickweed, common	<i>Stellaria media</i>			8-16		12-18

Chickweed, mouseear	<i>Cerastium vulgatum</i>		8-16	8-16	16-24	
Citronmelon	<i>Citrullus lanatus</i>	24-32	32-48			
Cocklebur, common	<i>Xanthium strumarium</i>			8-16	16-24	24-32
Coffee senna	<i>Cassia occidentalis</i>	24-32	32-48			
Corn	<i>Zea mays</i>			8-16		16-24
Corn speedwell	<i>Veronica arvensis</i>			8-16		
Cowpea	<i>Vigna unguiculata</i>	24-32	23-48			
Crabgrass	<i>Digitaria spp.</i>			8-16	16-24	
Crotalaria, showy	<i>Crotalaria spectabilis</i>	16-24	24-32	32-48		
Croton, tropic	<i>Croton glandulosus</i>	24-32	32-48			
Crowfootgrass	<i>Dactyloctenium aegyptium</i>	8-16	16-32	32-64		
Cutleaf eveningprimrose ⁴	<i>Oenothera laciniata</i>	24-32	36-48			
Dwarf dandelion	<i>Krigia cespitosa</i>				8-16	
Eastern manna grass			8-16	16-24		
Eclipta	<i>Eclipta prostrata</i>	8-16	16-24	24-32		
Fall panicum (North)	<i>Panicum dichotomiflorum</i>		8-16	16-24	24-32	
Fall panicum (South)	<i>Panicum dichotomiflorum</i>	8-16	16-24	36-40		36-48
Falsedandelion	<i>Pyrrhopappus carolinianus</i>				8-16	
False flax, smallseed	<i>Camelina microcarpa</i>			8-16		
Fiddleneck	<i>Amsinckia spp.</i>		24-32	36-48		
Filaree	<i>Erodium spp.</i>			36-48		
Fleabane, annual	<i>Erigeron annuus</i>		8-16		16-24	
Fleabane, hairy	<i>Conyza bonariensis</i>		8-16			
Fleabane, rough	<i>Erigeron strigosus</i>	8-16	16-24	24-32		
Florida beggarweed	<i>Desmodium tortuosum</i>		16-24	24-32		
Florida pusley	<i>Richardia scabra</i>			24-32		
Foxtails (South)	<i>Setaria spp.</i>		8-16	16-24	24-32	
Foxtails (North)	<i>Setaria spp.</i>				6-12	8-16
Goatgrass, jointed	<i>Aegilops cylindrica</i>		8-16			
Goosegrass	<i>Eleusine indica</i>	8-16	16-24	24-32	36-48	
Grain sorghum	<i>Sorghum</i>		8-16	16-24	24-32	

Groundsel, common	<i>Senecio vulgaris</i>		8-16			
Hemp sesbania	<i>Sesbania exaltata</i>	24-32	30-40	36-48		
Henbit	<i>Lamium amplexicaule</i>		24-32		36-48	
Hophornbeam copperleaf	<i>Acalypha ostryifolia</i>	24-32	36-48			
Horseweed/Marestail (South)	<i>Conyza canadensis</i>			16-24		24-32
Horseweed/Marestail (North)	<i>Conyza canadensis</i>		8-16	16-24	24-32	
itchgrass	<i>Rottboellia cochinchinensis</i>		8-16	16-24	24-32	
Jimsonweed	<i>Datura stramonium</i>		24-32	36-48		
Johnsongrass, seedling (South)	<i>Sorghum halepense</i>				16-24	
Johnsongrass, seedling (North)	<i>Sorghum halepense</i>			8-16	16-24	
Junglerice	<i>Echinochloa colona</i>	8-16	16-24	36-48		
Knotweed	<i>Polygonum aviculare</i>	8-16	16-24	24-32	36-48	
Kochia	<i>Kochia scoparia</i>		8-16	16-24		
Lambsquarters, common	<i>Chenopodium album</i>		8-16	24-32	36-48	
Lettuce, prickly	<i>Lactuca serriola</i>		8-16	16-24	24-32	
Little barley	<i>Hordeum pussillum</i>				8-16	
London rocket	<i>Sisymbrium irio</i>		8-16			
Mayweed	<i>Anthemis cotula</i>	16-24	24-32	28-40	38-48	
Morningglory ^{4 7}	<i>Ipomoea spp.</i>	8-32	36-48			
Mustard, blue	<i>Chorispora tenella</i>		6-12			
Mustard, tansy	<i>Descurainia pinnata</i>		6-12	8-16	16-24	
Mustard, tumble	<i>Sisymbrium altissimum</i>		6-12			
Mustard, wild	<i>Brassica kaber</i>		6-12	8-16	16-24	
Nightshade, black	<i>Solanum nigrum</i>		8-16	16-24		
Nightshade, hairy	<i>Solanum sarrachoides Sendtner</i>		8-16	16-24		
Oats	<i>Avena sativa</i>		16-24		24-32	
Oats, wild	<i>Avena fatua</i>		12-24	16-24		
Panicum, Texas	<i>Panicum texanum</i>		8-16	24-32		36-48
Pennycress, field	<i>Thlaspi arvense</i>		8-16	16-24		

56/73

Pigweed	<i>Amaranthus</i> spp.			8-16	16-24	24-32
Poinsettia, wild	<i>Euphorbia heterophylla</i>	16-24	32-48			
Prickly sida (Teaweed) ^{4 7}	<i>Sida spinosa</i>	24-32	36-48			
Purslane, common	<i>Portulaca oleracea</i>		24-32	36-48		
Ragweed, common (South)	<i>Ambrosia artemisiifolia</i>	8-16	16-24	36-48		
Ragweed, common (North)	<i>Ambrosia artemisiifolia</i>		8-16	16-24	24-32	
Ragweed, giant	<i>Ambrosia trifida</i>	16-24	24-32	36-48		
Red rice	<i>Oryza sativa</i>	24-32				
Redweed	<i>Melochia corchorifolia</i>	24-32	32-48			
Rye (South)	<i>Secale cereale</i>		8-16		16-24	24-32
Rye (North)	<i>Secale cereale</i>				8-16	16-24
Ryegrass, Italian	<i>Lolium multiflorum</i>		24-32	36-48		
Sandbur, field	<i>Cenchrus incertus</i>			6-12		
Sandbur, southern	<i>Cenchrus echinatus</i>	8-16	24-32	32-48		
Shattercane	<i>Sorghum bicolor</i>			8-16	16-24	
Shepherdspurse	<i>Capsella bursa-pastoris</i>		8-16	16-24		
Sicklepod	<i>Cassia obtusifolia</i>	24-32	36-48			
Signalgrass, broadleaf	<i>Brachiaria platyphylla</i>	8-16	24-32	36-48		
Smartweed (ladysthumb)	<i>Polygonum persicaria</i>	8-16	16-24	36-48		
Smartweed, Pennsylvania	<i>Polygonum pennsylvanicum</i>	8-16	16-24	36-48		
Sowthistle, annual	<i>Sonchus oleraceus</i>		24-32	36-48		
Spanishneedles	<i>Bidens bipinnata</i>		24-32		36-48	
Speedwell, purslane	<i>Veronica peregrina</i>			8-16		
Sprangletop	<i>Leptochloa</i> spp.		8-16	16-24	24-32	
Spurge, prostrate	<i>Euphorbia</i> spp.		8-16	16-24	24-32	
Spurge, spotted	<i>Euphorbia maculata</i>		8-16	16-24	24-32	
Spurry, umbrella	<i>Holosteum umbellatum</i>		6-12			
Stinkgrass	<i>Eragrostis cilianensis</i>			6-12		
Sunflower, common	<i>Helianthus annuus</i>			8-16	16-24	
Thistle, Russian	<i>Salsola iberica</i>		24-32			
Velvetleaf ⁷ (South)	<i>Abutilon theophrasti</i>	16-24	30-40	36-48		

Velvetleaf ⁷ (North)	<i>Abutilon theophrasti</i>	8-16	16-24	24-32		
Virginia copperleaf	<i>Acalypha virginica</i>	24-32	36-48			
Virginia pepperweed	<i>Lepidium virginicum</i>				8-16	
Waterhemp	<i>Amaranthus</i> spp.		16-24	24-32		
Wheat (South)	<i>Triticum aestivum</i>		8-16			16-24
Wheat (North)	<i>Triticum aestivum</i>				8-16	16-24
Wild-proso millet	<i>Panicum miliaceum</i>		24	32	48	
Witchgrass	<i>Panicum capillare</i>			8-16		
Woolly cupgrass	<i>Eriochloa villosa</i>		8-16	16-24		
Yellow rocket	<i>Barbarea vulgaris</i>			16-24	24-32	

- ¹ In no-till systems, use 1 pint/A.
- ² Maximum runner length.
- ³ Control will be reduced at the button stage.
- ⁴ When the predominant weed species include Carolina geranium, cutleaf eveningprimrose, and fescue, hemp sesbania, henbit, morningglory, prickly sida, and vetch that are less than 6 inches tall, GRAMOXONE EXTRA should be considered as an alternative.
- ⁵ Will not control glyphosate-tolerant volunteer corn.
- ⁶ Plant diameter.
- ⁷ Multiple applications may be required.

**TABLE 2
WESTERN REGION
ANNUAL WEED CONTROL - TOUCHDOWN RATES**

Use the higher end of the rate range when stressful growing conditions or dense plant populations exist.

WEED SPECIES	SCIENTIFIC NAME	TOUCHDOWN RATES FLUID OUNCES PER ACRE			
		MAXIMUM WEED (HEIGHT/LENGTH)			
		3"	6"	12"	18"
Barley	<i>Hordeum vulgare</i>			8-12	
Barnyardgrass	<i>Echinochloa crus-galli</i>		8-12		
Bluegrass, annual	<i>Poa annua</i>		8-12		
Bluegrass, bulbous	<i>Poa bulbosa</i>		8-16		
Brome, downy ¹	<i>Bromus tectorum</i>		8-12		
Buttercup	<i>Ranunculus spp.</i>			8-16	
Canarygrass	<i>Phalaris canariensis</i>		16-40		
Cheat	<i>Bromus secalinus</i>		8-16		
Chickweed, common	<i>Stellaria media</i>		8-16		
Chickweed, mouseear	<i>Cerastium vulgatum</i>		16-40		
Cocklebur, common	<i>Xanthium strumarium</i>			8-16	
Corn ²	<i>Zea mays</i>		8-16		
Crabgrass	<i>Digitaria spp.</i>			8-16	
Dwarf dandelion, Virginia	<i>Krigia virginica</i>			8-16	
Fall panicum	<i>Panicum dichotomiflorum</i>			8-16	
Falseflax, smallseed	<i>Camelina microcarpa</i>			8-16	
Fiddleneck	<i>Amsinckia spp.</i>		16-40		
Filaree	<i>Erodium spp.</i>			36-48	
Fleabane, hairy	<i>Conyza bonariensis</i>		8-16		
Florida pusley	<i>Richardia scabra</i>			24-32	
Foxtail	<i>Setaria spp.</i>			6-8	
Goatgrass, jointed	<i>Aegilops cylindrica</i>		8-16		
Goosefoot, nettleleaf	<i>Chenopodium murale</i>		16-40		

59/73

Groundcherry	<i>Physalis</i> spp.		32-48		
Groundsel, common	<i>Senecio vulgaris</i>		8-16		
Henbit	<i>Lamium amplexicaule</i>		8-16		
Horseweed: Maretail	<i>Conyza canadensis</i>		8-16		
Johnsongrass, seedling	<i>Sorghum halepense</i>			8-16	
Junglerice	<i>Echinochloa colonum</i>		16-40		
Kochia ³	<i>Kochia scoparia</i>	16-24	24-32		
Lambsquarters, common	<i>Chenopodium album</i>		8-16		
Morningglory ^{4,5}	<i>Ipomoea</i> spp.	8-16			
Mustard, blue	<i>Chorispora tenella</i>		8-12		
Mustard, tansy	<i>Descurainia pinnata</i>		8-12		
Mustard, tumble	<i>Sisymbrium altissimum</i>		8-12		
Mustard, wild	<i>Sinapis arvensis</i>		8-12		
Nightshade	<i>Solanum</i> spp.		32-48		
Oats	<i>Avena sativa</i>		12-24	12-40	12-48
Oats, wild	<i>Avena fatua</i>			8-16	
Panicum, Texas	<i>Panicum texanum</i>			8-16	
Pennycress, field	<i>Thlaspi arvense</i>		16-40		
Pigweed	<i>Amaranthus</i> spp.			8-16	
Puncturevine	<i>Tribulus terrestris</i>	16-32	24-48		
Pusley, Florida	<i>Richardia scabra</i>			32-64	
Rabbitfootgrass	<i>Polypogon monspeliensis</i>		16-40		
Rocket, London	<i>Sisymbrium irio</i>		8-16		
Rockpurslane, Redmaids	<i>Calandrinia caulescens</i>		16-40		
Rye	<i>Secale cereale</i>			8-12	
Ryegrass, Italian/annual	<i>Lolium multiflorum</i>		8-16		
Sandbur, field	<i>Cenchrus incertus</i>			8-12	
Shattercane	<i>Sorghum bicolor</i>			8-12	
Shepherdspurse	<i>Capsella bursa-pastoris</i>		8-16		

60/73

Sowthistle, annual	<i>Sonchus oleraceus</i>		8-16		
Sprangletop	<i>Leptochloa</i> spp.		32-48		
Spurge	<i>Euphorbia</i> spp.		8-16		
Spurge, prostrate	<i>Euphorbia supina</i>		32-48		
Stinkgrass	<i>Eragrostis cilianensis</i>			8-12	
Sunflower, common	<i>Helianthus annuus</i>		16-24	24-32	
Waterhemp	<i>Amaranthus</i> spp.	24-32	24-32	32-40	36-48
Wheat	<i>Triticum aestivum</i>				8-12
Witchgrass	<i>Panicum capillare</i>			8-16	

¹ In no-till systems, use 1 pint/acre.

² Will not control glyphosate-tolerant volunteer corn.

³ Do not apply in the button stage.

⁴ Multiple applications may be required.

⁵ When the predominate weed species include morningglory less than six inches tall, GRAMOXONE EXTRA should be considered as an alternative.

6/73

TABLE 3
ANNUAL WEED CONTROL - TOUCHDOWN RATES IN A TANKMIX
WITH 0.25 LBS AI/A OF DICAMBA OR 0.5 LBS AI/A OF 2,4-D

WEED SPECIES	SCIENTIFIC NAME	MAXIMUM HEIGHT/ LENGTH	TOUCHDOWN FLUID OUNCES PER ACRE
Kochia (dicamba only) Lettuce, prickly Marestail/Horseweed Morningglory Ragweed, common Ragweed, giant Smartweed, Pennsylvania Velvetleaf	<i>Kochia scoparia</i> <i>Lactuca serriola</i> <i>Gonyza canadensis</i> <i>Ipomoea</i> spp. <i>Ambrosia artemisiifolia</i> <i>Ambrosia trifida</i> <i>Polygonum pensylvanicum</i> <i>Abutilon theophrasti</i>	6"	12-16
Cocklebur, common Fleabane, rough Horseweed/Marestail Kochia Lambsquarters, common Pigweed Sunflower, common Thistle, Russian	<i>Xanthium strumarium</i> <i>Erigeron strigosus</i> <i>Gonyza canadensis</i> <i>Kochia scoparia</i> <i>Chenopodium album</i> <i>Amaranthus</i> spp. <i>Helianthus annuus</i> <i>Salsola iberica</i>	12"	

Read and follow dicamba and 2,4-D labels

6213

TABLE 4
PERENNIAL AND WOODY PLANT WEED CONTROL AND WEED MANAGEMENT
TOUCHDOWN RATES USED ALONE OR IN TANKMIX WITH
0.25 LBS A/A OF DICAMBA OR 0.5 LBS A/A OF 2,4-D

WEED SPECIES	SCIENTIFIC NAME	SPOT SPRAY % v/v	QUARTS PER ACRE	TANKMIX with 2,4-D or Dicamba	APPLICATION TIMING AND REMARKS
Alfalfa	<i>Medicago sativa</i>	2	2.4-4.8		At 6 to 8 inch stage or more after final cutting in fall. Deep till 7 days after treatment.
Artichoke, Jerusalem ⁺	<i>Helianthus tuberosus</i>	2	3-5		At or after flowering.
Balsam-apple [†]	<i>Momordica charantia</i>	2			For partial control only. Apply at or beyond bloom.
Bahiagrass	<i>Paspalum notatum</i>	2	3-5		Early seedhead stage.
Barley, foxtail	<i>Hordeum jubatum</i>	2	1-2		4-6 inch stage.
Bentgrass	<i>Agrostis</i> spp.	2	1.5		Should have at least 3 inches of growth. Ensure entire crown area has resumed growth prior to fall application. Till 7-10 days after application
Bermudagrass	<i>Cynodon dactylon</i>	2	3-5		Seedheads present; may require retreatment.
Bermudagrass, water (knotgrass)		2	1-1.5		Apply when water bermudagrass is 12-18 inches in length. Allow 7 days before flushing or flooding the field. Not registered for use in California on this weed.
Bindweed, field	<i>Convolvulus arvensis</i>	1.5	4-5		At or after flowering, west of Mississippi river, in late summer for best results.
			3-4		At or after flowering, east of Mississippi river, in late summer for best results
			2	Yes	At or after flowering for control, multiple applications may be required. Do not apply by air.
			1-2	Yes	For suppression on irrigated agricultural land, by ground equipment only. Apply in fall or following harvest on runners 12 inches or more in length.

6/3/73

			0.5	Yes	For suppression by ground or aerial applications. Apply by air in fallow and reduced tillage systems only. Applications should be delayed until maximum emergence has occurred and when vines are between 6 to 18 inches in length.
			1-5		In California Apply at 12 inches or greater runner length. Use high end of rate range where dense populations exist. For suppression on land which is irrigated and tilled, use 1 quart/acre.
Blackberry	<i>Rubus spp.</i>	2	3-4		Apply after full leaf expansion. For best results, apply late summer or fall but before a killing frost.
Bluegrass, Kentucky	<i>Poa pratensis</i>	2	1-2		Apply at boot to early seedhead stage. when plants are 4-12 inch stage.
			1-1.5		For partial control in pasture or hay crop renovation, apply when plants are 4-12 inches stage.
Blueweed, Texas	<i>Helianthus ciliaris</i>	2	3-4-5		Apply 4-5 quarts per acre at or beyond bloom west of the Mississippi River, and 3-4 quarts per acre east of the Mississippi River when plants are at or beyond full bloom. For best results, apply in late summer or fall, Apply but before a killing frost.
			3-4		Apply at or beyond bloom east of the Mississippi River. For best results, apply in late summer or fall, but before a killing frost.
Brackenfern	<i>Pteridium aquilinum</i>	1-1.5	3-4		Fronds fully expanded and at least 18 inches long.
Bromegrass, smooth	<i>Bromus inermis</i>	2	1-2		Apply when most plants are at the boot to early seedhead stage.
			1-1.5		For partial control in pasture or hay crop renovation, apply to actively growing plants 4 to 12 inches in height.

Bursage, woollyleaf	<i>Ambrosia grayi</i>	2	2	Yes	Apply to actively growing plants at or beyond flowering.
			1	Yes ¹	Apply to actively growing plants at or beyond flowering.
Canarygrass, reed	<i>Phalaris arundinacea</i>	2	2-3		Boot to head.
Cattail	<i>Typha</i> spp.	2	3-5		Early head to early bud.
Clover, red Clover, white	<i>Trifolium pratense</i> <i>Trifolium repens</i>	2	3-5		Early head to early bud. May require retreatment.
Cogongrass ⁺	<i>Imperata cylindrica</i>	2	3-5		Late summer/fall, greater than 18 inches in height. May require retreatment.
Dallisgrass	<i>Paspalum dilatatum</i>	2	3-5		Early head to early bud.
Dandelion	<i>Taraxacum officinale</i>	2	3-5		Early bud.
			0.5	Yes	Early bud.
Dayflower ¹	<i>Commelina</i> spp.	2	1.5-2		Less than 4 inches in height.
Dock, curly	<i>Rumex crispus</i>	2	3-5		Early bud.
			0.5	Yes	Early bud.

Dogbane, hemp	<i>Apocynum cannabinum</i>	2	4		Late bud to flower. May require retreatment.
			0.5	Yes	Actively growing at 6-12 inch stage for suppression.
Dogfennel	<i>Eupatorium capillifolium</i>	2	2-4		Actively growing, less than 12 inches in height.
Fescue ²	<i>Festuca</i> spp.	2	3-5		Apply when most plants have reached the early head stage.
Fescue, tall	<i>Festuca arundinacea</i>	2	1-3		Apply 3 quarts per acre when most plants have reached boot to early seedhead stage. Fall applications only: Apply 1 quart per acre when plants are 6-12 inches in height. A spring applied sequential treatment of 1 pint per acre will improve long term control.
Goatweed	<i>Scoparia dulcis</i>	2	1.5-2		Less than 7 inch stage.
Guineagrass	<i>Panicum maximum</i>	1	3		7-10 leaf stage.
Horsenettle	<i>Solanum carolinense</i>	2	3-5		Early bud stage

Horseradish	<i>Armoracia rusticana</i>	2	4		Apply when most plants have reached the late bud to early flower stage in late summer
Iceplant	<i>Mesembryanthemum crystallinum</i>	1.5-2			Iceplant should be at or beyond the early bud stage of growth.
Johnsongrass	<i>Sorghum halepense</i>	1	0.5-3		In annual cropping systems, apply 1-2 quarts per acre in 3-10 gallons of water per acre. Use 2 quarts per acre when applying 10-40 gallons of water per acre. In noncrop, or areas where annual tillage is not practiced, apply 2-3 quarts of this product in 10-40 gallons of water per acre. Apply at boot to head stage and in the fall prior to frost. Use 1 to 2 quarts per acre for annual tillage systems. Use 2 to 3 quarts per acre on no-till acres. Allow 3 to 7 days before tillage.
			0.5		For burndown, or suppression, apply when plants are 12 inches in height and allow 3 days before tillage.
Kikuyugrass	<i>Pennisetum clandestinum</i>	2	2-3		Spray when most kikuyugrass is at least 8 inches in height. Allow 3 or more days after application before tillage.
Knapweed	<i>Centaurea spp.</i>	2	4		Apply in fall at late bud to flower stage.
Lantana, largeleaf ¹	<i>Lantana camara</i>	1-1.25			For partial control, Apply at or beyond bloom stage.
Lespedeza	<i>Lespedeza spp.</i>	2	3-5		Apply when most plants have reached the early bud stage.
Milkweed, common	<i>Asclepias syriaca</i>	2	3	Yes	Apply when most plants have reached the early bud stage.
Milkweed, honeyvine	<i>Ampelamus albidus</i>	2	2-4	Yes	Late bud to early flower. May require retreatment.
Muhly, wirestem	<i>Muhlenbergia frondosa</i>	2	1-2		Use 1 to quart per acre in 3-10 gallons of water per acre. Use 2 quarts per acre in 10-40 gallons of water per acre in pasture, sod, or noncrop areas. Spray plants 8 inches or more in height. Do not till between harvest and fall applications or in the fall or spring prior to spring applications. Allow 3 or more days after application before tillage.

6/7/73

Mullein, common	<i>Verbascum thapsus</i>	2	3-5		Early bud.
Napiergrass	<i>Pennisetum purpureum</i>	2	3-5		Early head stage.
Nightshade, silverleaf	<i>Solanum eleagnifolium</i>	2	2		Apply when 60% of plants have berries. Apply fall treatments before a killing frost.
Nutsedge, purple Nutsedge, yellow	<i>Cyperus rotundus</i> <i>Cyperus esculentus</i>	1-2	0.5-3		Apply 3 quarts per acre for control of nutsedge plants and immature nutlets attached to treated plants. Treat when plants are in the flower or when new nutlets can be found at rhizome tips. Nutlets which have not germinated will not be controlled and may germinate following treatment. Sequential applications: 1-2 quarts per acre in 3-40 gallons of water per acre applied to plants in the 3-5 leaf stage or less than 6 inches tall. Repeat treatments at this stage for long term control. For partial control: apply 1 pint to 2 quarts in 3 to 40 gallons of water per acre. Treat when plants have 3-5 leaves or less than 6 inches tall. Repeat treatments at this stage for long term control.
Orchardgrass	<i>Dactylis glomerata</i>	2	1-2		Apply 2 quarts per acre on plants at early boot to seedhead stage. For partial control in pasture or hay crop renovation, apply 1-1.5 quarts per acre. in 3-10 gallons of water per acre. Apply to actively growing plants 4-12 inches in height. In orchardgrass sods going rotated to no-till corn: Apply 1-1.5 quarts. in 3-10 gallons of water per acre. Apply to orchardgrass that is a minimum of 12 inches tall for spring applications and 6 inches tall for fall applications. Allow at least 3 days following application before planting. A sequential application of atrazine will be required for optimum results.
Pampasgrass †	<i>Erianthus ravennae</i>	1.5-2			For partial control only; Apply at or beyond boot stage.

Paragrass	<i>Brachiaria mutica</i>	2	3-5		Early seedhead stage.
Phaseybean	<i>Phaseolus lathyroides</i>	2	2-4		Less than 8 inches tall.
Phragmites ¹	<i>Phragmites</i> spp.	1-2	3-5		For partial control: For best results, treat during late summer or fall months or when plants are actively growing and in full bloom. Repeat treatments may be necessary. Visual control symptoms will be slow to develop.
Poison hemlock	<i>Conium maculatum</i>	1-2			Apply as a spray to wet treatment. Optimum results are obtained when plants are treated at the bud to full-bloom stage of growth.
Pokeweed, common	<i>Phytolacca americana</i>	2	1		Apply to actively growing plants up to 24 inches in height.
Quackgrass	<i>Agropyron repens</i>	2	1-2		Apply 1 to 2 quarts per acre in annual cropping systems, or in pastures and sods followed by where deep tillage is used. Apply 1 quart in 3 to 10 gallons of water per acre. Use 2 quarts in 10-40 gallons of water per acre. Do not tank mix with a residual herbicide at the 1 quart rate. Spray when quackgrass is 6-8 inches in height. Do not till between harvest and fall applications or in the fall or spring prior to spring application. Allow 3 or more days after application before tillage.
			2-3		Apply in pastures, sod, or noncrop areas where deep tillage will not follow the application. apply 2-3 quarts in 10-40 gallons of water per acre on Spray when quackgrass is at least 8 inches in height.

69/73

Rec vine	<i>Brunnichia ovata</i>	2	0.75-2		For suppression, apply 24 fluid ounces per acre at each of two applications 7-14 days apart or a single application of 2 quarts per acre. Use 5-10 gallons of water per acre. Apply to plants greater than 18 inches tall in September/October to plants which have been growing 45-60 days since the last tillage. Make application at least 1 week prior to killing frost.
Ryegrass perennial	<i>Lolium perenne</i>	1	1-3		For best results, Apply 1 to 2 quarts per acre when most plants are in the boot to head stage or prior to frost. Apply 1 quart in 3-10 gallons of water per acre. Use 2 quarts in 10-40 gallons of water per acre. In noncrop or areas where no tillage is practiced, use 2-3 quarts in 10-40 gallons of water per acre. Do not tank mix with residual herbicides when using the 1 quart per acre rate.
Smallflowered Alexandergoass	<i>Brachiaria subquadripara</i>	2	2-4		Less than 4 inches in height, actively growing.
Smartweed, swamp	<i>Polygonum coccineum</i>	2	3-5		Early bud, 12 inch stage.
			0.5	Yes	Early bud, 12 inch stage.
Spurge leafy	<i>Euphorbia esula</i>	2	0.5	Yes	Greater than 12" tall in late summer or fall. For suppression: greater than 12 inches tall in late summer.
Sweet potato, wild ¹	<i>Ipomea pandurata</i>	2			For partial control only. Apply at or beyond flowering stage.
Switchgrass	<i>Panicum virgatum</i>	2	1.5-3		Boot to head stage.
Thistle artichoke ¹	<i>Cynara cardunculus</i>	2			Partial control only. Apply when plants are beyond the bloom stage.

Thistle, Canada	<i>Cirsium arvense</i>	2	2-3		Apply when most plants are at or beyond the bud stage of growth. After harvest, mowing, or tillage in the late summer or fall, allow at least 4 weeks for initiation of active growth and rosette development prior to application. Fall treatments must be applied before a killing frost. Allow 3 or more days before tillage. For fall applications or following mowing, allow a minimum of 6-8 inches rosette development.
			0.5-1	Yes	For suppression: Apply 4 quart or 1 pint of this product plus 0.5 lb ai/A 2,4-D in 3-10 gallons of water in the late summer or fall after harvest, mowing, or tillage. Allow rosette regrowth to be a minimum of 6 inches in diameter before treating. Allow 3 or more days before tillage.
Timothy	<i>Phleum pratense</i>	2	2-3		Boot to head; wait 3 days before tillage.
Torpedograss ¹	<i>Panicum repens</i>	2	4-5		For partial control: At or beyond seedhead. Repeat applications will be required to maintain control. Fall treatments must be made prior to a killing frost.
Trumpet creeper ¹	<i>Campsis radicans</i>	2	2		Partial control: Late September/October applications on actively growing plants at least 18 inches in height; retreatment may be required. Make applications at least one week before killing frost.
Vaseygrass	<i>Paspalum urvillei</i>	2	3-5		Apply at early head stage.
Vetch ²	<i>Vicia</i> spp.	2	2-4		Boot to head.
Virginia creeper	<i>Parthenocissus quinquefolia</i>	2	4		Full leaf expansion.
Velvetgrass	<i>Holcus</i> spp.	2	3-5		Early head stage
Wheatgrass, western	<i>Agropyron smithii</i>	2	2-3		Boot to head.

¹ Partial control.

² When the predominant weed species include Carolina geranium, cutleaf eveningprimrose, fescue, hemp sesbania, henbit, morningglory, prickly sida, and vetch that are less than 6 inches tall, GRAMOXONE EXTRA should be considered as an alternative.

**TABLE 5
WOODY BRUSH AND TREES CONTROLLED**

Apply TOUCHDOWN after full leaf expansion, unless otherwise directed. Use the higher rate for larger plants and/or dense areas of growth. On vines, use the higher rate for plants that have reached the woody stage of growth. In most areas, best results are obtained when application is made in late summer or fall after fruit formation.

In arid areas, best results are obtained when applications are made in the spring to early summer when brush species are at high moisture content and are flowering.

Symptoms may not appear prior to frost or senescence with fall treatments.

Allow 7 or more days after application before tillage, mowing, or removal. Repeat treatments may be necessary to control plants regenerating from underground parts or seed. Reduced performance may result if fall treatments are made following a frost.

When plants are growing under stressed conditions, or where infestations are dense, TOUCHDOWN may be used at 5 to 10.6 quarts per acre or a 1 to 2% solution for spot spray clean-up.

The following are controlled with 1 to 2 quarts¹	
Birch	Rose, multiflora
Cherry; bitter, black, pin	Salmonberry
Elderberry	Sweetgum
Hawthorn	Thimbleberry
Hazel	Trumpet creeper
Oak, southern red	
The following are controlled with 3 to 4 quarts¹	
Alder	Oak, post
Blackberry	Quaking Aspen
Honeysuckle	Willow
The following are controlled with 4 to 5 quarts¹	
Kudzu	
Poison ivy/Poison oak	
The following are controlled with 2 to 5 quarts¹	
Ash ²	Oak; black, white ²
Bearmat (Bearclover) ²	Oak; northern, pin
Beech ²	Oak, scrub ²
Blackgum	Persimmon ²
Bracken	Pine
Cascara ²	Poplar, yellow ²
Ceanothus ²	Redbud, eastern
Chamise ²	Russian olive ²
Dogwood ²	Sage, white ²
Elm ²	Saltcedar
Florida holly (Brazilian peppertree) ²	Sassafras ²
Gorse ²	Sourwood ²
Hickory ²	Sumac; poison, smooth, winged ²
Hornbeam, American ²	Swordfern ²
Locust, black ²	Vine maple ²
Manzanita ²	Virginia creeper
Maple, red	Waxmyrtle, southern ²

The following are controlled with 5 quarts ¹	
Broom; French, Scotch	Maple, sugar
Buckwheat, California ²	Monkey flower ²
Catsclaw ²	Sage, black
Coyote brush	Sage brush, California
Eucalyptus	Tallowtree, Chinese
Hasardia ²	Tan oak resprouts ²
Madrone resprouts ²	Tobacco, tree ²

¹ alternatively, use a 2% solution for spot spray clean-up.
² provides partial control

This product is sold only for uses stated on its label. ~~No express or implied license is granted to use or sell this product under any patent in any country except as specified. Country: United States of America. U.S. Patent No. 4,315,765. This formulation is covered by U.S. Patent No. 5,468,718.~~

TOUCHDOWN®, AMBUSH®, DEVRINOL®, EPTAM®, FLEXSTAR®, FULTIME™, FUSILADE®, FUSION®, GRAMOXONE®, KARATE®, REFLEX®, SURPASS®, TOPNOTCH®, and WARRIOR® are trademarks of a ZENECA company.

Authority™ and Command® are trademarks of FMC Corporation.

Axiom™, DEF®, Sencor®, and Turbo® are trademarks of Bayer.

Balance®, Buctril®, Folex®, and Prep™ are trademarks of Rhone-Poulenc Ag Company.

Banvel®, Basagran®, Clarity®, Frontier®, Guardsman®, and Marksman® are trademarks of BASF Corporation.

Basis®, Bladex®, Canopy®, Classic®, Cover™, Extrazine® II, Gemini®, Krovar®, Lexone®, Matrix®, Pinnacle®, Preview®, Reliance™, Sinbar®, Staple®, Synchrony®, and Velpar® are trademarks of E. I. du Pont de Nemours & Co., Inc.

Bicep®, Bicep Magnum®, Bicep II®, Bicep Lite II®, Bicep Lite II Magnum®, Bicep II Magnum®, Caparol®, Cotoran®, Dual®, Dual Magnum™, Dual II®, Dual II Magnum™, Princep®, Princep® Caliber 90®, Solicam® and Zorial® are trademarks of Novartis Crop Protection.

Broadstrike®, FirstRate™, Hornet™, Surfian®, and Trellan® are trademarks of Dow AgroSciences.

Bullet®, Harness®, Lariat®, Lasso®, Micro-Tech®, Partner®, and ROUNDUP READY® are trademarks of Monsanto Company.

Cotton Pro®, Cy-Pro®, Direx®, Karmex®, Linex®, Lorox®, and Meturon® are trademarks of Griffin Corporation.

Dropp® is a trademark of AgrEvo USA Company.

Goal® and Kerb® are trademarks of Rohm and Haas Company.

Lightning™, Prowl®, Pursuit®, Raptor™, Scepter®, Squadron®, and Steel™ are trademarks of American Cyanamid Company.

Prefar® is a trademark of Gowan Company.

Sim-Trol® is a trademark of Oxon Italia.