

PM 25 10182-223 10-22-97

1 of 29

ERADICANE® 6.7-E
Selective Herbicide

Preplant Incorporated Herbicide for Weed Control (including foxtails, seedling johnsongrass, nutsedge, bermudagrass, and suppression of woolly cupgrass and wild proso millet) in Field, Sweet, Pop, and Silage Corn

ACTIVE INGREDIENT:

S-ethyl dipropylthiocarbamate	82.6%
INERT INGREDIENTS:	<u>17.4%</u>
Total	100.0%

Contains 6.7 pounds of active ingredient per gallon.

EPA Reg. No. 10182-223
EPA Est. No.

KEEP OUT OF REACH OF CHILDREN

CAUTION

ACCEPTED
OCT 22 1997
Under the Federal Insecticide,
Fungicide, and Rodenticide Act,
as amended for the pesticide
registered under
EPA Reg. No. 10182-223

Made in U.S.A.
ZENECA Ag Products
ZENECA Inc.
Wilmington, DE 19850-5458

20/29

COMPLETE DIRECTIONS FOR USE

**CONDITIONS OF SALE
AND LIMITATION OF WARRANTY AND LIABILITY**

NOTICE: Read the entire Directions for Use and Conditions of Sale and Limitation of Warranty and Liability before buying or using this product. If the terms are not acceptable, return the product at once, unopened, and the purchase price will be refunded.

The Directions for Use of this product should be followed carefully. It is impossible to eliminate all risks inherently associated with the use of this product. Crop injury, ineffectiveness or other unintended consequences may result because of such factors as manner of use or application, weather or crop conditions, presence of other materials or other influencing factors in the use of the product, which are beyond the control of ZENECA or Seller. All such risks shall be assumed by Buyer and User, and Buyer and User agree to hold ZENECA and Seller harmless for any claims relating to such factors.

ZENECA warrants that this product conforms to the chemical description on the label and is reasonably fit for the purposes stated in the Directions for Use, subject to the inherent risks referred to above, when used in accordance with directions under normal use conditions. This warranty does not extend to the use of this product contrary to label instructions, or under abnormal conditions or under conditions not reasonably foreseeable to or beyond the control of Seller or ZENECA, and Buyer and User assume the risk of any such use. ZENECA MAKES NO WARRANTIES OF MERCHANTABILITY OR OF FITNESS FOR A PARTICULAR PURPOSE NOR ANY OTHER EXPRESS OR IMPLIED WARRANTY EXCEPT AS STATED ABOVE.

In no event shall ZENECA or Seller be liable for any incidental, consequential or special damages resulting from the use or handling of this product. **THE EXCLUSIVE REMEDY OF THE USER OR BUYER, AND THE EXCLUSIVE LIABILITY OF ZENECA AND SELLER FOR ANY AND ALL CLAIMS, LOSSES, INJURIES OR DAMAGES (INCLUDING CLAIMS BASED ON BREACH OF WARRANTY, CONTRACT, NEGLIGENCE, TORT, STRICT LIABILITY OR OTHERWISE) RESULTING FROM THE USE OR HANDLING OF THIS PRODUCT, SHALL BE THE RETURN OF THE PURCHASE PRICE OF THE PRODUCT OR, AT THE ELECTION OF ZENECA OR SELLER, THE REPLACEMENT OF THE PRODUCT.**

ZENECA and Seller offer this product, and Buyer and User accept it, subject to the foregoing conditions of sale and limitations of warranty and of liability, which may not be modified except by written agreement signed by a duly authorized representative of ZENECA.

3 of 29

STATEMENT OF PRACTICAL TREATMENT

FIRST AID

Immediately start the procedures below. If further treatment is required contact a Poison Control Center, a physician, or the nearest hospital.

IF SWALLOWED: Immediately give several glasses of water but do not induce vomiting. If vomiting does occur, give fluids again. Have a physician determine if condition of patient will permit induction of vomiting or evacuation of stomach. Do not give anything by mouth to an unconscious or convulsing person.

IF IN EYES: Immediately flush eyes with large amounts of running water for at least 15 minutes. Hold eyelids apart to ensure rinsing of the entire surface of the eye and lids with water. Get medical attention immediately.

IF ON SKIN: Flush all affected areas with plenty of water for several minutes. Seek medical attention if irritation occurs.

IF INHALED: Remove to fresh air. Seek medical attention if respiratory irritation occurs or if breathing becomes difficult.

FOR 24-HOUR EMERGENCY MEDICAL ASSISTANCE, CALL 1-800-F-A-S-T-M-E-D (327-8633)

FOR CHEMICAL EMERGENCY: Spill, leak, fire, exposure, or accident call CHEMTREC 1-800-424-9300.

PRECAUTIONARY STATEMENTS

HAZARDS TO HUMANS AND DOMESTIC ANIMALS

CAUTION

HARMFUL IF SWALLOWED. Avoid contact with skin, eyes and clothing. Avoid inhalation of spray mist. Do not contaminate food or feed.

Personal Protective Equipment

Some materials that are chemical-resistant to this product are listed below. If you want more options, follow the instructions for category E on an EPA chemical resistance category selection chart.

Applicators and other handlers must wear:

- Long-sleeved shirt and long pants
- Chemical-resistant gloves, such as barrier laminate or nitrile rubber or neoprene rubber or viton
- Shoes plus socks
- Protective eyewear

4 of 29

Follow manufacturer's instructions for cleaning/maintaining PPE. If no such instructions for washables, use detergent and hot water. Keep and wash PPE separately from other laundry.

When handlers use closed systems, enclosed cabs, or aircraft in a manner that meets the requirements listed in the Worker Protection Standard (WPS) for agricultural pesticides [40 CFR 170.240(d)(4-6)], the handler PPE requirements may be reduced or modified as specified in the WPS.

User Safety Recommendations

Users should:

- Wash hands before eating, drinking, chewing gum, using tobacco or using the toilet.
- Remove clothing immediately if pesticide gets inside. Then wash thoroughly and put on clean clothing.
- Remove PPE immediately after handling this product. Wash the outside of gloves before removing. As soon as possible, wash thoroughly and change into clean clothing.

ENVIRONMENTAL HAZARDS

Do not apply directly to water or to areas where surface water is present or to intertidal areas below the mean high water mark. Do not contaminate water when disposing of equipment washwater or rinsate.

PHYSICAL AND CHEMICAL HAZARDS

Combustible liquid. Keep away from heat and flame.

5 of 29

GENERAL INFORMATION

ERADICANE® 6.7-E herbicide is a selective soil applied herbicide which must be mixed or incorporated into the soil for control of weeds listed on this label. ERADICANE 6.7-E herbicide controls weeds by interfering with normal germination and seedling development. ERADICANE 6.7-E herbicide will not control established or germinated weeds present at application.

GENERAL USE PRECAUTIONS

Read all label directions before using.

ERADICANE 6.7-E can be stored at temperatures as low as minus 50°F.

ERADICANE 6.7-E should be used for recommended purposes and at recommended rates. Do not overdose.

ERADICANE 6.7-E is recommended for use only on mineral soils (those soils containing less than 10% organic matter).

Do not use ERADICANE 6.7-E on corn seed stock such as Breeders, Foundation or Increase.

ERADICANE 6.7-E may be used on production seed corn.

Do not use ERADICANE 6.7-E on sorghum or milo.

Do not allow ERADICANE 6.7-E to contaminate water to be used on susceptible crops and ornamentals, or for domestic purposes.

Do not allow ERADICANE 6.7-E to contaminate feed or food.

ERADICANE 6.7-E should not be stored near seeds or fertilizers.

All containers of ERADICANE 6.7-E should be kept tightly closed when not in use.

ERADICANE 6.7-E will not harm the treated crop nor leave harmful soil residues past harvest when applied properly and environmental conditions exist for normal plant growth during the season.

Adverse conditions such as unusually cold and wet or hot and dry weather during germination and early growth; insect, nematode or plant disease attack; carryover soil residues of persistent herbicides or use of certain soil applied systemic insecticides can create abnormal conditions that weaken crop seedlings. ERADICANE 6.7-E used under these conditions could result in crop injury.

Continuous use of ERADICANE 6.7-E in the same fields consecutively year after year can in some areas lead to a decrease in the level of performance. As a precaution, ERADICANE 6.7-E treated fields should be rotated with another crop or herbicide classification on an annual program.

6029

DIRECTIONS FOR USE

It is a violation of Federal law to use this product in a manner inconsistent with its labeling.

Do not apply this product in a way that will contact workers or other persons, either directly or through drift. Only protected handlers may be in the area during application. For any requirements specific to your State or Tribe, consult the agency responsible for pesticide regulation.

AGRICULTURAL USE REQUIREMENTS

Use this product only in accordance with its labeling and with the Worker Protection Standard, 40 CFR part 170. This Standard contains requirements for the protection of agricultural workers on farms, forests, nurseries, and greenhouses, and handlers of agricultural pesticides. It contains requirements for training, decontamination, notification, and emergency assistance. It also contains specific instructions and exceptions pertaining to the statements on this label about personal protection equipment (PPE) and restricted-entry interval. The requirements in this box only apply to uses of this product that are covered by the Worker Protection Standard.

Do not enter or allow worker entry into treated areas during the restricted entry interval (REI) of 12 hours. Exception: if the product is soil-injected or soil-incorporated, the Worker Protection Standard, under certain circumstances, allows workers to enter the treated area if there will be no contact with anything that has been treated.

PPE required for early entry to treated areas that is permitted under the Worker Protection Standard and that involves contact with anything that has been treated, such as plants, soil, or water, is:

- Coveralls
- Chemical-resistant gloves, such as barrier laminate or nitrile rubber or neoprene rubber or viton
- Shoes plus socks
- Protective eyewear

STORAGE AND DISPOSAL

PROHIBITIONS: Do not contaminate water, food or feed by storage or disposal. Open dumping is prohibited. Keep away from heat and flame.

STORAGE: Keep container tightly closed when not in use. Do not store near seed, fertilizers, or foodstuffs. Can be stored at temperatures as low as minus 50°F.

PESTICIDE DISPOSAL: Wastes resulting from the use of this product may be disposed of on site or at an approved waste disposal facility.

CONTAINER DISPOSAL:

Metal - Triple rinse (or equivalent), then offer for recycling or reconditioning, or puncture and dispose of in a sanitary landfill, or by other procedures approved by state and local authorities.

Plastic: Triple rinse (or equivalent), then offer for recycling or reconditioning, or puncture and dispose of in a sanitary landfill, or by incineration, or if allowed by state and local authorities, by burning. If burned, stay out of smoke.

FOR BULK/MINI-BULK CONTAINERS

CONTAINER DISPOSAL: Reseal container and offer for reconditioning, or triple rinse (or equivalent) and offer for recycling or reconditioning, or clean in accordance with manufacturer's instructions.

CONTAINER PRECAUTIONS

Before refilling, inspect thoroughly for damage such as cracks, punctures, bulges, dents, abrasions, and damaged or worn threads on closure devices.

REFILL ONLY WITH ERADICANE 6.7-E. The contents of this container cannot be completely removed by cleaning. Refilling with materials other than ERADICANE 6.7-E will result in contamination and may weaken container.

After filling and before transporting, check for leaks.

Do not refill or transport damaged or leaking container.

CONTAINER IS NOT SAFE FOR FOOD, FEED, OR DRINKING WATER!

APPLICATION DIRECTIONS

CARRIERS:

Liquids - Either water or fluid fertilizers such as solutions, slurries or suspensions may be used as liquid carriers. If fluid fertilizers are used, a physical compatibility with these must be done before combining in the spray tank. See Appendix I for details of the compatibility testing procedure. Even if ERADICANE 6.7-E is physically compatible with a fluid fertilizer, constant agitation is necessary to maintain a uniform mixture during application.

Dry Bulk Fertilizer - ERADICANE 6.7-E may be impregnated on dry bulk fertilizer and applied as the fertilizer is spread.

Bulk fertilizer impregnated with ERADICANE 6.7-E should be applied immediately, not stored.

It is recommended that all bulk containers be tightly covered while the product is being transported and applied to reduce probability of ERADICANE 6.7-E loss via volatilization.

When application and incorporation are done in separate operations, impregnated fertilizer must be incorporated on the same day as applied.

80/29

When separate operations delay incorporation, applications must be made on a soil surface dry to 1/2 inch deep and free from dew and incidental moisture.

See APPENDIX II and consult your local dealer for details including what fertilizers are compatible.

ADDING TO SPRAY TANK:

If ERADICANE 6.7-E is used alone:

Add the recommended amount to a clean (thoroughly rinsed and decontaminated) spray tank before it is half filled so that addition of the remaining water or fluid fertilizer carrier can aid in the thorough agitation and mixing of the spray solution.

If a tank mixture is used:

See specific directions on pages _____ of this label for order of mixing and agitation.

VOLUME:

Apply in 10 to 50 gallons of water or fluid fertilizers per acre using a properly calibrated sprayer having good agitation.

PRESSURE:

Use 20 to 40 psi to ensure good distribution in the spray pattern.

SOIL MOISTURE AND TILTH:

Improper incorporation or poor tilth such as large clods may result in erratic or unsatisfactory weed control.

The soil should be dry enough to permit good soil mixing or incorporation.

Any application of ERADICANE 6.7-E that is not immediately incorporated in the same operation must be made to a soil surface dry to at least 1/2 inch deep and free from dew and incidental moisture.

INCORPORATION TIMING:

Application and incorporation should be done in the same operation when possible.

Applications in water or fluid fertilizers must not have more than a 4 hour delay between application and incorporation.

When application and incorporation are separate operations in the semi-arid areas of Eastern Washington, Eastern Oregon and Idaho, ERADICANE 6.7-E must be incorporated the same day as applied. See moisture statement.

ERADICANE 6.7-E impregnated on dry bulk fertilizer must be incorporated on the same day as application. See moisture statement.

INCORPORATION EQUIPMENT AND METHODS:

ERADICANE 6.7-E must be incorporated into the soil to prevent loss of the herbicide. Thorough mixing is necessary.

Power driven cultivation equipment

Soil should have previous primary tillage.

Ground speed must be adjusted with PTO driven cultivation tools to insure thorough incorporation.

Set horizontal action tine equipment to cut 4 to 6 inches deep.

Set vertical action tine equipment to cut 3 to 4 inches deep.

Tandem disc

Can be used on all soil types.

Set disc to cut 4 to 6 inches deep.

Operate disc at 4 to 6 MPH.

Follow disc by a harrow or leveling device slightly wider than that of the disc.

Two passes in different directions will improve incorporation.

On the second pass the disc should be operated no deeper than on the first pass.

If deep germinating weeds are present, a second incorporation will improve control or suppression. Weeds which fall into this category are: seedling johnsongrass, quackgrass, and nutsedge.

Field cultivator


Use on light soils in good tilth.

Equip with 3 to 4 rows of sweeps spaced at 7 inches or less and staggered from row to row to leave no soil unturned or undisturbed.

Set the field cultivator to cut 4 to 6 inches deep.

Operate at 5 MPH or more.

Follow by a harrow or leveling device.



10 of 29

Chisel plows or point should not be used.

Two passes in different directions will improve incorporation.

If deep germinating weeds are present, use a tandem disc for the first pass. Weeds which fall into this category are: seedling johnsongrass, quackgrass and nutsedge.

Subsurface Injection (for annual grasses, broadleaves and nutsedge)

Southeastern U.S on coarse textured soils only.

Light infestations only.

Adjust dosage proportionately depending on row spacing and width to be treated.

Center Pivot Sprinkler (for annual grasses and broadleaves only)

ERADICANE 6.7-E can be applied and incorporated before or immediately after planting before corn or weeds have emerged at the rates recommended for the specific weed.

Application and incorporation should be done after last tillage operation and before weeds germinate.

Meter the herbicide during entire irrigation period.

Apply in 1/2 to 3/4 inches of water. Excess water can result in the movement of ERADICANE 6.7-E from weed germination area and result in poor control.

Apply only through center pivot sprinkler irrigation systems. Do not apply through any other type of system.

In the semi-arid areas of Eastern Washington, Eastern Oregon and Idaho, ERADICANE 6.7-E may be surface applied immediately after planting.

See soil moisture statement.

The ERADICANE 6.7-E can then be incorporated using 1/2 to 3/4 inch of water within 36 hours following application.

The application and incorporation must be done within 5 days after the last tillage operation since poor results will occur if weeds have germinated.

Crop injury, lack of effectiveness, or illegal pesticide residues in the crop can result from nonuniform distribution of treated water.

Questions about calibration should be directed to your State Extension Service specialist, equipment manufacturers or other experts.

Do not connect an irrigation system, including greenhouse systems, used for pesticide application to a public water system unless the pesticide label prescribed safety devices for public water systems are in place.

A person knowledgeable of the chemigation system and responsible for its operation or under the supervision of the responsible person, shall shut the system down and make necessary adjustments should the need arise.

USE PRECAUTIONS:

The system must contain a functional check valve, vacuum relief valve, and low pressure drain appropriately located on the irrigation pipeline to prevent water source contamination from backflow.

The pesticide injection pipeline must contain a functional, automatic, quick closing check valve to prevent the flow of fluid back toward the injection pump.

The pesticide injection pipeline must also contain a functional, normally closed, solenoid operated valve located on the intake side of the injection pump and connected to the system interlock to prevent fluid from being withdrawn from the supply tank when the irrigation system is either automatically or manually shut down.

The system must contain functional interlocking controls to automatically shut off the pesticide injection pump when the water pump motor stops.

The irrigation line or water pump must include a functional pressure switch which will stop the water pump motor when the water pressure decreases to the point where pesticide distribution is adversely affected.

The system must use a metering pump, such as a positive displacement injection pump effectively designed and constructed of materials that are compatible with pesticides and capable of being fitted with a system interlock.

Application of more than label recommended quantities of irrigation water per acre may result in decreased product performance by removing the chemical from the zone of effectiveness.

Apply during low or no wind conditions to avoid drift.

Insure system connection or fittings do not leak and nozzles provide uniform distribution.

Lines containing the product must not be dismantled and drained.

Greater accuracy in calibration and distribution is achieved by injecting a larger volume of a more dilute slurry per hour.

12 of 29

For example:

Table 1.

ERADICANE at the rate of 4-3/4 (4.75) pts./acre is to be applied to 110 acres. 110 acres x 4.75 pints = 522.5 pints.

522.5 pints divided by 8 pints/gallon = 65.3 gallons of ERADICANE 6.7-E that must be added to mixing tank.

If mixing tank size is 750 gallons and if the sprinkler takes 30 hours to apply 1/2 inch of water, the injection rate is 750 gallons divided by 30 gallons/hour equals 25 gallons/hour or 0.4 gallons/minute.

For this example only, the operator should calibrate the injection pump to deliver the herbicide mix into the system at 25 gals./hr. or 0.4 gals./min.

PLANTING:

Planting should occur as soon as possible after application and always within 2 weeks after treatment.

Plant seed to a maximum depth of 2 inches.

Avoid moving or shaping soil after incorporation since this can remove ERADICANE 6.7-E from the row and result in a loss of weed control.

CULTIVATION:

Should weeds develop, a shallow cultivation or rotary hoeing will generally result in better weed control.

A shallow cultivation is less than 1/2 the depth of incorporation.

Weeds Controlled and Use Rates:
 Consult Tables 2 and 3 below.

NOTE COMMENTS AND RESTRICTIONS IN TABLES 2 AND 3.

Broadcast Rate (Pints) of ERADICANE 6.7-E Per Acre

Table 2.

The annual broadleaf weeds listed below will be controlled only if treatment is made when conditions are favorable for weed seed germination and growth. Under prolonged conditions of very cold soil, control of the listed broadleaf weeds may not be adequate.

ANNUAL GRASS AND BROADLEAF WEEDS	SCIENTIFIC NAME	EASTERN and CENTRAL U.S.	WESTERN U.S. (except AZ and CA)	ARIZONA and CALIFORNIA	COMMENTS AND RESTRICTIONS
Barnyardgrass (Watergrass)	<i>Echinochloa</i> spp.	4.75 to 7.33	3.75 to 7.33	3.75 to 4.75	GENERAL Use the lower rate for light infestations and in sand and light (coarse textured) soils. Use ERADICANE 6.7-E on sweet corn at the 7-1/3 pint rate only in the states of Oregon, Washington, Idaho, Utah (Western Region), Minnesota and Wisconsin (Central Region) REGIONAL USE ONLY THE RECOMMENDATIONS FOR YOUR REGION EASTERN and CENTRAL U.S. (Alabama, Arkansas, Colorado, Connecticut, Delaware, Florida, Georgia, Illinois, Indiana, Iowa, Kansas, Kentucky, Maine, Maryland, Massachusetts, Michigan, Minnesota, Mississippi, Missouri, Montana, Nebraska, New Hampshire, New Jersey, New Mexico, New York, North Carolina, North Dakota, Ohio, Oklahoma, Pennsylvania, Rhode Island, South Carolina, South Dakota, Tennessee, Texas, Vermont, Virginia, West Virginia, Wisconsin, and Wyoming. When ERADICANE 6.7-E is used in the southeastern U.S. on silage corn, do not seed small grains until September. When furrow irrigation is used on flat planted corn on the Western slope of Colorado, do not form furrows until corn is in the three-leaf stage. WESTERN U.S. (Alaska, Hawaii, Idaho, Nevada, Oregon, Utah and Washington), ARIZONA and CALIFORNIA. Soils lacking enough moisture for seed germination must be pre-irrigated prior to ERADICANE 6.7-E application.
Bluegrass, annual	<i>Poa annua</i>	4.75 to 7.33	3.75 to 7.33	3.75 to 4.75	
Carpet weed	<i>Mollugo verticillata</i>	4.75 to 7.33	3.75 to 7.33	3.75 to 4.75	
Chickweed, common	<i>Stellaria media</i>	4.75 to 7.33	3.75 to 7.33	3.75 to 4.75	
Crabgrass	<i>Digitaria</i> spp.	4.75 to 7.33	3.75 to 7.33	3.75 to 4.75	
Fiddleneck	<i>Amsinckia</i> spp.	4.75 to 7.33	3.75 to 7.33	3.75 to 4.75	
Foxtail, giant	<i>Setaria faberi</i>	4.75 to 7.33	3.75 to 7.33	3.75 to 4.75	
Foxtail, green	<i>Setaria viridis</i>	4.75 to 7.33	3.75 to 7.33	3.75 to 4.75	
Foxtail, yellow	<i>Setaria lutescens</i>	4.75 to 7.33	3.75 to 7.33	3.75 to 4.75	
Goosefoot, nettleleaf	<i>Chenopodium murale</i>	4.75 to 7.33	3.75 to 7.33	3.75 to 4.75	
Goosegrass	<i>Eleusine indica</i>	4.75 to 7.33	3.75 to 7.33	3.75 to 4.75	
Henbit (Deadnettle)	<i>Lamium amplexicaule</i>	4.75 to 7.33	3.75 to 7.33	3.75 to 4.75	
Lambsquarters, common	<i>Chenopodium album</i>	4.75 to 7.33	3.75 to 7.33	3.75 to 4.75	
Morningglory, tall	<i>Ipomoea purpurea</i>	4.75 to 7.33	3.75 to 7.33	3.75 to 4.75	
Nightshade, black	<i>Solanum nigrum</i>	4.75 to 7.33	3.75 to 7.33	3.75 to 4.75	
Nightshade, hairy	<i>Solanum sarachoides</i>	4.75 to 7.33	3.75 to 7.33	3.75 to 4.75	
Panicum, fall	<i>Panicum dichotomiflorum</i>	4.75 to 7.33	3.75 to 7.33	3.75 to 4.75	
Panicum, Texas ^{1,2}	<i>Panicum texanum</i>	4.75 to 7.33	3.75 to 7.33	3.75 to 4.75	

13 of 29

ANNUAL GRASS AND BROADLEAF WEEDS	SCIENTIFIC NAME	EASTERN and CENTRAL U.S.	WESTERN U.S. (except AZ and CA)	ARIZONA and CALIFORNIA	COMMENTS AND RESTRICTIONS
Pigweed, redroot (Common)	<i>Amaranthus retroflexus</i>	4.75 to 7.33	3.75 to 7.33	3.75 to 4.75	
Pigweed, prostrate	<i>Amaranthus blitoides</i>	4.75 to 7.33	3.75 to 7.33	3.75 to 4.75	
Pigweed, tumble	<i>Amaranthus albus</i>	4.75 to 7.33	3.75 to 7.33	3.75 to 4.75	
Puncturevine ²	<i>Tribulus terrestris</i>	4.75 to 7.33	3.75 to 7.33	3.75 to 4.75	
Purslane, common	<i>Portulaca oleracea</i>	4.75 to 7.33	3.75 to 7.33	3.75 to 4.75	
Pusley, Florida	<i>Richardia scabra</i>	4.75 to 7.33	3.75 to 7.33	3.75 to 4.75	
Rescuagrass	<i>Bromus willdenowii</i>	4.75 to 7.33	3.75 to 7.33	3.75 to 4.75	
Rice, red	<i>Oryza sativa</i>	4.75 to 7.33	3.75 to 7.33	3.75 to 4.75	
Ryegrass, annual (Italian)	<i>Lolium multiflorum</i>	4.75 to 7.33	3.75 to 7.33	3.75 to 4.75	
Shepherdspurse	<i>Capsella bursa-pastoris</i>	4.75 to 7.33	3.75 to 7.33	3.75 to 4.75	
Sicklepod	<i>Cassia obtusifolia</i>	4.75 to 7.33	3.75 to 7.33	3.75 to 4.75	
Sida, prickly (Teaweed)	<i>Sida spinosa</i>	4.75 to 7.33	3.75 to 7.33	3.75 to 4.75	
Signalgrass	<i>Bracharia</i> spp.	4.75 to 7.33	3.75 to 7.33	3.75 to 4.75	
Spurry, corn	<i>Spergula arvensis</i>	4.75 to 7.33	3.75 to 7.33	3.75 to 4.75	
Stinkgrass	<i>Eragrostis cilianensis</i>	4.75 to 7.33	3.75 to 7.33	3.75 to 4.75	
Volunteer barley	<i>Hordeum vulgare</i>	4.75 to 7.33	3.75 to 7.33	3.75 to 4.75	
Volunteer oats	<i>Avena sativa</i>	4.75 to 7.33	3.75 to 7.33	3.75 to 4.75	
Volunteer wheat	<i>Triticum aestivum</i>	4.75 to 7.33	3.75 to 7.33	3.75 to 4.75	

¹Cultivation is suggested in addition to ERADICANE 6.7-E treatment in fields with moderate to heavy infestations of Texas panicum.

²Southeastern U.S. only.

³Western U.S. only.

1/10/29

ERADICANE 6.7-E
 Broadcast Rate Pints Per Acre

Table 3.

Perennial weeds must be turned under and chopped up thoroughly prior to treatment. The rhizomes of quackgrass and the rhizomes and stolons of bermudagrass must be cut up thoroughly into small pieces so that 4 or less nodes remain on a strand.

TOUGH ANNUAL WEEDS AND PERENNIAL WEEDS	SCIENTIFIC NAME	EASTERN AND CENTRAL U.S. ¹	WESTERN U.S. (except AZ and CA) ¹	ARIZONA AND CALIFORNIA ^{1,4}	COMMENTS AND RESTRICTIONS
Bermudagrass	<i>Cynodon dactylon</i>	4.75 to 7.33	3.75 to 7.33	3.75 to 4.75	Using a program of plowing and discing followed by ERADICANE will give good control of seedlings and stolons.
Cupgrass, woolly ^{2,3}	<i>Eriochola villosa</i>	4.75 to 7.33	4.75 to 7.33	4.75 to 7.33	Suppression only. Control can be improved with a tankmix or sequential preemergence or postemergence herbicide treatment.
Johnsongrass (seedling) ²	<i>Sorghum halepense</i>	4.75 to 7.33	4.75 to 7.33	3.75 to 4.75	Cultivate fields with moderate to heavy infestations one to two times following ERADICANE 6.7-E application.
Millet, wild proso ^{2,3}	<i>Panicum millaceum</i>	4.75 to 7.33	4.75 to 7.33	4.75 to 7.33	Suppression only. Control can be improved with a tankmix or sequential preemergence or postemergence herbicide treatment.
Oats, wild Sandbur, field ²	<i>Avena fatua</i> <i>Cenchrus pauciflorus</i>	4.75 to 7.33 4.75 to 7.33	3.75 to 7.33 4.75 to 7.33	3.75 to 4.75 4.75 to 7.33	
Nutsedge, purple Nutsedge, yellow	<i>Cyperus rotundus</i> <i>Cyperus esculentus</i>	4.75 to 7.33	3.75 to 7.33	3.75 to 7.33	Two pass incorporation in different directions are required.
Quackgrass	<i>Agropyron repens</i>	7.33	7.33	7.33	For suppression only. For improved suppression, ERADICANE 6.7-E can be preceded by a preplow application of atrazine. Broadcast atrazine 80W at 2.5 lbs. or 4L at 2 qts/acre in the spring. Plow 1 to 3 weeks later. Follow with ERADICANE 6.7-E in the spring.

¹Consult Table 2 for general comments, states and other restrictions for each region listed.

²Cultivation is suggested in addition to ERADICANE 6.7-E treatment in fields with moderate to heavy infestations of seedling johnsongrass, field sandbur, woolly cupgrass, and wild proso millet.

³Central U.S. only - partial control or suppression.

⁴Do not apply greater than 4.75 pints per acre in Arizona or the 10 southernmost counties of California.

15
 0429

160739

For band applications, calculate the amount to be applied per acre as follows:

Table 4.

Band width in inches	X	Rate per acre for a broad- cast treatment	=	Amount needed for a band treatment
Row width in inches				

TANKMIX COMBINATIONS

ATRAZINE, BLADEx® AND PRINCEP®/CALIBER® HERBICIDE COMBINATIONS

For control of additional weeds and increased control of labelled broadleaf weeds, atrazine, Bladex or Princep/Caliber or a combination of atrazine and Bladex may be tank mixed and applied preplant incorporated with recommended use rates of ERADICANE 6.7-E.

Do not apply atrazine, Bladex or Princep/Caliber through any irrigation system.

Atrazine and Bladex combinations may be impregnated on dry bulk fertilizer. See APPENDIX II and consult your local dealer for details including what fertilizers are compatible.

As an alternative, atrazine at recommended rates may be applied preemergence to the soil surface following a preplant incorporated treatment of ERADICANE 6.7-E recommended rates.

If a preemergence application of atrazine is used, consult the directions on the atrazine label.

A preemergence application of atrazine may require a rotary hoeing or shallow cultivation if rainfall or sprinkler irrigation has not occurred within 10 days of the surface application.

With the combinations of atrazine and Bladex, the potential hazard of atrazine residues affecting certain crops the following year is reduced because a lower rate of atrazine can be used.

General Use Precautions For Atrazine, Bladex and Princep/Caliber:

Follow all the use precautions and warnings that appear on the atrazine, Bladex, and Princep/Caliber labels and supplemental literature.

Make only one application per crop.

Bladex is not recommended for use on sandy soils consisting of more than 70% sand and containing less than 1% organic matter. Consult the Bladex label for more specific recommended rates on sandy soils.

After a treatment including atrazine or Princep/Caliber, do not plant any crop except corn until the following year or injury may occur.

Do not plant alfalfa where more than 1.2 pounds of actual atrazine was used the previous year (1½ pounds 8OW or 2.4 pints of 4L).

17 of 29

When Princep/Caliber is used in a tankmix, the soil should be thoroughly tilled after harvest. This fall or spring tillage will help to minimize possible injury to spring seeded rotational crops regardless of the rate of Princep/Caliber used.

Do not apply any tankmixes with Princep/Caliber in the High Plains and Intermountain areas of the West where rainfall is sparse and erratic or where irrigation is required. Included in this are central and western Kansas, western Nebraska, western Oklahoma, and the Panhandle of Texas.

Injury may occur to soybeans planted in northcentral and northwest Iowa, and southcentral and southwest Minnesota, northeast Nebraska, southeast South Dakota and other areas in the year following applications of Princep/Caliber on soils having a calcareous surface layer.

Do not plant sugar beets, tobacco, vegetables including dry beans, spring seed small grains or small seeded legumes and grasses the year after an application of Princep/Caliber or injury may occur.

CARRIERS:

Liquids - The tankmix combinations may be applied using the same liquid carriers as ERADICANE 6.7-E used alone. If fluid fertilizers are used, a physical compatibility with these must be done before combining in the spray tank. See Appendix I for details of the compatibility testing procedure. Even if the tankmix is physically compatible with a fluid fertilizer, constant agitation is necessary to maintain a uniform mixture during application.

Dry bulk fertilizer - Tankmixes with atrazine and Bladex combinations may be impregnated on dry bulk fertilizer. Princep/Caliber is not labelled for dry bulk fertilizer impregnation. Follow all directions and precautions listed under ERADICANE 6.7-E applied alone on impregnated dry bulk fertilizer (See page _____).

ADDING TO SPRAY TANK:

It is recommended that the compatibility of any tankmix combination be tested on a small scale, such as a jar test, before actual tank mixing. See Appendix I for details on the procedure for such a test.

Fill a thoroughly rinsed and decontaminated spray tank 2/3 full of clean water.

Start and continue moderate agitation throughout mixing. Excessive agitation may cause the Bladex, atrazine or Princep/Caliber to settle out and set up in the spray tank.

All return lines to the spray tank must discharge below liquid level.

Mix and disperse wettable powders first, followed by flowable products and then ERADICANE 6.7-E.

For some combinations, premixing wettable powders in a little water in a pail or bucket before adding them to the spray tank will improve the compatibility of the final mixture.

18 of 29

Premix the Bladex, atrazine or Princep/Caliber individually in proper order listed above making sure they are thoroughly wetted and dispersed in the tank before adding the ERADICANE 6.7-E.

Add the ERADICANE 6.7-E to the tank that is 2/3 full of water already mixed with the approved tankmix products and continue filling tank.

The tankmix combinations should not be left in the spray tank for prolonged periods. Batches should be mixed and applied the same day.

VOLUME:

Apply all tankmixes in 20 to 50 gallons of liquid per acre.

PRESSURE:

Use 20 to 40 psi to ensure good distribution in the spray pattern.

SOIL MOISTURE AND TILTH:

Same as for ERADICANE 6.7-E alone (See page _____).

INCORPORATION TIMING:

Same as for ERADICANE 6.7-E alone (See page _____).

INCORPORATION EQUIPMENT AND METHODS:

Same as for ERADICANE 6.7-E alone except for center pivot sprinkler irrigation and subsurface injection.

Read and follow all directions and precautions listed on pages _____ for center pivot sprinkler irrigation systems.

Do not apply atrazine, Bladex or Princep/Caliber through a center pivot sprinkler irrigation system.

Do not apply any tank mixture through subsurface injection systems.

PLANTING:

Same as for ERADICANE 6.7-E alone (See page _____).

CULTIVATION:

Same as for ERADICANE 6.7-E alone (See page _____).


Banvel®, 2,4-D and Other Herbicides:

A sequential application of 2,4-D or Banvel 4E or other preemergence or postemergence herbicides may be necessary to control weeds resistant to ERADICANE 6.7-E.

190/29

For enhanced or additional broadleaf weed control, an overlay treatment of 2,4-D or Banvel may be made.

Use the 2,4-D, Banvel 4E or other herbicide's recommended rate found on the manufacturer's label.



Weeds controlled and use rates:

TANKMIXES WITH ATRAZINE AND/OR BLADEx

Table 5.

ERADICANE 6.7-E plus atrazine and ERADICANE 6.7-E plus Bladex tankmixes will control the additional weeds listed below and under unfavorable conditions, improve the control of broadleaf weeds listed in Table 2.

Additional Weeds Controlled with Tankmix Combinations	Scientific Name	Use one or the other in a two-way tankmix with ERADICANE 6.7-E ¹		Use a combination of both in a three-way tankmix with ERADICANE 6.7-E ¹		Comments and Restrictions
		Atrazine	Bladex	Atrazine	Bladex	
Cocklebur, common	<i>Xanthium pennsylvanicum</i>	1½ - 2 lbs of Atrazine 80W or 2 to 3 pints of Atrazine 4L	2 - 2½ lbs of Bladex 80W or 3 to 4 pts of Bladex 4L	¾ - 1½ lbs of Atrazine 80W or 1 to 2 pts of Atrazine 4L	1½ - 2½ lbs of Bladex 80W or 2 to 4 pts of Bladex 4L	Use the lower rate of Bladex on sand and loam soils. Use the higher rate on clay soils or soils with an organic matter content of 3% or higher. Use the higher rates of Atrazine on soils with an organic matter content of 5% or higher. For velvetleaf control, always use 2 pounds Atrazine 80W or 3 pints 4L. When using a three-way combination, the Bladex and Atrazine should be in 2:1 proportion.
Jimsonweed	<i>Datura stramonium</i>					
Kochia	<i>Kochia scoparia</i>					
Mallow, Venice	<i>Hibiscus trionum</i>					
Mustard	<i>Brassica</i> spp.					
Ragweed	<i>Ambrosia</i> spp.					
Smartweed	<i>Polygonum</i> spp.					
Thistle, Russian ²	<i>Salsola kali</i>					
Velvetleaf	<i>Abitilon theophrasti</i>					
Witchgrass	<i>Panicum capillare</i>					

¹Use recommended ERADICANE 6.7-E rate from Table 2 or 3 (Eastern and Central Region use 3.75 to 7.33 pts/acre).

²Controlled by ERADICANE 6.7-E and atrazine tank mix only.

6/20/99

Table 6.

An ERADICANE 6.7-E plus Princep/Caliber tankmix will control the additional weeds listed below and under unfavorable conditions, improve the control of broadleaf weeds listed in Table 2.

Additional Weeds Controlled with Princep/Caliber Tank Mix	Scientific Name	In tankmix with ERADICANE 6.7-E ¹			Comments and Restrictions
		Princep 80W	Princep Caliber 90	Princep 4L	
Cocklebur, common	<i>Xanthium pensylvanicum</i>	1-1/4 to 3-3/4 pounds/acre	1-1/10 to 3-1/3 pounds/acre	2 to 6 pints/acre	Use the lower rate of Princep/Caliber on coarse textured soils. Use the higher rate on fine-textured soils and under heavy broadleaf weed pressure.
Jimsonweed	<i>Datura stramonium</i>				
Ragweed	<i>Ambrosia</i> spp.				
Smartweed	<i>Polygonum</i> spp.				
Thistle, Russian	<i>Salsola kali</i>				
Velvetleaf	<i>Abitilon theophrasti</i>				

¹Use recommended ERADICANE 6.7-E rate from Table 2 or 3 (Eastern and Central Region use 3.75 to 7.33 pts/acre).

2/24/99

22/1/19

APPENDIX 1

Procedure for Testing the Compatibility of ERADICANE 6.7-E with Fluid Fertilizers and Tankmix Combinations

The following procedure is suggested for determining whether or not ERADICANE 6.7-E may be combined with a specific fluid fertilizer or tankmix herbicide for spray tank application.

Materials Required:

1. ERADICANE 6.7-E
2. Fluid fertilizer and tankmix herbicides
3. Adjuvant for spray tank mix combinations: Compex™, Sponto™ 168-D, Unite™, or equivalent. The adjuvant which provides the best emulsification depends on the specific fertilizer and herbicide under consideration.
4. Two one-quart, wide mouth glass jars with lid or stopper.
5. Measuring spoons. A 25 mL pipette or graduated cylinder provides more accurate measurement.
6. Measuring cup, 8 ounces (237 mL).

Procedure:

Pour a pint or about 473 mL of the fluid fertilizer or water into each of the quart jars.

Add adjuvant to one of the jars and mix. Two mL or 2/5 of teaspoon of adjuvant added to 1 pint of fluid fertilizer or water will equal 3 pints of adjuvant per 100 gallons of fluid fertilizer or water.

If a tankmix is being tested, premix the wettable powders in 1/8 cup of water prior to addition to the pint of fluid fertilizer or water.

Add ERADICANE 6.7-E to both jars. See Table 7 for rate to use.

Close both jars with lid or stopper and mix the contents by turning the jars upside down ten times.

Inspect the surface and body of the mixtures:

- Immediately after completing the jar inversions.
- After allowing the jars to stand quietly for 30 minutes.
- And then again after turning the jars upside down 10 times after the 30 minute wait.

230/29

Evaluation:

If a uniform mixture cannot be made, the mixture should not be used.

If either mixture remains uniform for 30 minutes, the combination may be used.

Should either mixture separate after 30 minutes, but readily remixes uniformly with ten jar inversions, the mixture can be used if adequate agitation is maintained in the tank.

If the mixture with adjuvant is satisfactory, but the one without adjuvant is not, be sure to use the adjuvant in the spray tank.

If adjuvant is needed, add it first at a rate of 3 pints per 100 gallons of fluid fertilizer or water.

Foaming can be minimized by using moderate agitation.

If nondispersible oil, sludge or clumps of solids form in the mixture, the combination should not be used.

Rate Table for ERADICANE 6.7-E in Compatibility Tests

Table 7.

Gallons of Fluid Fertilizer to be Applied per Acre	Amount of Adjuvant to Add to the 1 Pint of Liquid		mL or Teaspoon to be Added to 1 Pint of Liquid for the ERADICANE 6.7-E rate listed below							
			3.75 Pints		4.75 Pints		6 Pints		7.33 Pints	
	mL	Tsp	mL	Tsp	mL	Tsp	mL	Tsp	mL	Tsp
10	2	2/5	22.0	4-2/5	28.0	5-3/5	35.0	7	42.0	8-2/5
15	2	2/5	16.0	3-1/5	20.0	4	25.0	5	30.0	6
20	2	2/5	13.0	2-3/5	16.0	3-1/5	20.0	4	24.0	4-4/5
25	2	2/5	9.0	1-4/5	12.0	2-2/5	15.0	3	18.0	3-3/5
30	2	2/5	6.0	1-1/5	8.0	1-3/5	10.0	2	12.0	2-2/5
40	2	2/5	6.0	1-1/5	8.0	1-3/5	10.0	2	12.0	2-2/5

APPENDIX II


Impregnation on Dry Bulk Fertilizers

Consult your local dealer for more details.

ERADICANE 6.7-E alone and tankmix combinations with atrazine and/or Bladex may be impregnated on dry bulk fertilizer.

CAUTION: ERADICANE 6.7-E alone and in combination tankmixes must not be impregnated on ammonium nitrate, potassium nitrate or sodium nitrate fertilizers. Such mixtures may cause explosion and fire.

All individual state regulations relating to dry bulk fertilizer blending, registration, labeling and application are the responsibility of the individual and/or company selling the herbicide and fertilizer mixtures.



Approved Dry Bulk Fertilizer Ingredients for Use with ERADICANE 6.7-E alone

Table 8.

Fertilizer Ingredient	N	P	K
Ammonium sulfate	21	0	0
Diammonium phosphate	18	46	0
Potassium chloride	0	0	60
Potassium sulfate	0	0	52
Single Super-phosphate	0	20	0
Treble Super-phosphate	0	46	0
Urea*	45	0	0
Ammonium phosphate-sulfate	16	20	0
K-Mag/Sul-Po-Mag	0	0	21
Monoammonium phosphate	11	48	0

*Some ureas may be phytotoxic when high rates are applied to corn.
Use only urea rates known to be safe for corn application.

Approved Dry Bulk Fertilizer Ingredients for Use with ERADICANE 6.7-E in tankmix combinations with atrazine and/or Bladex

Table 9.

Fertilizer Ingredient	N	P	K
Ammonium sulfate	21	0	0
Diammonium phosphate	18	46	0
Potassium chloride	0	0	60
Potassium sulfate	0	0	52
Single Super-phosphate	0	20	0
Treble Super-phosphate	0	46	0
Urea*	45	0	0
Ammonium phosphate-sulfate	16	20	0
K-Mag/Sul-Po-Mag	0	0	21
Monoammonium phosphate	11	48	0

*Some ureas may be phytotoxic when high rates are applied to corn.
Use only urea rates known to be safe for corn application.

Do not combine ERADICANE 6.7-E plus atrazine 4L or 8OW or BLADEX 4L or 8OW with 0-20-0 or 0-46-0.

Uniform impregnation of the herbicides on dry bulk fertilizer particles and uniform application in the field are necessary to assure good results.

A minimum of 200 and a maximum of 700 pounds of approved impregnated ingredients from Tables 8 and 9 must be applied per acre.

26/29

Use a closed rotary drum mixer or similar type of closed blender equipped with suitable spray equipment.

The spray nozzle should be positioned inside of the mixer to provide uniform spray coverage of the tumbling fertilizer and provide a uniform fine spray pattern.

Tankmix combinations may be added separately or mixed in the proposed use ratio in a uniform slurry for joint spray impregnation.

Physical properties of fertilizers vary in liquid absorptive capacity. When absorptivity is sufficient, simple spray impregnation of the fertilizer with the herbicides provides a satisfactory, dry mixture.

When the absorptive capacity is not adequate, use of a drying agent is required to provide dry, free-flowing mixtures.

Drying agent for spinning-disc applicators are:

Micro-Cel™ E calcium silicate powder

Drying agents for pneumatic applicators are:

Micro-Cel E calcium silicate powder
Agsorb™ 16/30 RVM-MS granular clay
Celatom™ MP-79

Drying agents should be added separately and uniformly to the previously impregnated herbicide-fertilizer mixture to insure that the mixture is free-flowing. Generally the following amounts are sufficient:

Micro-Cel E calcium silicate powder	less than 2% by weight
Agsorb 16/30 RVM-MS granular clay	less than 5% by weight
Celatom MP-79	less than 5% by weight

The amount of ERADICANE 6.7-E, atrazine and/or Bladex actually required in the manufacture of individual fertilizer mixtures should be determined carefully for each production operation (see Tables 10 and 11). This is necessary to ensure that the amount of herbicide actually contained in the mixture applied to the soil represents the correct use rate.

Physical Data:

Specific Gravity: 68°F/20°C: 0.972 (typical)
Pounds/Gallon: 8.09 (typical)
Flashpoint: 186°F/86°C (Tagliabue closed cup)
Viscosity: Sprayable down to minus 20°F/-29°C

RATE CHART FOR IMPREGNATION OF DRY BULK FERTILIZER WITH ERADICANE 6.7-E AND ATRAZINE AND BLADEX PER TON OF FERTILIZER.

Table 10.

Fertilizer Rate Pounds Per Acre	ERADICANE 6.7E Rate per Acre			Atrazine Alone in Tankmix				Bladex Alone in Tankmix			
				Rate of 4L per ace		Rate of 80W per acre		Rate of 4L per acre		Rate of 80W per acre	
	3.75	4.75	7.33	2	3	1 1/4	2	3	4	2	2 1/2
200	18-3/4 qts	23-3/4 qts	36-2/3 qts	10 qts	15 qts	12-1/2 lbs	20 lbs	15 qts	20 qts	20 lbs	25 lbs
250	15 qts	19 qts	29-1/3 qts	8 qts	12 qts	10 lbs	16 lbs	12 qts	16 qts	16 lbs	20 lbs
300	12-1/2 qts	15-4/5 qts	24-2/5 qts	6-2/3 qts	10 qts	8-1/3 lbs	13-1/3 lbs	10 qts	13-1/3 qts	13-1/3 lbs	16-2/3 lbs
350	10-3/4 qts	13-3/5 qts	21 qts	5-3/4 qts	8-3/5 qts	7-1/5 lbs	11-2/5 lbs	8-3/5 qts	11-2/5 qts	11-2/5 lbs	14-1/3 lbs
400	9-2/5 qts	11-7/8 qts	18-1/3 qts	5 qts	7-1/2 qts	6-1/4 lbs	10 lbs	7-1/2 qts	10 qts	10 lbs	12-1/2 lbs
450	8-1/3 qts	10-1/2 qts	16-1/3 qts	4-1/2 qts	6-2/3 qts	5-2/3 lbs	8-7/8 lbs	6-2/3 qts	8-7/8 qts	8-7/8 lbs	11-1/5 lbs
500	7-1/2 qts	9-1/2 qts	14-2/3 qts	4 qts	6 qts	5 lbs	8 lbs	6 qts	8 qts	8 lbs	10 lbs
550	6-4/5 qts	8-2/3 qts	13-1/3 qts	3-2/3 qts	5-1/2 qts	4-2/3 lbs	7-1/3 lbs	5-1/2 qts	7-1/3 qts	7-1/3 lbs	9-1/5 lbs
600	6-1/4 qts	8 qts	12-1/5 qts	3-1/3 qts	5 qts	4-1/5 lbs	6-2/3 lbs	5 qts	6-2/3 qts	6-2/3 lbs	8-1/3 lbs
650	5-3/4 qts	7-1/3 qts	11-1/4 qts	3-1/5 qts	4-3/5 qts	3-7/8 lbs	6-1/5 lbs	4-3/5 qts	6-1/5 qts	6-1/5 lbs	7-3/4 lbs
700	5-1/3 qts	6-4/5 qts	10-1/2 qts	2-7/8 qts	4-1/4 qts	3-2/3 lbs	5-3/5 lbs	4-1/4 qts	5-3/4 qts	5-3/4 lbs	7-1/5 lbs

27/10/99

RATE CHART FOR IMPREGNATION OF DRY BULK FERTILIZER WITH ERADICANE 6.7-E AND ATRAZINE AND BLADEx PER TON OF FERTILIZER.

Table 11.

Fertilizer Rate Pounds Per Acre	ERADICANE 6.7-E Rate per Acre			Atrazine Rate for a 3-Way Tankmix				Bladex Rate for a 3-Way Tankmix			
				Rate of 4L per acre		Rate of 80W per acre		Rate of 4L per acre		Rate of 80W per acre	
	3.75	4.75	7.33	1	2	3/4	1 1/4	2	4	1 1/4	2 1/2
200	18-3/4 qts	23-3/4 qts	36-2/3 qts	5 qts	10 qts	7-1/2 lbs	12-1/2 lbs	10 qts	20 qts	12-1/2 lbs	25 lbs
250	15 qts	19 qts	29-1/3 qts	4 qts	8 qts	6 lbs	10 lbs	8 qts	16 qts	10 lbs	20 lbs
300	12-1/2 qts	15-4/5 qts	24-2/5 qts	3-1/3 qts	6-3/5 qts	5 lbs	8-1/3 lbs	6-3/4 qts	13-1/3 qts	8-1/3 lbs	16-2/3 lbs
350	10-3/4 qts	13-3/5 qts	21 qts	2-7/8 qts	5-4/5 qts	4-3/4 lbs	7-1/8 lbs	5-4/5 qts	11-2/5 qts	7-1/8 lbs	14-1/4 lbs
400	9-2/5 qts	11-7/8 qts	18-1/3 qts	2-1/2 qts	5 qts	3-3/4 lbs	6-1/4 lbs	5 qts	10 qts	6-1/4 lbs	12-1/2 lbs
450	8-1/3 qts	10-1/2 qts	16-1/3 qts	2-1/4 qts	4-2/5 qts	3-1/3 lbs	5-1/2 lbs	4-2/5 qts	8-7/8 qts	5-1/2 lbs	11-1/8 lbs
500	7-1/2 qts	9-1/2 qts	14-2/3 qts	2 qts	4 qts	3 lbs	5 lbs	4 qts	8 qts	5 lbs	10 lbs
550	6-4/5 qts	8-2/3 qts	13-1/3 qts	1-7/8 qts	3-2/3 qts	2-3/4 lbs	4-2/3 lbs	3-2/3 qts	7-1/3 qts	4-2/3 lbs	9-1/8 lbs
600	6-1/4 qts	8 qts	12-1/5 qts	1-2/3 qts	3-1/3 qts	2-1/2 lbs	4-1/5 lbs	3-1/3 qts	6-2/3 qts	4-1/5 lbs	8-1/3 lbs
650	5-3/4 qts	7-1/3 qts	11-1/4 qts	1-3/5 qts	3-1/8 qts	2-1/3 lbs	3-7/8 lbs	3-1/8 qts	6-1/5 qts	3-7/8 lbs	7-3/4 lbs
700	5-1/3 qts	6-4/5 qts	10-1/2 qts	1-1/2 qts	2-7/8 qts	2-1/5 lbs	3-2/3 lbs	2-7/8 qts	5-3/4 qts	3-2/3 lbs	7-1/5 lbs

280129

ERADICANE® is a trademark of a ZENECA Group Company.
Agsorb™ is a trademark of Oil Dri Corp. of America.
Banvel® is a trademark of Sandoz Crop Protection Corporation.
Bladex® is a trademark of E. I. du Pont de Nemours & Co. (Inc.).
Caliber® and Princep® are trademarks of Ciba.
Celatom™ is a trademark of Eagle-Picher Minerals, Inc.
Compex™ is a trademark of Kalo, Inc.
Micro-Cel™ is a trademark of Manville Sales Corporation.
Sponto™ is a trademark of Witco Corporation.
Unite™ is a trademark of HACO, Inc.