

PM 25

10182-220

5/14/98

Page 1 of 44

Please read instructions on reverse before completing form.

Form Approved, OMB No. 2070-0060, Approval expires 2-



United States
Environmental Protection Agency
Washington, DC 20460

Registration
 Amendment
 Other

OPP Identifier Number
266264

Application for Pesticide - Section I

| | | |
|------------------------------------------------------------------------------------------------------------------------------------------------------------------------------|-------------------------------------------------------------------------------------------------------------------------------------------------------------------------------------------------|----------------------------------------------------------------------------------------------------------|
| 1. Company/Product Number 10182-220 | 2. EPA Product Manager MR. J. Tompkins | 3. Proposed Classification <input checked="" type="checkbox"/> None <input type="checkbox"/> Restrict |
| 4. Company/Product (Name) EPTAM 7E Selective Herbicide | PM# 25 | |
| 5. Name and Address of Applicant (Include ZIP Code) Zeneca Ag Products PO BOX 15458 WILMINGTON, DE 19850 <input type="checkbox"/> Check if this is a new address | 6. Expedited Review. In accordance with FIFRA Section 3(c)(3)(b)(i), my product is similar or identical in composition and labelin to: EPA Reg. No. NOTIFICATION Product Name MAY 14 1998 | |

Section - II

| | |
|--------------------------------------------------------------------------------|----------------------------------------------------------------------------------------|
| <input type="checkbox"/> Amendment - Explain below. | <input type="checkbox"/> Final printed labels in response to Agency letter dated _____ |
| <input type="checkbox"/> Resubmission in response to Agency letter dated _____ | <input type="checkbox"/> "Me Too" Application. |
| <input checked="" type="checkbox"/> Notification - Explain below. | <input type="checkbox"/> Other - Explain below. |

Explanation: Use additional page(s) if necessary. For section I and Section II.)
Revised "Pesticide Disposal" STATEMENT PER
NON-RCRA Regulated Waste.

Section - III

| | | | | | |
|---------------------------------------------------------------------------------------------------------------------------------------------------------------|-------------------------------------------------------------------------------|----------------------------------------------------------------------------------------|--------------------------------------|------------------------------------------------|----------------------------------|
| 1. Material This Product Will Be Packaged In: | | | | 2. Type of Container | |
| Child-Resistant Packaging <input type="checkbox"/> Yes <input type="checkbox"/> No | Unit Packaging <input type="checkbox"/> Yes <input type="checkbox"/> No | Water Soluble Packaging <input type="checkbox"/> Yes <input type="checkbox"/> No | | <input type="checkbox"/> Metal | <input type="checkbox"/> Plastic |
| | | | | <input type="checkbox"/> Glass | <input type="checkbox"/> Paper |
| * Certification must be submitted | If "Yes" Unit Packaging wgt. No. per container | If "Yes" Package wgt. No. per container | | <input type="checkbox"/> Other (Specify) _____ | |
| 3. Location of Net Contents Information <input type="checkbox"/> Label <input type="checkbox"/> Container | | 4. Size(s) Retail Container | 5. Location of Label Directions | | |
| 6. Manner in Which Label is Affixed to Product <input type="checkbox"/> Lithograph <input type="checkbox"/> Paper glued <input type="checkbox"/> Stenciled | | | <input type="checkbox"/> Other _____ | | |

Section - IV

| | | |
|------------------------------------------------------------------------------------------------------------------------------------------------------------------------------------------------------------------------------------------------------------|-------------------------------------|---------------------------------------------------|
| 1. Contact Point (Complete items directly below for identification of individual to be contacted, if necessary, to process this application.) | | |
| Name Wayne R. Hillebrecht | Title Regulatory Product Manager | Telephone No. (Include Area Code) 302-886-1230 |
| 2. Signature | | 3. Title Regulatory Product Manager |
| 4. Typed Name Wayne R. Hillebrecht | | 5. Date 4/29/98 |
| I certify that the statements I have made on this form and all attachments thereto are true, accurate and complete. I acknowledge that any knowingly false or misleading statement may be punishable by fine or imprisonment or both under applicable law. | | 6. Date Application Received (Stamped) |

ZENECA Ag Products

EPTAM[®] 7-E

Selective Herbicide—Emulsifiable Liquid

PEEL HERE

Multiple Crop Herbicide for Grass and Weed Control



| | |
|-------------------------------------|--------|
| ACTIVE INGREDIENT: | |
| S-ethyl dipropylthiocarbamate | 87.8% |
| INERT INGREDIENTS: | 12.2% |
| TOTAL | 100.0% |

Contains 7 pounds of active ingredient per gallon.

EPA Reg. No. 10182-220

EPA Est. No. 10182-NB-1

Contents: 2½ gal (9.46L)

**KEEP OUT OF REACH OF CHILDREN
CAUTION**


**SEE INSIDE FOR
STATEMENT OF PRACTICAL TREATMENT
AND COMPLETE DIRECTIONS FOR USE**

INCLC[™]

*04b05493
039817

NOTIFICATION

MAY 14 1998




GRASP AND REMOVE
STAPLED BOOKLET.



FOLD AND CARRY
WITH USER.

Extended Text™ INCIRC™ has the following Patents: U.K. Pat. App Nos. 9019022.3 & 9420832.3, Euro Pat. App. 91915912.9 & 94200154.6, and USA Patent applied for.



ZENECA Ag Products

EPTAM[®] 7-E
Selective Herbicide—Emulsifiable Liquid

Made in U.S.A.

ZENECA Ag Products

ZENECA Inc.
Wilmington, Delaware 19850-5452




**Multiple Crop Herbicide
for Grass and Weed Control**

COMPLETE DIRECTIONS FOR USE

04005683
039817

04005683
039817



EPTAM® and RO-NEET® are trademarks of a ZENECA Group Company.
 Compex™ is a trademark of Kalo, Inc.
 Dual® is a trademark of Ciba Crop Protection.
 Lasso® is a trademark of Monsanto Company.
 Lexone® and Matrix® are trademarks of DuPont.
 Micro-Cel™ is a trademark of Manville Sales Corporation.
 Prowl® is a trademark of American Cyanamid Company.
 Sencor® is a trademark of Bayer Corporation.
 Sonalan® and Treflan® are trademarks of DowElanco.
 Sponto™ is a trademark of Witco Corporation.
 Unite™ is a trademark of HACO, Inc.

**CONDITIONS OF SALE
 AND LIMITATION OF WARRANTY AND LIABILITY**

NOTICE: Read the entire Directions for Use and Conditions of Sale and Limitation of Warranty and Liability before buying or using this product. If the terms are not acceptable, return the product at once, unopened, and the purchase price will be refunded.


The Directions for Use of this product should be followed carefully. It is impossible to eliminate all risks inherently associated with the use of this product. Crop injury, ineffectiveness or other unintended consequences may result because of such factors as manner of use or application, weather or crop conditions, presence of other materials or other influencing factors in the use of the product, which are beyond the control of ZENECA or Seller. All such risks shall be assumed by Buyer and User, and Buyer and User agree to hold ZENECA and Seller harmless for any claims relating to such factors.

ZENECA warrants that this product conforms to the chemical description on the label and is reasonably fit for the purposes stated in the Directions for Use, subject to the inherent risks referred to above, when used in accordance with directions under normal use conditions. This warranty does not extend to the use of this product contrary to label instructions, or under abnormal conditions or under conditions not reasonably foreseeable to or beyond the control of Seller or ZENECA, and Buyer and User assume the risk of any such use. ZENECA MAKES NO WARRANTIES OF MERCHANTABILITY OR OF FITNESS FOR A PARTICULAR PURPOSE NOR ANY OTHER EXPRESS OR IMPLIED WARRANTY EXCEPT AS STATED ABOVE.

In no event shall ZENECA or Seller be liable for any incidental, consequential or special damages resulting from the use or handling of this product. **THE EXCLUSIVE REMEDY OF THE USER OR BUYER, AND THE EXCLUSIVE LIABILITY OF ZENECA AND SELLER FOR ANY AND ALL CLAIMS, LOSSES, INJURIES OR DAMAGES (INCLUDING CLAIMS BASED ON BREACH OF WARRANTY, CONTRACT, NEGLIGENCE, TORT, STRICT LIABILITY OR OTHERWISE) RESULTING FROM THE USE OR HANDLING OF THIS PRODUCT, SHALL BE THE RETURN OF THE PURCHASE PRICE OF THE PRODUCT OR, AT THE ELECTION OF ZENECA OR SELLER, THE REPLACEMENT OF THE PRODUCT.**

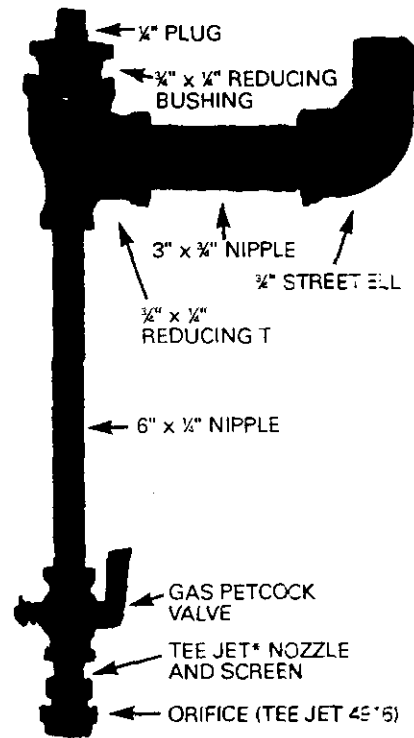
ZENECA and Seller offer this product, and Buyer and User accept it, subject to the foregoing conditions of sale and limitations of warranty and of liability, which may not be modified except by written agreement signed by a duly authorized representative of ZENECA.

©1998 ZENECA Inc.



CONTENTS

| | |
|------------------------------------------------|----|
| STATEMENT OF PRACTICAL TREATMENT..... | 3 |
| PRECAUTIONARY STATEMENTS..... | 3 |
| Hazards to Humans and Domestic Animals..... | 3 |
| PERSONAL PROTECTIVE EQUIPMENT | 3 |
| User Safety Recommendations..... | 4 |
| ENVIRONMENTAL HAZARDS..... | 4 |
| GENERAL USE PRECAUTIONS..... | 4 |
| WEEDS CONTROLLED | 5 |
| DIRECTIONS FOR USE..... | 7 |
| AGRICULTURAL USE REQUIREMENTS | 7 |
| STORAGE AND DISPOSAL..... | 8 |
| APPLICATION DIRECTIONS..... | 8 |
| IMPREGNATION ON DRY FERTILIZER..... | 9 |
| INCORPORATION DIRECTIONS..... | 9 |
| SUBSURFACE APPLICATION | 10 |
| PLANTING DIRECTIONS | 11 |
| IRRIGATION APPLICATION | 11 |
| CULTURAL PRACTICES FOLLOWING APPLICATION | 13 |
| CROP RECOMMENDATIONS..... | 14 |
| TANKMIX COMBINATIONS | 32 |
| APPENDIX I | 45 |
| APPENDIX II | 47 |
| APPENDIX III | 50 |



APPENDIX III

| Flow Rates for EPTAM 7-E Using Various Tee Jet* Orifices (4916)** | | | | |
|-------------------------------------------------------------------|-------------------|---------------|------------------|-----------------|
| Tee Jet Orifice | Ounces Per Minute | cc Per Minute | Gallons Per Hour | Pounds Per Hour |
| .012 | 0.215 | 6.37 | 0.101 | 0.707 |
| .014 | 0.286 | 8.45 | 0.134 | 0.938 |
| .015 | 0.324 | 9.59 | 0.152 | 1.064 |
| .016 | 0.375 | 11.10 | 0.176 | 1.232 |
| .018 | 0.523 | 15.46 | 0.245 | 1.715 |
| .020 | 0.610 | 18.04 | 0.286 | 2.002 |
| .022 | 0.796 | 23.53 | 0.373 | 2.611 |
| .024 | 0.896 | 26.50 | 0.420 | 2.940 |
| .025 | 0.996 | 29.46 | 0.467 | 3.269 |
| .026 | 1.111 | 32.87 | 0.521 | 3.647 |
| .027 | 1.269 | 37.54 | 0.595 | 4.165 |
| .028 | 1.284 | 37.98 | 0.602 | 4.214 |
| .030 | 1.502 | 44.42 | 0.704 | 4.928 |
| .032 | 1.641 | 48.52 | 0.769 | 5.383 |
| .034 | 1.871 | 55.33 | 0.877 | 6.139 |
| .035 | 2.091 | 61.83 | 0.980 | 6.850 |
| .037 | 2.223 | 65.74 | 1.042 | 7.294 |
| .038 | 2.339 | 70.08 | 1.150 | 8.330 |
| .040 | 2.503 | 76.97 | 1.220 | 8.540 |
| .041 | 2.807 | 83.03 | 1.316 | 9.212 |
| .043 | 2.882 | 85.24 | 1.351 | 9.457 |
| .045 | 3.334 | 98.61 | 1.563 | 10.941 |
| .046 | 3.441 | 101.77 | 1.613 | 11.291 |
| .047 | 3.678 | 108.77 | 1.724 | 12.068 |
| .048 | 3.951 | 116.84 | 1.852 | 12.965 |
| .051 | 4.102 | 121.32 | 1.923 | 13.461 |
| .052 | 4.437 | 131.42 | 2.083 | 14.581 |
| .054 | 4.949 | 143.41 | 2.273 | 15.911 |
| .055 | 5.079 | 150.22 | 2.381 | 16.667 |
| .057 | 5.333 | 157.73 | 2.500 | 17.500 |
| .059 | 5.526 | 175.27 | 2.788 | 19.446 |
| .063 | 5.272 | 165.49 | 2.940 | 20.580 |
| .067 | 7.110 | 210.28 | 3.333 | 23.331 |
| .070 | 8.205 | 242.65 | 3.846 | 26.922 |

*Registered trademark of Spraying Systems Co.

**Figures were taken at 70°F. and are approximate. Be sure occasionally to measure flow in the field to make certain you have the correct orifice and because rates vary with temperature. (Flow on an .037 orifice increases from 2.2 ounces at 70°F. to 2.4 ounces at 92°F.). Use a 300 mesh screen on orifice sizes below .014 and a 200 mesh screen on all others.

KEEP OUT OF REACH OF CHILDREN CAUTION

ACTIVE INGREDIENT:
S-ethyl dipropylthiocarbamate 87.8%
INERT INGREDIENTS: 12.2%
Total 100.0%

Contains 7 pounds active ingredient per gallon.

EPA Reg. No. 10182-220

STATEMENT OF PRACTICAL TREATMENT

FIRST AID

Immediately start the procedures given below. If further treatment is required, contact a Poison Control Center, a physician, or the nearest hospital.

IF SWALLOWED: Immediately give several glasses of water but DO NOT induce vomiting. If vomiting does occur, give fluids again. Have a physician determine if condition of patient will permit induction of vomiting or evacuation of stomach. Do not give anything by mouth to an unconscious or convulsing person.

IF IN EYES: Immediately flush eyes with large amounts of running water for at least 15 minutes. Hold eyelids apart to ensure rinsing of the entire surface of the eye and lids with water. Get medical attention immediately.

IF ON SKIN: Flush all affected areas with plenty of water for several minutes. Seek medical attention if irritation occurs.

IF INHALED: Remove to fresh air. Seek medical attention if respiratory irritation occurs or if breathing becomes difficult.

FOR 24-HOUR EMERGENCY MEDICAL ASSISTANCE, CALL 1-800-F-A-S-T-M-E-D (327-8633).

FOR CHEMICAL EMERGENCY: Spill, leak, fire, exposure, or accident call CHEMTREC 1-800-424-9300.

PRECAUTIONARY STATEMENTS

HAZARDS TO HUMANS AND DOMESTIC ANIMALS

CAUTION

HARMFUL IF SWALLOWED. Avoid contact with skin, eyes, and clothing. Avoid inhalation of spray mist. Do not contaminate food or feed.

Personal Protective Equipment

Some materials that are chemical-resistant to this product are listed below. If you want more options, follow the instructions for category E on an EPA chemical resistance category selection chart.

Applicators and other handlers must wear:

- Long-sleeved shirt and long pants
- Chemical-resistant gloves, such as barrier laminate or nitrile rubber or neoprene rubber or viton
- Shoes plus socks
- Protective eyewear

Follow manufacturer's instructions for cleaning/maintaining PPE. If no such instructions for washables, use detergent and hot water. Keep and wash PPE separately from other laundry.

When handlers use closed systems, enclosed cabs, or aircraft in a manner that meets the requirements listed in the Worker Protection Standard (WPS) for agricultural pesticides [40 CFR 170.240(d)(4-6)], the handler PPE requirements may be reduced or modified as specified in the WPS.

User Safety Recommendations

Users should:

- Wash hands before eating, drinking, chewing gum, using tobacco or using the toilet.
- Remove clothing immediately if pesticide gets inside. Then wash thoroughly and put on clean clothing.
- Remove PPE immediately after handling this product. Wash the outside of gloves before removing. As soon as possible, wash thoroughly and change into clean clothing.

ENVIRONMENTAL HAZARDS

Do not contaminate water when disposing of equipment washwaters. Do not apply directly to water or to areas where surface water is present or to intertidal areas below the mean high water mark.

GENERAL USE PRECAUTIONS

Read all label directions before using.

EPTAM 7-E selective herbicide should be used only for recommended purposes and recommended rates. **DO NOT OVERDOSE.**

EPTAM 7-E is recommended for use on mineral soils only (soils containing less than 10% organic matter).

Keep container tightly closed when not in use. Do not store near seeds or fertilizers. Store out of reach of children, pets, and domestic animals.

Rinse spray equipment and empty container.

Apply this product only as specified on this label.

SPECIAL PRECAUTIONS FOR CROP USE

For incorporated applications, use equipment which has been proven to incorporate thoroughly to the recommended depth.

RATE CHART FOR THE IMPREGNATION OF DRY BULK FERTILIZERS WITH EPTAM 7-E

| Fertilizer Rate Per Acre | EPTAM 7-E Rate Per Acre | | |
|-----------------------------|----------------------------|------------------------|--------------------|
| | 3 1/2 pts. per acre | 4 1/2 pts. per acre | 7 pts. per acre |
| 200 lbs. | 17 1/2 qts./ton | 22 1/4 qts./ton | 35 qts./ton |
| 250 lbs. | 14 qts./ton | 18 qts./ton | 28 qts./ton |
| 300 lbs. | 11 1/2 qts./ton | 15 qts./ton | 23 1/2 qts./ton |
| 350 lbs. | 10 qts./ton | 12 1/2 qts./ton | 20 qts./ton |
| 400 lbs. | 8 3/4 qts./ton | 11 1/4 qts./ton | 17 1/2 qts./ton |
| 450 lbs. | 7 3/4 qts./ton | 10 qts./ton | 15 1/2 qts./ton |
| 500 lbs. | 7 qts./ton | 9 qts./ton | 14 qts./ton |
| 550 lbs. | 6 1/2 qts./ton | 8 1/4 qts./ton | 12 1/2 qts./ton |
| 600 lbs. | 5 3/4 qts./ton | 7 3/4 qts./ton | 11 1/4 qts./ton |
| 650 lbs. | 5 1/2 qts./ton | 7 qts./ton | 10 1/2 qts./ton |
| 700 lbs. | 5 qts./ton | 6 1/2 qts./ton | 10 qts./ton |

The amount of EPTAM 7-E actually required in the manufacture of individual fertilizer mixtures should be determined carefully for each production operation. This is necessary to ensure that the amount of EPTAM 7-E actually contained in the mixture applied to the soil represents the correct rate of use.

Bulk fertilizer impregnated with EPTAM 7-E should be applied immediately, **NOT STORED**. All bulk containers must be tightly covered while the product is being transported and applied to reduce chances of EPTAM 7-E loss via volatilization.

EPTAM 7-E Physical Data

Specific Gravity (20/20°C): 0.954 (typical)

Pounds/Gallon (20°C): 7.94 (typical)

Flashpoint: 190°F (Tag, Closed Cup)

Viscosity: Sprayable down to minus 20°F.

| Approved Dry Fertilizer Ingredients | | | |
|-------------------------------------|----|----|----|
| | N | P | K |
| Ammonium sulfate | 21 | 0 | 0 |
| Diammonium phosphate | 18 | 46 | 0 |
| Potassium chloride | 0 | 0 | 60 |
| Potassium sulfate | 0 | 0 | 52 |
| Super-phosphate (single) | 0 | 20 | 0 |
| Triple Super-phosphate | 0 | 46 | 0 |
| Urea | 45 | 0 | 0 |
| Ammonium phosphate sulfate | 16 | 20 | 0 |
| 11-48-0 | 11 | 48 | 0 |

NOTE: K-Mag has been shown to be compatible with EPTAM 7-E and is approved for use.

In irrigated areas, do not apply EPTAM 7-E prior to preirrigation. Tank mix this product with fungicides, insecticides, or herbicides *only as recommended*.

When properly applied and weather conditions exist for normal plant growth through the season, EPTAM 7-E will not harm the treated crop nor should harmful soil residues remain beyond harvest. However, during germination and early growth, extended periods of unusually cold and wet or hot and dry weather, insect, nematode, or plant disease attack, carry-over soil residues of certain persistent herbicides, the use of certain soil applied systemic insecticides, highly saline or alkaline soil conditions, improperly placed fertilizers or soil insecticides may create abnormal conditions that weaken crop seedlings. Also some of these abnormal conditions may weaken established crops: alfalfa, almonds, etc. EPTAM 7-E used under these abnormal conditions could result in crop injury.

WEEDS CONTROLLED

EPTAM 7-E will not control established weeds.

ANNUAL GRASSES:

| | |
|--------------------------------------------|--------------------------------|
| Annual Bluegrass | <i>Poa annua</i> |
| Annual Ryegrass (Italian Ryegrass) | <i>Lolium multiflorum</i> |
| Barnyardgrass (Watergrass Junglerice) | <i>Echinochloa spp.</i> |
| Bermudagrass (Seedlings) | <i>Cynodon dactylon</i> |
| Crabgrass | <i>Digitaria spp.</i> |
| Giant Foxtail | <i>Setaria faberi</i> |
| Goosegrass | <i>Eleusine indica</i> |
| Green Foxtail | <i>Setaria viridis</i> |
| Johnsongrass (Seedlings) | <i>Sorghum halepense</i> |
| Lovegrass (Stinkgrass) | <i>Eragrostis ciliaris</i> |
| Panicum, Fall | <i>Panicum dichotomiflorum</i> |
| Panicum, Texas* | <i>Panicum texanum</i> |
| Rescuegrass | <i>Bromus willdenowii</i> |
| Sandbur, Field | <i>Cenchrus pauciflorus</i> |
| Shattercane | <i>Sorghum bicolor</i> |
| Signalgrass | <i>Brachiaria spp.</i> |
| Volunteer grains* (Barley, Oats, Wheat) | |
| Wild Oats* | <i>Avena fatua</i> |
| Witchgrass* | <i>Panicum capillare</i> |
| Yellow Foxtail | <i>Setaria glauca</i> |

*May not be controlled at less than 3½ pints of EPTAM 7-E per acre.



ANNUAL BROADLEAF WEEDS:

| | |
|---------------------------|-----------------------------|
| Tall Morningglory | <i>Ipomoea purpurea</i> |
| Black Nightshade* | <i>Solanum nigrum</i> |
| Carpetweed | <i>Mollugo verticillata</i> |
| Chickweed, Common | <i>Stellaria media</i> |
| Corn Spurry | <i>Spergula arvensis</i> |
| Cutleaf Nightshade* | <i>Solanum triflorum</i> |
| Deadnettle (Henbit) | <i>Lamium amplexicaule</i> |
| Fiddleneck | <i>Amsinckia</i> spp. |
| Florida Pusley | <i>Richardia scabra</i> |
| Hairy Nightshade* | <i>Solanum sarrachoides</i> |
| Lambsquarters, Common* | <i>Chenopodium album</i> |
| Nettleleaf Goosefoot | <i>Chenopodium murale</i> |
| Purslane, Common | <i>Portulaca oleracea</i> |
| Prostrate Pigweed | <i>Amaranthus blitoides</i> |
| Prickly Sida* | <i>Sida spinosa</i> |
| Redroot Pigweed* | <i>Amaranthus</i> |
| (Common Pigweed) | <i>retroflexus</i> |
| Sicklepod* | <i>Cassia obtusifolia</i> |
| Tumble Pigweed | <i>Amaranthus albus</i> |

The annual broadleaf weeds listed above will be controlled only if treatment is made when conditions are favorable for weed germination and growth. Broadleaf weeds may only be suppressed at less than 3½ pints EPTAM 7-E per acre in heavier soils or under very cold soil conditions.

*May not be controlled at less than 4½ pints of EPTAM 7-E per acre.

PERENNIAL WEEDS:

| | |
|------------------|---------------------------|
| Bermudagrass | <i>Cynodon dactylon</i> |
| Purple Nutsedge* | <i>Cyperus rotundus</i> |
| Quackgrass | <i>Agropyron repens</i> |
| Yellow Nutsedge* | <i>Cyperus esculentus</i> |

*May not be controlled at less than 3½ pints of EPTAM 7-E per acre.

Perennial weeds must be turned under and chopped up thoroughly prior to treatment. The underground rhizomes of quackgrass and the rhizomes and stolons of bermudagrass must be cut up thoroughly so that four or less nodes remain on a strand. For the suppression or control of quackgrass and bermudagrass the disc must be set to cut 6 inches deep. Use 4½ to 7 pints EPTAM 7-E for quackgrass and 3½ to 7 pints for bermudagrass. The EPTAM 7-E should be incorporated by discing or applied in the irrigation water after the rhizomes and stolons have been cut up. Consult recommendations for crops on which these higher rates may be used. Nutsedge may not be controlled by water-run applications in heavier soils.

APPENDIX II**EPTAM 7-E IMPREGNATION ON DRY BULK FERTILIZERS**

CAUTION: EPTAM 7-E alone or in combination with other herbicides must not be impregnated on ammonium nitrate, sodium nitrate or potassium nitrate. Such mixtures may cause explosion and fire.

All individual state regulations relating to bulk dry fertilizer blending, registration, labeling and application are the responsibility of the individual and/or company selling the fertilizer and EPTAM 7-E mixture.

EPTAM 7-E may be impregnated on many dry bulk fertilizers and applied and incorporated in the soil before planting for the control of grass and broadleaf weeds.

All EPTAM 7-E supplementary literature instructions and label recommendations regarding rates per acre, soil incorporation, application, cautions, general use precautions and other directions must be followed.

Test results have shown that EPTAM 7-E on bulk dry fertilizers gives weed control equal to EPTAM 7-E applied as a spray in water or liquid fertilizer. However, uniform impregnation of EPTAM 7-E on dry fertilizer particles and uniform application in the field are necessary to assure good results.

A minimum of 200 pounds and a maximum of 700 pounds of approved ingredients impregnated with EPTAM 7-E at the recommended rate must be applied per acre.

For impregnation EPTAM 7-E on dry fertilizers, use a closed rotary-drum mixer or a similar type of closed blender equipped with suitable spray equipment. The spray nozzle (or nozzles) should be positioned inside of the mixer to provide uniform spray coverage of the tumbling fertilizer.

The EPTAM 7-E should be sprayed uniformly into the fertilizer using a fine spray pattern.

The physical properties of fertilizers vary, particularly in liquid absorptive capacity. When absorptivity is sufficient, simple spray impregnation of the fertilizer with EPTAM 7-E provides a satisfactory dry mixture.

If the absorptive capacity is inadequate, use of a highly absorptive powder is required to provide a dry, free-flowing mixture.

Micro-Cel™ E (Manville Sales Corp.) is the recommended absorbent powder. It should be added separately and uniformly to the prepared EPTAM 7-E fertilizer mixture in a quantity that is sufficient to provide a suitably free-flowing mixture. Generally less than 2% by weight of Micro-Cel E is required.

NOTE 1: For some combinations, premixing wettable powders in a little water in a pail before adding them to the spray tank will improve the compatibility of the final mixtures with EPTAM 7-E. This technique can be tested in the small-scale jar test by premixing the wettable powder in one-eighth (1/8) cup of water prior to addition to the pint of fluid fertilizer.

| RATE TABLE FOR EPTAM 7-E AND ADJUVANT** WITH THE FLUID FERTILIZER | | |
|----------------------------------------------------------------------|--------------------------------------------------------------|-------|
| Gallons of fluid fertilizer to be applied per acre | mL or Tsp. of EPTAM 7-E* to be added to 1 pint of fertilizer | |
| | 7-E | |
| | mL. | tsp. |
| 10 | 7 | 1 1/2 |
| 15 | 4 | 3/4 |
| 20 | 3 | 3/4 |
| 25 | 3 | 3/4 |
| 30 | 2 | 1/2 |
| 40 | 2 | 1/2 |

* Based on field rate of 1 pound active ingredient per acre in the fertilizer volumes indicated. Increase volume proportionately to correspond with intended field rate in terms of pounds active ingredient per acre (e.g., for field rate of 4 pounds actual EPTAM 7-E in 40 gallons fertilizer per acre, add 8 mL or 2 tsp. EPTAM 7-E to each jar for compatibility testing purposes).

**Two (2) milliliters or one-half (1/2) teaspoon of adjuvant to be added to 1 pint of fluid fertilizer in order to equal the rate of 3 pints of adjuvant per 100 gallons of fluid fertilizer.

DIRECTIONS FOR USE

It is a violation of federal law to use this product in a manner inconsistent with its labeling.

Do not apply this product in a way that will contact workers or other persons, either directly or through drift. Only protected handlers may be in the area during application. For any requirements specific to your State or Tribe, consult the agency responsible for pesticide regulation.

AGRICULTURAL USE REQUIREMENTS

Use this product only in accordance with its labeling and with the Worker Protection Standard, 40 CFR part 170. This Standard contains requirements for the protection of agricultural workers on farms, forests, nurseries, and greenhouses, and handlers of agricultural pesticides. It contains requirements for training, decontamination, notification, and emergency assistance. It also contains specific instructions and exceptions pertaining to the statements on this label about personal protective equipment (PPE) and restricted-entry interval. The requirements in this box only apply to uses of this product that are covered by the Worker Protection Standard.

Do not enter or allow worker entry into treated areas during the restricted entry interval (REI) of 12 hours. Exception: If the product is soil-injected or soil-incorporated, the Worker Protection Standard, under certain circumstances, allows workers to enter the treated area if there will be no contact with anything that has been treated.

PPE required for early entry to treated areas that is permitted under the Worker Protection Standard and that involves contact with anything that has been treated, such as plants, soil, or water, is:

- Coveralls
- Chemical-resistant gloves, such as barrier laminate or nitrile rubber or neoprene rubber or viton
- Shoes plus socks
- Protective eyewear



17 2 4

STORAGE AND DISPOSAL

PROHIBITIONS: Do not contaminate water, food or feed by storage or disposal. Open dumping is prohibited.

STORAGE: Keep container tightly closed when not in use. Do not store near seeds, fertilizers or foodstuffs. Can be stored at temperatures as low as minus 50°F.

PESTICIDE DISPOSAL: Wastes resulting from the use of this product may be disposed of on site or at an approved waste disposal facility.

CONTAINER DISPOSAL: Triple rinse (or equivalent). Then offer for recycling or reconditioning, or puncture and dispose of in a sanitary landfill, or by other procedures approved by State and local authorities.

FOR BULK AND MINI-BULK CONTAINERS

CONTAINER DISPOSAL: Reseal container and offer for reconditioning, or triple rinse (or equivalent) and offer for recycling or reconditioning, or clean in accordance with manufacturer's instructions.

CONTAINER PRECAUTIONS: Before refilling, inspect thoroughly for damage such as cracks, punctures, bulges, dents, abrasions, and damaged or worn threads on closure devices.

REFILL ONLY WITH EPTAM 7-E. The contents of this container cannot be completely removed by cleaning. Refilling with materials other than EPTAM 7-E will result in contamination and may weaken container.

After filling and before transporting, check for leaks.

Do not refill or transport damaged or leaking container.

CONTAINER IS NOT SAFE FOR FOOD, FEED, OR DRINKING WATER!

EPTAM 7-E is a selective herbicide which for most uses must be mixed (incorporated), or injected subsurface into the soil, or applied in the irrigation water for control of weeds listed on this label. EPTAM 7-E controls weeds by interfering with normal germination and seedling development. EPTAM 7-E does not control established or germinated weeds present at application.

APPLICATION DIRECTIONS

Pour the recommended amount of EPTAM 7-E into the spray tank during the filling operations. Apply in 10 to 50 gallons of water per acre using a properly calibrated, low-pressure sprayer having good agitation. The soil should be well worked and dry enough to permit good soil mixing (incorporation).

APPENDIX I

EPTAM 7-E WITH FLUID FERTILIZERS

The following procedure is suggested for determining whether EPTAM 7-E may be combined with a specific fluid fertilizer for spray tank application.

Materials Required:

1. EPTAM 7-E.
2. Fluid fertilizer to be used.
3. Adjuvant for fertilizer tankmix: Compex™, Sponto™ 168-D, Unite™, or equivalent. The adjuvant which provides the best emulsification depends on the specific fertilizer under consideration.
4. Two one-quart, wide-mouth glass jars with lid or stopper.
5. Measuring spoons (a 25 mL pipette or graduated cylinder provides more accurate measurement).
6. Measuring cup, 8 oz. (237 mL).

Procedure:

1. Pour a pint (about 473 mL) of the fluid fertilizer into each of the quart jars.
2. Add adjuvant to one of the jars and mix (see next rate table).
3. Add the EPTAM 7-E to both jars (see next rate table).
4. Close both jars with lid or stopper and mix the contents by turning the jars upside down ten times.
5. Inspect the surface and body of the mixtures —
 - (A) Immediately after completing the jar inversions,
 - (B) After allowing the jars to stand quietly for 30 minutes,
 - (C) And then again after turning the jars upside down ten times.

If a uniform mix cannot be made, the mixture should not be used. If either mixture remains uniform for 30 minutes, the combination may be used. Should either mixture separate after 30 minutes but readily remix uniformly with ten jar inversions, the mixture can be used if adequate agitation is maintained in the tank. If the mixture with adjuvant is satisfactory but the one without adjuvant is not, be sure to use the adjuvant in the spray tank. Add the adjuvant first at a rate of 3 pints per 100 gallons of fluid fertilizer; foaming can be minimized by using moderate agitation.

If nondispersible oil, sludge or clumps of solids form in the mixtures, the combination should not be used.



Application Rates: Use the appropriate rates of EPTAM 7-E and Prowl 4-E as indicated in the following tables:

| APPLICATION RATES PER BROADCAST ACRE* Western, Southwestern and Southeastern Regions | | |
|-----------------------------------------------------------------------------------------|----------------|---------------|
| SOIL TYPE | EPTAM 7-E | Prowl 4-E |
| Coarse (sand) | 2½ to 4½ pints | 1 to 1½ pints |
| Medium (loam) | 3 to 4½ pints | 1½ to 2 pints |
| Fine (clay) | 3 to 4½ pints | 1½ to 3 pints |

| APPLICATION RATES PER BROADCAST ACRE* Northern Region | | | |
|----------------------------------------------------------|----------------|---------------|---------------|
| SOIL TYPE | ORGANIC MATTER | EPTAM 7-E | Prowl 4-E |
| Coarse (sand) | 3% or less | 2½ to 4 pints | 1 to 1½ pints |
| | more than 3% | 2½ to 4 pints | 1½ pints |
| Medium (loam) | 3% or less | 3 to 4½ pints | 1½ to 2 pints |
| | more than 3% | 3 to 4½ pints | 1½ to 2 pints |
| Fine (clay) | 3% or less | 3 to 4½ pints | 1½ to 2 pints |
| | more than 3% | 3 to 4½ pints | 2 to 2½ pints |

| APPLICATION RATES PER BROADCAST ACRE* Pacific Northwest Region | | | |
|-------------------------------------------------------------------|----------------|----------------|----------------|
| SOIL TYPE | ORGANIC MATTER | EPTAM 7-E | Prowl 4-E |
| Coarse (sand) | 3% or less | 3½ to 4½ pints | 1 to 2 pints |
| | more than 3% | 3½ to 4½ pints | 2 pints |
| Medium (loam) | 3% or less | 3½ to 4½ pints | 1½ to 2½ pints |
| | more than 3% | 3½ to 4½ pints | 2½ to 3 pints |
| Fine (clay) | 3% or less | 3½ to 4½ pints | 2 to 3 pints |
| | more than 3% | 3½ to 4½ pints | 3 pints |

*Use the higher recommended rate of EPTAM 7-E where hairy nightshade, black nightshade or nutsedge are present.

EPTAM 7-E may be combined with solution, slurry or suspension fertilizers. However, physical compatibility with these fluid fertilizers must be determined before combining in the spray tank. See Appendix I for special directions regarding these combinations. Even though found to be compatible, constant agitation is necessary to keep the EPTAM 7-E uniformly mixed with the fluid fertilizer.

For all band applications, reduce dosage proportionately depending upon row spacing and band width to be treated.

IMPREGNATION ON DRY FERTILIZER

EPTAM 7-E may be impregnated on dry fertilizer for use on registered crops. However, uniform distribution of the EPTAM 7-E on fertilizer particles and uniform application are necessary to assure good results. See Appendix II directions for impregnation and use.

INCORPORATION DIRECTIONS


EPTAM 7-E and EPTAM 7-E tankmixes must be incorporated (mixed thoroughly) into the top 2 to 3 inches of soil immediately to prevent loss of the herbicide. Whenever possible, application and incorporation should be done in the same operation.

SOIL MIXING (INCORPORATION) BEFORE PLANTING: The following equipment commonly is used for soil mixing (incorporation) before planting:

Power Driven Cultivation Equipment (recommended on all soil types) set to cut to a depth of 2 to 3 inches.

Tandem Discs (recommended on all soil types) set to cut to a depth of 4 to 6 inches, operated at 4 to 6 mph followed by a spiked-tooth harrow or some other leveling device which extends beyond the ends of the discs. For more thorough mixing (for perennial grasses and in heavier soils) disc in two different directions (cross disc). The second pass should be slightly shallower than the first.

Field Cultivators (recommended for spring application on coarse textured soils, and for fall application on all soils. Use only on soils in good tilth). Use 3 to 4 rows of sweeps, spaced at 7 inch or less intervals and staggered so that no soil is left unturned, followed by a spiked-tooth harrow pulled behind the cultivator. Do not use chisel plows to incorporate. Set the cultivator to cut 4 inches deep, operated at 5 mph or more. Run the equipment over the field twice, the second run at an angle to the first.



Rotary Ground Driven or Spring-Tooth Cultivators (recommended on coarse and medium textured soils in good till only). Set to penetrate to a depth of 4 to 6 inches and operated at 5 to 8 mph in two different directions.

SOIL MIXING (INCORPORATION) AFTER PLANTING: The following equipment commonly is used for soil mixing (incorporation) after planting:

Power driven cultivation equipment (recommended on all soil types) set to cut to a depth of 2 to 3 inches and operated at 6 to 8 mph.

Rolling cultivators (recommended on coarse and medium textured soils only) set to cut to a depth of 2 to 3 inches and operated at 6 to 8 mph.

Rotary hoes or row wheels (recommended on coarse textured soils only) set to cut to a depth of 1 to 1½ inches and operated at 6 to 8 mph.

Precautions:

In established crops adjust equipment to throw soil toward the base of the crop.

Take care not to disturb the crop seed or seedling when incorporating after planting.

Shallow incorporation with implements set to cut less than 2 inches deep may result in erratic weed control.

SUBSURFACE APPLICATION

AT PLANTING OR POSTEMERGENCE

Apply EPTAM 7-E in 10 or more gallons of water per acre.

Special equipment designed for subsurface application MUST be used. Injector and sweep units must be rigidly mounted on the planter or cultivation unit. When using sweeps at planting they must be mounted ahead of the planters.

SOIL INJECTION: Injector shanks must be spaced 2½ to 3 inches apart and mounted in staggered positions to avoid trash buildup. Set shanks to inject EPTAM 7-E 2 to 3 inches below the soil surface. The width of the band in which weed control is desired will determine the number and spacing of injector shanks required per row. (Example: Four injector shanks spaced 3 inches apart give a 12-inch band). A broadcast application can be made by increasing the number of shanks. The two shanks adjacent to the drill row must be 1½ to 1¾ inches on either side of it, EXCEPT IN COTTON WHERE THE DISTANCE MUST BE 4 INCHES ON EITHER SIDE OF THE DRILL ROW, AND SUGAR BEETS WHERE THE DISTANCE MUST BE 2½ INCHES ON EITHER SIDE OF THE DRILL ROW.

| FALL PREPLANT INCORPORATED APPLICATION RATES* (Pints/Acre**) | | | |
|--------------------------------------------------------------|------------------|-------------|-------------|
| Soil Texture | Organic Matter % | EPTAM 7-E | RO-NEET 6-E |
| Coarse | 3.0 to 4.5 | 1.0 | 4.0 |
| | >4.5 | 1.0 to 1.25 | 4.0 to 4.33 |
| Medium | 3.0 to 4.5 | 1.0 to 1.25 | 4.0 to 4.5 |
| | >4.5 | 1.0 to 1.5 | 4.0 to 4.5 |
| Fine | 3.0 to 4.5 | 1.0 to 1.5 | 3.0 to 4.5 |
| | >4.5 | 1.0 to 2.0 | 4.5 |

*Make only one application per growing season. Do not apply the EPTAM 7-E/RO-NEET 6-E combination in the spring if either this combination or RO-NEET 6-E alone was applied in the fall.

**Do not apply more than 6 pints of RO-NEET 6-E and EPTAM 7-E combined regardless of the ratio.

EPTAM 7-E/PROWL® 4-E HERBICIDE TANKMIX For Weed Control in Dry Beans—All Regions

A tankmix combination of EPTAM 7-E plus Prowl 4-E will give a broader spectrum of weed control than either product used separately.

In addition to the weeds listed on the label for EPTAM 7-E alone, the following annual broadleaf weeds can be controlled with an EPTAM 7-E/Prowl 4-E tankmix:

- Annual Spurge *Euphorbia* spp.
- Kochia *Kochia scoparia*


DIRECTIONS FOR USE

Apply the EPTAM 7-E/Prowl 4-E tankmix as a preplant soil incorporated treatment.

Mixing: Add the recommended rates of both EPTAM 7-E and Prowl 4-E to the spray tank during filling and mix thoroughly. Apply in 10 to 40 gallons of water per acre.

Soil Incorporation: Immediately after spraying, the EPTAM 7-E and Prowl 4-E combination must be incorporated thoroughly into the top 2 to 3 inches of soil.

For semiarid areas of Eastern Washington, Eastern Oregon and Idaho only: When application and incorporation are done in separate operations, EPTAM 7-E and Prowl 4-E must be incorporated the same day as applied. Application must be made on a dry soil surface (at least ½ inch deep) free from dew and incidental moisture.



Application Directions

During filling, pour the recommended rates of both EPTAM 7-E and RO-NEET 6-E into a properly calibrated, low-pressure boom sprayer having good agitation, and mix thoroughly. Apply the material uniformly in 10 to 50 gallons of water per acre. Check calibration frequently during application and observe the nozzles to ensure a uniform spray pattern. The soil should be well-worked prior to application and dry enough to permit thorough mixing with incorporation equipment.

Soil Incorporation: The EPTAM 7-E and RO-NEET 6-E tank mixture must be immediately incorporated (mixed) into the top 2 to 3 inches of soil after spraying to prevent loss of the herbicides.

| SPRING* PREPLANT INCORPORATED APPLICATION RATES** (Pints/Acre***) | | | |
|-------------------------------------------------------------------|------------------|-------------|-------------|
| Soil Texture | Organic Matter % | EPTAM 7-E | RO-NEET 6-E |
| Coarse | 3.0 to 4.5 | 1.0 | 3.0 |
| | >4.5 | 1.0 to 1.25 | 3.0 |
| Medium | 3.0 to 4.5 | 1.0 to 1.25 | 3.0 to 4.0 |
| | >4.5 | 1.0 to 1.75 | 3.0 to 4.0 |
| Fine | 3.0 to 4.5 | 1.0 to 1.5 | 3.0 to 4.0 |
| | >4.5 | 1.0 to 2.0 | 3.0 to 4.0 |

*DO NOT USE THE TANKMIX IN THE SPRING IN MICHIGAN OR OHIO.

**Make only one application per growing season. Do not apply the EPTAM 7-E/RO-NEET 6-E combination in the spring if either this combination or RO-NEET 6-E alone was applied in the fall.

***Do not apply more than 5 pints of RO-NEET 6-E and EPTAM 7-E combined regardless of the ratio.

COVERED SWEEPS: Set the sweeps to run below the soil surface deep enough to cover the EPTAM 7-E with 2 to 3 inches of soil. Calibrate by measuring the spray band width at the back of the sweep, not the sweep width. For broadcast applications stagger sweeps on double tool bar so they overlap sufficiently to allow spray bands to meet.

NOTE: When applying with either injectors or sweeps, EPTAM 7-E must be applied deep enough to allow 2 to 3 inches of soil to remain over the treatment after the planting operations.

PLANTING DIRECTIONS

For preplant applications, seeding should be done as soon as possible after treatment to obtain a maximum period of weed control.

IRRIGATION APPLICATION

POSTPLANTING AND ESTABLISHED CROPS

Meter EPTAM 7-E into the irrigation water using a metering device that will introduce a constant flow into the water. For flood, furrow, or sprinkler irrigation meter the EPTAM 7-E into the water during the entire period OR, for sprinkler irrigation, the EPTAM 7-E may be metered into sufficient water to penetrate to a depth of 3 to 4 inches. Time this EPTAM 7-E application to ensure that proper penetration of the herbicide corresponds with the end of the irrigation period. Flush the lines and then turn the water off promptly. Consult RECOMMENDATIONS on this label for proper timing of application for each crop for which irrigation application is recommended. A flow rate chart for water run applications is found in Appendix III of this booklet.

Use Precautions for Sprinkler Irrigation Systems


Apply this product only through sprinkler, including center pivot, flood (basin) or furrow irrigation systems. Do not apply this product through any other type of irrigation system.

Crop injury, lack of effectiveness, or illegal pesticide residues in the crop can result from nonuniform distribution of treated water.

If you have questions about calibration, you should contact State Extension Service specialists, equipment manufacturers or other experts.

Do not connect an irrigation system (including greenhouse systems) used for pesticide application to a public water system unless the pesticide label-prescribed safety devices for public water systems are in place.

A person knowledgeable of the chemigation system and responsible for its operation or under the supervision of the responsible person, shall shut the system down and make necessary adjustments should the need arise.



Application of more than label recommended quantities of irrigation water per acre may result in decreased product performance by removing the chemical from the zone of effectiveness.

The system must contain a functional check valve, vacuum relief valve, and low pressure drain appropriately located on the irrigation pipeline to prevent water source contamination from backflow.

The pesticide injection pipeline must contain a functional, automatic, quick-closing check valve to prevent the flow of fluid back toward the injection pump.

The pesticide injection pipeline must also contain a functional, normally closed, solenoid-operated valve located on the intake side of the injection pump and connected to the system interlock to prevent fluid from being withdrawn from the supply tank when the irrigation system is either automatically or manually shut down.

The system must contain functional interlocking controls to automatically shut off the pesticide injection pump when the water pump motor stops.

The irrigation line or water pump must include a functional pressure switch which will stop the water pump motor when the water pressure decreases to the point where pesticide distribution is adversely affected.

Systems must use a metering pump, such as a positive displacement injection pump (e.g., diaphragm pump) effectively designed and constructed of materials that are compatible with pesticides and capable of being fitted with a system interlock.

Do not apply when wind speed favors drift beyond the area intended for treatment, when system connections or fittings leak, when nozzles do not provide uniform distribution or when lines containing the product must be dismantled and drained.

Any alternative to the above required safety devices must conform to the list of EPA approved alternative devices.

Use Precautions for Flood or Furrow Irrigation

Tailwater (runoff water) from flood or furrow irrigation should be recirculated or used only on other crops which are registered for this type of application.

Systems using a gravity flow pesticide dispensing system must meter the pesticide into the water at the head of the field and downstream of a hydraulic discontinuity such as a drop structure or weir box to decrease potential for water source contamination from backflow if water flow stops.

Systems utilizing a pressurized water and pesticide injection system must meet the following requirements:

The system must contain a functional check valve, vacuum relief valve, and low pressure drain appropriately located on the irrigation pipeline to prevent water source contamination from backflow.

In addition to the weeds listed on the label for EPTAM 7-E alone, the following annual broadleaf weeds can be controlled with an EPTAM 7-E/Lasso 4-E tankmix:

| | |
|------------------------|--------------------------------|
| Common Ragweed | <i>Ambrosia artemisiifolia</i> |
| Pennsylvania Smartweed | <i>Polygonum pensylvanicum</i> |

DIRECTIONS FOR USE

Mixing: Add the recommended rates of both EPTAM 7-E and Lasso 4-E to the spray tank during filling and mix thoroughly. Apply in 10 to 40 gallons of water per acre.

Soil Incorporation: Immediately after spraying, the EPTAM 7-E and Lasso 4-E combination must be incorporated thoroughly into the top 2 to 3 inches of soil.

Application Rates: Use 2 to 3 pints of EPTAM 7-E plus 4 to 6 pints of Lasso 4-E. Use only the 4 pint rate of Lasso 4-E in Michigan. Use the higher rates of herbicides for heavy weed infestations and hard-to-control weeds.

Planting: Seeding should be done as soon as possible after treatment to obtain a maximum period of weed control.

EPTAM 7-E/RO-NEET® 6-E HERBICIDE TANKMIX

For Preplant Use in Sugar Beets—Northern Region (Michigan, Minnesota, Ohio, and The Red River Valley Area of North Dakota Only)

DIRECTIONS FOR USE

The EPTAM 7-E and RO-NEET 6-E combination is a selective tankmix which controls weeds by interfering with normal germination and seedling development. This tank mixture can be applied only once per growing season. The combination may be used in the fall or in the spring (except where noted in the following table). The EPTAM 7-E and RO-NEET 6-E combination may cause crop injury on very light sandy soil and when used under adverse environmental conditions that weaken crop seedlings.

A tank mixture of EPTAM 7-E and RO-NEET 6-E will give equal to or greater control of the following listed weeds than either product used separately. This combination does not control established weeds.

| | |
|------------------------|-------------------------------|
| Green foxtail | <i>Setaria viridis</i> |
| Yellow foxtail | <i>Setaria glauca</i> |
| Wild oats | <i>Avena fatua</i> |
| Yellow nutsedge | <i>Cyperus esculentus</i> |
| Purple nutsedge | <i>Cyperus rotundus</i> |
| Lambsquarters, common* | <i>Chenopodium album</i> |
| Pigweed, redroot* | <i>Amaranthus retroflexus</i> |

*Partial control only (suppression)

EPTAM 7-E/SONALAN* E.C. HERBICIDE TANKMIX
For Weed Control in Dry Beans—All Regions

A tankmix combination of EPTAM 7-E plus Sonalan E.C. will give a broader spectrum of weed control than either product used separately.

Caution: Do not graze or feed forage from treated fields to livestock.

DIRECTIONS FOR USE

Mixing: Add the recommended rates of both EPTAM 7-E and Sonalan E.C. to the spray tank during filling and mix thoroughly. Apply in 10 to 40 gallons of water per acre.

Soil Incorporation: The EPTAM 7-E and Sonalan E.C. combination must be incorporated thoroughly in the top 2 to 3 inches of soil immediately after spraying.

Application Rates: Use the appropriate rates of EPTAM 7-E and Sonalan E.C. as indicated in the following table:

| APPLICATION RATES PER BROADCAST ACRE | | | |
|--------------------------------------|-----------|------------------------------|---------------------------------------|
| EPTAM 7-E (pints) | Soil Type | AMOUNT OF SONALAN E.C. | |
| | | General Weed Control (pints) | Nightshade* and Groundcherry* (pints) |
| 2½ to 4½ | Coarse | 1½ to 2 | 3 to 3½ |
| | Medium | 1½ to 2½ | 3½ to 4 |
| | Fine | 2½ to 3 | 4 to 4½ |

*Two incorporation passes are required for nightshade or groundcherry control.

The EPTAM 7-E/Sonalan E.C. tankmix more effectively controls the weeds listed for EPTAM 7-E alone plus these additional weeds:

- Wild Buckwheat
- Groundcherry (Lanceleaf and Wrights)

Planting: Seeding should be done as soon as possible after treatment to obtain a maximum period of weed control.

EPTAM 7-E/LASSO* 4-E HERBICIDE TANKMIX
For Weed Control in Dry Beans in the Northern Region

A tankmix combination of EPTAM 7-E plus Lasso 4-E will give a broader spectrum of weed control than either product used separately.

The pesticide injection pipeline must contain a functional, automatic, quick-closing check valve to prevent the flow of fluid back toward the injection pump.

The pesticide injection pipeline must also contain a functional, normally closed, solenoid-operated valve located on the intake side of the injection pump and connected to the system interlock to prevent fluid from being withdrawn from the supply tank when the irrigation system is either automatically or manually shut down.

The system must contain functional interlocking controls to automatically shut off the pesticide injection pump when the water pump motor stops.

The irrigation line or water pump must include a functional pressure switch which will stop the water pump motor when the water pressure decreases to the point where pesticide distribution is adversely affected.


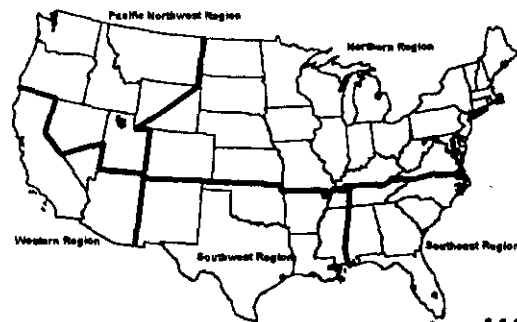
Systems must use a metering pump, such as a positive displacement injection pump (e.g., diaphragm pump) effectively designed and constructed of materials that are compatible with pesticides and capable of being fitted with a system interlock.

Any alternative to the above required safety devices must conform to the list of EPA approved alternative devices.

CULTURAL PRACTICES FOLLOWING APPLICATION

Should weeds develop, a shallow cultivation or rotary hoeing will generally result in better weed control. When cultivating for any reason, it should be shallow, i.e., no more than ½ the depth the herbicide was incorporated or injected. Preemergence or postemergence herbicides may be necessary to control weeds resistant to EPTAM 7-E.

REGIONAL USE MAP



CROP RECOMMENDATIONS

All crop recommendations are given on a regional basis. There are five regions, as delineated on the U.S. map printed on previous page. USE THE RECOMMENDATIONS IN YOUR REGION ONLY.

RATE CONVERSION TABLE

Dosage rates in this booklet are expressed as pints EPTAM 7-E per acre. The following table shows pints EPTAM 7-E per acre in the left column and the equivalent amount of active ingredient per acre in the center column.

| PINTS EPTAM 7-E PER ACRE | LB. ACTIVE INGREDIENT PER ACRE | ACRES TREATED BY ONE GALLON EPTAM 7-E |
|--------------------------|--------------------------------|---------------------------------------|
| 1½ | 1 | 7 |
| 2½ | 1½ | 4½ |
| 3½ | 2 | 3½ |
| 4½ | 3 | 2½ |
| 5½ | 4 | 1½ |
| 6½ | 4½ | 1½ |
| 7 | 5 | 1½ |
| 8½ | 6 | 1½ |
| 17 | 7½ | 1 |
| | 15 | ½ |

NORTHERN REGION Recommendations

These recommendations are given as the broadcast (overall) rates of EPTAM 7-E per acre. For band treatment, use proportionately less material per acre depending upon the width of the band to be treated and the crop row spacing. Do not use band application on rocky ground because thorough incorporation is not possible.

ALFALFA*, BIRDFOOT TREFOIL, CLOVERS, LESPEDEZA: Do not use EPTAM 7-E if a grass or grain nurse crop is to be planted with the legume. Do not use on white dutch clover. Apply and incorporate 3½ to 4½ pints EPTAM 7-E per acre just before planting. Temporary crop stunting and sealing of the first leaves will occur if conditions for germination and growth are not optimum (e.g. lack of moisture), and will be relieved by irrigation or adequate rainfall.

SPRINKLER APPLICATION: Apply the EPTAM 7-E and Matrix tankmix combination through sprinkler irrigation after planting as a preemergence application or as an early postemergence application at the rates specified below. Refer to the EPTAM 7-E and Matrix labels for specific sprinkler application directions.

| APPLICATION RATES PER BROADCAST ACRE | | |
|-----------------------------------------------|--------------|-----------|
| Regions | EPTAM 7-E | Matrix |
| Northern, Southeastern, Southwestern, Western | 3½ pints | 1 - 1½ oz |
| Pacific Northwest | 3½ - 7 pints | 1 - 1½ oz |

EPTAM 7-E/DUAL® 8E HERBICIDE TANKMIX

For Weed Control in Dry Beans in the Northern and Pacific Northwest Regions

A tankmix combination of EPTAM 7-E plus Dual 8E will give better weed control than either product used separately.

DIRECTIONS FOR USE

Mixing: Add the recommended rates of both EPTAM 7-E and Dual 8E to the spray tank during filling and mix thoroughly. Apply in 10 to 40 gallons of water per acre.

Soil Incorporation: Immediately after spraying, the EPTAM 7-E and Dual 8E combination must be incorporated thoroughly into the top 2 to 3 inches of soil.

Application Rates: Use the appropriate rates of EPTAM 7-E and Dual 8E as indicated in the following table:

| APPLICATION RATES PER BROADCAST ACRE | | | |
|--------------------------------------|----------------|-----------------------------|------------------------------|
| SOIL TYPE | EPTAM 7-E | DUAL 8E | |
| | | Less than 3% Organic Matter | 3% or Greater Organic Matter |
| Coarse (sand) | 3½ to 4½ pints | 1½ pints | 1½ pints |
| Medium (loam) | 3½ to 4½ pints | 1½ pints | 2 pints |
| Fine (clay) | 3½ to 4½ pints | 2 pints | 2 to 2½ pints |

Planting: Seeding should be done as soon as possible after treatment to obtain a maximum period of weed control.

Use EPTAM 7-E plus Metribuzin (Sencor, Lexone) postemergence only on russeted or white-skinned potato varieties that are not early maturing. In addition to early maturing smooth-skinned white or red skinned varieties of potatoes, certain varieties of potatoes are sensitive to pre or postemergence applications of Sencor or Lexone herbicides. Please refer to Sencor and/or Lexone labels for more information/precautions.

EPTAM 7-E/MATRIX HERBICIDE TANKMIX
For Weed Control in Irish Potatoes - All Regions

A tankmix combination of EPTAM 7-E and Matrix herbicide can be applied preemergence or postemergence to Irish Potatoes. The tankmix combination can provide broader spectrum weed control than either product used alone. Before using EPTAM 7-E and Matrix as a tankmix, read both the EPTAM 7-E and Matrix labels carefully. Observe all cautions and limitations noted on the labels of both products.

Additional Weeds Controlled by the Tank Mixture of EPTAM 7-E and Matrix

| | |
|-------------------|-----------------------------|
| Ladysthumb | <i>Polygonum persicaria</i> |
| Kochia | <i>Kochia scoparia</i> |
| Mustard, Wild | <i>Sinapis arvensis</i> |
| Smartweed, | <i>Polygonum</i> |
| Pennsylvania | <i>pensylvanicum</i> |
| Sunflower, Common | <i>Helianthus annus</i> |

DIRECTIONS FOR USE:

Mixing: Add the recommended rates of EPTAM 7-E and Matrix to the spray tank while the agitator is running. Add the EPTAM 7-E last. Refer to the Matrix label for surfactant recommendations.

DRAG-OFF (PREEMERGENCE) APPLICATION: Apply and incorporate the EPTAM 7-E and Matrix tankmix combination at the rates specified below on the table. The field must be dragged off, then the EPTAM 7-E and Matrix tankmix combination applied and incorporated. Refer to the EPTAM 7-E label for specific regional incorporation directions.

| APPLICATION RATES PER BROADCAST ACRE | | |
|-------------------------------------------------|--------------|-----------|
| Regions | EPTAM 7-E | Matrix |
| Northern, Pacific Northwest, Southwestern | 3½ - 7 pints | 1 - 1½ oz |
| Southeastern, Western | 3½ pints | 1 - 1½ oz |

OR

ALFALFA* (FOR CONTROL OF ANNUAL GRASSES GROWING FROM SEED ONLY): Apply and incorporate 2½ pints EPTAM 7-E per acre just before planting. Temporary crop stunting and sealing of the first leaves will occur if conditions for germination and growth are not optimum.

*Alfalfa is sensitive to soil residues of Atrazine. Do not use EPTAM 7-E on alfalfa if Atrazine was applied within the previous 12 months.

AND/OR

ALFALFA (ESTABLISHED STANDS): Meter 2¼ to 3½ pints EPTAM 7-E per acre into the irrigation water applied to established stands prior to weed emergence. Use the lower rate on very coarse textured soils. Do not apply within 14 days of harvesting or grazing alfalfa.

LADINO CLOVER (ESTABLISHED STANDS): Meter 2¼ to 3½ pints EPTAM 7-E per acre into the irrigation water applied to established stands prior to weed emergence. Use the lower rate on very coarse textured soils. Do not apply within 45 days of harvesting or grazing.

BEANS, GREEN OR DRY: Do not use EPTAM 7-E on Adzuki beans, cowpeas (blackeye peas, blackeye beans), soybeans, lima beans, Mung beans, Garbanzo beans or other flat-podded beans except Romano. Under abnormal weather conditions, stunting may occur on Gratiot, Michilite, Sanilac, Seafarer, and Seaway varieties. Do not exceed 3½ pints EPTAM 7-E per acre on small white beans or green beans grown on coarse textured soils. Do not exceed 9½ pints EPTAM 7-E per acre per crop.

Fall Application: (Dry Beans, Minnesota and North Dakota only): Apply and incorporate in the late fall before the ground freezes. Use 4½ pints EPTAM 7-E per acre on coarse textured soils and 5½ pints EPTAM 7-E per acre on medium and fine textured soils.

Application At Planting: Apply and incorporate just before planting or meter into the irrigation water before or immediately after planting, 3½ to 4½ pints EPTAM 7-E per acre. Rotary hoe lightly during or shortly after emergence of the beans to break any crust which occurs.

AND/OR

Lay-by

Directed Application: At time of last cultivation for the season apply and incorporate 3½ to 4½ pints EPTAM 7-E per acre. Apply as a directed spray to the soil at the base of the plants before bean pods start to form. Do not feed or pasture vines to livestock within 45 days after application.

OR

Irrigation Application (Dry Beans Only): Meter 3½ to 4½ pints of EPTAM 7-E per acre into the irrigation water after clean cultivation. Apply before bean pods start to form. Do not feed or pasture vines to livestock until 45 days after application.

TANK MIXTURES:

| EPTAM 7-E TANK MIXTURES FOR BEANS IN NORTHERN REGION. REFER TO TANK MIXTURE SECTION FOR USE DIRECTIONS. | |
|------------------------------------------------------------------------------------------------------------|---------------------|
| PRODUCTS | COMMENTS |
| EPTAM 7-E/Treflan E.C. | Green and Dry Beans |
| EPTAM 7-E/Dual 8-E | Dry beans only |
| EPTAM 7-E/Lasso 4-E | Dry beans only |
| EPTAM 7-E/Prowl 4-E | Dry beans only |
| EPTAM 7-E/Sonalan E.C. | Dry beans only |

CASTOR BEANS: Apply and incorporate 2½ pints EPTAM 7-E per acre immediately after planting. Use a rotary hoe for incorporation. Early cultivation after EPTAM 7-E application enhances weed control.

POTATOES, IRISH: Do not exceed 14 pints EPTAM 7-E per acre per crop. The Superior variety potato is sensitive to EPTAM 7-E and under stress conditions, early season stunting may occur.

Fall Application: (Minnesota, North Dakota): Apply and incorporate in the late fall before the ground freezes. Use 5½ pints EPTAM 7-E per acre on coarse textured soils and 7 pints EPTAM 7-E per acre on medium and fine textured soils.

Preplant

Apply and incorporate 3½ to 7 pints EPTAM 7-E per acre. For quackgrass and nutsedge control use the higher rate.

OR

Drag-off (Come up, Weeding Time)

Apply and incorporate 3½ to 7 pints EPTAM 7-E per acre. For nutsedge control use the higher rate. The field first must be "dragged-off", followed by EPTAM 7-E application and incorporation. Use spiked-tooth harrows or cultivation equipment for incorporation.


OR

Lay-by

Apply and incorporate 3½ to 4½ pints EPTAM 7-E per acre to clean cultivated soil after potato plants have emerged from the soil. Do not apply within 45 days of harvest.

APPLICATION RATES:
Use the appropriate rates of EPTAM 7-E and Metribuzin (Sencor, Lexone) as indicated in the following table:

| | APPLICATION RATES PER BROADCAST ACRE | |
|-------------------------------------------------------------------|--------------------------------------|----------------------------------------|
| | Pints EPTAM 7-E | Pounds Active Ingredient of Metribuzin |
| COARSE SOILS Sand Sandy loam Loamy sand | 3½ | 0.25 |
| FINE SOILS Loam Silt Loam Sandy clay Clay loam | 4½ | 0.25 to 0.5 |



**EPTAM 7-E AND METRIBUZIN HERBICIDE TANKMIX
(SPRINKLER APPLICATION ONLY)
For Control of Weeds in Irish Potatoes—Pacific Northwest and
Northern Regions**

A tankmix combination of EPTAM 7-E and Metribuzin (Sencor or Lexone) can be applied to Irish potatoes to provide a broader spectrum of weed control than either product used separately.

Before using EPTAM 7-E and Metribuzin (Sencor, Lexone) as a tankmix, read both the EPTAM 7-E and Metribuzin (Sencor, Lexone) labels carefully. Observe all cautions and limitations on labeling of both products.

**Additional Weeds Controlled by The Tank Mixture of
EPTAM 7-E and Metribuzin**

| | | |
|-------------------------------|------------------------|------------|
| Annual Grasses | | |
| Panicum, Fall | Panicum, Texas | Witchgrass |
| Annual Broadleaf Weeds | | |
| Cocklebur | Pennsylvania Smartweed | |
| Cutleaf Nightshade | Prickly Sida | |
| Jimsonweed | Ragweed, Common | |
| Lambsquarters, Common | Sicklepod | |
| Hairy Nightshade | Wild Mustard | |

DIRECTIONS FOR USE

Sprinkler Application: Apply through irrigation sprinkler system after planting as a preemergence application or as an early postemergence application up to 6 inch tall potatoes. Use the appropriate rate of EPTAM 7-E and Metribuzin (Sencor, Lexone) as indicated in the following table.

Premix the desired rate of Metribuzin (Sencor, Lexone) in the holding tank in 4 to 5 parts water to 1 part chemical. Add EPTAM 7-E last. Meter the chemical-water mixture into the sprinkler system at a rate proportionate to the acreage to be covered. For center pivot systems, apply 1/2 to 3/4 inch of water per acre. For solid set, wheel lines or hand lines, moisten the soil surface lightly first, then apply the herbicide mixture in 1/2 to 1 inch of water per acre. For best results, the soil should be wetted to a depth of 3-4 inches.

AND/OR

Irrigation: Meter up to 3 1/2 pints EPTAM 7-E per acre into the irrigation water after clean cultivation. Do not apply within 45 days of harvest.

TANK MIXTURES:

EPTAM 7-E TANK MIXTURES FOR POTATOES IN NORTHERN REGION.

REFER TO TANK MIXTURE SECTION FOR USE DIRECTIONS.

PRODUCTS

EPTAM 7-E/Metribuzin

EPTAM 7-E/Matrix*

SAFFLOWER: Apply and incorporate 3 1/2 pints EPTAM 7-E per acre just before planting.

SUGAR BEETS:

Fall Application (Minnesota, North Dakota): Apply and incorporate in the late fall before the ground freezes. Use 2 1/2 pints EPTAM 7-E per acre on coarse textured soils and 3 1/2 pints EPTAM 7-E per acre on medium and fine textured soils.

Preplant (Iowa, Eastern Nebraska, North Dakota, South Dakota, Minnesota, Michigan): Apply and incorporate 2 1/2 pints EPTAM 7-E per acre on coarse textured soils, or 3 1/2 pints per acre on medium and fine textured soils just before planting. Injury will occur if conditions for germination and growth are not optimum.

OR

Postemergence (After the First True Leaves Have Formed)

Irrigation Water: Meter 2 1/2 to 3 1/2 pints EPTAM 7-E per acre into the first irrigation applied after the last cultivation for the season.

Incorporation: Apply 3 1/2 pints EPTAM 7-E per acre after thinning and clean cultivation and incorporate to a depth of 2 to 3 inches. Treatment may be used following a fall application of EPTAM 7-E at recommended rates.

OR

Subsurface Injection: Apply 3 1/2 pints EPTAM 7-E per broadcast acre, or in band treatment (using 2 shanks per row 5 1/2 inches apart centered on the drill row with rows 22 inches apart) use 1 1/2 pints EPTAM 7-E per acre. Prior to application, a clean cultivation must be made for all existing weed growth to be destroyed.

TANK MIXTURES:

| EPTAM 7-E TANK MIXTURES FOR SUGAR BEETS IN NORTHERN REGION. | |
|------------------------------------------------------------------------|-------------------------------------------------------------------------|
| REFER TO TANK MIXTURE SECTION FOR USE DIRECTIONS. | |
| PRODUCTS | COMMENTS |
| EPTAM 7-E/ RO-NEET 6-E | Michigan, Minnesota, Ohio and Red River Valley of North Dakota only. |

SUNFLOWER:

Spring Application (Colorado, Kansas, Minnesota, Nebraska, North Dakota, South Dakota): Apply and incorporate 2½ to 3½ pints EPTAM 7-E per acre just before planting. Use the lower rate on lighter soil.

Fall Application (Minnesota, North Dakota): Apply and incorporate in the late fall before the ground freezes. Use 4½ pints EPTAM 7-E per acre on coarse textured soils and 5½ pints EPTAM 7-E per acre on medium and fine textured soils.

TANK MIXTURES:

| EPTAM 7-E TANK MIXTURES FOR SUNFLOWERS IN NORTHERN REGION. REFER TO TANK MIXTURE SECTION FOR USE DIRECTIONS. | |
|--------------------------------------------------------------------------------------------------------------|---------------------------------------------------------------------------|
| PRODUCTS | COMMENTS |
| EPTAM 7-E/ Treflan E.C. | Colorado, Kansas, Minnesota, Nebraska North Dakota and South Dakota only. |

SOUTHEASTERN REGION Recommendations

These recommendations are given as the broadcast (overall) rate of EPTAM 7-E per acre. For band treatment, use proportionately less material per acre depending on the width of band to be treated and the crop row spacing. Do not use band application on rocky ground because thorough incorporation is not possible.

ALFALFA* BIRDSFOOT TREFOL CLOVERS, LESPEDEZA: Do not use EPTAM 7-E if a grass or grain nurse crop is to be planted with the legume. Do not use on white dutch clover. Apply and incorporate 3½ pints EPTAM 7-E per acre just before planting. (For fall seeded alfalfa in South Carolina only, apply and incorporate 1½ pints EPTAM 7-E per acre just before planting.) Temporary crop stunting and sealing of the first leaves will occur if conditions for germination and growth are not optimum (e.g. lack of moisture), and will be relieved by irrigation or adequate rainfall.

*Alfalfa is sensitive to soil residues of Atrazine. Do not use EPTAM on alfalfa if Atrazine was applied within the previous 12 months.

BEANS, GREEN OR DRY: Do not use EPTAM 7-E on Adzuki beans, cowpeas (blackeye peas, blackeye beans), soybeans, lima beans, Mung beans, Garbanzo beans or other flat-podded beans except Romano. Under abnormal weather conditions stunting may occur on Gratiot, Michilite, Sanilac, Seafarer and Seaway varieties. Do not exceed 7 pints EPTAM 7-E per acre per crop.

Sunflowers-(Colorado, Kansas, Minnesota, Nebraska, North Dakota, South Dakota)—Apply and incorporate just before planting, using the rates listed below.

| APPLICATION RATES PER BROADCAST ACRE | | TREFLAN E.C. RATE | |
|--------------------------------------|-----------------------------------------------------------------------------------------------|----------------------------|---------------------------------------------|
| EPTAM 7-E 2½ to 2½ pints | SOIL TYPE Coarse (sand) Coarse (sand) Medium (loam) Fine (clay) All soil types | ORGANIC MATTER CONTENT | COLORADO, KANSAS, NEBRASKA, WESTERN DAKOTAS |
| | | MINNESOTA, EASTERN DAKOTAS | |
| | | 0 to 2% | 1 pint |
| | | 2 to 5% | 1½ to 2 pints |
| | | 0 to 5% | 1½ pints |
| | | 0 to 5% | 2 pints |
| | | 5.1 to 10% | 2 pints |
| | | | 1 pint |
| | | | 1½ to 2 pints |
| | | | 1½ to 1½ pints |
| | | | 1½ pints |
| | | | 2 pints |

| APPLICATION RATES PER BROADCAST ACRE | | |
|--------------------------------------|---------------|-------------------|
| EPTAM 7-E | TREFLAN E.C. | |
| | SOIL TYPE | RATE |
| 3½ pints | Coarse (sand) | 1 pint |
| | Medium (loam) | 1¼ to 1½ pints |
| | Fine (clay) | 1½ pints |

Exposed beet roots should be covered with soil before application to reduce possibility of girdling. Set incorporation machinery to throw treated soil toward the plants in the row. Care should be taken that incorporation machinery does not damage the sugar beet taproot.

AT PLANTING

Preplant (Flat-Planted): Use 3½ pints EPTAM 7-E per acre incorporated just before planting on dry, snap and pole beans. Rotary hoe lightly during or shortly after emergence of the beans to break any crust which occurs.

OR

Subsurface Application: Apply 2¼ pints EPTAM 7-E per acre preplant or at planting. See **DIRECTIONS FOR USE**.

OR

Bed Treatments:

Method A—Apply 3½ pints EPTAM 7-E per acre broadcast and disc in 6 inches deep prior to forming beds and planting.

Method B—Apply 1¼ pints EPTAM 7-E per acre broadcast (do not disc in) immediately ahead of bedding discs. Plant 7 days after treatment.

Method C—Apply as a band treatment (do not disc in) immediately ahead of bedding discs, or as a band treatment to partially formed beds or bed tops immediately in front of the rebedding operation. Use a band rate equivalent to 2¼ pints per acre broadcast. Care should be taken not to fold in treatment.

Example: To apply EPTAM 7-E as an 18 inch band on 36-inch rows, use 1¼ pints per crop acre. Plant 7 days after application.

NOTE: With Methods B and C, if bed shapers (levelers) are used, the bedding up and shaping should be done so that 3 to 4 inches of soil remain over the EPTAM 7-E.


OR

Lay-by

Directed Application: At the time of last cultivation apply and incorporate 3½ pints EPTAM 7-E per acre. Apply as a directed spray to the soil at the base of the plants before bean pods start to form. Do not feed or pasture vines to livestock until 45 days after application.

OR

Irrigation Application (Dry Beans Only): Meter 3½ pints of EPTAM 7-E per acre into the irrigation water after clean cultivation. Apply before bean pods start to form. Do not feed or pasture vines to livestock until 45 days after application.



TANK MIXTURES:

| EPTAM 7-E TANK MIXTURES FOR SUGAR BEETS IN WESTERN REGION. | |
|-------------------------------------------------------------------|------------------|
| REFER TO TANK MIXTURE SECTION FOR USE DIRECTIONS. | |
| PRODUCTS | COMMENTS |
| EPTAM 7-E/Treflan E.C. | California only. |

TOMATOES: Lay-By Application

(Northern California Counties only, i.e., Butte, Colusa, Contra Costa, Fresno, Glenn, Madera, Merced, Sacramento, San Joaquin, Solano, Stanislaus, Sutter, Yolo and Yuba).

For use on tomatoes at least 3 to 4 inches tall; on clay and clay loam soils only. **DO NOT USE ON SANDY SOILS.**

Apply EPTAM 7-E as a spray to the soil surface at a rate of 3½ pints per acre. Incorporate immediately. For band applications reduce rates proportionately. **DO NOT APPLY WITHIN 2 INCHES OF THE CROP ROW.** Do not use where grain will be planted within 90 days. Do not irrigate for at least 5 days after application. Do not apply within 21 days of harvest.

WALNUTS: After clean cultivation or prior to weed emergence on well established trees, meter 3½ pints EPTAM 7-E per acre into the irrigation water during the entire irrigation period.

TANKMIX COMBINATIONS

For broader spectrum weed control and increased control of certain broadleaf weeds EPTAM 7-E may be tank mixed with the following herbicides. Consult product labels and crop use directions for exact rates and application directions.

EPTAM 7-E/TREFLAN E.C. HERBICIDE TANKMIX
For Weed Control in Beans (Green and Dry)—All Regions, Sugar Beets—California Only, and Sunflowers—Northern Region (MN, SD, ND only)

A tankmix combination of EPTAM 7-E plus Treflan E.C. will give a broader spectrum of weed control than either product used separately.

DIRECTIONS FOR USE

Caution: Read both the EPTAM 7-E and Treflan E.C. labels carefully before using. Observe all cautions and limitations on labeling of both products.

Mixing: Add the recommended rates of both EPTAM 7-E and Treflan E.C. to the spray tank during filling and mix thoroughly. Apply in 10 to 40 gallons of water per acre.

Example: In 18-inch bands on 36-inch rows, use 1½ pints per crop acre. See **DIRECTIONS FOR USE.**

OR

Before Planting and Before Bed Formation: Band application: Apply as a band, equivalent to 3½ pints per acre broadcast basis. Cover with 3 to 4 inches of soil with bedding discs, middle busters or other suitable bed making equipment. Care should be taken not to fold in the band treatment.

OR

After Planting But Before Bed Formation: Apply 1½ pints EPTAM 7-E per broadcast acre over planted crop and bed up immediately with bedding discs set to cover 3 to 4 inches of soil.

OR

After Planting and After Bed Formation: Apply EPTAM 7-E as a band at a rate equivalent to 3½ pints per acre, broadcast basis. Rebed immediately after application with bedding discs set to cover with 3 to 4 inches of soil. Care should be taken not to fold in the band treatment.

OR

After Planting and After Bed Formation: Apply 1½ pints EPTAM 7-E per broadcast acre. Rebed immediately after application with bedding discs set to cover with 3 to 4 inches of soil.

OR

DRAG-OFF (Come up, Weeding Time)

Apply EPTAM 7-E as a band treatment after drag-off, at a rate equivalent to 3½ pints per acre (broadcast basis) and cover with bedding discs set to cover with 3 to 4 inches of soil. Care should be taken not to fold in the band treatment.

OR

POSTEMERGENCE—Lay-by

Incorporation: Apply and incorporate EPTAM 7-E at a rate equivalent to 3½ pints per acre (broadcast basis) after potato plants have emerged from the soil. Apply as a directed spray to the soil in bands on both sides of the row.

Immediately cover the EPTAM with 3 to 4 inches of soil by rebedding with bedding discs. Care should be taken not to fold in the band treatment.

Example: Apply 2½ pints EPTAM 7-E per crop acre as a directed spray to the soil in 12-inch bands on both sides of 36-inch rows. Do not apply within 45 days of harvest.

OR

Irrigation: Meter 3½ pints EPTAM 7-E per acre into the irrigation water after clean cultivation. Do not apply within 45 days of harvest.



TANK MIXTURES:

EPTAM 7-E TANK MIXTURE FOR POTATOES IN SOUTHEASTERN REGION.

REFER TO TANK MIXTURE SECTION FOR USE DIRECTIONS.

PRODUCTS

EPTAM 7-E/Matrix

SOUTHWESTERN REGION

Recommendations

These recommendations are given as the broadcast (overall) rate of EPTAM 7-E per acre. For band treatment, use proportionately less material per acre depending on the width of band to be treated and the crop row spacing. Do not use band application on rocky ground because thorough incorporation is not possible.

ALFALFA*, BIRDSFOOT TREFOIL, CLOVERS, LESPEDEZA: Do not use EPTAM 7-E if a grass or grain nurse crop is to be planted with the legume. Do not use on white dutch clover. Apply and incorporate 3½ pints EPTAM 7-E per acre just before planting. Temporary crop stunting and sealing of the first leaves will occur if conditions for germination and growth are not optimum (e.g. lack of moisture), and will be relieved by irrigation or adequate rainfall.

*Alfalfa is sensitive to soil residues of Atrazine. Do not use EPTAM 7-E on alfalfa if Atrazine was applied within the previous 12 months.

AND/OR

ALFALFA (ESTABLISHED STANDS): Meter 2½ to 3½ pints EPTAM 7-E per acre into the irrigation water applied to established stands prior to weed emergence. Use the lower rate on very coarse textured soils. Do not apply within 14 days of harvesting or grazing alfalfa.

LADINO CLOVER (ESTABLISHED STANDS): Meter 2½ to 3½ pints EPTAM 7-E per acre into the irrigation water applied to established stands prior to weed emergence. Use the lower rate on very coarse textured soils. Do not apply within 45 days of harvesting or grazing.

BEANS, GREEN OR DRY: Do not use EPTAM 7-E on Adzuki beans, cowpeas (blackeye peas, blackeye beans), soybeans, lima beans, Mung beans, Garbanzo beans or other flat-podded beans except Romano. Under abnormal weather conditions, stunting may occur on Gratiot, Michilite, Sanilac, Seafarer, and Seaway varieties. Do not exceed 7 pints EPTAM 7-E per acre per crop.

BEFORE OR AT PLANTING

Preplant (Flat-Planted): Apply and incorporate 3½ pints EPTAM 7-E per acre just before planting. Rotary hoe lightly

POTATO, IRISH: Do not exceed 14 pints EPTAM 7-E per acre per crop.

Preplant: Apply and incorporate 3½ pints of EPTAM 7-E per acre just before planting. For northern California counties (Lassen, Modoc, Shasta, Siskiyou) only: Apply and incorporate just before planting 3½ to 7 pints of EPTAM 7-E per acre; use 4½ pints per acre for quackgrass control and 7 pints per acre for hairy nightshade control.

Drag-off: Apply and incorporate 3½ pints EPTAM 7-E per acre. The field first must be dragged-off, then EPTAM 7-E applied and incorporated. Use spike-tooth harrows or cultivation equipment for incorporation.

AND/OR

Lay-by

Incorporation: Apply and incorporate 3½ to 4½ pints EPTAM 7-E per acre after potato plants have emerged from the soil. (Use lower rate on coarse textured soils). Apply as a direct spray to the soil. Do not apply within 30 days of harvest.

OR

Irrigation: Meter 3½ pints EPTAM 7-E per acre into the irrigation water after clean cultivation. Do not apply within 30 days of harvest.

EPTAM 7-E TANK MIXTURES FOR POTATOES IN WESTERN REGION.

REFER TO TANK MIXTURE SECTION FOR USE DIRECTIONS.

PRODUCTS

EPTAM 7-E/Matrix

SAFFLOWER: Apply and incorporate 3½ pints EPTAM 7-E per acre just before planting.

SUGAR BEETS—Postemergence (After First True Leaves Have Formed).


Incorporation: Apply 3½ pints EPTAM 7-E per acre after thinning and clean cultivation and incorporate to a depth of 2 to 3 inches.

OR

Irrigation Water: Meter 2½ to 3½ pints EPTAM 7-E per acre into the first irrigation applied after the last cultivation for the season. Two applications of 2½ pints each should be made when beets are to be carried in the ground longer than the normal growing season.

OR

Subsurface Injection: Apply 3½ pints EPTAM 7-E per broadcast acre, or in band treatment (using 2 shanks per row 5½ inches apart, centered on the drill row) use 1½ pints EPTAM 7-E per acre. Prior to application, a clean cultivation must be made for all existing weed growth to be destroyed. See DIRECTIONS FOR USE.



OR

Subsurface Application: Apply 3½ pints EPTAM 7-E per acre preplant, just before planting or at planting. See **DIRECTIONS FOR USE.**

AND/OR

Lay-by

Directed Application: At time of last cultivation for the season, apply and incorporate 3½ to 4½ pints EPTAM 7-E per acre for grass and broadleaf control. Apply as a directed spray to the soil at the base of the plants before bean pods start to form. Do not feed or pasture vines to livestock until 45 days after application.

OR

Subsurface Application: Prior to application, a clean cultivation must be made for all existing weed growth to be destroyed. Apply 3½ pints EPTAM 7-E per broadcast acre or in a band treatment (using 2 shanks per row 5½ inches apart, centered on the drill row with rows 38 inches apart) use 1½ pints per acre. See **DIRECTIONS FOR USE.**

OR

Irrigation Application (Dry Beans Only): Meter 3½ to 4½ pints of EPTAM 7-E per acre into the irrigation water after clean cultivation. Apply before bean pods start to form. Do not feed or pasture vines to livestock until 45 days after application.

TANK MIXTURES:

| EPTAM 7-E TANK MIXTURES FOR BEANS IN WESTERN REGION. | |
|------------------------------------------------------|---------------------|
| REFER TO TANK MIXTURE SECTION FOR USE DIRECTIONS. | |
| PRODUCTS | COMMENTS |
| EPTAM 7-E/Treflan E.C. | Green and Dry Beans |
| EPTAM 7-E/Lasso 4-E | Dry beans only |
| EPTAM 7-E/Prowl 4-E | Dry beans only |
| EPTAM 7-E/Sonalan E.C. | Dry beans only |

CITRUS NURSERY STOCK AND YOUNG FIELD PLANTINGS (NON-BEARING ORANGE, GRAPEFRUIT, AND LEMON GROVES): After lining out, apply 3½ to 7 pints EPTAM 7-E per acre as directed spray to the soil. Incorporate with cultivation equipment, i.e., tree hoes and rotary hoes.

CITRUS (ORANGES, TANGERINES, GRAPEFRUIT, AND LEMONS): After clean cultivation or prior to weed emergence in bearing citrus, apply 3½ pints EPTAM 7-E per acre by flood or furrow irrigation. Do not exceed 10½ pints total EPTAM 7-E per acre per year when multiple applications are made. Do not apply within 14 days of harvest.

during or shortly after emergence of the beans to break any crust which occurs.

OR

Subsurface Application: Apply 3½ pints EPTAM 7-E per acre preplant, or at planting. See **DIRECTIONS FOR USE.**

OR

Lay-by

Directed Application: At the time of the last cultivation, apply and incorporate 3½ pints of EPTAM 7-E per acre. Apply as a directed spray to the soil at the base of the plants before bean pods start to form. Do not feed or pasture vines to livestock until 45 days after application.

OR

Irrigation Application (Dry Beans Only): Meter 3½ pints of EPTAM 7-E per acre into the irrigation water after clean cultivation. Apply before bean pods start to form. Do not feed or pasture vines to livestock until 45 days after application.

TANK MIXTURES:



| EPTAM 7-E TANK MIXTURES FOR BEANS IN SOUTHWESTERN REGION. | |
|-----------------------------------------------------------|---------------------|
| REFER TO TANK MIXTURE SECTION FOR USE DIRECTIONS. | |
| PRODUCTS | COMMENTS |
| EPTAM 7-E/Treflan E.C. | Green and Dry beans |
| EPTAM 7-E/Lasso 4-E | Dry beans only |
| EPTAM 7-E/Prowl 4-E | Dry beans only |
| EPTAM 7-E/Sonalan E.C. | Dry beans only |

CITRUS NURSERY STOCK AND YOUNG FIELD PLANTINGS (NON-BEARING ORANGE AND GRAPEFRUIT GROVES): After lining out, apply 3½ to 7 pints EPTAM 7-E per acre as a directed spray to the soil. Incorporate with cultivation equipment, i.e., tree hoes and rotary hoes.

CITRUS (ORANGES, TANGERINES, GRAPEFRUIT): AFTER CLEAN CULTIVATION OR PRIOR TO WEED EMERGENCE in bearing citrus, apply 3½ pints EPTAM 7-E per acre by flood or furrow irrigation. Meter EPTAM 7-E into the water during the entire irrigation period. Do not apply within 15 days of harvest.

COTTON: Non-irrigated Areas Only:

Application After Stand is Established: Apply 2½ pints EPTAM 7-E per broadcast acre. Use specially designed injector units or sweeps for application. If incorporated application is to be made, use power driven rotary tillers set to a depth of 2 to 3 inches. Apply after cotton has 2 to 4 leaves. Do not apply after first bolls open. DO NOT APPLY CLOSER THAN 4 INCHES EITHER SIDE OF THE COTTON DRILL.



NOTE: Tandem discs may be used for incorporation in the skips of skip row cotton.

Cotton is susceptible to injury from EPTAM 7-E. Follow directions for use carefully to avoid crop injury.

PINE SEEDLING NURSERIES (LOBLOLLY, SLASH, LONGLEAF, SHORTLEAF): Apply and incorporate 7 pints EPTAM 7-E per acre 14 days prior to seeding.

POTATOES, IRISH: Do not exceed 7 pints EPTAM 7-E per acre per crop.

PREPLANT: Apply and incorporate 3½ to 7 pints EPTAM 7-E per acre just before planting.

OR

DRAG-OFF (Come up, Weeding Time)

Incorporation: Apply and incorporate 3½ to 7 pints EPTAM 7-E per acre. For nutsedge control, use the higher rate. The field first must be "dragged-off", followed by EPTAM 7-E application and incorporation. Use spiked-tooth harrows or cultivation equipment for incorporation.

AND/OR

Lay-by

Incorporation: Apply and incorporate 3½ to 7 pints EPTAM 7-E per acre after potato plants have emerged from the soil. Do not apply within 45 days of harvest.

OR

Irrigation: Meter up to 3½ pints EPTAM 7-E per acre into the irrigation water after clean cultivation. Do not apply within 45 days of harvest.

TANK MIXTURES:

EPTAM 7-E TANK MIXTURE FOR POTATOES IN SOUTHWESTERN REGION.

REFER TO TANK MIXTURE SECTION FOR USE DIRECTIONS.

PRODUCTS

EPTAM 7-E/Matrix

SUGAR BEETS—POSTTHINNING:

Irrigation Water: Meter 2½ to 3½ pints EPTAM 7-E per acre into the first irrigation applied after the last cultivation for the season.

OR

Incorporation: Apply and incorporate 2½ pints EPTAM 7-E per acre after thinning and clean cultivation and incorporate to a depth of 2 to 3 inches.

Temporary crop stunting and sealing of the first leaves will occur if conditions for germination and growth are not optimum (e.g. lack of moisture), and will be relieved by irrigation or adequate rainfall.

OR

ALFALFA*: Meter 2½ to 4½ pints EPTAM 7-E per acre into the irrigation water that is applied immediately after planting or during stand establishment. Use the lower rate on very coarse textured soils. Temporary crop stunting and sealing of the first leaves will occur if conditions for germination and growth are not optimum. Do not apply within 14 days of harvesting or grazing alfalfa.

Do not use EPTAM 7-E preemergence on rill irrigated (corrugated) alfalfa.

*Alfalfa is sensitive to soil residues of Atrazine. Do not use EPTAM 7-E on alfalfa if Atrazine was applied within the previous 12 months.

AND/OR

ALFALFA (ESTABLISHED STANDS): Meter 2½ to 3½ pints EPTAM 7-E per acre into the irrigation water applied to established stands prior to weed emergence. Use the lower rate on very coarse textured soils. Limit use to one application EPTAM 7-E per cutting. Up to 14 pints EPTAM 7-E per acre per year may be used if applied into the irrigation water. Do not apply within 14 days of harvesting or grazing alfalfa.



LADINO CLOVER (ESTABLISHED STANDS): Meter 2½ to 3½ pints EPTAM 7-E per acre into the irrigation water applied to established stands prior to weed emergence. Use the lower rate on very coarse textured soils. Do not apply within 45 days of harvesting or grazing.

ALMONDS: After making the last cultivation for the season, meter 2½ to 3½ pints EPTAM 7-E per acre into the irrigation water. Do not exceed 7 pints per acre per season. Do not apply within 16 days of harvest.

BEANS, GREEN OR DRY: Do not use EPTAM 7-E on Adzuki beans, cowpeas (blackeye peas, blackeye beans), soybeans, lima beans, Mung beans, Garbanzo beans or other flat-podded beans except Romano. Under abnormal weather conditions stunting may occur on Gratiot, Michilite, Sanilac, Seafarer and Seaway varieties. Do not exceed 8 pints EPTAM 7-E per acre per crop.

PREPLANT/AT PLANTING

Incorporation: Apply and incorporate 3½ pints EPTAM 7-E per acre just before planting. Rotary hoe lightly during or shortly after emergence of the beans to break any crust which occurs.



TANK MIXTURES:

EPTAM 7-E TANK MIXTURES FOR POTATOES IN PACIFIC NORTHWEST REGION.

REFER TO TANK MIXTURE SECTION FOR USE DIRECTIONS.

PRODUCTS

EPTAM 7-E/Metribuzin

EPTAM 7-E/Matrix

SAFFLOWER: Apply and incorporate 3½ pints EPTAM 7-E per acre per crop.

SUGAR BEETS: Postemergence (After The First True Leaves Have Formed): Do not exceed 3½ pints EPTAM 7-E per acre per crop except for irrigation applications where 2 applications of 3½ pints may be made.

Incorporation: Apply 3½ pints EPTAM 7-E per acre after thinning and clean cultivation and incorporate to a depth of 2 to 3 inches.

OR

Irrigation Water: Meter 2¼ to 3½ pints EPTAM 7-E per acre into the irrigation water after clean cultivation. Do not exceed 7 total pints EPTAM 7-E per acre per crop. Do not apply within 49 days of harvest.

OR

Subsurface Injection: Apply 3½ pints EPTAM 7-E per broadcast acre, or in band treatment (using 2 shanks per row 5½ inches apart, centered on the drill row with rows 22 inches apart) use 1½ pints EPTAM 7-E per acre. Prior to application, a clean cultivation must be made for all existing weed growth to be destroyed.

WALNUTS: After clean cultivation or prior to weed emergence on well established trees, meter 3½ pints EPTAM 7-E per acre into the irrigation water during the entire irrigation period.

WESTERN REGION

Recommendations

These recommendations are given as the broadcast (overall) rate of EPTAM 7-E per acre. For band treatment, use proportionately less material per acre depending on the width of band to be treated and the crop row spacing. Do not use band application on rocky ground because thorough incorporation is not possible.

ALFALFA*, BIRDSFOOT TREFOIL, CLOVERS, LESPEDEZA: Do not use EPTAM 7-E if a grass or grain nurse crop is to be planted with the legume. Do not use on white dutch clover. Apply and incorporate 2¼ to 4½ pints EPTAM 7-E per acre just before planting. (Use the lower rate on very coarse textured soils.)

28

PACIFIC NORTHWEST REGION

Recommendations

DIRECTIONS FOR USE

INCORPORATION DIRECTIONS:

EPTAM 7-E must be incorporated into the soil to prevent loss of the herbicide. Whenever possible, application and incorporation should be done in the same operation.

Soil Mixing (Incorporation) Directions:

For semiarid areas of Eastern Washington, Eastern Oregon and Idaho only: When application and incorporation are done in separate operations, EPTAM 7-E must be incorporated the same day as application. Application must be made on a dry soil surface (at least ½ inch deep) free from dew and incidental moisture.

Delay incorporation of dry bulk fertilizers for semiarid areas of Eastern Washington, Eastern Oregon and Idaho only: The application and incorporation of dry bulk fertilizer impregnated with EPTAM 7-E must be carried out on the same day. Application must be made on a dry soil surface (at least ½ inch deep) free from dew and incidental moisture.

Sprinkler incorporation of EPTAM 7-E in the semiarid areas of Eastern Washington, Eastern Oregon and Idaho only: Surface apply EPTAM 7-E after planting. The soil surface should be dry (at least ½ inch deep) and free from dew and incidental moisture. Incorporate using ½ to ¾ inch of water within 36 hours following application. The application and incorporation must be done within five days after the last tillage operation, since poor results will occur if weeds have germinated.

CROP RECOMMENDATIONS

These recommendations are given as the broadcast (overall) rate of EPTAM 7-E per acre. For band treatment, use proportionately less material per acre depending on the width of band to be treated and the crop row spacing. Do not use band application on rocky ground because thorough incorporation is not possible.

ALFALFA*, BIRDSFOOT TREFOIL, CLOVERS, LESPEDEZA: Do not use EPTAM 7-E if grass or grain nurse crop is to be planted with the legume. Do not use on white dutch clover. Apply and incorporate 2¼ to 4½ pints EPTAM 7-E per acre just before planting. (Use lower rate on very coarse textured soils.) Temporary crop stunting and sealing of the first leaves will occur if conditions for germination and growth are not optimum (e.g. lack of moisture), and will be relieved by irrigation or adequate rainfall.

OR

ALFALFA*: Meter 2¼ to 4½ pints EPTAM 7-E per acre into the irrigation water that is applied immediately after planting or during stand establishment. Applications made late summer

• 25

• 26

• 27

• 28

• 29

• 30

• 31

• 32

• 33

• 34

• 35

• 36

• 37

• 38

• 39

• 40

• 41

• 42

• 43

• 44

• 45

• 46

• 47

• 48

• 49

• 50

or early fall use 2½-4½ pints EPTAM 7-E. Applications made in the spring or early summer use 2X - 3½ pints EPTAM 7-E. Use the lower rate on very coarse textured soils. Temporary crop stunting and sealing of the first leaves will occur if conditions for germination and growth are not optimum. Do not apply within 14 days of harvesting or grazing alfalfa.

*Alfalfa is sensitive to soil residues of Atrazine. Do not use EPTAM 7-E on alfalfa if Atrazine was applied within the previous 12 months.

AND/OR

ALFALFA (ESTABLISHED STANDS): Meter 2¼ to 3½ pints EPTAM 7-E per acre into the irrigation water applied to established stands prior to weed emergence. Use the lower rate on very coarse textured soils. Do not apply within 14 days of harvesting or grazing alfalfa.

LADINO CLOVER (ESTABLISHED STANDS): Meter 2¼ to 3½ pints EPTAM 7-E per acre into the irrigation water applied to established stands prior to weed emergence. Use the lower rate on very coarse textured soils. Do not apply within 45 days of harvesting or grazing.

BEANS, GREEN OR DRY: Do not use EPTAM 7-E on Adzuki beans, cowpeas (blackeye peas, blackeye beans), soybeans, lima beans, Mung beans, Garbanzo beans or other flat-podded beans except Romano. Under abnormal weather conditions, stunting may occur on Gratiot, Michilite, Sanilac, Seafarer, and Seaway varieties. Do not exceed 9 pints EPTAM 7-E per acre per crop.

PREPLANT OR AT PLANTING

Incorporation: Apply and incorporate 3½ to 4½ pints EPTAM 7-E per acre just before planting. Rotary hoe lightly during or shortly after emergence of the beans to break any crust which occurs.

OR

Subsurface Application: Apply 3½ pints EPTAM 7-E per acre preplant, just before planting or at planting. See **DIRECTIONS FOR USE.**

OR

Irrigation Application: Meter 3½-4½ pints EPTAM 7-E per acre into the irrigation water before or immediately after planting. Rotary hoe lightly during or shortly after emergence of the beans to break any crust which occurs.

AND/OR

Lay-by

Directed Application: At time of last cultivation for the season, apply and incorporate 3½ to 4½ pints of EPTAM 7-E per acre for grass and broadleaf control. Apply as a directed spray to the

soil at the base of the plants before bean pods start to form. Do not feed or pasture vines to livestock until 45 days after application.

OR

Subsurface Application: Prior to application, a clean cultivation must be made for all existing weed growth to be destroyed. Apply 3½ pints EPTAM 7-E per broadcast acre or in a band treatment (using 2 shanks per row 5½ inches apart, centered on the drill row with rows 38 inches apart) use 1½ pints per acre. See **DIRECTIONS FOR USE.**

OR

Irrigation Application (Dry Beans Only): Meter 3½ to 4½ pints of EPTAM 7-E per acre into the irrigation water after clean cultivation. Apply before bean pods start to form. Do not feed or pasture vines to livestock until 45 days after application.

TANK MIXTURES:

| EPTAM 7-E TANK MIXTURES FOR BEANS IN PACIFIC NORTHWEST REGION. | |
|-----------------------------------------------------------------------|---------------------|
| REFER TO TANK MIXTURE SECTION FOR USE DIRECTIONS. | |
| PRODUCTS | COMMENTS |
| EPTAM 7-E/Treflan E.C. | Green and Dry beans |
| EPTAM 7-E/Dual 8-E | Dry beans only |
| EPTAM 7-E/Lasso 4-E | Dry beans only |
| EPTAM 7-E/Prowl 4-E | Dry beans only |
| EPTAM 7-E/Sonalan E.C. | Dry beans only |

POTATOES, IRISH: Do not exceed 14 pints EPTAM 7-E per acre per crop.

The use of a Dammer/Diker following EPTAM 7-E application will cause untreated soil to be brought to the surface and may reduce weed control.

PREPLANT: Apply and incorporate just before planting 3½ to 7 pints EPTAM 7-E per acre; use 4½ pints per acre for quackgrass control and 7 pints per acre for hairy nightshade control.

DRAG-OFF (Come up, Weeding Time) INCORPORATION: Apply and incorporate 3½ to 7 pints EPTAM 7-E per acre at drag-off. Use the higher rate for nutsedge control. Use spike-tooth harrows or cultivation equipment for incorporation.

LAY-BY: Apply and incorporate 3½ to 7 pints EPTAM 7-E per acre after potato plants have emerged from the soil. Apply as a directed spray to the soil. Do not apply within 45 days of harvest.

IRRIGATION: Meter 3½ to 7 pints EPTAM 7-E per acre into the irrigation water after clean cultivation. Do not apply within 45 days of harvest.

EPTAM[®] 7-E

STATEMENT OF PRACTICAL TREATMENT

FIRST AID

Immediately start the procedures given below. If further treatment is required, contact a Poison Control Center, a physician, or the nearest hospital.

IF SWALLOWED: Immediately give several glasses of water but **DO NOT** induce vomiting. If vomiting does occur, give fluids again. Have a physician determine if condition of patient will permit induction of vomiting or evacuation of stomach. Do not give anything by mouth to an unconscious or convulsing person.

IF IN EYES: Immediately flush eyes with large amounts of running water for at least 15 minutes. Hold eyelids apart to ensure rinsing of the entire surface of the eye and lids with water. Get medical attention immediately.

IF ON SKIN: Flush all affected areas with plenty of water for several minutes. Seek medical attention if irritation occurs.

IF INHALED: Remove to fresh air. Seek medical attention if respiratory irritation occurs or if breathing becomes difficult.

FOR 24-HOUR EMERGENCY MEDICAL ASSISTANCE, CALL 1-800-F-A-S-T-M-E-D (327-8633).

FOR CHEMICAL EMERGENCY: Spill, leak, fire, exposure, or accident call CHEMTREC 1-800-424-9300.

PRECAUTIONARY STATEMENTS

HAZARDS TO HUMANS AND DOMESTIC ANIMALS

CAUTION

HARMFUL IF SWALLOWED. Avoid contact with skin, eyes, and clothing. Avoid inhalation of spray mist. Do not contaminate food or feed.

Personal Protective Equipment

Some materials that are chemical-resistant to this product are listed below. If you want more options, follow the instructions for category E on an EPA chemical resistance category selection chart.

Applicators and other handlers must wear:

- Long-sleeved shirt and long pants
- Chemical-resistant gloves, such as barrier laminate or nitrile rubber or neoprene rubber or viton
- Shoes plus socks
- Protective eyewear

Follow manufacturer's instructions for cleaning/maintaining PPE. If no such instructions for washables, use detergent and hot water. Keep and wash PPE separately from other laundry.

When handlers use closed systems, enclosed cabs, or aircraft in a manner that meets the requirements listed in the Worker Protection Standard (WPS) for agricultural pesticides [40 CFR 170.240(d)(4-6)], the handler PPE requirements may be reduced or modified as specified in the WPS.

User Safety Recommendations

Users should:

- Wash hands before eating, drinking, chewing gum, using tobacco or using the toilet.
- Remove clothing immediately if pesticide gets inside. Then wash thoroughly and put on clean clothing.
- Remove PPE immediately after handling this product. Wash the outside of gloves before removing. As soon as possible, wash thoroughly and change into clean clothing.

ENVIRONMENTAL HAZARDS

Do not contaminate water when disposing of equipment washwaters. Do not apply directly to water or to areas where surface water is present or to intertidal areas below the mean high water mark.

CONDITIONS OF SALE AND LIMITATION OF WARRANTY AND LIABILITY

NOTICE: Read the entire Directions for Use and Conditions of Sale and Limitation of Warranty and Liability found inside the attached booklet before buying or using this product. If the terms are not acceptable, return the product at once, unopened, and the purchase price will be refunded.

DIRECTIONS FOR USE

It is a violation of Federal law to use this product in a manner inconsistent with its labeling.

Do not apply this product in a way that will contact workers or other persons, either directly or through drift. Only protected handlers may be in the area during application. For any requirements specific to your State or Tribe, consult the agency responsible for pesticide regulation.

AGRICULTURAL USE REQUIREMENTS

Use this product only in accordance with its labeling and with the Worker Protection Standard, 40 CFR part 170. Refer to supplemental labeling (i.e., attached booklet) under "AGRICULTURAL USE REQUIREMENTS" in the DIRECTIONS FOR USE section for information about this standard.

STORAGE AND DISPOSAL

PROHIBITIONS: Do not contaminate water, food or feed by storage or disposal. Open dumping is prohibited.

STORAGE: Keep container tightly closed when not in use. Do not store near seeds, fertilizers or foodstuffs. Can be stored at temperatures as low as minus 50°F.

PESTICIDE DISPOSAL: Wastes resulting from the use of this product may be disposed of on site or at an approved waste disposal facility.

CONTAINER DISPOSAL: Triple rinse (or equivalent). Then offer for recycling or reconditioning, or puncture and dispose of in a sanitary landfill, or by other procedures approved by State and local authorities.

CONTAINER IS NOT SAFE FOR FOOD, FEED, OR DRINKING WATER!

EPTAM[®] is a trademark of a ZENECA Group Company.

© 1992 ZENECA Inc.

Made in U.S.A.

ZENECA Ag Products

ZENECA Inc.
Wilmington, Delaware 19850-5459

NOTIFICATION

MAY 4 1998

04095494
039817

STATEMENT OF PRACTICAL TREATMENT

FIRST AID

Immediately start the procedures given below. If further treatment is required, contact a Poison Control Center, a physician, or the nearest hospital.

IF SWALLOWED: Immediately give several glasses of water but **DO NOT** induce vomiting. If vomiting does occur, give fluids again. Have a physician determine if condition of patient will permit induction of vomiting or evacuation of stomach. Do not give anything by mouth to an unconscious or convulsing person.

IF IN EYES: Immediately flush eyes with large amounts of running water for at least 15 minutes. Hold eyelids apart to ensure rinsing of the entire surface of the eye and lids with water. Get medical attention immediately.

IF ON SKIN: Flush all affected areas with plenty of water for several minutes. Seek medical attention if irritation occurs.

IF INHALED: Remove to fresh air. Seek medical attention if respiratory irritation occurs or if breathing becomes difficult.

FOR 24-HOUR EMERGENCY MEDICAL ASSISTANCE, CALL 1-800-F-A-S-T-M-E-D (327-8633).

FOR CHEMICAL EMERGENCY: Spill, leak, fire, exposure, or accident call CHEMTREC 1-800-424-9300.

PRECAUTIONARY STATEMENTS

HAZARDS TO HUMANS AND DOMESTIC ANIMALS

CAUTION

HARMFUL IF SWALLOWED. Avoid contact with skin, eyes, and clothing. Avoid inhalation of spray mist. Do not contaminate food or feed.

Personal Protective Equipment

Some materials that are chemical-resistant to this product are listed below. If you want more options, follow the instructions for category E on an EPA chemical resistance category selection chart.

Applicators and other handlers must wear:

- Long-sleeved shirt and long pants
- Chemical-resistant gloves, such as barrier laminate or nitrile rubber or neoprene rubber or viton
- Shoes plus socks
- Protective eyewear

Follow manufacturer's instructions for cleaning/maintaining PPE. If no such instructions for washables, use detergent and hot water. Keep and wash PPE separately from other laundry.

When handlers use closed systems, enclosed cabs, or aircraft in a manner that meets the requirements listed in the Worker Protection Standard (WPS) for agricultural pesticides [40 CFR 170.240(d)(4-6)], the handler PPE requirements may be reduced or modified as specified in the WPS.

User Safety Recommendations

Users should:

- Wash hands before eating, drinking, chewing gum, using tobacco or using the toilet.
- Remove clothing immediately if pesticide gets inside. Then wash thoroughly and put on clean clothing.
- Remove PPE immediately after handling this product. Wash the outside of gloves before removing. As soon as possible, wash thoroughly and change into clean clothing.

ENVIRONMENTAL HAZARDS

Do not contaminate water when disposing of equipment washwaters. Do not apply directly to water, or to areas where surface water is present or to intertidal areas below the mean high water mark.

ZENECA Ag Products

EPTAM® 7-E

Selective Herbicide—Emulsifiable Liquid
Multiple Crop Herbicide (for Grass and Weed control)

ACTIVE INGREDIENT

S-ethyl dipropyl ether amine

INERT INGREDIENTS

KEEP OUT OF
REACH OF CHILDREN

Total

Contains 7 pounds active ingredient per gallon

CAUTION

EPA Reg. No. 10182-220

EPA Est. No. 10182-NB-1

See Side Panel for Statement
of Practical Treatment and
Precautionary Statements



Contents: 5 gal (18.9 L)

ZENECA Ag Products

EPTAM 7-E

Selective Herbicide - Emulsifiable Liquid

Multiple Crop Herbicide for Grass and Weed Control

ACTIVE INGREDIENTS:
EPTAM 7-E (7-Ethyl-1,1-dimethyl-3-methylbutylamine)

INERT INGREDIENTS:
Water-soluble emulsifier, surfactant, stabilizer, and other inert ingredients

Contains 2,4-D and other herbicides per gallon

KEEP OUT OF REACH OF CHILDREN

CAUTION

See Data Sheet for Statement of Practical Treatment and Precautionary Statements.

Content: 3 gal (9.47)



CONDITIONS OF SALE AND LIMITATION OF WARRANTY AND LIABILITY

NOTICE: Read the entire Directions for Use, Conditions of Sale and Limitation of Warranty and Liability found in the attached booklet before buying or using this product. If the terms are not acceptable, return the product at once, unopened, and the purchase price will be refunded.

DIRECTIONS FOR USE

It is a violation of Federal law to use this product in a manner inconsistent with its labeling. Do not apply this product in a way that will contact workers or other persons, either directly or through drift, unless they are protected or otherwise authorized by law. For any requirements specific to your State or Tribe, consult the agency responsible for pesticide regulation. Refer to attached booklet for complete Directions for Use.

AGRICULTURAL USE REQUIREMENTS

This product is labeled in accordance with the Worker Protection Standard (40 CFR Part 170). Refer to supplemental labeling (i.e., attached booklet) under "AGRICULTURAL USE REQUIREMENTS" in the DIRECTIONS FOR USE section for information about the standard.

STORAGE AND DISPOSAL

PROHIBITIONS: Do not contaminate water, food, or feed by storage or disposal. Open dumping is prohibited. **STORAGE:** Keep container tightly closed when not in use. Do not store near seeds, fertilizers, or foodstuffs. Can be stored at temperatures as low as minus 5°F.

PESTICIDE DISPOSAL: Wastes resulting from the use of this product may be disposed of on site or at an approved land disposal site. **CONTAINER DISPOSAL:** Triple-rinse (or equivalent). Then offer for recycling or reconditioning, or purchase and dispose of in a secondary landfill, or by other procedures approved by State and local authorities.

Made in U.S.A.

ZENECA Ag Products

ZENECA Inc.
Wilmington, Delaware 19850-6408

EPTAM 7-E is a Registration of a ZENECA Company
©1991 ZENECA Inc.

NOTIFICATION

MAY 4 1998

STATEMENT OF PRACTICAL TREATMENT

Immediately start the procedures given below. If further treatment is required, contact a Poison Control Center, a physician, or the nearest hospital.

IF SWALLOWED: Immediately give several glasses of water but **DO NOT** induce vomiting. If vomiting does occur, stop fluids again. Have a physician determine if condition of patient will permit induction of vomiting.

IF IN EYES: Immediately flush eyes with large amounts of running water for at least 15 minutes. Hold eyes apart to ensure rinsing of the entire surface of the eye and lids with water. Get medical attention immediately.

IF ON SKIN: Flush all affected areas with plenty of water for several minutes. Seek medical attention if irritation persists. Remove to fresh air. Seek medical attention if respiratory irritation occurs or if breathing becomes difficult.

FOR 24-HOUR EMERGENCY MEDICAL ASSISTANCE, CALL 1-800-F-4-S-T-A-I-E-D (373-8433).
FOR CHEMICAL EMERGENCY, SUCH AS, tank, fire, exposures, or accidents call CHEMTREC 1-800-424-9300.

PRECAUTIONARY STATEMENTS

HAZARDS TO HUMANS AND DOMESTIC ANIMALS

CAUTION

HARMFUL IF SWALLOWED. Avoid contact with skin, eyes, and clothing. Avoid inhalation of spray mist. Do not contaminate food or feed.

Personal Protective Equipment

Wear long-sleeved shirt and long pants. Wear protective gloves, long sleeves, and a respirator if you are susceptible to respiratory irritation. Use the instructions for category E on an EPA chemical resistance category selection chart.

- Long-sleeved shirt and long pants
- Chemical-resistant gloves, such as laminar or nitrile rubber or neoprene rubber or viton
- Shoes plus socks
- Protective eyewear

Follow manufacturer's instructions for cleaning/maintaining PPE. If no such instructions for washables, then use detergent and hot water. Keep and wash PPE separately. Wash before reuse. Do not reuse when hands are dirty. When handlers use closed systems, enclosed cabs, or aircraft in a manner that meets the requirements listed in the Worker Protection Standard (WPS) for agricultural pesticides (40 CFR 170.240(g)(4-6)), the handler PPE requirements may be reduced or modified as specified in the WPS.

User Safety Recommendations

Users should

- Wash hands before eating, drinking, chewing gum, using tobacco or using the toilet
- Remove clothing immediately after handling this product. Wash the outside of pants before removing. As soon as possible, wash thoroughly and change into clean clothing.

ENVIRONMENTAL HAZARDS

Do not contaminate water, food, or feed by storage or disposal. Do not apply directly to water, or to areas where surface water is present or to intertidal areas below the mean high water mark.

**CONDITIONS OF SALE
AND LIMITATION OF WARRANTY AND LIABILITY**

NOTICE: Read the entire Directions for Use and Conditions of Sale and Limitation of Warranty and Liability found in the attached booklet before buying or using this product. If the terms are not acceptable, return the product at once, unopened, and the purchase price will be refunded.

DIRECTIONS FOR USE

It is a violation of Federal law to use this product in a manner inconsistent with its labeling. Do not apply this product in a way that will contact workers or other persons, either directly or through drift. Only protected handlers may be in the area during application. For any requirements specific to your State or Tribe, consult the agency responsible for pesticide regulation.
Refer to attached booklet for complete Directions for Use.

AGRICULTURAL USE REQUIREMENTS

Use this product only in accordance with its labeling and with the Worker Protection Standard, 40 CFR part 170. Refer to supplemental labeling (i.e., attached booklet) under "AGRICULTURAL USE REQUIREMENTS" in the DIRECTIONS FOR USE section for information about this standard.

STORAGE AND DISPOSAL

PROHIBITIONS: Do not contaminate water, food, or feed by storage or disposal. Open dumping is prohibited.
STORAGE: Keep container tightly closed when not in use. Do not store near seeds, fertilizers, or food-stuffs. Can be stored at temperatures as low as minus 50°F.
PESTICIDE DISPOSAL: Wastes resulting from the use of this product may be disposed of on site or at an approved waste disposal facility.
CONTAINER DISPOSAL: Triple rinse (or equivalent). Then offer for recycling or reconditioning, or puncture and dispose of in a sanitary landfill, or by other procedures approved by State and local authorities.

EPTAM® is a trademark of a ZENECA Group Company.
©1998 ZENECA Inc.

Made in U.S.A.

ZENECA Ag Products

**ZENECA Inc.
Wilmington, Delaware 19850-5458**

04005504
039817

EPTAM® 7-E

Selective Herbicide - Emulsifiable Liquid

Multiple Crop Herbicide for Grass and Weed Control

ACTIVE INGREDIENT:
S-ethyl d(1-propylthiocarbamate) 87.8%
INERT INGREDIENTS: 12.2%
TOTAL: 100.0%

Contains 7 pounds active ingredient per gallon.
EPA Reg. No. 10182-220
EPA Est. No. 10182-NB-1

KEEP OUT OF REACH OF CHILDREN

CAUTION

STATEMENT OF PRACTICAL TREATMENT

FIRST AID:
Immediately start the procedures given below. If further treatment is required, contact a Poison Control Center, a physician, or the nearest hospital.

IF SWALLOWED: Immediately give several glasses of water but DO NOT induce vomiting. If vomiting does occur, give fluids again. Have a physician determine if condition of patient will permit induction of vomiting or evacuation of stomach. Do not give anything by mouth to an unconscious or convulsing person.

IF IN EYES: Immediately flush eyes with large amounts of running water for at least 15 minutes. Hold eyelids apart to ensure rinsing of the entire surface of the eye and lids with water. Get medical attention immediately.

IF ON SKIN: Flush all affected areas with plenty of water for several minutes. Seek medical attention if irritation occurs.

IF INHALED: Remove to fresh air. Seek medical attention if respiratory irritation occurs or if breathing becomes difficult.

FOR 24-HOUR EMERGENCY MEDICAL ASSISTANCE, CALL 1-800-F-A-S-T-M-E-D (327-8633).
FOR CHEMICAL EMERGENCY: Spill, leak, fire, exposure, or accident call CHEMTREC 1-800-424-9300.

PRECAUTIONARY STATEMENTS

HAZARDS TO HUMANS AND DOMESTIC ANIMALS

CAUTION

HARMFUL IF SWALLOWED. Avoid contact with skin, eyes, and clothing. Avoid inhalation of spray mist. Do not contaminate food or feed.

Personal Protective Equipment

Some materials that are chemical-resistant to this product are listed below. If you want more options, follow the instructions for category E on an EPA chemical resistance category selection chart.

Applicators and other handlers must wear:

- Long-sleeved shirt and long pants
- Chemical-resistant gloves, such as barrier laminate or nitrile rubber or neoprene rubber or viton
- Shoes plus socks
- Protective eyewear

Follow manufacturer's instructions for cleaning/maintaining PPE. If no such instructions for washables, use detergent and hot water. Keep and wash PPE separately from other laundry.

When handlers use closed systems, enclosed cabs, or aircraft in a manner that meets the requirements listed in the Worker Protection Standard (WPS) for agricultural pesticides (40 CFR 170.240(d)(4-6)), the handler PPE requirements may be reduced or modified as specified in the WPS.

User Safety Recommendations

Users should:

- Wash hands before eating, drinking, chewing gum, using tobacco or using the toilet.
- Remove clothing immediately if pesticide gets inside. Then wash thoroughly and put on clean clothing.
- Remove PPE immediately after handling this product. Wash the outside of gloves before removing. As soon as possible, wash thoroughly and change into clean clothing.

ENVIRONMENTAL HAZARDS

Do not contaminate water when disposing of equipment washwaters. Do not apply directly to water, or to areas where surface water is present or to intertidal areas below the mean high water mark.

CONDITIONS OF SALE AND LIMITATION OF WARRANTY AND LIABILITY

NOTICE: Read the entire Directions for Use and Conditions of Sale and Limitation of Warranty and Liability before buying or using this product. If the terms are not acceptable, return the product at once, unopened, and the purchase price will be refunded.

The Directions for Use of this product should be followed carefully. It is impossible to eliminate all risks inherently associated with the use of this product. Crop injury, ineffectiveness or other unintended consequences may result because of such factors as manner of use or application, weather or crop conditions, presence of other materials or other influencing factors in the use of the product, which are beyond the control of ZENECA or Seller. All such risks shall be assumed by Buyer and User, and Buyer and User agree to hold ZENECA and Seller harmless for any claims relating to such factors.

ZENECA warrants that this product conforms to the chemical description on the label and is reasonably fit for the purposes stated in the Directions for Use, subject to the inherent risks referred to above, when used in accordance with directions under normal use conditions. This warranty does not extend to the use of this product contrary to label instructions, or under abnormal conditions or under conditions not reasonably foreseeable to or beyond the control of Seller or ZENECA, and Buyer and User assume the risk of any such use. ZENECA MAKES NO WARRANTIES OF MERCHANTABILITY OR OF FITNESS FOR A PARTICULAR PURPOSE NOR ANY OTHER EXPRESS OR IMPLIED WARRANTY EXCEPT AS STATED ABOVE.

In no event shall ZENECA or Seller be liable for any incidental, consequential or special damages resulting from the use or handling of this product. THE EXCLUSIVE REMEDY OF THE USER OR BUYER, AND THE EXCLUSIVE LIABILITY OF ZENECA AND SELLER FOR ANY AND ALL CLAIMS, LOSSES, INJURIES OR DAMAGES (INCLUDING CLAIMS BASED ON BREACH OF WARRANTY, CONTRACT, NEGLIGENCE, TORT, STRICT LIABILITY OR OTHERWISE) RESULTING FROM THE USE OR HANDLING OF THIS PRODUCT, SHALL BE THE RETURN OF THE PURCHASE PRICE OF THE PRODUCT OR, AT THE ELECTION OF ZENECA OR SELLER, THE REPLACEMENT OF THE PRODUCT.

ZENECA and Seller offer this product, and Buyer and User accept it, subject to the foregoing conditions of sale and limitations of warranty and of liability, which may not be modified except by written agreement signed by a duly authorized representative of ZENECA.

DIRECTIONS FOR USE

It is a violation of Federal law to use this product in a manner inconsistent with its labeling.

Do not apply this product in a way that will contact workers or other persons, either directly or through drift. Only protected handlers may be in the area during application. For any requirements specific to your State or Tribe, consult the agency responsible for pesticide regulation.

REFER TO ATTACHED BOOKLET FOR COMPLETE DIRECTIONS FOR USE.

AGRICULTURAL USE REQUIREMENTS

Use this product only in accordance with its labeling and with the Worker Protection Standard, 40 CFR part 170. Refer to supplemental labeling (i.e., attached booklet) under "AGRICULTURAL USE REQUIREMENTS" in the DIRECTIONS FOR USE section for information about this standard.

STORAGE AND DISPOSAL

PROHIBITIONS: Do not contaminate water, food, or feed by storage or disposal. Open dumping is prohibited.

STORAGE: Keep container tightly closed when not in use. Do not store near seeds, fertilizers or foodstuffs. Can be stored at temperatures as low as minus 50°F.

PESTICIDE DISPOSAL: Wastes resulting from the use of this product may be disposed of on site or at an approved waste disposal facility.

CONTAINER DISPOSAL: Reseal container and offer for reconditioning, or triple rinse (or equivalent) and offer for recycling or reconditioning, or clean in accordance with manufacturer's instructions.

CONTAINER PRECAUTIONS: Before refilling, inspect thoroughly for damage, such as cracks, punctures, bulges, dents, abrasions, and damaged or worn threads on closure devices.

REFILL ONLY WITH EPTAM® 7-E. The contents of this container cannot be completely removed by cleaning. Refilling with materials other than EPTAM 7-E will result in contamination and may weaken container. After filling and before transporting, check for leaks.

Do not refill or transport damaged or leaking container.

CONTAINER IS NOT SAFE FOR FOOD, FEED, OR DRINKING WATER!

EPTAM® is a trademark of a ZENECA Group Company.
©1998 ZENECA Inc.



Made in U.S.A.

ZENECA Ag Products

ZENECA Inc.
Wilmington, Delaware 19850-5458

04004758
039617

FOR BULK TANKS

| | | | |
|------------|----------------|------------|----------------|
| DATE _____ | CONTENTS _____ | DATE _____ | CONTENTS _____ |
| DATE _____ | CONTENTS _____ | DATE _____ | CONTENTS _____ |
| DATE _____ | CONTENTS _____ | DATE _____ | CONTENTS _____ |

NOTIFICATION

MAY 4 1998

36 of 44

EPTAM® 7-E

Herbicide - Emulsifiable Liquid

Herbicide for Grass and Weed Control

Do not apply this product in a way that will contact workers or other persons, either directly or through drift. Only protected handlers may be in the area during application. For any requirements specific to your State or Tribe, consult the agency responsible for pesticide regulation.

REFER TO ATTACHED BOOKLET FOR COMPLETE DIRECTIONS FOR USE.

AGRICULTURAL USE REQUIREMENTS

Use this product only in accordance with its labeling and with the Worker Protection Standard, 40 CFR part 170. Refer to supplemental labeling (i.e., attached booklet) under "AGRICULTURAL USE REQUIREMENTS" in the DIRECTIONS FOR USE section for information about this standard.

STORAGE AND DISPOSAL

PROHIBITIONS: Do not contaminate water, food, or feed by storage or disposal. Open dumping is prohibited.

STORAGE: Keep container tightly closed when not in use. Do not store near seeds, fertilizers or foodstuffs. Can be stored at temperatures as low as minus 50°F.

PESTICIDE DISPOSAL: Wastes resulting from the use of this product may be disposed of on site or at an approved waste disposal facility.

CONTAINER DISPOSAL: Reseal container and offer for reconditioning, or triple rinse (or equivalent) and offer for recycling or reconditioning, or clean in accordance with manufacturer's instructions.

CONTAINER PRECAUTIONS: Before refilling, inspect thoroughly for damage, such as cracks, punctures, bulges, dents, abrasions, and damaged or worn threads on closure devices.

REFILL ONLY WITH EPTAM® 7-E. The contents of this container cannot be completely removed by cleaning. Refilling with materials other than EPTAM 7-E will result in contamination and may weaken container.

After filling and before transporting, check for leaks.

Do not refill or transport damaged or leaking container.

CONTAINER IS NOT SAFE FOR FOOD, FEED, OR DRINKING WATER!

EPTAM® is a trademark of a ZENECA Group Company.

©1998 ZENECA Inc.



Made in U.S.A.

ZENECA Ag Products

ZENECA Inc.
Wilmington, Delaware 19850-5458

0-004758
039817

| | |
|-------|----------------|
| _____ | CONTENTS _____ |
| _____ | CONTENTS _____ |
| _____ | CONTENTS _____ |

EPTAM[®] 7

Selective Herbicide - Emulsifiable Liquid

Multiple Crop Herbicide for Grass and Weed Control

ACTIVE INGREDIENT:

S-ethyl dipropylthiocarbamate 87.8%

INERT INGREDIENTS: 12.2%**TOTAL:** 100.0%

Contains 7 pounds active ingredient per gallon.

EPA Reg. No. 10182-220

EPA Est. No. 10182-NB-1

KEEP OUT OF REACH OF CHILDREN

CAUTION

STATEMENT OF PRACTICAL TREATMENT

FIRST AID:

Immediately start the procedures given below. If further treatment is required, contact a Poison Control Center, a physician, or the nearest hospital.

IF SWALLOWED: Immediately give several glasses of water but **DO NOT** induce vomiting. If vomiting does occur, give fluids again. Have a physician determine if condition of patient will permit induction of vomiting or evacuation of stomach. Do not give anything by mouth to an unconscious or convulsing person.

IF IN EYES: Immediately flush eyes with large amounts of running water for at least 15 minutes. Hold eyelids apart to ensure rinsing of the entire surface of the eye and lids with water. Get medical attention immediately.

IF ON SKIN: Flush all affected areas with plenty of water for several minutes. Seek medical attention if irritation occurs.

IF INHALED: Remove to fresh air. Seek medical attention if respiratory irritation occurs or if breathing becomes difficult.

FOR 24-HOUR EMERGENCY MEDICAL ASSISTANCE, CALL 1-800-F-A-S-T-M-E-D (327-8633).

FOR CHEMICAL EMERGENCY: Spill, leak, fire, exposure, or accident call CHEMTREC 1-800-424-9300.

PRECAUTIONARY STATEMENTS

HAZARDS TO HUMANS AND DOMESTIC ANIMALS

CAUTION

HARMFUL IF SWALLOWED. Avoid contact with skin, eyes, and clothing. Avoid inhalation of spray mist. Do not contaminate food or feed.

Personal Protective Equipment

Some materials that are chemical-resistant to this product are listed below. If you want more options, follow the instructions for category E on an EPA chemical resistance category selection chart.

Applicators and other handlers must wear:

- Long-sleeved shirt and long pants
- Chemical-resistant gloves, such as barrier laminate or nitrile rubber or neoprene rubber or viton
- Shoes plus socks
- Protective eyewear

Follow manufacturer's instructions for cleaning/maintaining PPE. If no such instructions for washables, use detergent and hot water. Keep and wash PPE separately from other laundry.

When handlers use closed systems, enclosed cabs, or aircraft in a manner that meets the requirements listed in the Worker Protection Standard (WPS) for agricultural pesticides [40 CFR 170.240(d)(4-6)], the handler PPE requirements may be reduced or modified as specified in the WPS.

User Safety Recommendations**Users should:**

- Wash hands before eating, drinking, chewing gum, using tobacco or using the toilet.
- Remove clothing immediately if pesticide gets inside. Then wash thoroughly and put on clean clothing.
- Remove PPE immediately after handling this product. Wash the outside of gloves before removing. As soon as possible, wash thoroughly and change into clean clothing.

ENVIRONMENTAL HAZARDS

Do not contaminate water when disposing of equipment washwaters. Do not apply directly to water, or to areas where surface water is present or to intertidal areas below the mean high water mark.

CONDITIONS OF SALE AND LIMITATION OF WARRANTY AND LIABILITY

NOTICE: Read the entire Directions for Use and Conditions of Sale and Limitation of Warranty and Liability before buying or using this product. If the terms are not acceptable, return the product at once, unopened, and the purchase price will be refunded.

The Directions for Use of this product should be followed carefully. It is impossible to eliminate all risks inherently associated with the use of this product. Crop injury, ineffectiveness or other unintended consequences may result because of such factors as manner of use or application, weather or crop conditions, presence of other materials or other influencing factors in the use of the product, which are beyond the control of ZENECA or Seller. All such risks shall be assumed by Buyer and User, and Buyer and User agree to hold ZENECA and Seller harmless for any claims relating to such factors.

ZENECA warrants that this product conforms to the chemical description on the label and is reasonably fit for the purposes stated in the Directions for Use, subject to the inherent risks referred to above, when used in accordance with directions under normal use conditions. This warranty does not extend to the use of this product contrary to label instructions, or under abnormal conditions or under conditions not reasonably foreseeable to or beyond the control of Seller or ZENECA, and Buyer and User assume the risk of any such use. ZENECA MAKES NO WARRANTIES OF MERCHANTABILITY OR OF FITNESS FOR A PARTICULAR PURPOSE NOR ANY OTHER EXPRESS OR IMPLIED WARRANTY EXCEPT AS STATED ABOVE.

In no event shall ZENECA or Seller be liable for any incidental, consequential or special damages resulting from the use or handling of this product. **THE EXCLUSIVE REMEDY OF THE USER OR BUYER, AND THE EXCLUSIVE LIABILITY OF ZENECA AND SELLER FOR ANY AND ALL CLAIMS, LOSSES, INJURIES OR DAMAGES (INCLUDING CLAIMS BASED ON BREACH OF WARRANTY, CONTRACT, NEGLIGENCE, TORT, STRICT LIABILITY OR OTHERWISE) RESULTING FROM THE USE OR HANDLING OF THIS PRODUCT, SHALL BE THE RETURN OF THE PURCHASE PRICE OF THE PRODUCT OR, AT THE ELECTION OF THE PURCHASER OF THE PRODUCT, THE REPLACEMENT OF THE PRODUCT.**

ZENECA and Seller offer this product, and Buyer and User accept it, subject to the foregoing conditions of sale and limitations of warranty and of liability, which may not be modified except by written agreement signed by a duly authorized representative of ZENECA.

DIRECTIONS FOR USE:

It is a violation of Federal law to use this product in a manner inconsistent with its labeling.

FOR BULK TANKS

| | | |
|------------|----------------|------------|
| DATE _____ | CONTENTS _____ | DATE _____ |
| DATE _____ | CONTENTS _____ | DATE _____ |
| DATE _____ | CONTENTS _____ | DATE _____ |

EPTAM® 7-E

Selective Herbicide - Emulsifiable Liquid

Multiple Crop Herbicide for Grass and Weed Control

ACTIVE INGREDIENT:
S-ethyl dipropylthiocarbamate..... 87.8%
INERT INGREDIENTS:..... 12.2%
TOTAL:..... 100.0%
Contains 7 pounds active ingredient per gallon.
EPA Reg. No. 10182-220

EPA Est. No. _____

KEEP OUT OF REACH OF CHILDREN

CAUTION

STATEMENT OF PRACTICAL TREATMENT

FIRST AID:

Immediately start the procedures given below. If further treatment is required, contact a Poison Control Center, a physician, or the nearest hospital.

IF SWALLOWED: Immediately give several glasses of water but DO NOT induce vomiting. If vomiting does occur, give fluids again. Have a physician determine if condition of patient will permit induction of vomiting or evacuation of stomach. Do not give anything by mouth to an unconscious or convulsing person.

IF IN EYES: Immediately flush eyes with large amounts of running water for at least 15 minutes. Hold eyelids apart to ensure rinsing of the entire surface of the eye and lids with water. Get medical attention immediately.

IF ON SKIN: Flush all affected areas with plenty of water for several minutes. Seek medical attention if irritation occurs.

IF INHALED: Remove to fresh air. Seek medical attention if respiratory irritation occurs or if breathing becomes difficult.

FOR 24-HOUR EMERGENCY MEDICAL ASSISTANCE, CALL 1-800-F-A-S-T-M-E-D (327-8633).

FOR CHEMICAL EMERGENCY: Spill, leak, fire, exposure, or accident call CHEMTREC 1-800-424-9300.

PRECAUTIONARY STATEMENTS

HAZARDS TO HUMANS AND DOMESTIC ANIMALS

CAUTION

HARMFUL IF SWALLOWED. Avoid contact with skin, eyes, and clothing. Avoid inhalation of spray mist. Do not contaminate food or feed.

Personal Protective Equipment

Some materials that are chemical-resistant to this product are listed below. If you want more options, follow the instructions for category E on an EPA chemical resistance category selection chart.

Applicators and other handlers must wear:

- Long-sleeved shirt and long pants
- Chemical-resistant gloves, such as barrier laminate or nitrile rubber or neoprene rubber or viton
- Shoes plus socks
- Protective eyewear

Follow manufacturer's instructions for cleaning/maintaining PPE. If no such instructions for washables, use detergent and hot water. Keep and wash PPE separately from other laundry.

When handlers use closed systems, enclosed cabs, or aircraft in a manner that meets the requirements listed in the Worker Protection Standard (WPS) for agricultural pesticides [40 CFR 170.240(d)(4-6)], the handler PPE requirements may be reduced or modified as specified in the WPS.

User Safety Recommendations

Users should:

- Wash hands before eating, drinking, chewing gum, using tobacco or using the toilet.
- Remove clothing immediately if pesticide gets inside. Then wash thoroughly and put on clean clothing.
- Remove PPE immediately after handling this product. Wash the outside of gloves before removing. As soon as possible, wash thoroughly and change into clean clothing.

ENVIRONMENTAL HAZARDS

Do not contaminate water when disposing of equipment washwaters. Do not apply directly to water, or to areas where surface water is present or to intertidal areas below the mean high water mark.

CONDITIONS OF SALE AND

LIMITATION OF WARRANTY AND LIABILITY

NOTICE: Read the entire Directions for Use and Conditions of Sale and Limitation of Warranty and Liability before buying or using this product. If the terms are not acceptable, return the product at once, unopened, and the purchase price will be refunded.

The Directions for Use of this product should be followed carefully. It is impossible to eliminate all risks inherently associated with the use of this product. Crop injury, ineffectiveness or other unintended consequences may result because of such factors as manner of use or application, weather or crop conditions, presence of other materials or other influencing factors in the use of the product, which are beyond the control of ZENECA or Seller. All such risks shall be assumed by Buyer and User, and Buyer and User agree to hold ZENECA and Seller harmless for any claims relating to such factors.

ZENECA warrants that this product conforms to the chemical description on the label and is reasonably fit for the purposes stated in the Directions for Use, subject to the inherent risks referred to above, when used in accordance with directions under normal use conditions. This warranty does not extend to the use of this product contrary to label instructions, or under abnormal conditions or under conditions not reasonably foreseeable to or beyond the control of Seller or ZENECA, and Buyer and User assume the risk of any such use. ZENECA MAKES NO WARRANTIES OF MERCHANTABILITY OR OF FITNESS FOR A PARTICULAR PURPOSE NOR ANY OTHER EXPRESS OR IMPLIED WARRANTY EXCEPT AS STATED ABOVE.

In no event shall ZENECA or Seller be liable for any incidental, consequential or special damages resulting from the use or handling of this product. THE EXCLUSIVE REMEDY OF THE USER OR BUYER, AND THE EXCLUSIVE LIABILITY OF ZENECA AND SELLER FOR ANY AND ALL CLAIMS, LOSSES, INJURIES OR DAMAGES (INCLUDING CLAIMS BASED ON BREACH OF WARRANTY, CONTRACT, NEGLIGENCE, TORT, STRICT LIABILITY OR OTHERWISE) RESULTING FROM THE USE OR HANDLING OF THIS PRODUCT, SHALL BE THE RETURN OF THE PURCHASE PRICE OF THE PRODUCT OR, AT THE ELECTION OF ZENECA OR SELLER, THE REPLACEMENT OF THE PRODUCT.

ZENECA and Seller offer this product, and Buyer and User accept it, subject to the foregoing conditions of sale and limitations of warranty and of liability, which may not be modified except by written agreement signed by a duly authorized representative of ZENECA.

DIRECTIONS FOR USE

It is a violation of Federal law to use this product in a manner inconsistent with its labeling.

Do not apply this product in a way that will contact workers or other persons, either directly or through drift. Only protected handlers may be in the area during application. For any requirements specific to your State or Tribe, consult the agency responsible for pesticide regulation.

REFER TO ATTACHED BOOKLET FOR COMPLETE DIRECTIONS FOR USE.

AGRICULTURAL USE REQUIREMENTS

Use this product only in accordance with its labeling and with the Worker Protection Standard, 40 CFR part 170. Refer to supplemental labeling (i.e., attached booklet) under "AGRICULTURAL USE REQUIREMENTS" in the DIRECTIONS FOR USE section for information about this standard.

STORAGE AND DISPOSAL

PROHIBITIONS: Do not contaminate water, food, or feed by storage or disposal. Open dumping is prohibited.

STORAGE: Keep container tightly closed when not in use. Do not store near seeds, fertilizers or foodstuffs. Can be stored at temperatures as low as minus 50°F.

PESTICIDE DISPOSAL: Wastes resulting from the use of this product may be disposed of on site or at an approved waste disposal facility.

CONTAINER DISPOSAL: Reseal container and offer for reconditioning, or triple rinse (or equivalent) and offer for recycling or reconditioning, or clean in accordance with manufacturer's instructions.

CONTAINER PRECAUTIONS: Before refilling, inspect thoroughly for damage, such as cracks, punctures, bulges, dents, abrasions, and damaged or worn threads on closure devices.

REFILL ONLY WITH EPTAM® 7-E. The contents of this container cannot be completely removed by cleaning. Refilling with materials other than EPTAM 7-E will result in contamination and may weaken container.

After filling and before transporting, check for leaks.

Do not refill or transport damaged or leaking container.

CONTAINER IS NOT SAFE FOR FOOD, FEED, OR DRINKING WATER!

EPTAM® is a trademark of a ZENECA Group Company.
©1998 ZENECA Inc.

Contents:

Made in U.S.A.
ZENECA, Ag Products

ZENECA Inc.
P.O. Box 1000
Millsboro, Delaware 19966-0100

04004780
039817

NOTIFICATION

MAY 4 1998

EPTAM[®] 7

Selective Herbicide - Emulsifiable Liquid

Multiple Crop Herbicide for Grass and Weed Control

ACTIVE INGREDIENT:
S-ethyl dipropylthiocarbamate..... 87.8%
INERT INGREDIENTS:..... 12.2%
TOTAL:..... 100.0%
Contains 7 pounds active ingredient per gallon.
EPA Reg. No. 10182-220

EPA Est. No. _____

KEEP OUT OF REACH OF CHILDREN

CAUTION

STATEMENT OF PRACTICAL TREATMENT

FIRST AID:

Immediately start the procedures given below. If further treatment is required, contact a Poison Control Center, a physician, or the nearest hospital.

IF SWALLOWED: Immediately give several glasses of water but **DO NOT** induce vomiting. If vomiting does occur, give fluids again. Have a physician determine if condition of patient will permit induction of vomiting or evacuation of stomach. Do not give anything by mouth to an unconscious or convulsing person.

IF IN EYES: Immediately flush eyes with large amounts of running water for at least 15 minutes. Hold eyelids apart to ensure rinsing of the entire surface of the eye and lids with water. Get medical attention immediately.

IF ON SKIN: Flush all affected areas with plenty of water for several minutes. Seek medical attention if irritation occurs.

IF INHALED: Remove to fresh air. Seek medical attention if respiratory irritation occurs or if breathing becomes difficult.

FOR 24-HOUR EMERGENCY MEDICAL ASSISTANCE, CALL 1-800-F-A-S-T-M-E-D (327-8633).

FOR CHEMICAL EMERGENCY: Spill, leak, fire, exposure, or accident call CHEMTREC 1-800-424-9300.

PRECAUTIONARY STATEMENTS

HAZARDS TO HUMANS AND DOMESTIC ANIMALS

CAUTION

HARMFUL IF SWALLOWED. Avoid contact with skin, eyes, and clothing. Avoid inhalation of spray mist. Do not contaminate food or feed.

Personal Protective Equipment

Some materials that are chemical-resistant to this product are listed below. If you want more options, follow the instructions for category E on an EPA chemical resistance category selection chart.

Applicators and other handlers must wear:

- Long-sleeved shirt and long pants
- Chemical-resistant gloves, such as barrier laminate or nitrile rubber or neoprene rubber or viton
- Shoes plus socks
- Protective eyewear

Follow manufacturer's instructions for cleaning/maintaining PPE. If no such instructions for washables, use detergent and hot water. Keep and wash PPE separately from other laundry.

When handlers use closed systems, enclosed cabs, or aircraft in a manner that meets the requirements listed in the Worker Protection Standard (WPS) for agricultural pesticides [40 CFR 170.240(d)(4-6)], the handler PPE requirements may be reduced or modified as specified in the WPS.

User Safety Recommendations

Users should:

- Wash hands before eating, drinking, chewing gum, using tobacco or using the toilet.
- Remove clothing immediately if pesticide gets inside. Then wash thoroughly and put on clean clothing.
- Remove PPE immediately after handling this product. Wash the outside of gloves before removing. As soon as possible, wash thoroughly and change into clean clothing.

ENVIRONMENTAL HAZARDS

Do not contaminate water when disposing of equipment washwaters. Do not apply directly to water, or to areas where surface water is present or to intertidal areas below the mean high water mark.

CONDITIONS OF SALE AND

LIMITATION OF WARRANTY AND LIABILITY

NOTICE: Read the entire Directions for Use and Conditions of Sale and Limitation of Warranty and Liability before buying or using this product. If the terms are not acceptable, return the product at once, unopened, and the purchase price will be refunded.

The Directions for Use of this product should be followed carefully. It is impossible to eliminate all risks inherently associated with the use of this product. Crop injury, ineffectiveness or other unintended consequences may result because of such factors as manner of use or application, weather or crop conditions, presence of other materials or other influencing factors in the use of the product, which are beyond the control of ZENECA or Seller. All such risks shall be assumed by Buyer and User, and Buyer and User agree to hold ZENECA and Seller harmless for any claims relating to such factors.

ZENECA warrants that this product conforms to the chemical description on the label and is reasonably fit for the purposes stated in the Directions for Use, subject to the inherent risks referred to above, when used in accordance with directions under normal use conditions. This warranty does not extend to the use of this product contrary to label instructions, or under abnormal conditions or under conditions not reasonably foreseeable to or beyond the control of Seller or ZENECA, and Buyer and User assume the risk of any such use. ZENECA MAKES NO WARRANTIES OF MERCHANTABILITY OR OF FITNESS FOR A PARTICULAR PURPOSE NOR ANY OTHER EXPRESS OR IMPLIED WARRANTY, EXCEPT AS STATED ABOVE.

In no event shall ZENECA or Seller be liable for any incidental, consequential or special damages resulting from the use or handling of this product. **THE EXCLUSIVE REMEDY, OF THE USER OR BUYER, AND THE EXCLUSIVE LIABILITY OF ZENECA AND SELLER FOR ANY AND ALL CLAIMS, LOSSES, INJURIES OR DAMAGES (INCLUDING CLAIMS BASED ON BREACH OF WARRANTY, CONTRACT, NEGLIGENCE, TORT, STRICT LIABILITY OR OTHERWISE) RESULTING FROM THE USE OR HANDLING OF THIS PRODUCT, SHALL BE THE RETURN OF THE PURCHASE PRICE OF THE PRODUCT OR, AT THE ELECTION OF ZENECA OR SELLER, THE REPLACEMENT OF THE PRODUCT.**

ZENECA and Seller offer this product, and Buyer and User, accept it, subject to the foregoing conditions of sale and limitations of warranty and of liability, which may not be modified except by written agreement signed by a duly authorized representative of ZENECA.

EPTAM[®] 7-E

icide - Emulsifiable Liquid

icide for Grass and Weed Control

DIRECTIONS FOR USE

It is a violation of Federal law to use this product in a manner inconsistent with its labeling.

Do not apply this product in a way that will contact workers or other persons, either directly or through drift. Only protected handlers may be in the area during application. For any requirements specific to your State or Tribe, consult the agency responsible for pesticide regulation.

REFER TO ATTACHED BOOKLET FOR COMPLETE DIRECTIONS FOR USE.

AGRICULTURAL USE REQUIREMENTS

Use this product only in accordance with its labeling and with the Worker Protection Standard, 40 CFR part 170. Refer to supplemental labeling (i.e., attached booklet) under "AGRICULTURAL USE REQUIREMENTS" in the DIRECTIONS FOR USE section for information about this standard.

STORAGE AND DISPOSAL

PROHIBITIONS: Do not contaminate water, food, or feed by storage or disposal. Open dumping is prohibited.

STORAGE: Keep container tightly closed when not in use. Do not store near seeds, fertilizers or foodstuffs. Can be stored at temperatures as low as minus 50°F.

PESTICIDE DISPOSAL: Wastes resulting from the use of this product may be disposed of on site or at an approved waste disposal facility.

CONTAINER DISPOSAL: Reseal container and offer for reconditioning, or triple rinse (or equivalent) and offer for recycling or reconditioning, or clean in accordance with manufacturer's instructions.

CONTAINER PRECAUTIONS: Before refilling, inspect thoroughly for damage, such as cracks, punctures, bulges, dents, abrasions, and damaged or worn threads on closure devices.

REFILL ONLY WITH EPTAM[®] 7-E. The contents of this container cannot be completely removed by cleaning. Refilling with materials other than EPTAM 7-E will result in contamination and may weaken container.

After filling and before transporting, check for leaks.

Do not refill or transport damaged or leaking container.

CONTAINER IS NOT SAFE FOR FOOD, FEED, OR DRINKING WATER!

EPTAM[®] is a trademark of a ZENECA Group Company.

©1998 ZENECA Inc.

Contents: _____

Made in U.S.A.

ZENECA Ag Products

ZENECA Inc.
Wilmington, Delaware 19850-5458

04004760
039817

EPTAM[®] 7-E

Selective Herbicide-Emulsifiable Liquid

Multiple Crop Herbicide for Grass and Weed Control

ACTIVE INGREDIENT:

S-ethyl dipropylthiocarbamate..... 87.8%

INERT INGREDIENTS:..... 12.2%

TOTAL:..... 100.0%

Contains 7 pounds active ingredient per gallon.

EPA Reg. No. 10182-220

EPA Est. No. _____

Refer to back panel for
Precautionary Statements

**KEEP OUT OF REACH OF CHILDREN
CAUTION**

STATEMENT OF PRACTICAL TREATMENT

FIRST AID:

Immediately start the procedures given below. If further treatment is required, contact a Poison Control Center, a physician, or the nearest hospital.

IF SWALLOWED: Immediately give several glasses of water but **DO NOT** induce vomiting. If vomiting does occur, give fluids again. Have a physician determine if condition of patient will permit induction of vomiting or evacuation of stomach. Do not give anything by mouth to an unconscious or convulsing person.

IF IN EYES: Immediately flush eyes with large amounts of running water for at least 15 minutes. Hold eyelids apart to ensure rinsing of the entire surface of the eye and lids with water. Get medical attention immediately.

IF ON SKIN: Flush all affected areas with plenty of water for several minutes. Seek medical attention if irritation occurs.

IF INHALED: Remove to fresh air. Seek medical attention if respiratory irritation occurs or if breathing becomes difficult.

FOR 24-HOUR EMERGENCY MEDICAL ASSISTANCE, CALL 1-800-F-A-S-T-M-E-D (327-8633).

FOR CHEMICAL EMERGENCY: Spill, leak, fire, exposure, or accident call CHEMTREC 1-800-424-9300.

Net Contents:

15 gal (56.8L)

Net Contents:

30 gal (114L)

Made in U.S.A.

ZENECA Ag Products

ZENECA Inc.
Wilmington, Delaware 19850-5458

NOTIFICATION

MAY 14 1998

04004761
039817

EPTAM[®] 7-E

PRECAUTIONARY STATEMENTS

HAZARDS TO HUMANS AND DOMESTIC ANIMALS

CAUTION

HARMFUL IF SWALLOWED. Avoid contact with skin, eyes, and clothing. Avoid inhalation of spray mist. Do not contaminate food or feed.

Personal Protective Equipment

Some materials that are chemical-resistant to this product are listed below. If you want more options, follow the instructions for category E on an EPA chemical resistance category selection chart.

Applicators and other handlers must wear:

- Long-sleeved shirt and long pants
- Chemical-resistant gloves, such as barrier laminate or nitrile rubber or neoprene rubber or viton
- Shoes plus socks
- Protective eyewear

Follow manufacturer's instructions for cleaning/maintaining PPE. If no such instructions for washables, use detergent and hot water. Keep and wash PPE separately from other laundry.

When handlers use closed systems, enclosed cabs, or aircraft in a manner that meets the requirements listed in the Worker Protection Standard (WPS) for agricultural pesticides [40 CFR 170.240(d)(4-6)], the handler PPE requirements may be reduced or modified as specified in the WPS.

User Safety Recommendations

Users should:

- Wash hands before eating, drinking, chewing gum, using tobacco or using the toilet.
- Remove clothing immediately if pesticide gets inside. Then wash thoroughly and put on clean clothing.
- Remove PPE immediately after handling this product. Wash the outside of gloves before removing. As soon as possible, wash thoroughly and change into clean clothing.

ENVIRONMENTAL HAZARDS

Do not contaminate water when disposing of equipment washwaters. Do not apply directly to water, or to areas where surface water is present or to intertidal areas below the mean high water mark.

CONDITIONS OF SALE AND LIMITATION OF WARRANTY AND LIABILITY

NOTICE: Read the entire Directions for Use and Conditions of Sale and Limitation of Warranty and Liability found in the attached booklet before buying or using this product. If the terms are not acceptable, return the product at once, unopened, and the purchase price will be refunded.

DIRECTIONS FOR USE

It is a violation of Federal law to use this product in a manner inconsistent with its labeling.

Do not apply this product in a way that will contact workers or other persons, either directly or through drift. Only protected handlers may be in the area during application. For any requirements specific to your State or Tribe, consult the agency responsible for pesticide regulation.

Refer to attached booklet for complete Directions for Use.

AGRICULTURAL USE REQUIREMENTS

Use this product only in accordance with its labeling and with the Worker Protection Standard, 40 CFR part 170. Refer to supplemental labeling (i.e., attached booklet) under "AGRICULTURAL USE REQUIREMENTS" in the DIRECTIONS FOR USE section for information about this standard.

STORAGE AND DISPOSAL

PROHIBITIONS: Do not contaminate water, food, or feed by storage or disposal. Open dumping is prohibited.

STORAGE: Keep container tightly closed when not in use. Do not store near seeds, fertilizers, or foodstuffs. Can be stored at temperatures as low as minus 50°F.

PESTICIDE DISPOSAL: Wastes resulting from the use of this product may be disposed of on site or at an approved waste disposal facility.

CONTAINER DISPOSAL: Reseal container and offer for reconditioning, or triple rinse (or equivalent) and offer for recycling or reconditioning, or clean in accordance with manufacturer's instructions.

CONTAINER PRECAUTIONS: Before refilling, inspect thoroughly for damage such as cracks, punctures, bulges, tears, abrasions, and damaged or worn threads on closure devices.

REFILL ONLY WITH EPTAM 7-E. The contents of this container cannot be completely removed by cleaning. Refilling with materials other than EPTAM 7-E will result in contamination and may weaken container.

After filling and before transporting, check for leaks.

Do not refill or transport damaged or leaking container.

CONTAINER IS NOT SAFE FOR FOOD, FEED OR DRINKING WATER!

EPTAM[®] is a trademark of a ZENECA Group Company.
©1998 ZENECA Inc.

Made in U.S.A.

ZENECA Ag Products

ZENECA Inc.
Wilmington, Delaware 19850-5458

04004762
039817

EPTAM[®] 7-E

Selective Herbicide-Emulsifiable Liquid

Multiple Crop Herbicide for Grass and Weed Control

| | |
|------------------------------------|--------|
| ACTIVE INGREDIENT: | |
| S-ethyl dipropylthiocarbamate..... | 87.8% |
| INERT INGREDIENTS:..... | 12.2% |
| TOTAL:..... | 100.0% |

Contains 7 pounds active ingredient per gallon.
EPA Reg. No. 10182-220
EPA Est. No. 10182-NB-1

Refer to back panel for
Precautionary Statements

KEEP OUT OF REACH OF CHILDREN

CAUTION

STATEMENT OF PRACTICAL TREATMENT

FIRST AID:

Immediately start the procedures given below. If further treatment is required, contact a Poison Control Center, a physician, or the nearest hospital.

IF SWALLOWED: Immediately give several glasses of water but DO NOT induce vomiting. If vomiting does occur, give fluids again. Have a physician determine if condition of patient will permit induction of vomiting or evacuation of stomach. Do not give anything by mouth to an unconscious or convulsing person.

IF IN EYES: Immediately flush eyes with large amounts of running water for at least 15 minutes. Hold eyelids apart to ensure rinsing of the entire surface of the eye and lids with water. Get medical attention immediately.

IF ON SKIN: Flush all affected areas with plenty of water for several minutes. Seek medical attention if irritation occurs.

IF INHALED: Remove to fresh air. Seek medical attention if respiratory irritation occurs or if breathing becomes difficult.

FOR 24-HOUR EMERGENCY MEDICAL ASSISTANCE, CALL 1-800-F-A-S-T-M-E-D (327-8633).
FOR CHEMICAL EMERGENCY: Spill, leak, fire, exposure, or accident call CHEMTREC 1-800-424-9300.

Net Contents:

30 gal (114L)

Made in U.S.A.

ZENECA Ag Products

ZENECA Inc.
Wilmington, Delaware 19850-5458

NOTIFICATION

MAY 14 1998

04004763
039817

EPTAM[®] 7-E

PRECAUTIONARY STATEMENTS HAZARDS TO HUMANS AND DOMESTIC ANIMALS

CAUTION

HARMFUL IF SWALLOWED. Avoid contact with skin, eyes, and clothing. Avoid inhalation of spray mist. Do not contaminate food or feed.

Personal Protective Equipment

Some materials that are chemical-resistant to this product are listed below. If you want more options, follow the instructions for category E on an EPA chemical resistance category selection chart.

Applicators and other handlers must wear:

- Long-sleeved shirt and long pants
- Chemical-resistant gloves, such as barrier laminates or nitrile rubber or neoprene rubber or viton
- Shoes plus socks
- Protective eyewear

Follow manufacturer's instructions for cleaning/maintaining PPE. If no such instructions for washables, use detergent and hot water. Keep and wash PPE separately from other laundry.

When handlers use closed systems, enclosed cabs, or aircraft in a manner that meets the requirements listed in the Worker Protection Standard (WPS) for agricultural pesticides [40 CFR 170.240(d)(4-6)], the handler PPE requirements may be reduced or modified as specified in the WPS.

User Safety Recommendations

Users should:

- Wash hands before eating, drinking, chewing gum, using tobacco or using the toilet.
- Remove clothing immediately if pesticide gets inside. Then wash thoroughly and put on clean clothing.
- Remove PPE immediately after handling this product. Wash the outside of gloves before removing. As soon as possible, wash thoroughly and change into clean clothing.

ENVIRONMENTAL HAZARDS

Do not contaminate water when disposing of equipment washwaters. Do not apply directly to water, or to areas where surface water is present or to intertidal areas below the mean high water mark.

CONDITIONS OF SALE AND LIMITATION OF WARRANTY AND LIABILITY

NOTICE: Read the entire Directions for Use and Conditions of Sale and Limitation of Warranty and Liability found in the attached booklet before buying or using this product. If the terms are not acceptable, return the product at once, unopened, and the purchase price will be refunded.

DIRECTIONS FOR USE

It is a violation of Federal law to use this product in a manner inconsistent with its labeling.

Do not apply this product in a way that will contact workers or other persons, either directly or through drift. Only protected handlers may be in the area during application. For any requirements specific to your State or Tribe, consult the agency responsible for pesticide regulation.

Refer to attached booklet for complete Directions for Use.

AGRICULTURAL USE REQUIREMENTS

Use this product only in accordance with its labeling and with the Worker Protection Standard, 40 CFR part 170. Refer to supplemental labeling (i.e., attached booklet) under "AGRICULTURAL USE REQUIREMENTS" in the DIRECTIONS FOR USE section for information about this standard.

STORAGE AND DISPOSAL

PROHIBITIONS: Do not contaminate water, food, or feed by storage or disposal. Open dumping is prohibited.

STORAGE: Keep container tightly closed when not in use. Do not store near seeds, fertilizers, or foodstuffs. Can be stored at temperatures as low as minus 50°F.

PESTICIDE DISPOSAL: Wastes resulting from the use of this product may be disposed of on site or at an approved waste disposal facility.

CONTAINER DISPOSAL: Triple rinse (or equivalent). Then offer for recycling or reconditioning, or puncture and dispose of in a sanitary landfill, or by other procedures approved by State and local authorities.

CONTAINER IS NOT SAFE FOR FOOD, FEED OR DRINKING WATER!

EPTAM[®] is a trademark of a ZENECA Group Company.
©1995 ZENECA Inc.

Made in U.S.A.

ZENECA Ag Products

ZENECA Inc.
Wilmington, Delaware 19350-5458..

04004764
039817