

10182-130

11-7-2000

1/10



UNITED STATES ENVIRONMENTAL PROTECTION AGENCY

WASHINGTON, D.C. 20460

OFFICE OF
PREVENTION, PESTICIDES
AND TOXIC SUBSTANCES

NOV - 7 2000

Mr. Andrew A. Davidson
Zeneca Ag Products
1800 Concord Pike
P.O. Box 15458
Wilmington, DE 19850-5458

Subject: Amendment - Response to PRN 2000-3
Force 1.5G Insecticide
EPA Reg. No. 10182-130
Force 3G Insecticide
EPA Reg. No. 10182-373
Your Submission Dated October 24, 2000

Dear Mr. Davidson:

The labeling referred to above, submitted in connection with registration under the Federal Insecticide, Fungicide and Rodenticide Act, as amended, are acceptable, provided you make the labeling changes indicated below prior to release for shipment of the products bearing the amended labeling:

1. Under FIRST AID, IF SWALLOWED; remove the second and third bullet. Insert, "Have person sip a glass of water if able to swallow. Do not induce vomiting unless told to do so by a poison control center or doctor".

Submit two copies of your final printed labeling before you release this product for shipment. A stamped copy of the labeling is enclosed for your records. If you require any further correspondence on this matter, please contact Linda Werrell Gerber (703-308-8033) of my staff.

Sincerely

A handwritten signature in cursive script, appearing to read "George T. LaRocca".

George T. LaRocca
Product Manager 13
Insecticide Branch
Registration Division (7505C)

Enclosure

2/10

RESTRICTED USE PESTICIDE
Toxic to Fish and Aquatic Organisms

For retail sale to and use only by Certified Applicators, or persons under their direct supervision, and only for those uses covered by the Certified Applicator's certification.

FORCE® 1.5G Insecticide

For Use to Control Insects on Field Corn, Popcorn, Seedcorn and Sweet Corn

ACTIVE INGREDIENT:

Tefluthrin

(2,3,5,6-tetrafluoro-4-methylphenyl)methyl-(1 α ,3 α)-(Z)-(±)-3-(2-chloro-3,3,3-trifluoro-1-propenyl)-2,2-dimethylcyclopropanecarboxylate 1.5%

INERT INGREDIENTS: 98.5%

Total 100.0%

Contains 1.5 lbs. active ingredient per 100 lbs. of granular insecticide

KEEP OUT OF REACH OF CHILDREN

CAUTION

**See Back Panel for Statement of Practical Treatment
and Precautionary Statements**

EPA Reg. No. 10182-130
EPA Est. No. 10182-NB-1


Net Contents: 50 lbs.

ACCEPTED
with COMMENTS
In EPA Letter Dated:

NOV - 7, 2000
Under the Federal Insecticide,
Fungicide, and Rodenticide Act,
as amended, for the pesticide
registered under EPA Reg. No.

10182-130

Active Ingredient Made in United Kingdom; Formulated and Packaged in U.S.A.
ZENECA Ag Products
ZENECA Ag Products Inc.
Wilmington, DE 19850-5458



STATEMENT OF PRACTICAL TREATMENT

~~IF SWALLOWED:~~ Call a physician or Poison Control Center. Drink 1 or 2 glasses of water and induce vomiting by touching back of throat with finger. Do not induce vomiting or give anything to an unconscious person.

~~IF ON SKIN:~~ Wash with plenty of soap and water. Get medical attention.

~~IF IN EYES:~~ Flush eyes with plenty of water. Call a physician if irritation persists.

FIRST AID

If swallowed:	<ul style="list-style-type: none">• Call poison control center or doctor immediately for treatment advice.• Drink 1 or 2 glasses of water and induce vomiting by touching back of the throat with finger.• Do not induce vomiting to an unconscious person.• Do not give anything by mouth to an unconscious person.
If on skin or clothing:	<ul style="list-style-type: none">• Take off contaminated clothing.• Rinse skin immediately with plenty of water for 15-20 minutes.• Call a poison control center or doctor for treatment advice.
If inhaled:	<ul style="list-style-type: none">• Move person to fresh air.• If person is not breathing, call 911 or an ambulance, then give artificial respiration, preferably by mouth-to-mouth, if possible.• Call a poison control center or doctor for further treatment advice.
If in eyes:	<ul style="list-style-type: none">• Hold eye open and rinse slowly and gently with water for 15-20 minutes.• Remove contact lenses, if present, after the first 5 minutes, then continue rinsing eye.• Call a poison control center or doctor for treatment advice.

Have the product container or label with you when calling a poison control center or doctor, or going for treatment.

FOR 24-HOUR EMERGENCY MEDICAL ASSISTANCE, CALL 1-800-F-A-S-T-M-E-D (327-8633)

FOR CHEMICAL EMERGENCY: Spill, leak, fire, exposure, or accident call CHEMTREC 1-800-424-9300.

4/10

PRECAUTIONARY STATEMENTS

HAZARDS TO HUMANS AND DOMESTIC ANIMALS

CAUTION

HARMFUL IF SWALLOWED, INHALED OR ABSORBED THROUGH SKIN. CAUSES MODERATE EYE IRRITATION. Avoid contact with eyes, skin, or clothing. Wash thoroughly with soap and water after handling. Remove contaminated clothing and wash before reuse. Prolonged or frequently repeated skin contact may cause allergic reactions in some individuals.

Skin exposure may result in a transient sensation described as a tingling, itching, burning or prickly feeling. Onset may occur immediately to 4 hours after exposure and may last 2-30 hours, without apparent skin damage. Wash exposed areas once with soap and water. Relief from the skin sensation may be obtained by applying an oil-based cream.

Personal Protective Equipment

Applicators and other handlers must wear:

- Long-sleeved shirt and long pants
- Waterproof gloves
- Shoes plus socks

Follow manufacturer's instructions for cleaning/maintaining PPE. If no such instructions for washables, use detergent and hot water. Keep and wash PPE separately from other laundry.

When handlers use closed systems, enclosed cabs, or aircraft in a manner that meets the requirements listed in the Worker Protection Standard (WPS) for agricultural pesticides [40 CFR 170.240(d)(4-6)], the handler PPE requirements may be reduced or modified as specified in the WPS.

User Safety Recommendations

Users should:

- Remove PPE immediately after handling this product. Wash the outside of gloves before removing. As soon as possible, wash thoroughly and change into clean clothing.

ENVIRONMENTAL HAZARDS

This pesticide is very highly toxic to freshwater and estuarine fish and invertebrates. Drift and runoff may be hazardous to aquatic organisms in neighboring areas. Do not apply directly to water or to areas where surface water is present or to intertidal areas below the mean high water mark. Do not contaminate water when disposing of equipment washwaters.

ENDANGERED SPECIES RESTRICTIONS

This product may pose a hazard to endangered aquatic species. Follow all use directions.

5/10

**CONDITIONS OF SALE
AND LIMITATION OF WARRANTY AND LIABILITY**


NOTICE: Read the entire Directions for Use and Conditions of Sale and Limitation of Warranty and Liability before buying or using this product. If the terms are not acceptable, return the product at once, unopened, and the purchase price will be refunded.

The Directions for Use of this product should be followed carefully. It is impossible to eliminate all risks inherently associated with the use of this product. Crop injury, ineffectiveness or other unintended consequences may result because of such factors as manner of use or application, weather or crop conditions, presence of other materials or other influencing factors in the use of the product, which are beyond the control of ZENECA or Seller. All such risks shall be assumed by Buyer and User, and Buyer and User agree to hold ZENECA and Seller harmless for any claims relating to such factors.

ZENECA warrants that this product conforms to the chemical description on the label and is reasonably fit for the purposes stated in the Directions for Use, subject to the inherent risks referred to above, when used in accordance with directions under normal use conditions. This warranty does not extend to the use of this product contrary to label instructions, or under abnormal conditions or under conditions not reasonably foreseeable to or beyond the control of Seller or ZENECA, and Buyer and User assume the risk of any such use. ZENECA MAKES NO WARRANTIES OF MERCHANTABILITY OR OF FITNESS FOR A PARTICULAR PURPOSE NOR ANY OTHER EXPRESS OR IMPLIED WARRANTY EXCEPT AS STATED ABOVE.

In no event shall ZENECA or Seller be liable for any incidental, consequential or special damages resulting from the use or handling of this product. **THE EXCLUSIVE REMEDY OF THE USER OR BUYER, AND THE EXCLUSIVE LIABILITY OF ZENECA AND SELLER FOR ANY AND ALL CLAIMS, LOSSES, INJURIES OR DAMAGES (INCLUDING CLAIMS BASED ON BREACH OF WARRANTY, CONTRACT, NEGLIGENCE, TORT, STRICT LIABILITY OR OTHERWISE) RESULTING FROM THE USE OR HANDLING OF THIS PRODUCT, SHALL BE THE RETURN OF THE PURCHASE PRICE OF THE PRODUCT OR, AT THE ELECTION OF ZENECA OR SELLER, THE REPLACEMENT OF THE PRODUCT.**

ZENECA and Seller offer this product, and Buyer and User accept it, subject to the foregoing conditions of sale and limitations of warranty and of liability, which may not be modified except by written agreement signed by a duly authorized representative of ZENECA.



6/10

DIRECTIONS FOR USE

It is a violation of Federal law to use this product in a manner inconsistent with its labeling.

Do not apply this product in a way that will contact workers or other persons, either directly or through drift. Only protected handlers may be in the area during application. For any requirements specific to your State or Tribe, consult the agency responsible for pesticide regulation.

AGRICULTURAL USE REQUIREMENTS

Use this product only in accordance with its labeling and with the Worker Protection Standard, 40 CFR part 170. This Standard contains requirements for the protection of agricultural workers on farms, forests, nurseries, and greenhouses, and handlers of agricultural pesticides. It contains requirements for training, decontamination, notification, and emergency assistance. It also contains specific instructions and exceptions pertaining to the statements on this label about personal protective equipment (PPE), notification to workers, and restricted-entry interval. The requirements in this box only apply to uses of this product that are covered by the Worker Protection Standard.

The REI for this product is zero hours.

STORAGE AND DISPOSAL

PROHIBITIONS: Do not contaminate water, food, or feed by storage or disposal.

STORAGE: Do not store or use in or around the home. Store in original containers only. In case of spill on floor or paved surfaces, sweep up and remove to chemical waste area.

PESTICIDE DISPOSAL: Waste resulting from the use of this product may be disposed of on site or at an approved waste disposal facility.

CONTAINER DISPOSAL: Completely empty bag into application equipment. When bag is empty dispose of in a sanitary landfill, by incineration or, if allowed by State and local authorities, by burning. If burned, stay out of smoke.

GENERAL INSTRUCTIONS

Runoff from treated areas may be hazardous to aquatic organisms in adjacent aquatic sites. Do not apply this product within 20 yards of water (lakes, reservoirs, rivers, permanent streams, marshes, estuaries, natural ponds, or ponds used for commercial fishing).

Cover or incorporate spills (including end row spillage).

Rotational crops may be planted no sooner than 30 days after application.

7/10

DIRECTIONS FOR APPLICATION

At Planting Band Treatment

Apply FORCE 1.5G at planting time. Place the granules in a 7-inch wide band over the row behind the planter shoe, and in front of or behind the press wheel.

GRANULES MUST BE INCORPORATED INTO THE TOP ONE INCH OF SOIL USING TINES, CHAINS OR OTHER SUITABLE EQUIPMENT.

DO NOT apply this product as either a band or T-band treatment unless you can incorporate the granules as directed above. This will improve insect control and reduce the potential for adverse effects to aquatic organisms.


Highly Erodible Land (HEL)

When used on erodible soils, best management practices for minimizing runoff should be employed. On highly erodible land draining to water bodies, ZENECAs recommends consultation with the Natural Resources Conservation Service (NRCS) and/or other agricultural agencies to ensure that effective efforts are made to minimize soil erosion as well as runoff of herbicides and insecticides. In particular, where highly erodible land (HEL) is adjacent to aquatic bodies, the 20 yard buffer/setback area should be left in grass or other natural vegetation.

For NO-TILL corn where runoff drains into adjacent or neighboring aquatic sites (ponds, streams, lakes), apply FORCE 1.5G as an in-furrow treatment only. See in-furrow directions below.

At Planting In-Furrow Treatment

Apply FORCE 1.5G at planting time as an in-furrow treatment for control of corn rootworms, wireworms, and seedcorn maggots. In-furrow applications may be made by (1) directing the granules into the planter shoe with the seed, or (2) placing the applicator tube directly behind the planter shoe so that the granules drop into the seed furrow.



FORCE 1.5G RATE RECOMMENDATIONS			
Time of Application	Insects Controlled	Rate: (oz/1000 ft of row)	Application
At Planting	Western Corn Rootworm Northern Corn Rootworm Southern Corn Rootworm Mexican Corn Rootworm Cutworm Seedcorn Maggot Seedcorn Beetle Lesser Cornstalk Borer White Grub ^{1,2} Wireworm ^{1,2}	8-10 Banded, T-banded or In-Furrow	BANDED - Place granules in a 7-inch band directly behind planter shoe in front of or behind the press wheel. IN-FURROW - Place granules directly in the seed furrow behind the planter shoe.
	Chinch Bug ³ Billbug ³ Red Imported Fire Ant ⁴	8-10 Banded, T-banded	
	Cutworm	6 Banded or T-banded Only First year corn only	
At cultivation within 30 days of seedling emergence	Mexican Corn Rootworm Northern Corn Rootworm Southern Corn Rootworm Western Corn Rootworm	8-10	Apply FORCE 1.5G by placing the granules at the base of the plant on both sides of the row (split boot). Cover the treated bands with 2-3 inches of soil by making the application ahead of cultivation equipment. Apply FORCE 1.5G when activity of rootworm larvae is first observed. Make this application within 30 days of seedling emergence. Do Not apply this product unless you can incorporate the granules as directed above. DO NOT FOLLOW A FORCE AT-PLANT APPLICATION WITH A LAY-BY APPLICATION. USE FORCE ONLY ONCE PER CROP.

¹Use 10 oz/1000 ft. of row for severe infestations

²For best wireworm and/or white grub control, apply the granules as an in-furrow treatment

³Suppression only

⁴Suppression only for 28 days

9/10

CALIBRATION TABLE							
Amount of FORCE 1.5G/1000 ft of row	Pounds of FORCE 1.5G Required Per Acre for Various Row Spacings						
	13,068	13,756	14,520	15,374	16,335	17,424	Linear Ft./A
	40"	38"	36"	34"	32"	30"	Row Spacing
6 oz	5.0	5.2	5.5	5.8	6.1	6.5	
8 oz	6.5	6.9	7.3	7.7	8.2	8.7	
10 oz	8.2	8.6	9.1	9.6	10.2	10.9	



GAUGE SETTINGS FOR FORCE 1.5G INSECTICIDE APPLICATION															
Speed MPH	4			5			6			7			8		
APPLICATION RATE/1000 Row Feet (Oz/1000 Row Feet)	6	8	10	6	8	10	6	8	10	6	8	10	6	8	10
Applicator															
Kinze	11	14	17	13	16	20	15	19	23	17	22	25	19	24	27
Allis Chalmers (new, with noble metering unit)	*	13	15	*	*	*	*	17	20	*	*	*	*	21	24
Buffalo (10-20-30-40)	*	13	16	*	*	*	*	19	22	*	*	*	*	23	27
Buffalo (fluted-roll feed-revolutions on hexagonal adjusting nut)	*	8	10	UNIFORM FLOW AT ALL SPEEDS											
Gandy (snap-on and bolt-on bottom models)	19	22	24	21	24	27	23	27	30	25	29	32	27	31	34
International Harvester (one gauge per hopper; Gate/Dial) - Old	1/7	2/1	2/6	2/0	2/6	3/1	2/3	2/8	3/6	2/7	3/2	4/1	3/0	3/6	4/6
International Harvester (two gauges per hopper; Gate/Dial) - New	1/3	1/6	1/9	1/5	1/9	2/3	1/7	2/1	2/7	1/9	2/5	3/2	2/2	2/8	3/6
John Deere 7200/7300	17	22	27	21	27	34	25	32	40	29	38	45	32	42	48
1760 Conservation Planter															
John Deere 7000 MaxEmerge (Even) (0-10-20-30-40)	12	15	18	14	17	21	16	20	24	18	23	26	20	25	28
John Deere 7000 MaxEmerge (Odd) (5-15-25-35-45)	11	14	16	13	16	18	15	18	20	17	19	22	18	21	24
John Deere MaxEmerge (adjustable dial 0-79)	17	22	27	21	27	34	25	32	40	29	38	45	32	42	48
John Deere (metal box with 3 range settings and dial; Range/Notch)	1/30	2/5	2/10	2/2	2/12	2/16	2/8	2/15	2/20	2/13	2/19	2/24	2/15	2/23	2/29
Noble/White Planter (rectangular opening) - New	*	10	12	*	*	*	*	14	17	*	*	*	*	18	22
Noble (round opening) - Old	*	15	18	*	*	*	*	21	25	*	*	*	*	26	31
White 5100	9	11	14	11	14	16	13	16	18	14	18	21	16	20	23
White 6100	12	14	16	14	16	19	16	18	21	17	20	23	18	22	24

NOTE: These settings should be used as starting points only. Continually check the amount of FORCE 1.5G used against a known length of row or acreage and make further adjustments accordingly. Also, check calibration occasionally to make sure equipment wear, changing conditions, etc., have not caused a change in flow rate.

10/10