

PM 25 10182-100


**RESTRICTED USE PESTICIDE**

For retail sale to and use only by Certified Applicators or persons under their direct supervision and only for those uses covered by the Certified Applicator's certification.

**SUREFIRE® HERBICIDE**

**COMPLETE DIRECTIONS FOR USE**

Inside of Front Cover



**DIRECTIONS FOR USE AND  
CONDITIONS OF SALE AND WARRANTY**

**IMPORTANT:** Read the entire Directions for Use and the Conditions of Sale and Warranty before using this product.

**CONDITIONS OF SALE AND LIMITED WARRANTY:**

The Directions for Use of this product are believed to be reliable and should be followed carefully. However, it is impossible to eliminate all risks inherently associated with the use of this product. Crop injury, ineffectiveness or other unintended consequences may result because of such factors as timing and method of application, weather and crop conditions, mixture with other chemicals not specifically recommended or other influencing factors in the use of the product, all of which are beyond the control of the seller. All such risks shall be assumed by Buyer and User, and Buyer and User agree to hold Seller harmless for any claims relating to such factors.

Seller warrants that this product conforms to the chemical description on the label and is reasonably fit for the purposes stated on the label, subject to the inherent risks referred to above, when used in accordance with directions under normal conditions of use. This warranty does not extend to the use of this product contrary to label instructions, or under abnormal conditions or under conditions not reasonably foreseeable to or beyond the control of Seller and Buyer and User assume the risk of any such use. SELLER DISCLAIMS ALL OTHER WARRANTIES EXPRESSED OR IMPLIED INCLUDING ANY WARRANTY OF FITNESS OR MERCHANTABILITY.

**BEST AVAILABLE COPY**

When Buyer or User claims losses or damages resulting from the use or handling of this product (including claims based on contract, negligence, strict liability or other legal theories), Buyer or User must promptly notify in writing Seller of any claims to be eligible to receive either of the remedies set forth below. The EXCLUSIVE REMEDY OF BUYER OR USER and the LIMIT OF LIABILITY of Seller will be, at the election of Seller, refund of the purchase price paid for product bought, or replacement of amount of product used. SELLER SHALL NOT BE LIABLE FOR CONSEQUENTIAL, SPECIAL OR INDIRECT DAMAGES RESULTING FROM THE USE OR HANDLING OF THIS PRODUCT AND SELLER'S SOLE LIABILITY AND BUYER'S AND USER'S EXCLUSIVE REMEDY SHALL BE LIMITED TO THE REFUND OF THE PURCHASE PRICE.

BEST AVAILABLE COPY

TREATMENT

Domestic Animals

Preparation of Fire Response Uses

...  
...  
...

...  
...  
...

**KEEP OUT OF REACH OF CHILDREN**

**O**  
**DANGER POISON**  
**X**

**ONE SWALLOW CAN KILL!**

**SYMPTOMS ARE PROLONGED AND PAINFUL. ONSET OF SYMPTOMS MAY BE DELAYED FOR UP TO 3 DAYS AFTER SWALLOWING.**

**PELIGRO**

**PRECAUCION AL USUARIO:** Si usted no lee ingles, no use este producto hasta que la etiqueta le haya sido explicada ampliamente.

- **DO NOT USE OR STORE IN OR AROUND THE HOME.**
- **DO NOT REMOVE CONTENTS EXCEPT FOR IMMEDIATE USE.**
- **NEVER PUT INTO FOOD, DRINK OR OTHER CONTAINERS.**

**ACTIVE INGREDIENT:**

Paraquat dichloride (1,1'-dimethyl-4,4'-bipyridinium dichloride .....	29.42%
Diuron [3 (3,4-dichlorophenyl) - 1,1 - dimethylurea] .....	10.66%

<b>INERT INGREDIENTS:</b> .....	<u>59.92%</u>
<b>Total</b> .....	<b>100.00%</b>

EPA Reg. No. 10182-120

## STATEMENT OF PRACTICAL TREATMENT

**IF SWALLOWED: IMMEDIATELY** induce vomiting by touching back of throat with finger. Administer fluids and induce further vomiting. Do not induce vomiting or give anything by mouth to an unconscious person. **GET TO A HOSPITAL OR PHYSICIAN FAST. PROMPT TREATMENT IS ESSENTIAL AND MUST BE INITIATED BEFORE SIGNS AND SYMPTOMS APPEAR.**

---

**NOTE TO PHYSICIANS: Call ICI AMERICAS MEDICAL EMERGENCY INFORMATION NETWORK 1-800-327-8633 (Dial 1-800-F-A-S-T-M-E-D)** at any hour to obtain toxicology and medical management consultation, a supply of bentonite clay, and paraquat analysis. Symptoms following ingestion may be delayed up to 3 days. To be effective, treatment for paraquat poisoning must begin **IMMEDIATELY**. Treatment consists of binding paraquat in the gut with suspensions of bentonite clay or charcoal and removal of paraquat from the blood by prolonged charcoal hemoperfusion or continuous hemodialysis.

---

**IF ON SKIN: IMMEDIATELY** wash with soap and water. Remove and wash all contaminated clothing separate from other laundry with soap and hot water before reusing. Prolonged contact will cause severe irritation. Contact with irritated skin or a cut or repeated contact with intact skin may result in poisoning. **GET MEDICAL ATTENTION.**

**IF IN EYES: IMMEDIATELY** wash eyes with water for at least 15 minutes and get medical attention. Contact may cause eye injury. **CALL A PHYSICIAN.**

**IF INHALED: IMMEDIATELY** remove victim to fresh air or get away from spray mist. Exposure may cause irritation, nose bleeds and may lead to poisoning. Stop and check spray procedure.

Read and follow **PRECAUTIONARY STATEMENTS.**


---

**FOR 24-HOUR EMERGENCY MEDICAL ASSISTANCE, CALL 1-800-F-A-S-T-M-E-D (327-8633).**

**FOR CHEMICAL EMERGENCY: Spill, leak, fire, exposure, or accident call CHEMTREC 1-800-424-9300.**

---

~~For other product information, contact your local ICI Americas Inc. Distributor or see Material Safety Data Sheet.~~



## PRECAUTIONARY STATEMENTS

### HAZARDS TO HUMANS AND DOMESTIC ANIMALS

**O**  
**DANGER POISON**  
**X**

**FATAL IF SWALLOWED, INHALED OR ABSORBED THROUGH SKIN. CORROSIVE. CAUSES BURNS. CAUSES IRREVERSIBLE EYE DAMAGE. CAUSES SKIN IRRITATION. MAY CAUSE ALLERGIC SKIN REACTION.**

**DO NOT** get in eyes, on skin, or on clothing. **DO NOT** breathe spray mist. **WASH SPLASHES** from skin and eyes immediately. **WASH** thoroughly with soap and water after handling and before eating, drinking, or using tobacco.

- When pouring, loading, mixing concentrate or when exposure to concentrate is possible wear:

) A NIOSH/MSHA-approved pesticide respirator.

Protective clothing (disposable suit/coveralls or long-sleeved shirt and pants).

Full face shield.

Mid-forearm waterproof gloves.

Waterproof apron and footwear.


- When spraying end-use dilution outside of an enclosed cab or aircraft or when contacting vegetation wet with spray wear:

) Protective clothing (disposable suit/coveralls or long-sleeved shirt and pants).

Wide-brimmed hat.

Waterproof footwear.

- **REMOVE** contaminated clothing and wash separate from other laundry before reuse.



## **ENVIRONMENTAL SAFETY-CAUTIONS HAZARDS**

**WILDLIFE:** This product is toxic to wildlife. Birds and other wildlife in treated areas may be killed. Do not apply directly to water or wetlands (swamps, bogs, marshes and potholes). Do not contaminate water by cleaning of equipment or disposal of wastes.

**DRIFT:** SUREFIRE® herbicide is a contact herbicide that kills all green plant tissue. Do not apply under conditions involving possible drift to food, forage, or other plantings that might be damaged or the crops thereof rendered unfit for sale, use, or consumption. Do not apply when weather conditions favor drift from areas treated. For aerial applicators use, do not apply during periods of thermal inversion to avoid drift. Refer to the local state laws, regulations, and guidelines for proper application to avoid off-target movement.

**CHEMICAL HAZARD:** This product reacts with aluminum to product hydrogen gas which may form a highly combustible gas mixture. Such gas could flash or explode, causing serious personal injury, if ignited by open flame, spark, welder's torch, lighted cigarette, or other ignition source. Do not mix or store in containers, spray tanks, nurse tanks, or such systems made of aluminum or having aluminum fittings. After dilution with water to spray concentrations, spray systems made of, or containing aluminum parts, may be used but should not be used for extended (overnight) storage.

**EQUIPMENT/CONTAINER:** Flush all spray equipment with water after use each day. This product is corrosive to aluminum. Aluminum spray equipment and aluminum aircraft structures that are exposed to spray solution or spray drift should be flushed thoroughly with water immediately after use.

## DIRECTION FOR USE

It is a violation of Federal law and may endanger the applicator or third parties to use this product without complying with all label directions and warnings.

**READ ENTIRE LABEL. USE STRICTLY IN ACCORDANCE WITH DANGER STATEMENTS AND DIRECTIONS, AND WITH APPLICABLE STATE AND FEDERAL REGULATIONS. READ STATEMENT OF PRACTICAL TREATMENT AND PRECAUTIONARY STATEMENTS ON PAGE(S) \_\_\_\_\_.**

**NOTE: DO NOT USE AROUND HOME GARDENS, SCHOOLS, RECREATIONAL PARKS, GOLF COURSES, OR PLAYGROUNDS.**

Always use a nonionic spreader surfactant approved for use with food crops and which contain at least 75% surface active ingredients.

Do not use dirty or muddy water for SUREFIRE dilution because SUREFIRE will be inactivated.

Do not combine SUREFIRE herbicide with liquid fertilizer solutions except as specified below. SUREFIRE herbicide and SUREFIRE tank mixer may be applied in liquid nitrogen and/or complete liquid fertilizer solutions (follow label recommendations for crop involved) when 20 to 60 gals. of dilute solution are applied per acre in combination with 1 to 2 pts. of Spreader (nonionic) per 100 gals. Equipment must be adjusted and calibrated to obtain thorough coverage of undesirable vegetation. Inadequate coverage and/or the absence of Spreader (nonionic) will result in a severe reduction of SUREFIRE activity. Phosphate containing liquid fertilizer solutions will reduce the activity of SUREFIRE. When liquid fertilizer solutions containing phosphorus are used with SUREFIRE and a more rapid kill is desired, use the high SUREFIRE label rate.

DO NOT combine with suspension-type liquid fertilizers because the activity of SUREFIRE will be reduced.

### PREPLANT OR PREEMERGENCE USES

**PREPLANT OR PREEMERGENCE USE - For Kill of Emerged Annual Broadleaf Weeds and Grasses and for Top Kill and Suppression of Perennials - Apply when the weeds and grasses are succulent and growth is from 1" to 6" high (larger plants are less affected by this treatment). Note: To prevent injury to germinating crop seedlings, do not apply preplant or preemergence to soils lacking clay minerals, i.e., peat, muck, pure sand, artificial planting media.**

Preplant or Preemergence use in: CORN, COTTON, WHEAT - Apply 1 to 2 qts. of SUREFIRE per sprayed acre as a band treatment over the crop row, or as a broadcast treatment, prior to, during, or after planting - but before emergence of the crop. Aerial Application - 5 to 10 gals. of water per acre. Ground Application - Use 10 to 30 gals. diluted spray. Add Spreader (nonionic) at 16 to 32 fl. oz. per 100 gals. of diluted spray. Seedbeds should be formed as far ahead of planting and treatment as possible to permit maximum weed and grass emergence. Seeding should be done with a minimum amount of soil disturbance.

**BEST AVAILABLE COPY**



Weeds and grasses emerging after application will not be controlled. Crop plants emerged at time of application will be killed.

**FOR KILL OF EMERGED VOLUNTEER BARLEY (California Only) - Preplant in Cotton -** Apply 1/2 to 1 pt. SUREFIRE paraquat per acre broadcast as a preplant treatment to preformed seedbeds. Aerial Application - Use 5 to 10 gals. water per acre. Add Spreader (nonionic) at 16 to 32 fl. oz. per 100 gals. diluted spray.

#### **DORMANT USE**

**PEPPERMINT, For Suppression of Weeds Such as Italian Ryegrass, Prickly Lettuce, Groundsel, Chickweed, Downy Brome and Bluegrasses During the Dormant Season -** Apply 1 1/2 to 3 pts. SUREFIRE per acre as a broadcast spray in 10 to 65 gals. spray mix. Use the higher rate with heavier weed infestations. Add Spreader (nonionic) at 16 fl. oz. per 100 gals. spray mix. Apply when peppermint or spearmint is dormant and before spring growth begins. Do not apply to weeds which are greater than 6" tall. Do not apply more than 3 pts. per acre per dormant season as injury or excessive residues may result. For Improved Contact Activity and Residual Control of Italian Rye grass, Prickly Lettuce and Groundsel - Add 1 to 2 lbs. of Sinbar® (Terbacil) Weed Killer as a tank mix treatment no more than once per season. Use a minimum of 25 gals. spray mix per acre. Refer to the Sinbar label for specific recommendations and cautions.

#### **DIRECTED SPRAYS**

**ORCHARDS, VINEYARDS, WINDBREAK, SHADE AND ORNAMENTAL TREES: For Kill of Annual Broadleaf Weeds and Grasses and For Top Kill and Suppression of Perennials in the Interspaces and Around the Base of Trees and Vines: Apples, Bananas, Citrus, Grapes, Macadamia Nuts, Olives, Papayas, Peaches, Pears, Pecans, Walnuts and other Trees such as Arborvitae, Ash, Elm, Fir, Oak and Pine -** Apply as a directed spray at 1 to 2 qts. SUREFIRE per sprayed acre in 10 to 150 gals. water (use 10 to 50 gals. water for pecans) to thoroughly cover the weeds and grasses. Add Spreader (nonionic) at 16 to 32 fl. oz. per 100 gals. Apply when the weeds and grasses are succulent and the new growth is from 1 to 6 inches high. For mature woody weeds, green suckers, late-germinating weeds and grasses and for perennials - retreatment or spot treatment may be necessary. **CAUTION:** Do not allow spray to contact green stems, fruit or foliage because injury may result. Do not spray under windy conditions and use a shield for young trees or vines. Do not allow animals to graze on treated areas. Do not apply when nuts or olives to be harvested are on the ground. For Pistachios, do not harvest within 7 days of treatment and do not exceed two applications after shells split. For olives, do not harvest within 12 days of treatment and do not exceed 4 applications per season.

**GRAPES, AND WALNUTS (California Only) ORANGES (California and Florida Only):**  
**APPLES, PEACHES, PEARS: Tank Mix with Princep® 80W Simazine Weed Killer - For Top Kill and Residual Control of Annual Broadleaf Weeds and Grasses and for Suppression of Perennial Weeds - For Broadcast application apply 1 to 2 qts. SUREFIRE per acre and Princep 80W at the following rates per acre:**

BEST AVAILABLE COPY

Crop	Rate PRINCEP 80W Per Sprayed Acre	Precautions
Almonds and Peaches (California Only)	1 1/4-2 1/2 lbs. in 2-4 ft. band on each side of tree row. 1 1/4 lbs. provides residual control of burdock, common chickweed, wild mustard and shepherdspuree.	Do not treat trees established less than 3 years. Do not treat Mission variety of almonds. Do not apply to almond trees propagated on plum root stalks. Do not replant almonds or peaches in treated soil. Do not apply on gravelly sand or loamy sand soil or on soil with less than 1% organic matter. Do not treat areas where water will accumulate.
Apples Pears  Walnuts (California Only)  Peaches (Arkansas, Louisiana, Missouri, Oklahoma, Texas and states East of the Mississippi River)	2 1/2-5 lbs    2-5 lbs.	Do not apply to sandy soil. Leveling and furrowing operations after application will lessen effectiveness of weed control.  Do not apply to sandy or gravelly soil.
Grapes (California Only)	2 1/2-5 lbs.	Do not use in vineyards established less than 3 years.
Oranges (California Only) Except Imperial, Coachella and Palo Verde Valleys (Florida Only) - Bedded	2 1/2-5 lbs.  4 lbs.	Do not use in nurseries. To avoid possible injury, do not apply to trees under stress from freeze damage for one year following the freeze.

**BEST AVAILABLE COPY**

Use the low rate of Princep 80W on coarse-textured soils and low organic matter soils. Use the high rate on fine-textured soils and high organic matter soils. Apply as a tank mix in 50 to 200 gals. of water per acre to the orchard floor, avoiding contact with fruit, foliage or stems. Add Spreader (nonionic) at 16 to 32 fl. oz. per 100 gals diluted spray. apply when weeds and grasses are succulent and the new growth is from 1 to 6 inches tall. For band applications or spot applications or spot applications around trees, reduce the broadcast rate and the amount of water in proportion to the area actually sprayed.

Make only one application per year. Apply in orchards where trees have been established one year or more. Do not spray under windy conditions and use a shield for young trees. Do not apply to almonds and walnuts when nuts are on the ground during the harvest period. Do not allow animals to graze treated areas.

Refer to the Princep 80W Simazine label for general information, caution and warning statements.

**PINEAPPLES:** For Kill of Annual Broadleaf Weeds and Grasses and Top Kill and Suppression of Perennials - Apply as a directed spray using 1 to 2 qts. SUREFIRE in 100 to 200 gals. water per sprayed acre to thoroughly cover the weeds and grasses. Add Spreader (nonionic) at 16 to 32 fl. oz. per 100 gals. Apply when weeds and grasses are succulent and new growth is from 1 to 6 inches high. Retreatment may be necessary on more mature weeds. Do not apply within 20 days of harvest, and do not exceed 3 applications per season.

**SMALL FRUITS (Blackberries, Boysenberries, Raspberries, Blueberries):** For Kill of Annual Broadleaf Weeds and Grasses and for Top Kill and Suppression of Perennial Weeds in the Interspaces and Around the Base of Bushes - Apply as a coarse directed spray at 1 to 2 qts. SUREFIRE per sprayed acre in 50 to 200 gals. water to thoroughly wet the weeds and grasses. Add Spreader (nonionic) at 16 to 32 fl. oz. per 100 gals. water. Apply before emergence of new canes or shoots since injury to those canes or shoots can result. Apply as a coarse spray to avoid drift injury from fine-spray mist.

**GRAIN SORGHUM. Postemergence Directed Spray -** For Kill of Emerged Crabgrass and Pigweed 3 inches or Less in Height - 1 to 2 pts. SUREFIRE in 20 to 40 gals. water per sprayed acre. Use higher gallonage of water for larger weeds. For band applications, 1 pt. SUREFIRE will cover 2 land or crop acres when a 20-inch band is treated in 40-inch rows. Treat when grain sorghum is naturally standing 12 inches tall or more. Add Spreader (nonionic) at 1 qt. per 100 gals. of spray. Do not exceed 30 psi; high pressure contributes to spray drift.

For best results, apply SUREFIRE at 1 pt. per sprayed acre to grass and weeds less than 2 inches tall. Grass and weeds 2 to 3 inches tall should be sprayed with 2 pts. of SUREFIRE per sprayed acre. Use precision application equipment with spray nozzles mounted on skid shoes, oiling shoes, fenders, or cultivators with gauge wheels and adjusted so that only the lower 2 inches or less of the sorghum stalk is sprayed.

For best coverage on single rows, use 4 flat-fan nozzles per row, 2 nozzles on each side of the row. The 2 forward nozzles should point forward and downward, and rear nozzles should point to the rear and downward. For double-row sorghum use one skid between the two rows with one nozzle spraying backward and downward.

BEST AVAILABLE COPY

Some sheath and lower-leaf spotting and desiccation will occur. Basal spotting does not penetrate beneath outer sheath. Degree of injury is related to precision of application and wind velocity. Do not spray under windy conditions. Do not harvest for forage, fodder, silage or hay before the soft dough stage of the grain. Do not make more than 2 postemergence-directed applications per season or exceed a total of 8 pints of SUREFIRE per season.

**FIELD CORN:** Postemergence Directed Spray Using ~~SUREFIRE Alone or SUREFIRE + Atrazine Tank-Mix~~ - For Control of Emerged Annual Broadleaf Weeds and Annual Grasses Less than 4 Inches Tall. Apply 1 pt. GRAMOXONE paraquat per acre in 10 to 40 gals. of spray mix. Apply when corn plants are at least 10 inches tall. Corn plants shorter than 10 inches may be injured and not recover. Corn height measured from soil surface to top of whorl. Apply with directed spray application equipment. Arrange nozzles to spray no higher than the lower 3 inches of corn stalks to provide for maximum contact of weeds, with minimum contact of corn plants to prevent excessive sheath and lower-leaf spotting and desiccation. For corn greater than 20 inches tall, arrange the nozzles to spray no higher than the lower 1/3 of the corn stalks. To avoid excessive phytotoxicity, use a shielded sprayer with skids or wheels on the spray boom to maintain spray height. Corn foliage sprayed will be injured, but the crop will recover and develop normally. Add 1 qt. of Spreader (nonionic) per 100 gals. of spray. Do not mix with liquid fertilizer. ~~For Improved Control of Weeds, Especially Broadleaf Weeds, Tank-Mix SUREFIRE and AATREX: Add 5/8 to 1 1/4 lbs. of AATREX 80W or 1 to 2 pts. of AATREX 4L in combination with 1 pt. SUREFIRE per acre. Add AATREX 80W or AATREX 4L to spray tank first, mixing thoroughly in water. Then add SUREFIRE and surfactant. Constant agitation recommended at all times. Refer to AATREX labels for limitation and cautions.~~

~~Do not graze treated areas or feed treated forage to livestock.~~

**CORN:** For use in the USDA Witchweed eradication program to kill grassy weeds. Apply 1 qt SUREFIRE in 10 to 20 gals. spray per acre. Add Spreader (nonionic) at 16 fl. oz. per 100 gals. spray mix. Apply as a spray directed onto the grassy weeds at the base of the corn stalks in the hills or row. Initiate sprays in early July and repeat in early August if regrowth of grassy weeds occurs. For corn greater than 20 inches tall, arrange the nozzles to spray no higher than the lower 1/3 of the corn stalks. To avoid excessive phytotoxicity, use a shielded sprayer with skids or wheels on the spray boom to maintain spray height. Corn foliage sprayed will be injured, but the crop will recover and develop normally. ~~Do not graze livestock in treated area.~~

**SUGARCANE - Directed Spray:** For Kill of Emerged Annual Broadleaf Weeds and Grasses and for Top Kill of Perennials - Apply as a shielded or directed spray when weeds are 2 to 6 inches high. Avoid contact with cane foliage to prevent serious leaf burn and reduced yields. Make a second and final application, if necessary, when new weed growth is 2 to 6 inches high. Add Spreader (nonionic) at 16 fl. oz. per 100 gals. spray mix. ~~Do not graze treated areas or feed treated forage to livestock.~~

**FLORIDA ONLY -** Apply 1 qt. in 50 to 100 gals. of water per acre. For optimum results, apply early in the season (March-April) when weeds are small. Do not apply after June 1st because cane growth may be stunted and yields reduced.

**HAWAII ONLY -** Apply 1 qt. SUREFIRE in 20 to 200 gals. of water per acre. Do not apply after cane rows have closed in.

**LOUISIANA ONLY - Apply 1/2 to 1 qt. SUREFIRE in 20 to 200 gals. of water per acre. For tiller control, apply when tillers are less than 18" high. Use the higher rate of SUREFIRE with heavier weed infestations or tiller growth. Do not apply within 30 days of harvest.**

**FALLOW LAND APPLICATION IN VARIOUS SMALL-GRAIN WHEAT/BARLEY/MILLO/CORN FALLOW ROTATION SYSTEMS**

For control of most emerged annual broadleaf weeds and grasses during the fallow period(s). Apply SUREFIRE as a broadcast spray to weeds 1 to 6 inches tall. Weeds taller than 6 inches may not be controlled. As density of stubble, crop residues, or weeds increases, spray allowance should be increased within the recommended range for complete coverage. Weeds and grasses emerging after applications, and regrowth from perennial weeds will not be controlled.

Rate/ Acre of SUREFIRE	Nonionic Surfactant/100 gals Spray Mixture	Total Spray per Acre
1.5 pints	1-3 pints	Ground: 10-30 gals Air: 3-10 gals

**SURFACTANT:** Always use a nonionic surfactant (spreader) approved for agricultural use and which contains at least 75% surface-active ingredient. Non-use of a surfactant will result in incomplete spray coverage and reduced control of weeds. Use the higher rate of surfactant if weeds are difficult to wet or if tank-mixes with additional herbicides are used.

**SPRAY COVERAGE:** Apply using flat-fan nozzles using adequate total spray per acre to ensure complete coverage of weeds. Total weed coverage is essential for good control.

**SPRAY NOZZLES:** Flat-fan nozzles of size 3 to 8 and maximum 20-inch spacing are preferred for ground application of SUREFIRE. If spray volumes used will be in the 10- to 20-gallon-per-acre range, twin-orifice flat-fan nozzles (example: Twinjet 2-60-8004) will improve droplet size and spray distribution characteristics. If flood-type nozzles must be used, use a minimum of 20 gallons of finished spray per acre and select nozzle sizes to produce medium-fine droplets. Flood-type nozzle spacing should not exceed 40 inches. Flood-type nozzle size should not exceed size 10.

**SPRAY PRESSURES:** Operate spray equipment so that pressure at the nozzle is between 30 and 50 psi. Operating nozzles below or above this range will often result in inadequate or uneven spray coverage.

**BOOM HEIGHT:** Spray booms should be adjusted so that recommended spray pattern overlap is obtained at the top of the weed or cover crop canopy. Flat-fan nozzle spray patterns should overlap 20% in each edge, while flood-type nozzle spray patterns should overlap 50% at each edge (See figure 1).

**BEST AVAILABLE COPY**

**SPRAY CARRIER:** Use only clean water or nitrogen solutions as a carrier. Suspension-type fertilizers containing clay will reduce the activity of SUREFIRE herbicide and therefore should not be used.

**TANK MIXES:** The addition of Banvel® or 2,4-D may aid in the suppression of perennial broadleaf weeds and annual broadleaf weeds that have made excessive growth before application. Weeds and grasses emerging after application will not be controlled. Refer to the Banvel or 2,4-D labels for directions, limitations and cautions.

For extended weed control during the fallow period, tank-mix with a registered residual herbicide (examples: Glean®, Kerb®, Astrex®, Bladex®, etc.) or herbicide combinations. Refer to residual herbicide label(s) for directions, limitations, cautions, and for a list of weeds controlled by preemergence activity of the residual herbicide(s).

Add wettable powder herbicide(s) to spray tank first, mixing thoroughly in carrier. Then add liquid herbicide(s), SUREFIRE herbicide and nonionic surfactant (spreader). Constant agitation is recommended at all times.

#### NONCROP USES

NONCROP AREAS (Public Airports, Electric Transformer Stations and Substations, Pipeline Pumping Stations, Around Commercial Buildings, Storage Yards and Other Installations, Fence Lines, and Similar Noncrop Areas) - For the Control of Annual Broadleaf weeds and Grasses (such as Burclover, Chickweed, Filaree, Groundsel, Nettle, Pigweed, Plantain, Puncturevine, Purslane, Red Clover, Shepherdspurse, Thistle, Wild Mustard, Wild Radish, Wild Oats, Bluegrass, Cheatgrass, Crabgrass) and Top Kill and Suppression of Perennial Weeds (such as Bermudagrass, Johnsongrass, and Morningglory) - 1 qt SUREFIRE per acre. Apply for full coverage and thorough weed contact (10 to 100 gals. diluted spray per acre). Best results are obtained when applications are made to young, succulent weeds and grasses. Mature, woody weeds are less susceptible. Repeat as needed. Add Spreader (nonionic) at 16 oz. per 100 gals SUREFIRE is compatible with many residual herbicides. Avoid spray contact with foliage or fruit of food crops and ornamentals.

11/10/87

## STORAGE AND DISPOSAL

**PROHIBITIONS:** Do not contaminate water, food or feed by storage, disposal or cleaning of equipment. Open dumping is prohibited.

**STORAGE:** Store at temperature above 32°F. Do not contaminate feed, foodstuffs or drinking water. Do not store next to feed or food, or transport in or on vehicles containing foodstuffs or feeds. For help with any spill, leak, fire or exposure involving this material, call CHEMTREC 800/424-9300.

**PESTICIDE DISPOSAL:** This product is acutely hazardous. Improper disposal of excess pesticide, spray mixture, or rinsate is a violation of Federal law. If these wastes cannot be disposed of by use according to label instructions, contact your State Pesticide or Environmental Control Agency, or the Hazardous Waste representative at the nearest EPA Regional Office for guidance.

**CONTAINER DISPOSAL:** Triple rinse (or equivalent). Do not reuse container. Offer for recycling or reconditioning, or puncture and dispose of in a sanitary landfill, or dispose of by other procedures allowed by state and local authorities.

SUREFIRE® is a trademark of an ICI Group Company.

Aatrex® and Princep® are trademarks of CIBA-GEIGY Corporation.

Banvel® is a trademark of Sandoz Crop Protection Company.

Bladex®, Glean® and Sinbar® are trademarks of E. I. du Pont de Nemours & Co. (Inc.)

Kerb® is a trademark of Rohm and Haas Company.

Please consult each appropriate label for specific use recommendations.