

PM 25 10182-103

RESTRICTED USE PESTICIDE
Due to Acute Toxicity

For retail sale to and use only by Certified Applicators or persons under their direct supervision and only for those uses covered by the Certified Applicator's certification.

GRAMOXONE® SUPER Herbicide

A Weed, Grass, and Harvest Aid Herbicide

ACCEPTED
COMPLETE DIRECTIONS FOR USE

MAY - 8 1996

Under the Federal Insecticide,
Fungicide, and Rodenticide Act,
as amended, for the pesticide
registered under
EPA Reg. No. 10182-103

file copy

Inside of Front Cover

**CONDITIONS OF SALE
AND LIMITATION OF WARRANTY AND LIABILITY**

NOTICE: Read the entire Directions for Use and Conditions of Sale and Limitation of Warranty and Liability before buying or using this product. If the terms are not acceptable, return the product at once, unopened, and the purchase price will be refunded.

The Directions for Use of this product should be followed carefully. It is impossible to eliminate all risks inherently associated with the use of this product. Crop injury, ineffectiveness or other unintended consequences may result because of such factors as manner of use or application, weather or crop conditions, presence of other materials or other influencing factors in the use of the product, which are beyond the control of ZENECA or Seller. All such risks shall be assumed by Buyer and User, and Buyer and User agree to hold ZENECA and Seller harmless for any claims relating to such factors.

ZENECA warrants that this product conforms to the chemical description on the label and is reasonably fit for the purposes stated in the Directions for Use, subject to the inherent risks referred to above, when used in accordance with directions under normal use conditions. This warranty does not extend to the use of this product contrary to label instructions, or under abnormal conditions or under conditions not reasonably foreseeable to or beyond the control of Seller or ZENECA, and Buyer and User assume the risk of any such use. ZENECA MAKES NO WARRANTIES OF MERCHANTABILITY OR OF FITNESS FOR A PARTICULAR PURPOSE NOR ANY OTHER EXPRESS OR IMPLIED WARRANTY EXCEPT AS STATED ABOVE.

7 62

In no event shall ZENECA or Seller be liable for any incidental, consequential or special damages resulting from the use or handling of this product. **THE EXCLUSIVE REMEDY OF THE USER OR BUYER, AND THE EXCLUSIVE LIABILITY OF ZENECA AND SELLER FOR ANY AND ALL CLAIMS, LOSSES, INJURIES OR DAMAGES (INCLUDING CLAIMS BASED ON BREACH OF WARRANTY, CONTRACT, NEGLIGENCE, TORT, STRICT LIABILITY OR OTHERWISE) RESULTING FROM THE USE OR HANDLING OF THIS PRODUCT, SHALL BE THE RETURN OF THE PURCHASE PRICE OF THE PRODUCT OR, AT THE ELECTION OF ZENECA OR SELLER, THE REPLACEMENT OF THE PRODUCT.**

ZENECA and Seller offer this product, and Buyer and User accept it, subject to the foregoing conditions of sale and limitations of warranty and of liability, which may not be modified except by written agreement signed by a duly authorized representative of ZENECA.

7 62

TABLE OF CONTENTS

Page

STATEMENT OF PRACTICAL TREATMENT
PRECAUTIONARY STATEMENTS

- Hazards to Humans and Domestic Animals
- Environmental Hazards

DIRECTIONS FOR USE

- Agricultural Use Requirements
- Storage & Disposal
- General Information
 - Rainfastness
 - Application
 - Use of a Nonionic Surfactant or Crop Oil Concentrate
 - Nozzle Selection
 - Spray Carrier
 - Rates of GRAMOXONE SUPER
 - Spray Volume
 - Drift Minimization
 - Application Timing
 - Burndown of Grass Cover Crops or Volunteer Cereals
 - Environmental Conditions
 - Spot Spraying
 - Tank Mixing For Improved Burndown
- Limitations, Precautions & Warnings

CROPS SPECIFIC USE RECOMMENDATIONS

- Alfalfa
- Almonds
- Asparagus
- Beans, Dry (Form Harvest Aid)
- Cacao
- Cassavas, Taniars & Yams (Puerto Rico only)
- Chemical Fallow
- Clover and Other Legumes
- Corn
- Cotton
- Easter Lilies
- Fallow Land
- Grasses (for seed)
- Guar
- Guava
- Hops
- Mint
- Onions (seeded) and Garlic
- Passion Fruit
- Peanuts
- Pigeon Peas (Puerto Rico only)
- Pineapples
- Potatoes
- Resin Soaking
- Safflower
- Small Fruits
- Small Grains

7 62

Sorghum (grain)
Soybeans
~~Sugar Beets~~
Sugarcane
Sunflower
Taro, Dryland (Hawaii Only)
Tree Plantation Establishment
Trees & Vines

Tyfon (New Hampshire only)
Vegetables

Non-Agricultural Use Requirements:

OTHER USES

Conservation Reserve , Federal Set-Aside, and Conservation Compliance
Noncrop Uses
Pasture Reseeding

Conversion Table

7.62

KEEP OUT OF REACH OF CHILDREN

O
DANGER POISON
X
PELIGRO

Si usted no entiende la etiqueta, busque a alguien para que se la explique a usted en detalle.
(If you do not understand the label, find someone to explain it to you in detail.)

ONE SWALLOW CAN KILL!

SYMPTOMS ARE PROLONGED AND PAINFUL. ONSET OF SYMPTOMS MAY BE DELAYED FOR UP TO 3 DAYS AFTER SWALLOWING.

- **DO NOT USE OR STORE IN OR AROUND THE HOME.**
- **DO NOT REMOVE CONTENTS EXCEPT FOR IMMEDIATE USE.**
- **NEVER PUT INTO FOOD, DRINK OR OTHER CONTAINERS.**

ACTIVE INGREDIENT:

Paraquat dichloride (1,1'-dimethyl-4,4'-bipyridinium dichloride) 23.2%

INERT INGREDIENTS: 76.8%

Total 100.0%

Contains 1.5 lbs. paraquat cation per gallon.
Contains stench (odor) and emetic.

EPA Reg. No. 10182-103

4 62

STATEMENT OF PRACTICAL TREATMENT

IF SWALLOWED: IMMEDIATELY induce vomiting by touching back of throat with finger. Administer fluids and induce further vomiting. Do not induce vomiting or give anything by mouth to an unconscious person. **GET TO A HOSPITAL OR PHYSICIAN FAST. PROMPT TREATMENT IS ESSENTIAL AND MUST BE INITIATED BEFORE SIGNS AND SYMPTOMS APPEAR.**

NOTE TO PHYSICIANS: CALL ZENECA MEDICAL EMERGENCY INFORMATION NETWORK 1-800-327-8633 (Dial 1-800-F-A-S-T-M-E-D) at any hour to obtain toxicology and medical management consultation, a supply of bentonite clay, and paraquat analysis. Symptoms following ingestion may be delayed up to 3 days. To be effective, treatment for paraquat poisoning must begin **IMMEDIATELY**. Treatment consists of binding paraquat in the gut with suspensions of bentonite clay or charcoal and removal of paraquat from the blood by prolonged charcoal hemoperfusion or continuous hemodialysis.

IF ON SKIN: IMMEDIATELY wash with soap and water. Prolonged contact will cause severe irritation. Contact with irritated skin or a cut, or repeated contact with intact skin may result in poisoning. **GET MEDICAL ATTENTION.**

IF IN EYES: IMMEDIATELY wash eyes with water for at least 15 minutes and get medical attention. Contact may cause eye injury. **CALL A PHYSICIAN.**

IF INHALED: IMMEDIATELY remove victim to fresh air or get away from spray mist. Exposure may cause irritation, nose bleeds and may lead to poisoning. Stop and check spray procedure. The odor of this product is from the stenching agent which has been added, not from paraquat.

Read and follow **PRECAUTIONARY STATEMENTS.**

FOR 24-HOUR EMERGENCY MEDICAL ASSISTANCE, CALL 1-800-F-A-S-T-M-E-D (327-8633).

FOR CHEMICAL EMERGENCY: Spill, leak, fire, exposure, or accident call CHEMTREC 1-800-424-9300.

7 62

PRECAUTIONARY STATEMENTS

HAZARDS TO HUMANS AND DOMESTIC ANIMALS

O

DANGER POISON

X

FATAL IF SWALLOWED, INHALED OR ABSORBED THROUGH SKIN. CAUSES IRREVERSIBLE EYE DAMAGE. CAUSES SKIN IRRITATION. MAY CAUSE ALLERGIC SKIN REACTION.

DO NOT get in eyes, on skin, or on clothing. **DO NOT** breathe spray mist. **WASH SPLASHES** from skin and eyes immediately.

Personal Protective Equipment

Applicators and other handlers (other than Mixers and Loaders) must wear:

- Coveralls ~~OR~~ long-sleeved shirt and long pants
- Waterproof gloves
- Shoes plus socks
- ~~Protective eyewear~~
- ~~Chemical-resistant headgear for overhead exposure~~
- Dust/mist filtering respirator (MSHA/NIOSH approval number prefix TC-21C)

Mixers and Loaders (pouring, loading and mixing concentrate, cleaning equipment or when exposure to concentrate is possible) must wear:

- Coveralls ~~over~~ long-sleeved shirt and long pants
- Waterproof gloves
- ~~Chemical-resistant footwear plus socks~~ ~~Shoes plus socks~~
- ~~Protective eyewear~~ ~~Face shield~~
- ~~Chemical-resistant headgear for overhead exposure~~
- Chemical-resistant apron when cleaning equipment, mixing, or loading
- ~~Dust/mist filtering respirator (MSHA/NIOSH approval number prefix TC-21C)~~

Discard clothing and other absorbent materials that have been drenched or heavily contaminated with this product's concentrate. Do not reuse them. Follow manufacturer's instructions for cleaning/maintaining PPE. If no such instructions for washables, use detergent and hot water. Keep and wash PPE separately from other laundry.

When handlers use closed systems, enclosed cabs, or aircraft in a manner that meets the requirements listed in the Worker Protection Standard (WPS) for agricultural pesticides [40 CFR 170.240(d)(4-6)], the handler PPE requirements may be reduced or modified as specified in the WPS.

User Safety Recommendations

Users should:

- Wash hands before eating, drinking, chewing gum, using tobacco or using the toilet.
 - Remove clothing immediately if pesticide gets inside. Then wash thoroughly and put on clean clothing.
 - Remove PPE immediately after handling this product. Wash the outside of gloves before removing. As soon as possible, wash thoroughly and change into clean clothing.
-

7 62

ENVIRONMENTAL HAZARDS

WILDLIFE: This product is toxic to wildlife. Birds and other wildlife in treated areas may be killed. Do not apply directly to water or to areas where surface water is present or to intertidal areas below the mean high water mark. Do not contaminate water when disposing of equipment washwaters.

DRIFT: GRAMOXONE® SUPER herbicide is a contact herbicide that kills all green plant tissue. Do not apply under conditions involving possible drift to food, forage, or other plantings that might be damaged or the crops thereof rendered unfit for sale, use, or consumption. Do not apply when weather conditions favor drift from treated areas treated. For aerial applicators use, do not apply during periods of thermal inversion to avoid drift. To avoid drift, do not make aerial applications during periods of thermal inversion. Refer to the local state laws, regulations, and guidelines for proper application to avoid off-target movement.

CHEMICAL HAZARD: This product reacts with aluminum to produce hydrogen gas which may form a highly combustible gas mixture. Such gas could flash or explode, causing serious personal injury, if ignited by open flame, spark, welder's torch, lighted cigarette, or other ignition source. Do not mix or store in containers, spray tanks, nurse tanks, or such systems made of aluminum or having aluminum fittings. After dilution with water to spray concentrations, spray systems made of, or containing aluminum parts, may be used but should not be used for extended (overnight) storage.

EQUIPMENT/CONTAINER: Flush all spray equipment with water after use each day. GRAMOXONE SUPER is corrosive to aluminum. Aluminum spray equipment and aluminum aircraft structures that are exposed to spray solution or spray drift should be flushed thoroughly with water immediately after use.

7 62

DIRECTIONS FOR USE

It is a violation of Federal law and may endanger the applicator or third parties to use this product without complying with all label directions and warnings.

Do not apply this product in a way that will contact workers or other persons, either directly or through drift. Only protected handlers may be in the area during application. For any requirements specific to your State or Tribe, consult the agency responsible for pesticide regulation.

AGRICULTURAL USE REQUIREMENTS

Use this product only in accordance with its labeling and with the Worker Protection Standard, 40 CFR part 170. This Standard contains requirements for the protection of agricultural workers on farms, forests, nurseries, and greenhouses, and handlers of agricultural pesticides. It contains requirements for training, decontamination, notification, and emergency assistance. It also contains specific instructions and exceptions pertaining to the statements on this label about personal protective equipment (PPE), notification to workers, and restricted-entry interval. The requirements in this box only apply to uses of this product that are covered by the Worker Protection Standard.

For Preplant or Preemergence (Broadcast or Banded), Chemical Fallow, Postemergence (Broadcast or Directed Spray), ~~Early Postemergence Broadcast in Peanuts~~ and Dormant Season Applications, and "Between Cutting" Applications in Alfalfa: Do not enter or allow worker entry into treated areas during the restricted entry interval (REI) of 12 hours.

For Harvest Aid and Desiccation Applications: Do not enter or allow worker entry into treated areas during the restricted entry interval (REI) of 48 hours.

PPE required for early entry to treated areas that is permitted under the Worker Protection Standard and that involves contact with anything that has been treated, such as plants, soil, or water, is:

- Coveralls over long-sleeved shirt and long pants
- Waterproof gloves
- Chemical-resistant footwear plus socks
- ~~Protective eyewear~~
- Chemical-resistant headgear for overhead exposure

Notify workers of the application by warning them orally and by posting warning signs at entrances to treated areas.

STORAGE AND DISPOSAL

PROHIBITIONS: Do not contaminate water, food, or feed by storage, disposal or cleaning of equipment. Open dumping is prohibited.

STORAGE: Store at temperatures above 32°F. Do not contaminate feed, foodstuffs or drinking water. Do not store next to feed or food, or transport in or on vehicles containing foodstuffs or feeds. For help with any spill, leak, fire or exposure involving this material, call CHEMTREC 1-800-424-9300.

PESTICIDE DISPOSAL: This product is acutely hazardous. Improper disposal of excess pesticide, spray mixture, or rinsate is a violation of Federal law. If these wastes cannot be disposed of by use according to label instructions, contact your State Pesticide or Environmental Control Agency, or the Hazardous Waste representative at the nearest EPA Regional Office for guidance.

CONTAINER DISPOSAL: Triple rinse (or equivalent). Do not reuse container. Offer for recycling or reconditioning, or puncture and dispose of in a sanitary landfill, or dispose of by other procedures allowed by state and local authorities.

CONTAINER IS NOT SAFE FOR FOOD, FEED OR DRINKING WATER!

FOR BULK/ MINI-BULK AND E-Z HANDLER® CONTAINERS:

CONTAINER DISPOSAL: Reseal container and offer for reconditioning, or triple rinse (or equivalent) and offer for recycling or reconditioning, or clean in accordance with manufacturer's instructions.

CONTAINER PRECAUTIONS: Before refilling, inspect thoroughly for damage, such as cracks, punctures, bulges, dents, abrasions and damaged or worn threads on closure devices.

REFILL ONLY WITH GRAMOXONE SUPER HERBICIDE. The contents of this container cannot be completely removed by cleaning. Refilling with materials other than GRAMOXONE SUPER will result in contamination and may weaken container.

After filling and before transporting, check for leaks.

Do not refill or transport damaged or leaking container.

CONTAINER IS NOT SAFE FOR FOOD, FEED OR DRINKING WATER!

READ ENTIRE LABEL. USE STRICTLY IN ACCORDANCE WITH DANGER STATEMENTS AND DIRECTIONS, AND WITH APPLICABLE STATE AND FEDERAL REGULATIONS. READ STATEMENT OF PRACTICAL TREATMENT AND PRECAUTIONARY STATEMENTS ON PAGES _____.

NOTE: DO NOT USE AROUND HOME GARDENS, SCHOOLS, RECREATIONAL PARKS, GOLF COURSES, OR PLAYGROUNDS.

DO NOT APPLY THIS PRODUCT THROUGH ANY TYPE OF IRRIGATION SYSTEM.

962

IMPORTANT: The effect of swallowing GRAMOXONE SUPER herbicide is far more severe than that which usually results from skin contact or inhalation of spray mist. This product should not cause injury if used according to label instructions. Follow the label as if your life depends on it.

GENERAL INFORMATION

GRAMOXONE SUPER herbicide is a contact herbicide used to control or suppress a broad spectrum of emerged weeds. GRAMOXONE SUPER herbicide controls most small annual weeds – both broadleaves and grasses, and suppresses perennial weeds by destroying green foliage. GRAMOXONE SUPER herbicide can also be used as a crop desiccant at harvest.

GRAMOXONE SUPER herbicide is formulated as a liquid which contains 1½ lbs. of active ingredient per gallon. The formulation is green in color and contains a non-toxic odor, and an emetic (an agent which will induce vomiting if the product is swallowed). The green color and odor are included in the formulation to help prevent accidental ingestion of GRAMOXONE SUPER herbicide.

GRAMOXONE SUPER herbicide is rapidly absorbed by green plant tissue and interacts with the photosynthetic process to produce superoxides which destroy the plant cells. GRAMOXONE SUPER herbicide requires actively growing green plant tissue to function. Thorough coverage of all green foliage is essential for effective weed control. GRAMOXONE SUPER herbicide is not as effective on drought-stressed weeds, weeds with little green foliage (i.e., mowed or cut weeds), or mature woody bark of trees and vines.

Clay and organic matter rapidly tie up GRAMOXONE SUPER herbicide. As a result, GRAMOXONE SUPER herbicide has no residual soil activity to affect later-planted crops or later germinating weeds.

RAINFASTNESS

Because GRAMOXONE SUPER herbicide is rapidly absorbed by the weed foliage, rain occurring 30 minutes or more after application will have no effect on the activity of GRAMOXONE SUPER herbicide.

APPLICATION

Since GRAMOXONE SUPER herbicide is a contact-type herbicide, it is essential to obtain complete coverage of target weeds to get good control. Improper application technique and/or application to large, stressed, or mown weeds will usually result in unacceptable weed control. Good coverage is also essential for proper performance in harvest-aid applications. See details below for specific application instructions.

USE OF A NONIONIC SURFACTANT OR CROP OIL CONCENTRATE

ALWAYS ADD ONE OF THE FOLLOWING:

Failure to add one of the following will result in reduced performance of GRAMOXONE SUPER herbicide.

Nonionic Surfactant: Add nonionic surfactant containing 75% or more surface-active agent at 0.125% v/v (1 pint per 100 gallons), OR add a nonionic surfactant containing 50-74% surface-

762

active agent at 0.25% v/v (2 pints per 100 gallons), of the finished spray volume for ground applications. For aerial applications, add a nonionic surfactant at 0.25% v/v (2 pints per 100 gallons) of the finished spray volume.

Crop Oil Concentrate: Add a non-phytotoxic crop oil concentrate containing 15-20% approved emulsifier, at 1.0% v/v (1 gallon per 100 gallons) of the finished spray volume for ground applications. For aerial applications, add 1 pint of crop oil concentrate per acre. Do not use crop oil concentrate when using GRAMOXONE SUPER for cotton harvest aid.

NOZZLE SELECTION

The use of flat-fan nozzles will result in the most effective application of GRAMOXONE SUPER herbicide. Flood nozzles are generally not as good as flat fans since they produce large uneven droplets. The use of flood nozzles may result in reduced weed control due to inadequate coverage.

WHEN SPRAYING LESS THAN 20 GALLONS OF SPRAY CARRIER PER ACRE, USE ONLY FLAT FAN NOZZLES AS RECOMMENDED IN THE CHART BELOW.

RECOMMENDED NOZZLES, PRESSURES AND SETUP		
	Nozzle Type	
	Flat Fan	Flood
Maximum Size	8	15
Spray Pressure (at nozzle)	30-50 P.S.I.	30-50 P.S.I.
Maximum Nozzle Spacing	30"	40"
Direction of Spray Pattern	Down	Down
Maximum Speed	10 mph	10 mph
Spray Overlap (at each edge)	30%	50%

(Typesetter: Insert nozzle illustrations here)

Using nozzles, pressures, or setups different from the above chart will result in reduced control.

SPRAY CARRIER

Always use clean water (free of mud or clay), clear liquid nitrogen, or complete clear liquid fertilizers as the carrier when spraying GRAMOXONE SUPER herbicide. Muddy water, or suspension-type fertilizers containing clay, can inactivate GRAMOXONE SUPER herbicide. Never use suspension-type fertilizers containing clay as the spray carrier. If using a complete-clear liquid fertilizer containing high phosphate levels as the spray carrier, always use the higher rate of GRAMOXONE SUPER herbicide and surfactant.

NOTE: When using liquid fertilizers such as 28% N as a carrier, it is important that nonionic surfactant still be used with GRAMOXONE SUPER herbicide. Liquid fertilizer carriers cannot substitute for surfactant.

RATES OF GRAMOXONE SUPER HERBICIDE

Follow recommended rates listed with each use of GRAMOXONE SUPER herbicide. Use the higher label rates when weeds are dense or large. Also, use higher label rates for harvest aid when crop vegetation is dense.

SPRAY VOLUME

Follow recommended minimum spray volumes listed with each use of GRAMOXONE SUPER herbicide. These are **minimum** volumes only, and spray volumes should be increased as necessary to obtain complete coverage of the target weed or plant without runoff from the foliage.

WHEN SPRAYING LESS THAN 20 GALLONS OF SPRAY CARRIER PER ACRE, TARGET WEEDS SHOULD NOT EXCEED 6 INCHES IN HEIGHT.

DRIFT MINIMIZATION

DO NOT spray if conditions of thermal inversion exist, or if wind direction and speed may cause spray drift onto adjacent areas. With both aerial and ground applications, the use of a drift control or spray deposition additive (in accordance with label directions) may reduce the potential for drift to occur. **Drift minimization is the responsibility of the applicator.** Refer to the local state laws, regulations, and guidelines for proper application to avoid off-target movement.

When GRAMOXONE SUPER herbicide is applied at less than 10 gallons per acre finished spray volume, a drift control or spray deposition additive **SHOULD** be used. Refer to the additive label for use directions.

APPLICATION TIMING

GRAMOXONE SUPER herbicide should be applied to emerged weeds when they are small. Weeds 1" to 6" in height are the easiest to control. Larger weeds may be more difficult to control. When weeds have been grazed or mowed, thus removing much of the green foliage, allow the weeds to regrow to a height of 2 to 4 inches before spraying if possible. Similarly, when forage or grain crops have been harvested prior to spraying, weeds present in the field will also have been cut. To allow for adequate green foliage to remain on weeds in this situation, raise cutter bars as high as possible from the ground to cut stubble and weeds at a greater height.

BURNDOWN OF GRASS COVER CROPS OR VOLUNTEER CEREALS

When using GRAMOXONE SUPER herbicide for control of grass cover crops or volunteer cereals, best results are obtained when GRAMOXONE SUPER herbicide is applied **prior to tillering or after boot stage.** This is especially important with a wheat cover crop or volunteer wheat. Treatments made between tillering and boot stage will generally not provide complete control. Do not expect complete control of perennial cover crops.

ENVIRONMENTAL CONDITIONS

GRAMOXONE SUPER herbicide is active over a wide range of environmental conditions. Cool weather (below 55°) will slow the activity of GRAMOXONE SUPER herbicide, as will cloudy, overcast weather, but will not affect performance.

In dry areas, dust stirred up by high winds or equipment tires can coat weed leaves and reduce GRAMOXONE SUPER herbicide activity. Avoid applying GRAMOXONE SUPER herbicide in extremely dusty conditions.

SPOT SPRAYING

When only small areas are to be sprayed with labeled applications, it is advantageous to mix small quantities of GRAMOXONE SUPER herbicide. To aid in mixing small quantities, the following table should be consulted. ~~When spraying with wand-type applicators as in spot spraying, always follow precautionary statements regarding use, protective clothing and footwear.~~

If The Broadcast Rate Per Acre for GRAMOXONE SUPER Herbicide is:	Add The Following Amount of GRAMOXONE SUPER Herbicide To 1 Gallon of Water
1½ pts.	1/2 fl. oz.
2½ pts.	3/4 fl. oz.
3 pts.	1 fl. oz.
5 pts.	1-2/3 fl. oz.

Always add 1/3 to 1/2 fl. oz. of a nonionic surfactant for each gallon of spray. When spot spraying in this manner, spray to thoroughly wet the foliage, but not to the point of runoff.

TANK MIXING FOR IMPROVED BURNDOWN OF DIFFICULT WEEDS AND RESIDUAL WEED CONTROL

Photosynthetic Inhibitor Herbicides

Difficult weeds can often be controlled by tank mixing GRAMOXONE SUPER herbicide with other herbicides. The addition of herbicides which are also photosynthetic inhibitors (PSI) will slow the activity of GRAMOXONE SUPER herbicide, allowing GRAMOXONE SUPER herbicide to thoroughly distribute itself within the treated leaf. The resulting level of control is usually greater than if GRAMOXONE SUPER herbicide was applied alone.

GRAMOXONE SUPER herbicide may be applied in tank mixture with the following PSI herbicides:

Aatrex® herbicide
Atrazine herbicide
Bicep® herbicide
Bicep Lite® herbicide
Bladex® herbicide
Canopy® herbicide*
Extrazine® herbicide*
Gemini® herbicide*
Griffex® herbicide*
Lariat® herbicide
Lexone® herbicide
Linex® herbicide*
Lorox® herbicide
Lorox Plus™ herbicide
Preview® herbicide*
Princep® herbicide
Sencor® herbicide

*Not for use in California.

Refer to respective product label(s) for rates of application, directions for use, limitations, cautions and for a list of weeds controlled.

Improved Weed Control With PSIs

Control of difficult weeds listed below and annual grass control will be enhanced by the addition of a PSI herbicide. For best results a second application is needed.

Marestail	Prickly lettuce
Pennsylvania Smartweed	Lambsquarters
Velvetleaf	Morningglory
Malva (Cheeseweed)	Cheatgrass
Fall Panicum	Knotweed
Giant Ragweed	Volunteer wheat
Kochia	Perennial Weeds (suppression only)
Cocklebur	Barnyardgrass
Tansymustard	Broadleaf signalgrass
	Sedges

Improved Control of Perennial and Annual Broadleaf Weeds

When perennial broadleaf weeds such as Canada thistle, bindweed, dandelion, etc. or difficult to control annual broadleaf weeds such as giant ragweed or morningglory are present, tankmixes with 2,4-D ester (Low Volatile), 2,4-DB or Banvel® herbicide, where labeled, will help improve control. Tank mixing the amine formulation of 2,4-D with GRAMOXONE SUPER herbicide may result in reduced grass control.

7 62

Order of Tank Mixing

In general, GRAMOXONE SUPER herbicide tankmixes with other products should be mixed as follows:

1. Fill spray tank 1/2 full with clean water or other approved carriers such as clear liquid fertilizer.
2. Begin tank agitation and continue throughout mixing and spraying.
3. Add dry formulations (WP, DF, etc.) to tank.
4. Add liquid formulations (SC, EC, L, etc.) to tank.
5. Add GRAMOXONE SUPER herbicide to tank.
6. Add nonionic surfactant to tank.
7. Fill remainder of spray tank.

Always refer to labels of other pesticide products for mixing directions and precautions which may differ from those outlined here.

Since many of the herbicides listed on this label are available in several types of formulations, it is advisable to perform a jar test to check physical compatibility.

LIMITATIONS, PRECAUTIONS AND WARNINGS

- **DO NOT** use around home gardens, schools, recreational parks, or playgrounds.
- In preplant and preemergence (to the crop) uses, do not apply to soils lacking clay minerals, i.e., peat, muck, pure sand, artificial planting media.
- Seedbeds and plantbeds should be formed as far ahead of planting and treatment as possible to permit maximum weed and grass emergence prior to treatment.
- Seeding or transplanting should be done with a minimum amount of soil disturbance.
- Weeds and grasses emerging after application of GRAMOXONE SUPER herbicide will not be controlled or suppressed.
- Unless otherwise indicated, crop plants emerged at time of application may be severely injured or killed if contacted by sprays of GRAMOXONE SUPER herbicide.
- **PRODUCT PERFORMANCE CONCERNS:** Concerns with the performance of GRAMOXONE SUPER herbicide must be reported to the retail dealer or to a ZENECA representative within 14 days of application. Weeds emerging after application or regrowth of perennial weeds do not constitute a legitimate product performance complaint.

SPECIFIC USE RECOMMENDATIONS

The following tables indicate use patterns, rates, minimum spray volumes, preharvest intervals and other precautions, restrictions and comments specific to each crop. Read and follow directions carefully.

Crop	Use Pattern	GRAMOXONE SUPER Rate Per Acre	Minimum Total Spray Per Acre	Grazing or Preharvest Interval (Days)	Precautions, Restrictions
ALFALFA New seedlings (California only)	Broadcast	See Table __ page __	Ground: 25 gal Air: 5 gal	70	<ul style="list-style-type: none"> • Apply during late winter or early spring • Do not cut or harvest within 70 days • Do not apply more than once during season • Caution: Seedling alfalfa stands will require special care if necessary. • Not recommended for seedling alfalfa • Alfalfa foliage present at time of application
ALFALFA Preplant or Preemergence (No-till or conventional planting)	Preplant or Preemergence Broadcast or Banded Over- Row	2½ - 5 pints (use a minimum of 3 pts. in California)	Ground: 10 gal Air: 5 gal	-	<ul style="list-style-type: none"> • Apply prior to emergence of the crop • Crop plants emerged at time of application • Seeding should be done with a minimum of 100 lbs/acre

Page 18
 GRAMOXONE SUPER Booklet
 GRA103B.RSM - 013096

Crop	Use Pattern	GRAMOXONE SUPER Rate Per Acre	Minimum Total Spray Per Acre	Grazing or Preharvest Interval (Days)	Precautions, Restrictions and Comments
<p>ALFALFA</p> <p>Dormant season on established plantings</p> <p>Region A - See map at end of Alfalfa section.</p>	Broadcast	2½ - 4½ pints	Ground: 10 gal Air: 5 gal	42	<ul style="list-style-type: none"> • For control of weeds, including bluegrass, chickweed, henbit, downy brome, ryegrass, cheatgrass, dogfennel, tansymustard, London rocket, sowthistle, rescue brome, wild oats, and other winter annuals; and suppression of perennial weeds. • Do not apply if <i>fall regrowth</i> following last fall cutting is greater than 6", or if <i>spring regrowth</i> is more than 2". • Apply to well-established stands (at least one year old) after the crop is dormant. • Alfalfa foliage present at the time of application will be burned which may reduce the yield of the first cutting. • Do not cut or harvest within 60 days of application. • Do not apply more than once per season. • Tank mix with metribuzin (Lexone or Sencor) for improved burndown of weed vegetation and residual weed control. Consult the metribuzin product label for a list of weeds controlled, rates of application, and precautions.

18 of 62

GRAMOXONE SUPER Booklet
GRA103B.RSM - 013096

Crop	Use Pattern	GRAMOXONE SUPER Rate Per Acre	Minimum Total Spray Per Acre	Grazing or Preharvest Interval (Days)	Precautions, Restrictions and Comments
<p>ALFALFA</p> <p>Dormant season Tankmix with Velpar® L herbicide</p> <p>Region A - See map at end of Alfalfa section.</p>	<p>Broadcast</p>	<p>1½ - 2½ pints</p>	<p>Ground: 10 gal Air: 10 gal</p>	<p>42</p>	<ul style="list-style-type: none"> • For control of weeds such as chickweed, downy brome and tanseymustard. • Use the 1½ pt. rate of GRAMOXONE SUPER when weeds and grasses are less than 4" tall. • Mix with 1 to 2 qts. of Velpar L per acre. • Use the lower rate of Velpar L on loamy sands or sandy loams. Refer to Velpar L label for directions, limitations, cautions and for a list of weeds controlled. • Apply once to established alfalfa stands during the dormant season. • Do not apply if <i>fall regrowth</i> following last fall cutting is greater than 6", or if <i>spring regrowth</i> is more than 2". • Do not apply to alfalfa during the first season after seeding. • Temporary chlorosis may occur on alfalfa regrowth. • Stress which may be caused in part by low fertility, disease, insects, winterkill, over cutting, drought or frost may increase the chances of crop injury. • DO NOT USE on gravelly or rocky soils, exposed subsoils, hardpan, sand or poorly drained alkaline soils as crop injury, including mortality, may result. • Do not cut or harvest within 42 days of application.

19 of 62

Page 20
 GRAMOXONE SUPER Booklet
 GRA103B.RSM - 013096

Crop	Use Pattern	GRAMOXONE SUPER Rate Per Acre	Minimum Total Spray Per Acre	Grazing or Preharvest Interval (Days)	Precautions, Restrictions and Comments
<p>XXXXXXXXXX</p> <p>Dormant Season</p> <p>On established plantings: Region B- See map at end of Alfalfa section.</p> <p>On fall-seeded, newly established stands less than 1-year-old: Region A- See map at end of Alfalfa section.</p> <p>On fall-seeded, newly established stands less than 1-year-old: Region B- See map at end of Alfalfa section.</p>	<p>Broadcast</p> <p>Broadcast</p> <p>Broadcast</p>	<p>1½ - 2½ pints</p> <p>1½ - 2½ pints</p> <p>¾ - 1¼ pints</p>	<p>Ground: 10 gal Air: 5 gal</p> <p>Ground: 10 gal Air: 5 gal</p> <p>Ground: 10 gal Air: 5 gal</p>	<p>60</p>	<ul style="list-style-type: none"> • For desiccation of weeds, including London rocket, sowthistle, rescue brome, wild oats, chickweed, ryegrass, bluegrass, cheatgrass, dogfennel, tansymustard, henbit, downy brome, and other winter annuals; and suppression of perennial weeds. • Apply during late fall or winter months after the last fall cutting and before first spring cutting. • Do not apply if <i>regrowth</i> after grazing or cutting is more than 2 inches. • Do not harvest within 60 days of application. • CAUTION: Applications to alfalfa that is not dormant, or has broken dormancy, may result in stand and/or yield reductions. Replanting may be necessary. Green alfalfa foliage present at the time of application will be burned. • Total hay yield of first cutting may be reduced in alfalfa fields with severe weed infestation. This reduction will usually be directly proportionate to the loss of weed weight. • Do not apply more than once per season. • Tank mix with metribuzin (Lexone or Sencor) for improved burndown of weed vegetation and residual weed control in <i>dormant established</i> (at least 1-year old) alfalfa. Consult the metribuzin product label for a list of weeds controlled, rates of application, and precautions. • Do not apply tankmix with metribuzin on newly established (less than 1-year old) alfalfa. <p>California</p> <ul style="list-style-type: none"> • For desiccation of weeds including bluegrass, ryegrass, shepherdspurse, chickweed, tanseymustard, foxtail, sowthistle and groundsel. • Use high rate if ryegrass, shepherdspurse, sowthistle or groundsel is present.

20 7 62

GRAMOXONE SUPER Booklet
 GRA103B.RSM - 013096

Crop	Use Pattern	GRAMOXONE SUPER Rate Per Acre	Minimum Total Spray Per Acre	Grazing or Preharvest Interval (Days)	Precautions, Restrictions and Comments
<p>ALFALFA</p> <p>Between-cuttings treatment in established plantings. (Includes first year alfalfa) (All states East of the Rocky Mountains)</p> <p>(INSERT MAP BETWEEN ALFALFA AND ASPARAGUS SECTIONS)</p>	<p>Broadcast</p>	<p>1½ pints</p>	<p>Ground: 10 gal</p>	<p>30</p>	<ul style="list-style-type: none"> • Weeds much beyond the seedling stage and the stubble of weeds cut off during harvest will be less affected by this treatment. • Apply immediately after alfalfa has been removed for hay or silage. • Do not treat more than 5 days after cutting. • CAUTION: First year alfalfa stands and yields may be reduced if alfalfa is allowed to regrow more than two (2) inches. • Alfalfa foliage present at time of application will be burned. • In arid areas where moisture is limited, weed control may be reduced. • Do not cut or harvest within 30 days of application. • Make 1 to 3 applications, as needed, during the growing season. These sprays may be applied in addition to a dormant application. • For first year alfalfa, do not apply more than twice during the first growing season.

21
 262

Crop	Use Pattern	GRAMOXONE SUPER Rate Per Acre	Minimum Total Spray Per Acre	Grazing or Preharvest Interval (Days)	Precautions, Restrictions and Comments
<u>ALMONDS</u>	Directed Spray	1/2 - 5 pints	Ground: 10 gal	1	<ul style="list-style-type: none"> Do not allow spray to contact green stems (except suckers) or foliage. Use a shield or wrap plant when spraying around young trees or vines. Do not graze treated areas. Do not feed cover crops grown in treated areas to livestock. Do not apply when nuts to be harvested are on the ground. For mature woody weeds, perennial weeds, late germinating weeds and green suckers, retreatment or spot treatments may be necessary.
<u>ASPARAGUS</u> Preplant or Preemergence	Preplant or Preemergence Broadcast or Banded Over-Row	2 1/2 - 5 pints (use a minimum of 3 pts. in California)	Ground: 10 gal Air:* 5 gal *Currently not registered for use in California.	-	<ul style="list-style-type: none"> Apply prior to emergence of the crop. Crop plants emerged at time of application will be killed.
<u>ASPARAGUS</u> Preemergence to established plantings at least 2 years old	Broadcast or Banded Over-Row	2 1/2 - 5 pints (use a minimum of 3 pts. in California)	Ground: 10 gal Air: 5 gal	6	<ul style="list-style-type: none"> Apply prior to emergence of crop or after last harvest. Crop plants emerged at time of planting will be killed. May be tank-mixed with Princep herbicide for residual control. Refer to Princep label for specific directions, limitations, cautions and for a list of weeds controlled.

22
 762

Crop	Use Pattern	GRAMOXONE SUPER Rate Per Acre	Minimum Total Spray Per Acre	Grazing or Preharvest Interval (Days)	Precautions, Restrictions and Comments
<p><u>BEANS, DRY</u> (Form) <u>Cicer-arietum</u></p> <p><u>Lupinus spp</u> (including) Sweet lupine White sweet lupine White lupine Grain lupine</p> <p><u>Phaseolus spp</u> (including) Azuki beans Asparagus beans Black beans Black beans Field beans Garbonzo beans Kidney beans Lupin beans Lima beans Moth beans Mung beans Navy beans Pinto beans Rice beans Snap beans Lepary beans Urd beans Wax beans</p> <p><u>Vigna spp</u> (including) Blackeyed peas Chickpeas Cowpeas</p>	Harvest-Aid	1½ - 2½ pints	Ground: 20 gal Air: 5 gal	7	<ul style="list-style-type: none"> • Add spreader (nonionic) at 1 quart per 100 gallons of spray mix. • For vining type beans or bush type with lush growth, use a single application of the higher rate. • May also be applied as a split application. DO NOT make more than 2 applications or exceed a total of 1,5 pints per acre. The split application may improve vine coverage. • Apply when the crop is mature and at least 80% of the pods are yellowing and mostly ripe with no more than 40% (<i>bush type beans</i>) or 30% (<i>vine type beans</i>) of the leaves still green in color. • DO NOT apply when weather conditions favor spray drift. A drift control agent may be included to reduce spray drift. • DO NOT use on Faba beans. • NOT REGISTERED FOR USE ON DRY BEANS IN CALIFORNIA

23
9
62

Page 24
 GRAMOXONE SUPER Booklet
 GRA103B.RSM - 013096

Crop	Use Pattern	GRAMOXONE SUPER Rate Per Acre	Minimum Total Spray Per Acre	Grazing or Preharvest Interval (Days)	Precautions, Restrictions and Comments
BEANS, DRY Crowder peas Southern peas Cajana Guar					
<u>CACAO</u>	Directed Spray	2.5 - 5 pints	Ground: 50-200 gal	1	<ul style="list-style-type: none"> • Apply when weeds are succulent and growth is from 1-6 inches. • For mature woody weeds, late-germinating weeds and grasses and for perennials; retreatment or spot treatment may be necessary. • Do not allow spray to contact cacao plants as injury may result. Use a shield for young trees. • Do not spray under windy conditions. • Do not graze treated areas or feed treated cover crops to livestock.
<u>CASSAVAS, TANIERS & YAMS</u> (Puerto Rico only) Shielded Post directed spray)	Shielded Post Directed Spray	2½ pints	Ground: 50 gal	90	<ul style="list-style-type: none"> • Apply when weeds are succulent and growth is 1-6 inches. • On cassavas and taniers, do not make more than 3 applications per crop season. • On yams do not make more than 2 applications per crop season. • Do not allow spray to contact cassavas, tanier or yam plants as injury may result. • Do not spray under windy conditions. • Do not graze treated areas or feed treated forage to livestock.

29 to 718

Crop	Use Pattern	GRAMOXONE SUPER Rate Per Acre	Minimum Total Spray Per Acre	Grazing or Preharvest Interval (Days)	Precautions, Restrictions and Comments
CHEMICAL <u>FALLOW</u> General Information			Ground 5 gal Air 5 gal See Precautions, Restrictions and Comments		<ul style="list-style-type: none"> • Use higher spray volumes for better coverage as density of stubble, crop residue or weeds increase. • To control volunteer wheat or downy brome, fall-applied treatments generally work best with GRAMOXONE SUPER. If possible, tank mix with Atrazine or Bladex for maximum burndown and residual control. • Apply from immediately after harvest up to emergence of the newly seeded crop as a broadcast or band treatment. • Cut wheat as high as possible to avoid cutting weeds too short, and allow the weeds to grow at least 2-3 inches after harvest before applying GRAMOXONE SUPER. • The addition of Banvel or 2,4-D ester (Low Volatile) may aid in the suppression of emerged perennial broadleaf weeds and large annual broadleaf weeds. • Refer to 2,4-D ester (Low Volatile), Banvel or residual herbicide label(s) for directions, limitations, cautions and for a listing of weeds controlled. • For extended weed control during the fallow period, tankmixes with registered residual herbicide combinations other than those listed on this label are permissible. • Weeds taller than 6 inches may not be controlled. • Weeds and grasses emerging after application will not be controlled. • Crop plants emerged at the time of application will be killed. • By ground application, apply 40 5 60 gallons of spray mix per acre at 30-50 psi. By air, use 5-10 gallons of spray mix per acre. As density of stubble, crop residue or weeds increases, spray gallonage should be increased within the recommended range for complete coverage. If applying at 10 GPA by ground, utilize the following additional precautions: Do not apply with floaters or exceed a speed of 10 MPH. Apply with flat fan nozzles only at 30-40 PSI. Apply only in a tankmix with atrazine at a minimum of 0.5 lbs ai/acre. By air, apply in 5-10 gallons of spray mix per acre.

25
 4
 62

Crop	Use Pattern	GRAMOXONE SUPER Rate Per Acre	Minimum Total Spray Per Acre	Grazing or Preharvest Interval (Days)	Precautions, Restrictions and Comments
<p>CHEMICAL FALLOW</p> <p>Continuous Wheat 2-3 Month Recropping Interval</p>	<p>Broadcast</p>	<p>Weeds 1-3": 1-2 4-2 1 1/2 - 3 1/2 pts Weeds 3-6": 2-2 1/2 3 1/2 - 4 pts Weeds 6": 2 1/2 - 5 4 - 5 pts</p>	<p>Ground: 40 5 gal Air: 5 gal</p>	<p>-</p>	<ul style="list-style-type: none"> • Make application at least 45 days prior to seeding. • Use at least 2 1/2 pints of GRAMOXONE SUPER per acre with a PSI (see page __) for volunteer wheat or downy brome control in the spring. • Tank mix with Bladex for enhanced burndown, however, low rates (less than 2 lbs active) of Bladex may not provide complete control of volunteer wheat and downy brome. • Refer to the Bladex label for specific use rates for your soil type, use directions, cautions and a list of weeds controlled. • Refer to the Chemical Fallow General Information section.
<p>CHEMICAL FALLOW</p> <p>Wheat-Fallow- Wheat Rotations Fall applied after harvest (seeded 12-14 months later)</p>	<p>Broadcast</p>	<p>Weeds 1-3": 1-2 4-2 1 1/2 - 3 1/2 pts Weeds 3-6": 2-2 1/2 3 1/2 - 4 pts Weeds 6": 2 1/2 - 5 4 - 5 pts</p>	<p>Ground: 40 5 gal Air: 5 gal</p>	<p>-</p>	<ul style="list-style-type: none"> • Spray before weeds produce seed. • Volunteer wheat and downy brome control are better with late August or early September applications • Tank mix with Atrazine and/or Bladex, Marksman® herbicide*, or Command® herbicide* for enhanced burndown and residual weed control. • Tank mix with Sencor 75DF for burndown and residual control of grass and broadleaf weeds. • Refer to the product labels for specific use rates for your soil type, use directions, cautions and a list of weeds controlled. • Refer to the Chemical Fallow General Information section. <p>Not registered for use in California</p>

Crop	Use Pattern	GRAMOXONE SUPER Rate Per Acre	Minimum Total Spray Per Acre	Grazing or Preharvest Interval (Days)	Precautions, Restrictions and Comments
<p>CHEMICAL FALLOW</p> <p>Wheat Fallow Wheat Rotations Spring applied (seeded 3-5 months later)</p>	<p>Broadcast</p>	<p>Weeds 1-3": 1½ - 3¼ pts Weeds 3-6": 3½ - 4 pts Weeds 6": 4 - 5 pts</p>	<p>Ground: 5 gal Air: 5 gal</p>	<p>---</p>	<ul style="list-style-type: none"> • Application should be made March 1 to April 15, prior to spring rains to conserve moisture. • Volunteer wheat is easier to control after the boot stage, but soil moisture loss will be greater. • Use at least 2½ pints of GRAMOXONE SUPER per acre with a PSI (see page ___) for volunteer wheat or downy brome control in the spring. • Tank mix with Bladex for enhanced burndown, however, low rates (less than 2 lbs active) of Bladex may not provide complete control of volunteer wheat and downy brome. • Refer to the Bladex label for specific use rates for your soil type, use directions, cautions and a list of weeds controlled. • Refer to the Chemical Fallow General Information section. • Tank mix with Sencor 75DF for burndown and residual control of grass and broadleaf weeds. • Refer to the Sencor 75DF label for use rates for your soil type, use directions, cautions, and weeds controlled. <p>*Not for use in California.</p>
<p>CHEMICAL FALLOW</p> <p>Wheat-Annual Crop -Wheat Rotations (Fall applied in wheat stubble)</p>	<p>Broadcast</p>	<p>Weeds 1-3": 1½-2 3-3½ pts Weeds 3-6": 2-2½ 3½-4 pts Weeds 6": 2½-5 4-5 pts</p>	<p>Ground: 40 5 gal Air: 5 gal</p>	<p>-</p>	<ul style="list-style-type: none"> • Tank mix with Atrazine and/or Bladex or Marksman* for enhanced burndown and residual weed control. Refer to the labels for specific use rates for your soil type, use directions, cautions, and a list of weeds controlled. • Spray after wheat harvest and before weeds produce seed. If grasses such as foxtails or barnyardgrass recover, respray before they develop seed. • Volunteer wheat and downy brome are easier to control with late August to November applications. • Refer to the Chemical Fallow General Information section. <p>*Not registered for use in California.</p>

27
 26
 262

Crop	Use Pattern	GRAMOXONE SUPER Rate Per Acre	Minimum Total Spray Per Acre	Grazing or Preharvest Interval (Days)	Precautions, Restrictions and Comments
<p>CHEMICAL FALLOW</p> <p>Wheat-Annual Crop-Wheat Rotations Spring applied prior to planting an annual crop¹</p> <p>¹ Approved Annual Crops are grain sorghum, corn, wheat, or proso millet.</p>	<p>Broadcast</p>	<p>Weeds 1-3" 1 1/4 - 3 1/4 pts Weeds 3-6" 3 1/2 - 4 pts Weeds 6" 4 - 5 pts</p>	<p>Ground 5 gal Air 5 gal</p>	<p>///</p>	<ul style="list-style-type: none"> • Tank mix with Atrazine and/or Bladex for enhanced burndown and residual weed control. Refer to the labels for specific use rates for your soil type, use directions, cautions, and a list of weeds controlled. • Use at least 2 1/2 pints of GRAMOXONE SUPER per acre with a PSI (see page __) for volunteer wheat or downy brome control in the spring. • Tank mix with Bladex for enhanced burndown, however, low rates (less than 2 lbs. active) of Bladex may not provide complete control of volunteer wheat and downy brome. • Follow the Atrazine recommendations pertaining to soil pH and recropping intervals. • Refer to the Chemical Fallow General Information section. <p>*Not for use in California.</p>

28 7 62

Crop	Use Pattern	GRAMOXONE SUPER Rate Per Acre	Minimum Total Spray Per Acre	Grazing or Preharvest Interval (Days)	Precautions, Restrictions and Comments
<p>CLOVER AND OTHER LEGUMES¹ Dormant Season</p> <p>On established plantings: Region A- See map at end of Alfalfa section.</p> <p>On established plantings: Region B- See map at end of Alfalfa section.</p> <p>On fall-seeded, newly established stands less than 1-year-old: Region A- See map at end of Alfalfa section.</p> <p>On fall-seeded, newly established stands less than 1-year-old: Region B- See map at end of Alfalfa section.</p>	<p>Broadcast</p> <p>Broadcast</p> <p>Broadcast</p> <p>Broadcast</p>	<p>2-1/2 - 4-1/8 pints</p> <p>1 1/2 - 2 1/2 pints</p> <p>1 1/2 - 2 1/2 pints</p> <p>3/4 - 1-3/4 pints</p>	<p>Ground: 10 gal Air: 5 gal</p> <p>Ground: 10 gal Air: 5 gal</p> <p>Ground: 10 gal Air: 5 gal</p> <p>Ground: 10 gal Air: 5 gal</p>	<p>60</p> <p>60</p> <p>60</p> <p>60</p>	<ul style="list-style-type: none"> For desiccation of weeds, including London rocket, sowthistle, rescue brome, wild oats, chickweed, ryegrass, bluegrass, cheatgrass, dogfennel, tansymustard, henbit, downy brome, and other winter annuals, and suppression of perennial weeds. Apply during late fall or winter months after the last fall cutting and before first spring cutting. Do not apply if <i>regrowth</i> after grazing or cutting is more than 2 inches. Do not harvest within 60 days of application. CAUTION: Applications to clover or other legumes that is not dormant, or has broken dormancy, may result in stand and/or yield reductions. Replanting may be necessary. Green clover or other legumes foliage present at the time of application will be burned. Clover or other legumes foliage present at the time of application will be discolored and temporarily stunted. Total hay yield of first cutting may be reduced in clover or other legumes fields with severe weed infestation. This reduction will usually be directly proportionate to the loss of weed weight. Do not apply more than once per season. <p>California</p> <ul style="list-style-type: none"> For desiccation of weeds including bluegrass, ryegrass, shepherdspurse, chickweed, tanseymustard, foxtail, sowthistle and groundsel. Use high rate if ryegrass, shepherdspurse, sowthistle or groundsel is present. <p>¹Other legumes include velvetbean, lespedeza, lupine, sainfoin, trefoil, vetch, crown vetch, and milk vetch.</p>
<p>CORN</p> <p>FIELD CORN POPCORN SWEET CORN SEED CORN</p> <p>Preplant or Preemergence (Used alone)</p>	<p>Preplant or Preemergence</p> <p>Broadcast or Banded Over Row</p>	<p>Weeds 1-3": 1 1/4 - 2</p> <p>1 1/4 - 3 3/4 pts</p> <p>Weeds 3-6": 2-2 1/4</p> <p>3 3/4 - 4 pts</p> <p>Weeds 6": 2 1/4 - 5</p> <p>5 pts</p>	<p>Ground: 10 gal Air: 5 gal</p>		<ul style="list-style-type: none"> Includes field, fresh, sweet, forage, fodder and popcorn. Seedbeds should be formed as far ahead of planting and treatment as possible to permit maximum weed and grass emergence. Seeding should be done with a minimum amount of soil disturbance. Weeds and grasses emerging after application will not be controlled. Crop plants emerged at time of application will be killed.

29 7 62

Crop	Use Pattern	GRAMOXONE SUPER Rate Per Acre	Minimum Total Spray Per Acre	Grazing or Preharvest Interval (Days)	Precautions, Restrictions and Comments																								
<p>CORN</p> <p>Tank Mixture Mixes Treatments for No-till/Reduced Till Corn</p>	<p>Preplant or Preemergence Broadcast or Banded</p>	<p>Weeds 1-3": 1-2 1 1/2 - 2 1/2 pts Weeds 3-6": 2-2 1/2 3 - 4 pts Weeds 6": 2 1/2 - 5 3 - 5 pts</p>	<p>Ground: 10 gal Air: 5 gal**</p>	<p>-</p>	<ul style="list-style-type: none"> Apply as a broadcast spray before, during or after planting, but before crop emergence. For improved burndown or residual control, GRAMOXONE SUPER may be tank mixed with the following herbicides: <table border="0" style="width: 100%;"> <tr> <td>2,4-D Ester (Low Volatile)</td> <td>Harass*</td> </tr> <tr> <td>AAtrex/Atrazine</td> <td>Harass Xtra*</td> </tr> <tr> <td>Banvel</td> <td>Lasso® herbicide</td> </tr> <tr> <td>Bicep</td> <td>Linex*</td> </tr> <tr> <td>Bicep Lite® herbicide</td> <td>Lorox</td> </tr> <tr> <td>Bladex</td> <td>Modown® herbicide</td> </tr> <tr> <td>Dual® herbicide</td> <td>Princep</td> </tr> <tr> <td>Extrazine*</td> <td>Prow® herbicide</td> </tr> <tr> <td>Frontier*</td> <td>Simazine</td> </tr> <tr> <td>Griffex*</td> <td>Surpass EC*</td> </tr> <tr> <td>Guardman*</td> <td>Surpass 100*</td> </tr> <tr> <td>Harmony® Extra herbicide</td> <td>TopNotch*</td> </tr> </table> GRAMOXONE SUPER may also be tank mixed with AMBUSH® Insecticide. Refer to respective product label(s) for rates of application, directions for use, limitations, cautions, and for a list of weeds or insects controlled. <p>*Not for use in California. **Refer to respective product labels to determine if these products can be applied by air.</p>	2,4-D Ester (Low Volatile)	Harass*	AAtrex/Atrazine	Harass Xtra*	Banvel	Lasso® herbicide	Bicep	Linex*	Bicep Lite® herbicide	Lorox	Bladex	Modown® herbicide	Dual® herbicide	Princep	Extrazine*	Prow® herbicide	Frontier*	Simazine	Griffex*	Surpass EC*	Guardman*	Surpass 100*	Harmony® Extra herbicide	TopNotch*
2,4-D Ester (Low Volatile)	Harass*																												
AAtrex/Atrazine	Harass Xtra*																												
Banvel	Lasso® herbicide																												
Bicep	Linex*																												
Bicep Lite® herbicide	Lorox																												
Bladex	Modown® herbicide																												
Dual® herbicide	Princep																												
Extrazine*	Prow® herbicide																												
Frontier*	Simazine																												
Griffex*	Surpass EC*																												
Guardman*	Surpass 100*																												
Harmony® Extra herbicide	TopNotch*																												

Crop	Use Pattern	GRAMOXONE SUPER Rate Per Acre	Minimum Total Spray Per Acre	Grazing or Preharvest Interval (Days)	Precautions, Restrictions and Comments
<p><u>FIELD CORN</u> <u>POPCORN</u> <u>SWEET CORN*</u> <u>SEED CORN</u> *Currently not registered for use in California on sweet corn.</p>	<p>Postemergence Directed Spray (Used alone) (including Hooded or Shielded)</p>	<p>1½ pints - 2½ pints</p>	<p>Ground: 10 gal</p>	<p>-</p>	<ul style="list-style-type: none"> Apply when weeds are actively growing. Use higher rate on larger or hard to control weeds. Weeds 6 inches or taller may not be controlled. Severe damage and/or complete kill can occur if spray contacts corn plants. <p><u>HOODED OR SHIELDED SPRAYERS</u></p> <ul style="list-style-type: none"> To avoid excessive crop phytotoxicity, use a hooded or shielded sprayer with skids or wheels on the spray boom to maintain spray height. Apply by directing spray between the rows and using hooded or shielded sprayers to prevent spray contact with crop plants. <p><u>DIRECTED SPRAY WITHOUT HOODED OR SHIELDED SPRAYERS</u></p> <ul style="list-style-type: none"> Apply when corn is at least 10 inches tall with nozzles arranged to spray no higher than the lower 3 inches of corn stalks. Corn plants shorter than 10 inches may be injured and not recover (corn height measured from soil surface to top of whorl). For corn greater than 20 inches tall, arrange the nozzles to spray no higher than the lower ⅓ of the corn stalks. Corn foliage sprayed will be injured, but the crop will recover and develop normally.
<p><u>FIELD CORN ONLY</u> (grain, fodder, forage, popcorn)</p>	<p>Postemergence directed spray USDA witchweed eradication program</p>	<p>2½ pints</p>	<p>Ground: 10 gal</p>	<p>-</p>	<ul style="list-style-type: none"> Initiate sprays in late June to early July and repeat in early August if regrowth occurs. Follow application instructions in postemergence directed spray section above.
<p>FIELD CORN ONLY (grain, fodder, forage) 2,4-D Amine Tankmix</p>	<p>Postemergence directed spray USDA witchweed eradication program</p>	<p>10.8 fl oz + 0.5 lbs 2,4-D Amine AE</p>	<p>Ground: 10 gal</p>	<p>-</p>	<p>Apply as a directed spray onto grassy weeds and witchweed before witchweed blooms. Reapply if regrowth occurs. Follow application instructions in postemergence directed spray section above.</p>

31
 4
 62

Crop	Use Pattern	GRAMOXONE SUPER Rate Per Acre	Minimum Total Spray Per Acre	Grazing or Preharvest Interval (Days)	Precautions, Restrictions and Comments
<u>COTTON</u> Preplant or Preemergence (Used alone)	Preplant or Preemergence Broadcast	2½ - 5 pints (use a minimum of 3 pts. in California)	Ground: 10 gal Air: 5 gal	-	<ul style="list-style-type: none"> • Apply prior to, during or after planting, but before crop emergence. • For fallow bed treatment, beds should be preformed to permit maximum weed and grass emergence prior to treatment. • Seeding should be done with a minimum of soil disturbance.
<u>COTTON</u> Preplant (California only) (Used alone)	Preplant Broadcast	11 - 21 fl oz	Ground: 10 gal Air: 5 gal	-	<ul style="list-style-type: none"> • For control of volunteer barley in preformed seedbeds.
<u>COTTON</u> Preplant or Fallow Bed (Tankmix with Goal® herbicide) tankmix	Preplant or Fallow Bed Broadcast	1½ - 5 pints	Ground or Air: 10 gal	-	<ul style="list-style-type: none"> • Refer to Goal label for specific use directions and restrictions, and weeds controlled.
<u>COTTON</u> Preplant (Tankmix with Bladex) tankmix	Preplant Broadcast	2½ - 5 pints	Ground: 10 gal Air: 5 gal	-	<ul style="list-style-type: none"> • Refer to Bladex label for specific use directions and restrictions and weeds controlled.

GRAMOXONE SUPER Booklet
GRA103B.RSM - 013096

Crop	Use Pattern	GRAMOXONE SUPER Rate Per Acre	Minimum Total Spray Per Acre	Grazing or Preharvest Interval (Days)	Precautions, Restrictions and Comments
COTTON Preplant/ Preemergence (Other Tankmixes)	Preplant or Preemergence Broadcast	2½ - 5 pints	Ground: 10 gal Air: 5 gal	-	<ul style="list-style-type: none"> • Apply as a broadcast spray before, during or after planting, but before crop emergence. Other Tankmixes • For improved burndown or residual control, GRAMOXONE SUPER may be tank mixed with the following herbicides: <ul style="list-style-type: none"> - Cotoran® herbicide (DF only) - Meturon® herbicide (DF only)* - Cotton-Pro® herbicide - Caparol® herbicide - Harmony Extra - MSMA* - Zorial® herbicide Chlorox - Karmex® herbicide* - Drex® herbicide* - Dual* - Prowl* • When tank mixing with Cotoran DF or Meturon DF*, follow mixing instructions in the "Order of Tank Mixing" section carefully and maintain constant agitation. • When tank mixing with any of the herbicides listed above, refer to that product's label for specific directions and restrictions and for a list of weeds controlled. <p>*Not registered for use in California.</p>

GRAMOXONE SUPER Booklet
GRA103B.RSM - 013096

Crop	Use Pattern	GRAMOXONE SUPER Rate Per Acre	Minimum Total Spray Per Acre	Grazing or Preharvest Interval (Days)	Precautions, Restrictions and Comments
COTTON	Harvest Aid			3	<p><u>Harvest Aid Use Precautions</u> (Applies to all sections)</p> <ul style="list-style-type: none"> • Do not pasture livestock in treated fields or feed treated foliage. • Do not apply to cotton within 3 days before harvest. • Repeat application if necessary. Do not make more than 2 applications or exceed a total of 2½ pts./A per acre as a harvest aid. • When combined with phosphate defoliants, observe livestock cautions listed on the phosphate label. • Do not harvest within 7 days of application when used with phosphate or chlorate defoliants. • May be tankmixed with other cotton harvest aid materials known to be effective by the local expert. Unless otherwise instructed in this label, refer to tankmix product label for rates, directions, limitations and cautions. • GRAMOXONE SUPER can be applied in a tankmix with methyl parathion and/or KARATE[®] insecticide. • Nodes above cracked bolls (NACB) timing is for guidance and is not intended to restrict the local expert in their use of the product.
<p>SOUTHERN COTTON</p> <p>Harvest aid for boll opening and defoliation (Tank mix with phosphate and chlorate defoliants)</p>	Broadcast	11 fl. oz. plus 1 pt. phosphate or 1 gal chlorate	Ground: 10 gal Air: 5 gal	7	<ul style="list-style-type: none"> • Development of immature bolls will be inhibited. • Apply when 80% or more of the bolls are open and the remaining bolls to be harvested are mature. • Follow Harvest Aid Use Precautions listed above.

34
9
62

Crop	Use Pattern	GRAMOXONE SUPER Rate Per Acre	Minimum Total Spray Per Acre	Grazing or Preharvest Interval (Days)	Precautions, Restrictions and Comments
<p>SOUTHERN COTTON</p> <p>Other Additional Tankmixes for boll opening and defoliation of southern cotton</p>	Broadcast	4 - 6 oz.	Ground: 10 gal Air: 5 gal	-	<ul style="list-style-type: none"> To aid in defoliation and opening of mature bolls, GRAMOXONE SUPER may be tank mixed with the following products: ACCELERATE® defoliant FOLEX® defoliant DEF® defoliant HARVADE® harvest growth regulant DROPP® defoliant PREP™ PGR ESTRIFON plant growth regulator Apply when 60% or more of the bolls are open and the remaining bolls to be harvested are mature. Development of immature bolls will be inhibited. Refer to tank mix product label for rate, directions, limitations and cautions.
<p>SOUTHERN COTTON</p> <p>Post Defoliation-To aid in opening of mature bolls and to desiccate green weeds (except AZ & CA).</p>	Broadcast	1½ - 2½ pints	Ground: 10 gal Air: 5 gal	3	<ul style="list-style-type: none"> Use higher rate if weed infestation is heavy or dense. Apply when 75% or more of the bolls are open and remaining bolls to be harvested are mature. Development of immature bolls will be inhibited. Follow Harvest Aid Use Precautions listed above. After a defoliation or conditioning application has been made, delay desiccation application of GRAMOXONE SUPER approximately 3-7 days to minimize leaf sticking.
<p>WESTERN COTTON</p> <p>Harvest aid for boll opening and early defoliation of Western cotton (AZ & CA).</p>	Broadcast Split Application	First application 7 - 11 fl. oz. plus 1-3 pts. phosphate or 1-2 gal sodium chlorate and/or other compatible harvest aid products	Ground: 10 gal Air: 5 gal	7	<ul style="list-style-type: none"> Use higher rate of GRAMOXONE SUPER on rank cotton. Do not use more than 11 fl. oz. of GRAMOXONE SUPER at first application for early defoliation as excessive desiccation may occur. Apply Early defoliation timing when 60% or more of the bolls are open and the remaining bolls to be harvested are mature (approximately 1 NACS). Development of immature bolls will be inhibited. Do not use more than 4.0 lbs. of actual sodium chlorate or 2.28 lbs. of actual phosphate-type defoliants per acre at this early defoliation timing. Follow Harvest Aid Use Precautions listed above.

35
 of 62

GRAMOXONE SUPER Booklet
GRA103B.RSM - 013096

Crop	Use Pattern	GRAMOXONE SUPER Rate Per Acre	Minimum Total Spray Per Acre	Grazing or Preharvest Interval (Days)	Precautions, Restrictions and Comments
<p>WESTERN COTTON</p> <p>(Tankmix with phosphate or chlorate defoliants) Harvest aid for boll opening and mid to late defoliation</p>	<p>Broadcast</p>	<p>Second application 11 - 21 fl oz alone or tank mixed with 4 1/2 gal sodium chlorate, or 4 1/2 pts. phosphate defoliant and/or other compatible harvest aid products.</p>		<p>3 (Alone) or 7 (Tankmix)</p>	<ul style="list-style-type: none"> • In desert cotton areas or on rank vigorous cotton, use the 21 fl oz rate of GRAMOXONE SUPER. • Apply mid to late defoliation timing is when 75% or more of the bolls are open and remaining bolls to be harvested are mature (approximately 3 or 4 weeks after harvest). • Development of immature bolls will be inhibited. • Follow Harvest Aid Use Precautions listed above.
<p>COTTON STRIPPER OR SPINDLE HARVESTED</p> <p>Harvest aid for defoliation and boll opening of stripper or spindle harvested cotton</p>	<p>Broadcast</p>	<p>4 - 15 fl oz</p>	<p>Ground: 10 gal Air: 5 gal</p>	<p>3</p>	<ul style="list-style-type: none"> • IT IS ADVISABLE, BECAUSE OF EXTREMES IN ENVIRONMENTAL AND PLANT CONDITIONS, TO APPLY THE RANGE OF RATES ON A SMALL BLOCK OF COTTON TO DETERMINE THE RATE THAT BEST FITS YOUR NEEDS. • Apply when 75% of the bolls are open and the remaining bolls to be harvested are mature. • DEVELOPMENT OF IMMATURE BOLLS WILL BE INHIBITED. SLICE BOLLS AND INSPECT THE SEED FOR MATURITY. • GRAMOXONE SUPER may be applied alone or tank mixed with the following cotton harvest aids: <ul style="list-style-type: none"> ACCELERATE® defoliant FOLEX® defoliant DEF® defoliant HARVADE® harvest growth regulant DROPP® defoliant PREP™ PGR ETHEPHON plant growth regulant • May be applied as a split application. Do not make more than 2 applications or exceed a total of 2.5 pts/Acre. • To avoid leaf sticking, apply GRAMOXONE SUPER as a desiccant approximately 3-7 days after defoliation or a conditioning application and 7-14 days before harvest. • Cooler temperatures may cause a longer waiting period between application of GRAMOXONE SUPER as a desiccant and defoliation/condition. • Lower rates in the range may be necessary south of I-10 in Texas where temperatures are typically higher during defoliation. • Follow Harvest Aid Use Precautions listed above.

36
762

Page 37
 GRAMOXONE SUPER Booklet
 GRA103B.RSM - 013096

Crop	Use Pattern	GRAMOXONE SUPER Rate Per Acre	Minimum Total Spray Per Acre	Grazing or Preharvest Interval (Days)	Precautions, Restrictions and Comments
<p>COTTON</p> <p>Harvest-aid desiccation of stripper cotton or spindle harvested cotton late season desiccation</p>	Broadcast	1½ - 2½ pints	Ground: 10 gal Air: 5 gal	3	<ul style="list-style-type: none"> • IT IS ADVISABLE, BECAUSE OF EXTREMES IN ENVIRONMENTAL AND PLANT CONDITIONS, TO APPLY THE RANGE OF RATES ON A SMALL BLOCK TO DETERMINE THE RATE THAT BEST FITS YOUR NEEDS. • Use to desiccate regrowth occurring after defoliation or desiccation. • May be applied as a split application. Do not make more than 2 applications or exceed a total of 2½ pts/Acre. • Apply when 85% of the bolls are open and the remaining bolls to be harvested are mature (approximately 0 NACP). • Development of immature bolls will be inhibited. Slice bolls and inspect the seed for maturity. • To avoid leaf sticking, apply GRAMOXONE SUPER as a desiccant approximately 3-7 days after defoliation or a conditioning application and 7-14 days before harvest. • Lower rates in the range may be necessary south of I-10 in Texas where temperatures are typically higher during defoliation. • Follow Harvest Aid Use Precautions listed above. • If a defoliation or conditioning application has been made, delay desiccation application of GRAMOXONE SUPER approximately 3-4 days to minimize leaf sticking. • May be tank mixed with other harvest aid materials known to the local expert to be effective.
<p>COTTON</p> <p>Desiccation of Regrowth (except California)</p>	Broadcast	11-24 2-4 fl oz	Ground: 10 gal Air: 5 gal	3	<ul style="list-style-type: none"> • Use to desiccate regrowth occurring after defoliation or desiccation. • Regrowth is difficult to control, therefore, thorough coverage with the full recommended rate is necessary. • Control is dependent upon growing conditions and desiccation of small new regrowth may not always be complete. • Use higher rate if regrowth is excessive. • Follow Harvest Aid Use Precautions listed above.
<p><u>EASTER LILIES</u> (Field grown)</p>	Preemergence	2½ - 5 pints (use a minimum of 3 pts. in California)	Ground: 10 gal	-	<ul style="list-style-type: none"> • Do not apply more than twice per season.

37
962

Page 38
 GRAMOXONE SUPER Booklet
 GRA103B.RSM - 013096

Crop	Use Pattern	GRAMOXONE SUPER Rate Per Acre	Minimum Total Spray Per Acre	Grazing or Preharvest Interval (Days)	Precautions, Restrictions and Comments
<p><u>FALLOW LAND*</u></p> <p>Prior to planting of any crops approved on this labeling for preplant/preemergence use</p>	<p>Preplant Broadcast to Fallow Land</p>	<p>2½ - 5 pints</p>	<p>Ground: 10 gal Air: 5 gal</p>	<p style="text-align: center;">█</p>	<ul style="list-style-type: none"> • Fallow land may be between operations such as disking, ripping, plowing, leveling, irrigating or listing for ground preparation purposes. • Use for the control of weeds such as bluegrass, chickweed, henbit, downy brome, ryegrass, cheatgrass, dog fennel, fanny mustard, London rocket, sowthistle, rescue brome, wild oats, volunteer cereals and other winter annuals and for suppression of perennial weeds or sedges. • Use the higher rate for weeds approaching the maximum size of 6 inches. • Do not make more than two applications during the fallow period. • Allow maximum weed emergence prior to application to maximize the benefit of this use. • Adhere to the preharvest intervals and other crop specific restrictions for planted crops elsewhere on this label.
<p><u>GRASSES</u> (For Seed) (For Use in Seedbed Preparation)</p>	<p>Preplant, At Planting, or Preemergence</p>	<p>2½ - 5 pints</p>	<p>Ground: 10 gal</p>	<p style="text-align: center;">-</p>	<ul style="list-style-type: none"> • Prepare the seedbeds and allow weeds to germinate. • Apply GRAMOXONE SUPER when weeds are at the 3 to 5 leaf stage. • Repeat applications as necessary prior to grass emergence. • Do not graze treated areas or use the seed or straw from treated areas for animal feed or bedding.
<p><u>GUAR</u> (Preharvest desiccation)</p>	<p>Preharvest</p>	<p>2½ pints</p>	<p>Ground: 10 gal</p>	<p style="text-align: center;">4</p>	<ul style="list-style-type: none"> • Apply after the pods are fully mature. • Do not graze treated areas or use the treated forage for animal feed.
<p><u>GUAVA</u></p>	<p>Directed Spray</p>	<p>5 pints</p>	<p>Ground: 10 gal</p>	<p style="text-align: center;">-</p>	<ul style="list-style-type: none"> • Do not allow spray to contact green stems, fruit or foliage. • Do not graze treated areas. • Do not feed cover crops grown in treated areas to livestock. • For mature woody weeds, late-germinating weeds and grasses, and perennials, retreatment or spot spraying may be necessary.

38 262

GRAMOXONE SUPER Booklet
 GRA103B.RSM - 013096

Crop	Use Pattern	GRAMOXONE SUPER Rate Per Acre	Minimum Total Spray Per Acre	Grazing or Preharvest Interval (Days)	Precautions, Restrictions and Comments
<p><u>HOPS</u> (ID, OR, & WA only)</p>	<p>Directed Spray and/or Suckering and Stripping</p>	<p>2½ pints</p>	<p>Ground: 10 gal</p>	<p>14</p>	<ul style="list-style-type: none"> • Retreatment or spot treatment may be necessary. • Do not apply more than 3 times per season. • Do not allow spray to contact green stems, foliage, flowers, or cones as injury may result. • Do not allow animals to graze in treated hopyards. • Hop vine refuse and silage may be fed to livestock. • For suckering and stripping, spray only the basal 2 ft. of the vines. Repeat as necessary. • Experience with varieties other than CASCADE, YAKIMA CLUSTER, and BULLION is limited. If using GRAMOXONE SUPER on other varieties than these, test the use pattern on a small number of vines of each variety to determine sensitivity to injury. Do not use on unlisted varieties if unacceptable crop injury occurs. • Chemical Pruning: To burn back existing vines and obtain even emergence of subsequent vines, spray when vines are less than 3 ft tall. • APPLICATION TO HOP VINES LESS THAN 6 FT TALL MAY CAUSE UNACCEPTABLE INJURY.
<p><u>MINT</u> (Peppermint, Spearmint)</p>	<p>Dormant Season</p>	<p>2 - 4 pints</p>	<p>Ground: 10 gal Air: 5 gal</p>	<p>-</p>	<ul style="list-style-type: none"> • For suppression of weeds such as Italian ryegrass, prickly lettuce, groundsel, chickweed, downy brome and bluegrass. • Apply when crop is dormant before spring growth begins and when weeds are less than 6 inches tall. • Do not apply more than 4 pts per acre per dormant season. • May be tank mixed with Sinbar® herbicide* (terbacil) weed killer for improved contact activity and residual control of Italian ryegrass, prickly lettuce and groundsel. Apply this tank mixture no more than once per season. Refer to the Sinbar* label for rates, directions, and cautions and for a list of weeds controlled. *Not for use in California.
<p><u>ONIONS (seeded) AND GARLIC</u></p>	<p>Preplant/ Preemergence</p>	<p>2½ - 5 pints (use a minimum of 3 pts. in California)</p>	<p>Ground: 10 gal</p>	<p>60 200 (CA only)</p>	<ul style="list-style-type: none"> • Use the higher rate for heavy weed infestations or wild oat control. Apply only one application per season at the 5 pt per acre dosage. • Allow maximum weed and grass emergence prior to treatment but apply prior to crop emergence. • Apply a maximum of 5 pt per acre per season.

39 of 62

Page 40
 GRAMOXONE SUPER Booklet
 GRA103B.RSM - 013096

Crop	Use Pattern	GRAMOXONE SUPER Rate Per Acre	Minimum Total Spray Per Acre	Grazing or Preharvest Interval (Days)	Precautions, Restrictions and Comments
<u>PASSION FRUIT</u>	Directed Spray	5 pints	Ground: 10 gal	-	<ul style="list-style-type: none"> • Use a shield or wrap vine if bark is still green at application time. • If application is to be made during harvest season, pick all fruit off the ground prior to application. • Do not allow animals to graze on treated areas. • Retreatment or spot treatment may be necessary.
<u>PEANUTS*</u> *Not registered for use in California.	Broadcast At Ground Crack Postemergence	11 - 22 fl oz	Ground: 10 gal	-	<ul style="list-style-type: none"> • To control or suppress small (1-6") emerged annual grass and broadleaf weeds in peanuts at ground crack. A second application may be made up to 28 days after ground crack. • For at ground crack use, GRAMOXONE SUPER can be tank mixed with Pursuit® herbicide* or Dual for residual weed control. Consult the Pursuit* or Dual label for a list of weeds controlled, rates of application, and precautions. • Make no more than two applications per season and do not apply a total of more than 22 fl oz of product per acre per season. • Crop foliage sprayed will be injured in the form of bronzing and crinkling but the crop will recover and develop normally. • Do not apply by air. *Not for use in California.

40
7
62

Page 41
 GRAMOXONE SUPER Booklet
 GRA103B.RSM - 013096

Crop	Use Pattern	GRAMOXONE SUPER Rate Per Acre	Minimum Total Spray Per Acre	Grazing or Preharvest Interval (Days)	Precautions, Restrictions and Comments
<p>PEANUTS</p> <p>(Tankmix with Basagran® herbicide tankmix)</p>	<p>Broadcast At Ground Crack Postemergence</p>	<p>11 - 22 fl oz</p>	<p>Ground: 10 gal</p>	<p>-</p>	<ul style="list-style-type: none"> • For improved control of weeds such as cocklebur, bristly starbur, smartweed and prickly sida, tank mix GRAMOXONE SUPER with Basagran at 1 pint/acre. • This tankmix can be applied at the ground crack stage of peanuts. A second application may be made up to 28 days after ground crack. • Make no more than two applications per season and do not apply a total of more than 22 fl oz of product per acre per season. • Crop foliage sprayed will be injured in the form of bronzing and crinkling but the crop will recover and develop normally. • Refer to the Basagran label for specific use directions, limitations, cautions and for a list of weeds controlled. • Do not apply this tankmix if peanuts show injury (leaf phytotoxicity and/or plant stunting) produced by any other herbicide treatment as injury may be enhanced and/or prolonged. • Do not apply this tankmix during prolonged periods of drought or unseasonably cold weather as unsatisfactory weed control may result. • Do not apply by air.
<p>PEANUTS</p> <p>(Tankmix with Butyrac® herbicide or Butoxone™ herbicide 200 tankmix)</p>	<p>Broadcast Postemergence</p>	<p>11 - 22 fl oz</p>	<p>Ground: 10 gal</p>	<p>-</p>	<ul style="list-style-type: none"> • For improved control of weeds such as cocklebur, sicklepod and morningglory tank mix GRAMOXONE SUPER with 8-16 oz (0.125-0.25 lbs) per acre of Butyrac or Butoxone 200. • Make no more than two applications per season and do not apply a total of more than 22 fl oz of product per season. • Crop foliage sprayed will be injured in the form of bronzing and crinkling but the crop will recover and develop normally. • Refer to the complete Butyrac or Butoxone 200 label for specific use directions, limitations, cautions and for a list of weeds controlled. • Do not apply by air.

41 of 62

Page 42
 GRAMOXONE SUPER Booklet
 GRA103B RSM - 013096

Crop	Use Pattern	GRAMOXONE SUPER Rate Per Acre	Minimum Total Spray Per Acre	Grazing or Preharvest Interval (Days)	Precautions, Restrictions and Comments
<u>PIGEON PEAS</u> (Puerto Rico only)	Directed Spray	2½ pints	Ground 10 gal	60	<ul style="list-style-type: none"> • Avoid contact with pigeon pea foliage • Do not make more than 1 application per season • Do not graze treated areas or feed treated forage to livestock • Cannery waste can be fed to livestock
<u>PINEAPPLE</u>	Directed Spray	2½ - 5 pints	Ground 10 gal	20	<ul style="list-style-type: none"> • Retreatment may be necessary on more mature weeds • Do not exceed 3 applications per season
<u>POTATO</u> Preplant or Preemergence	Preplant or Preemergence Broadcast	1½ - 2½ pints	Ground 10 gal Air 5 gal		<ul style="list-style-type: none"> • Apply up to ground cracking before potatoes have emerged
POTATO Preplant (California Washington Oregon, Idaho only) (Used alone)	Preplant Broadcast	11 - 21 fl oz	Ground 10 gal Air 5 gal	-	<ul style="list-style-type: none"> • For control of volunteer barley in preformed seedbeds

42
9
62

Crop	Use Pattern	GRAMOXONE SUPER Rate Per Acre	Minimum Total Spray Per Acre	Grazing or Preharvest Interval (Days)	Precautions, Restrictions and Comments
<p>POTATO</p> <p>Preharvest vine killing and weed desiccation (Except Northern Alabama; Counties of Marshall, DeKalb, Jackson and Cherokee)</p> <p>Not for use in the states of Alabama, Arkansas, Georgia, Louisiana, Mississippi, New Mexico, North Carolina, Oklahoma, South Carolina, Tennessee and Texas</p>	Broadcast	1½ - 2½ pints	Ground: 20 gal	3	<ul style="list-style-type: none"> • Begin application when leaves begin to turn yellow. • Immature or drought-stressed potato foliage are tolerant to GRAMOXONE SUPER. Desiccation will not be complete under these conditions. • Use 2½ pts/acre rate where quick vine kill is desired. • Use two applications of 1½ pts/acre when vine growth is dense. Split applications must be applied a minimum of five days apart. • Do not pasture livestock in treated potato fields. • Do not use on muck or peat soils to avoid injury to subsequent crops. • DO NOT use to desiccate potato vines when potatoes are to be stored or used for seed as this use may result in tuber decomposition or failure of seed pieces to germinate and grow normally. • Do not exceed 5 pts/acre per season.
<p><u>RESIN SOAKING</u> (Pines)</p>	See Page ____				
<p><u>SAFFLOWER</u> Preplant or Preemergence</p>	<p>Preplant or Preemergence Broadcast or Banded Over Row</p>	2½ - 5 pints (use a minimum of 3 pints in California)	Ground: 10 gal Air: 5 gal	-	<ul style="list-style-type: none"> • Apply before, during, or after planting but before crop emergence.
<p><u>SAFFLOWER</u> Preplant (California only)</p>	<p>Preplant Broadcast</p>	11 - 21 fl oz	Ground: 10 gal Air: 5 gal	-	<ul style="list-style-type: none"> • For control of volunteer barley in preformed seedbeds.

43
 962

Crop	Use Pattern	GRAMOXONE SUPER Rate Per Acre	Minimum Total Spray Per Acre	Grazing or Preharvest Interval (Days)	Precautions, Restrictions and Comments
<u>SMALL FRUITS</u> Blackberries Boysenberries Raspberries Blueberries	Postemergence Directed Spray	2½ - 5 pints	Ground: 50 gal	-	<ul style="list-style-type: none"> • Apply before emergence of new canes or shoots as injury to those canes or shoots can occur. • Apply as a coarse spray to avoid crop injury from fine spray mist.
SMALL FRUITS Strawberries	Postemergence Directed Spray	2½ pints	Ground: 20 gal	21	<ul style="list-style-type: none"> • Apply by directing spray between the rows and using shields to prevent spray contact with crop plants. • Do not allow spray to contact strawberry plants as injury or excessive residues may result. • Do not apply more than 3 times per season. • Do not graze livestock in treated areas.
<u>SMALL GRAINS</u> (Barley, wheat) Preplant or Preemergence	Preplant or Preemergence Broadcast or Banded Over Row	Weeds 1-3": 1½-2 1½-3 pts Weeds 3-6": 2-2½ 3-4 pts Weeds 6": 2½-5 4-5 pts	Ground: 40- 5 gal Air: 5 gal	-	





44
962

Crop	Use Pattern	GRAMOXONE SUPER Rate Per Acre	Minimum Total Spray Per Acre	Grazing or Preharvest Interval (Days)	Precautions, Restrictions and Comments
SMALL GRAINS (Wheat Only) Hoelon 3EC Tankmix	Preplant or Preemergence	Weeds 1-3": 1 1/2 - 3 1/4 pts Weeds 3-6": 3 1/4 - 4 pts Weeds 6": 4 - 5 pts	Ground: 5 gal Air: 5 gal	-	A tankmix with Hoelon 3EC will improve grass control. Apply when weeds are actively growing and 1-6 inches in height. Weeds 6 inches or taller may not be controlled. Do not apply this tankmix to Barley as crop injury may result.
SORGHUM (Grain)	Preplant/ Preemergence Broadcast or Band Application	Weeds 1-3": 1 1/2 - 2 3/4 - 3 1/4 pts Weeds 3-6": 2-2 1/4 3/4 - 4 pts Weeds 6": 2 1/4 - 5 1/2 - 5 pts	Ground: 10 gal Air: 5 gal	-	<ul style="list-style-type: none"> • Seedbeds should be formed as far ahead of planting as possible to allow maximum weed and grass emergence. • Seeding should be done with a minimum amount of soil disturbance.
SORGHUM (Grain) (Tankmixes with Atrazine & 2,4-D ester [Low Volatile] tankmix)	Preplant or Preemergence	Weeds 1-3": 1 1/2 - 2 3/4 - 3 1/4 pts Weeds 3-6": 2-2 1/4 3/4 - 4 pts Weeds 6": 2 1/4 - 5 1/2 - 5 pts	Ground: 10 gal Air: 5 gal	-	<ul style="list-style-type: none"> • GRAMOXONE SUPER may be tank mixed with Atrazine for improved preemergence or residual weed control. The addition of 2,4-D ester (Low Volatile) may aid in the suppression of perennial and annual broadleaf weeds emerged at the time of application. Refer to the specific tankmix herbicide label(s) for rates, directions, limitations, and cautions and a list of weeds controlled.
SORGHUM (Grain) (Tankmix with Harmony Extra tankmix)	Preplant or Preemergence	1 1/2 - 5 pints	Ground: 10 gal	-	<ul style="list-style-type: none"> • GRAMOXONE SUPER may be tank mixed with Harmony Extra for improved preemergence or residual weed control. • Refer to the Harmony Extra label for rates, directions, limitations, and cautions and for a list of weeds controlled.

45
 7
 62

Crop	Use Pattern	GRAMOXONE SUPER Rate Per Acre	Minimum Total Spray Per Acre	Grazing or Preharvest Interval (Days)	Precautions, Restrictions and Comments
SORGHUM (Grain)	Postemergence Directed Applications Spray	1½ - 2½ pints	Ground: 10 gal	-	<p>Apply when weeds are actively growing.</p> <p>Use higher rate on larger or hard to control weeds. Weeds 6 inches or taller may not be controlled.</p> <p>Severe damage and/or complete kill can occur if spray contacts sorghum plants.</p> <ul style="list-style-type: none"> Do not exceed 2 postemergence-directed applications per season or exceed a total of 10.5 pints GRAMOXONE SUPER per season. <p>HOODED OR SHIELDED SPRAYERS</p> <p>To avoid excessive crop phytotoxicity, use a hooded or shielded sprayer with skids or wheels on the spray boom to maintain spray height.</p> <p>Apply by directing spray between the rows and using hooded or shielded sprayers to prevent spray contact with crop plants.</p> <p>DIRECTED SPRAY WITHOUT HOODED OR SHIELDED SPRAYERS</p> <ul style="list-style-type: none"> Apply when sorghum is at least 12 inches tall when naturally standing. Do not exceed 30 psi nozzle pressure or spray under conditions which may cause excessive drift. Use precision directed-spray application equipment adjusted so that no more than the lower 3 inches of the sorghum stalk is contacted by the application spray. Some crop injury will occur. The degree of injury is related to the precision of application and spraying conditions.

46 7 62

Crop	Use Pattern	GRAMOXONE SUPER Rate Per Acre	Minimum Total Spray Per Acre	Grazing or Preharvest Interval (Days)	Precautions, Restrictions and Comments																								
<u>SOYBEANS</u>	Preplant/  Preemergence	Weeds 1-3": 1 1/4-2  pts Weeds 3-6": 2-2 1/4  pts Weeds 6": 2 1/4-5  pts	Ground: 10 gal Air: 5 gal	-	<ul style="list-style-type: none"> Do not exceed a total of 8 pints of GRAMOXONE SUPER per season. Apply as a broadcast spray before, during or after planting, but before crop emergence. For improved burndown or residual control, GRAMOXONE SUPER may be tank mixed with the following herbicides: <table border="0" data-bbox="1340 607 1979 839"> <tr> <td>2,4-DB</td> <td>Linex*</td> <td></td> </tr> <tr> <td>Canopy*</td> <td>Lorox</td> <td>Sencor</td> </tr> <tr> <td>Dual</td> <td>Lorox Plus</td> <td>Surflan® herbicide*</td> </tr> <tr> <td>Gemini*</td> <td>Modown</td> <td>Turbo® herbicide*</td> </tr> <tr> <td>Goal</td> <td>Preview*</td> <td></td> </tr> <tr> <td>Harmony Extra</td> <td>Prowl*</td> <td></td> </tr> <tr> <td>Lasso</td> <td>Pursuit herbicide*</td> <td></td> </tr> <tr> <td>Lexone</td> <td>Scepter® herbicide*</td> <td></td> </tr> </table> The rate of GRAMOXONE SUPER to be used in these tank mixtures is dependent on weed height and growing conditions. Use the highest recommended rate of GRAMOXONE SUPER under dry conditions or where the weed canopy is dense. Refer to the specific tank-mix herbicide label(s) for rates, directions, limitations, and cautions and for a list of weeds controlled. The lower rate may be used when weeds are less than 4" tall and a selective post-emergence spray or cultivation will be made within 3 weeks after planting. Seeding should be done with a minimum amount of soil disturbance. Do not graze or harvest for forage or hay before the R3 stage of soybean development (early pod). <p>*Not for use in California.</p>	2,4-DB	Linex*		Canopy*	Lorox	Sencor	Dual	Lorox Plus	Surflan® herbicide*	Gemini*	Modown	Turbo® herbicide*	Goal	Preview*		Harmony Extra	Prowl*		Lasso	Pursuit herbicide*		Lexone	Scepter® herbicide*	
2,4-DB	Linex*																												
Canopy*	Lorox	Sencor																											
Dual	Lorox Plus	Surflan® herbicide*																											
Gemini*	Modown	Turbo® herbicide*																											
Goal	Preview*																												
Harmony Extra	Prowl*																												
Lasso	Pursuit herbicide*																												
Lexone	Scepter® herbicide*																												

47 of 62

Crop	Use Pattern	GRAMOXONE SUPER Rate Per Acre	Minimum Total Spray Per Acre	Grazing or Preharvest Interval (Days)	Precautions, Restrictions and Comments
<p>SOYBEANS</p> <p>Tankmix with 2,4-D ester (Low Volatile)* tankmix *Not registered for tankmix use with this product in California.</p>	<p>Preplant/ Preemergence</p>	<p>Weeds 1-3": 1 1/2-2 1 1/2 pts Weeds 3-6": 2-2 1/2 2 1/2 pts Weeds 6": 2 1/2-5 2 1/2 pts</p>	<p>Ground: 10 gal Air: 5 gal</p>	<p>-</p>	<ul style="list-style-type: none"> • Apply 2,4-D ester (Low Volatile) at 0.35-0.475 lbs ai/A at least 7 days prior to planting. • Apply 2,4-D ester (Low Volatile) at 0.475-0.95 lbs ai/A at least 30 days prior to planting. • Do not apply 2,4-D ester (Low Volatile) prior to planting soybeans if you are not prepared to accept the results of soybean injury including possible loss of stand and yield. • Do not use the amine formulation as GRAMOXONE SUPER activity may be reduced. • May be tank mixed with residual herbicides listed above. • Refer to the 2,4-D ester (Low Volatile) label for a list of rates, directions, limitations and cautions and for a list of weeds controlled.

48
 9
 62

Crop	Use Pattern	GRAMOXONE SUPER Rate Per Acre	Minimum Total Spray Per Acre	Grazing or Preharvest Interval (Days)	Precautions, Restrictions and Comments
<u>SOYBEANS</u>	Postemergence, Directed Spray <u>Includes</u> <u>Hooded or</u> <u>Shielded</u>	1/8 to 1/2 pts	Ground: 10 gal	-	<ul style="list-style-type: none"> • Apply when weeds are actively growing. • For control of seedling johnsongrass, crabgrass, goosegrass, brachiaria, Texas millet and pigweed less than 2 inches tall, use the lower rate of GRAMOXONE SUPER. • For control of 2-4 inch red rice, <i>Brachiaria</i>, barnyard grass, crabgrass, goosegrass, seedling johnsongrass, giant foxtail, and fall panicum, use 11 fl oz of GRAMOXONE SUPER. • For control of 2-3 inch sicklepod, purslane, pigweed, cutleaf ground cherry, and common ragweed, use 11 fl oz of GRAMOXONE SUPER. • For control of 2-4 inch grasses in mixture with common cocklebur, morningglory, and red rice, apply GRAMOXONE SUPER at 11 fl oz per acre plus 0.2 lb active ingredient per acre of a 2,4-DB formulation. • Refer to the 2,4-DB label for directions, limitations, and cautions. • Do not graze or harvest for forage or hay. • If needed make a second and final application 7-14 days later. <p><u>HOODED OR SHIELDED SPRAYERS</u></p> <ul style="list-style-type: none"> • Apply by directing spray between the rows and using hooded or shielded sprayers to prevent spray contact with crop plants. • Use higher rate on larger (< 6 inches) or hard to control weeds. Weeds 6 inches or larger may not be controlled. Severe damage and/or complete kill can occur if spray intentionally or accidentally (including drift of fine droplets) contacts the plants. <p><u>DIRECTED SPRAY WITHOUT HOODED OR SHIELDED SPRAYERS</u></p> <ul style="list-style-type: none"> • Do not treat if soybeans are less than 8 inches tall. • Use precision directed spray application equipment adjusted so that no more than the lower 3 inches of the soybean plant is contacted by the application spray. • Do not exceed 30 psi nozzle pressure or spray under conditions which may cause excessive drift. • Some crop injury will occur. The degree of injury is related to the precision of application and spraying conditions.

49
962

Crop	Use Pattern	GRAMOXONE SUPER Rate Per Acre	Minimum Total Spray Per Acre	Grazing or Preharvest Interval (Days)	Precautions, Restrictions and Comments
SOYBEANS	Harvest Aid	11 - 22 fl oz	Ground: 20 gal Air: 5 gal	-	<ul style="list-style-type: none"> Indeterminant varieties: Apply when at least 65% of the seed pods have reached a mature brown color or when seed moisture is 30% or less. Determinant varieties: Apply when plants are mature, i.e. beans are fully developed, 1/2 of leaves have dropped, and remaining leaves are yellowing. Immature soybeans will be injured. Mature cocklebur, especially drought-stressed plants, are tolerant to GRAMOXONE SUPER and desiccation will not be complete. Always use the higher rate for cocklebur. Do not apply within 15 days of harvest. Do not graze or harvest for forage or hay.
SUGAR BEETS	Preplant or Preemergence	2 1/2 - 5 pints	Ground: 10 gal Air: 5 Gal	-	<ul style="list-style-type: none"> Use the higher rate for heavier weed infestations. Seeding or transplanting should be done with a minimum amount of soil disturbance. Crop plants emerged at time of application will be killed. Can be used in fallow, bed/stale seedbed for weed control. Seedbeds or plantbeds should be formed as far ahead of treatment as possible to permit maximum weed emergence.
<u>SUGARCANE</u>	Postemergence Directed Spray (includes Hooded or Shielded)				<p><u>General Comments</u></p> <ul style="list-style-type: none"> Apply as a hooded, shielded or directed spray to avoid contact with cane foliage to prevent leaf burn and yield reduction. Make a second and final application, if necessary, when new weed growth is 2-6 inches high. Do not graze treated areas or feed treated forage to livestock.
-- Florida --		2 1/2 pints	Ground: 50 gal	-	<ul style="list-style-type: none"> For optimum results, apply in early spring (March-April) when weeds are small. Do not apply after June 1 as cane growth may be stunted and yields reduced.
-- Hawaii --		2 1/2 pints	Ground: 20 gal	-	<ul style="list-style-type: none"> Do not apply after cane rows have closed in.
-- Louisiana --		1 1/4 - 4 pints	Ground: 20 gal	30	<ul style="list-style-type: none"> For tiller control, apply when tillers are less than 18 inches high. Use the higher rate for heavier weed infestations or tiller growth.

50962

Crop	Use Pattern	GRAMOXONE SUPER Rate Per Acre	Minimum Total Spray Per Acre	Grazing or Preharvest Interval (Days)	Precautions, Restrictions and Comments
- Florida & Texas -	Harvest Aid	11 - 21 fl oz	Air: 5 gal	-	<ul style="list-style-type: none"> • Use higher rate under cool, cloudy weather conditions. • Apply 3-14 days before burning and harvest.
SUNFLOWER Preplant or Preemergence	Preplant or Preemergence Broadcast or Banded Over Row	2½ - 5 pints (use a minimum of 3 pints in California)	Ground: 10 gal Air: 5 gal	-	<ul style="list-style-type: none"> • Apply before, during, or after planting but before crop emergence.
SUNFLOWER Preharvest Desiccation (Oil seed sunflower varieties only)	Preplant or Preemergence Preharvest Desiccation Broadcast	1½ - 2½ pts	Ground: 10 gal Air: 5 gal	7	<ul style="list-style-type: none"> • Apply when sunflower seeds reach physiological maturity (when seed moisture is 35% or lower). For many varieties, this corresponds to the time when the back of the heads are yellow and the bracts are turning brown. • Do not graze treated areas or feed treated forage to livestock. • Use the higher rate when crop stands or weed infestations are heavy.
TARO, DRYLAND (Hawaii Only)	Postemergence Directed Spray	1½ - 2½ pts	Ground: 10 gal	180	<ul style="list-style-type: none"> • Do not allow spray to contact the taro plants as injury may result. • Make the first application when weed growth is 1 to 4 inches high. • Weeds emerging after the application will not be controlled. • A single re-treatment may be made; however, do not harvest dryland taro within 6 months of the last application.
TREE PLANTATION ESTABLISHMENT Deciduous and Conifers	Preplant Broadcast	2½ - 5½ pts	Ground: 20 gal	-	<ul style="list-style-type: none"> • Prepare ground early to allow maximum emergence of weeds. • Apply prior to planting. Plant with minimal soil disturbance. • Use the higher rate for heavier weed infestations. • For improved burndown or residual control, tank mix GRAMOXONE SUPER with other herbicides labelled for this use. • Refer to the specific tankmix herbicide label(s) for rates, directions, limitations and cautions and for a list of weeds controlled. • Do not apply in less than 20 gallons per acre as weed control will be reduced.

51962

Crop	Use Pattern	GRAMOXONE SUPER Rate Per Acre	Minimum Total Spray Per Acre	Grazing or Preharvest Interval (Days)	Precautions, Restrictions and Comments
<u>TREES AND VINES</u> Orchards, Vineyards, Windbreak, Shade & Ornamental Trees Acerola Almonds Apples Apricots Avocados Bananas Beechnut Brazil Nut Butternut Cashew Cherries Chestnut Chinquapin Citrus Coffee Figs Filberts Grapes Hickory Nut Kiwi Fruit Macadamia Nuts Nectarines Olives Papayas Peaches Pears	Directed Spray	2½ - 5 pints (use a minimum of 3 pts. in California)	Ground: 10 gal	Kiwi Fruit 14 Pistachios 7 Plums 28 Olives 13 Figs 13	<ul style="list-style-type: none"> • Do not allow spray to contact green stems (except suckers), fruit or foliage. • Use a shield or wrap plant when spraying around young trees or vines. • Do not graze treated areas. • Do not feed cover crops grown in treated areas to livestock. • Do not apply when figs, nuts or olives to be harvested are on the ground. • For grapes - treat when sucker growth is no more than 8" long. Late season applications to weeds should be made to avoid contact with desirable foliage. • For kiwi fruit - Do not treat more than 3 times per year. • For pistachios - Do not exceed two applications after shells split. • For mature woody weeds, perennial weeds, late germinating weeds and green suckers, retreatment or spot treatment may be necessary. • For plums - Do not harvest within 28 days after application and do not exceed 3 applications per season. • For figs - Do not harvest within 13 days after application and do not exceed 5 applications per season. • For olives - Do not harvest within 13 days after application and do not exceed 4 applications per season.

52 of 62

Crop	Use Pattern	GRAMOXONE SUPER Rate Per Acre	Minimum Total Spray Per Acre	Grazing or Preharvest Interval (Days)	Precautions, Restrictions and Comments								
TREES AND VINES Pecans Pistachios Plums Prunes Walnuts Other shade and ornamental trees such as arborvitae, ash, elm, fir, oak, pine, etc.													
TREES AND VINES Tankmixes	Directed Spray	2½ - 5 pts (use a minimum of 3 pts. in California)	Ground: 10 gal	Refer to other TM labels	<ul style="list-style-type: none"> GRAMOXONE SUPER may be tank mixed with registered residual herbicides listed below for combined emerged and residual weed control. Always refer to other herbicide label(s) for respective precautions, limitations, restriction, dates and directions for use and weeds controlled. GRAMOXONE SUPER may be tank mixed with the following herbicides: <table data-bbox="1330 1015 1840 1131"> <tr> <td>Goal</td> <td>Surflan</td> </tr> <tr> <td>Devrinol® herbicide</td> <td>Solicam® herbicide</td> </tr> <tr> <td>Princep</td> <td>Karmex</td> </tr> <tr> <td>Sinbar*</td> <td>Krovar® I and II herbicides</td> </tr> </table> <p>*Not for use in California.</p>	Goal	Surflan	Devrinol® herbicide	Solicam® herbicide	Princep	Karmex	Sinbar*	Krovar® I and II herbicides
Goal	Surflan												
Devrinol® herbicide	Solicam® herbicide												
Princep	Karmex												
Sinbar*	Krovar® I and II herbicides												
TYFON (New Hampshire only)	Preplant Preemergence	2½ - 5 pints	Ground: 10 gal	-	<ul style="list-style-type: none"> Seeding should be done with a minimum of soil disturbance. Weeds and grasses emerging after treatment will not be controlled. Crop plants emerged at time of application will be injured. 								

53 of 62

Crop	Use Pattern	GRAMOXONE SUPER Rate Per Acre	Minimum Total Spray Per Acre	Grazing or Preharvest Interval (Days)	Precautions, Restrictions and Comments
<u>VEGETABLES</u> (Seeded or Transplanted) Beans (Lima, Snap) Broccoli Cabbage Cantaloupe Carrots Cauliflower Chinese Cabbage Collards Cucumber Eggplant Lettuce Musk Melons Peas Pepino Peppers Pumpkin Squash Sugar Beets Sweet Corn Tomatillo Turnips Tomatoes Watermelons	Preplant Preemergence	2½ - 5 pints (use a minimum of 3 pts. in California)	Ground: 10 gal Air: 5 gal	-	<ul style="list-style-type: none"> • Seedbeds or plantbeds should be formed as far ahead of treatment as possible to permit maximum weed emergence. • Applications can be made as a banded or broadcast treatment before, during or after planting but prior to the crop emergence. • Use the higher rate for heavier weed infestations. • Seeding or transplanting should be done with a minimum amount of soil disturbance. • Crop plants emerged at time of application will be killed. • Can be used in fallow bed/stale seedbed for weed control alone or tank mixed with Goal. Consult the Goal label for a list of weeds controlled, rates of application and precautions. • Do not harvest tomatoes within 30 days after application.
<u>VEGETABLES</u> Eggplant Tomatoes Peppers (Middle-Atlantic, Southeast, South-Central Regions, and Southwest to the Western Border of Texas)	Directed Spray	2½ pints	Ground: 10 gal	-	<ul style="list-style-type: none"> • For control or suppression of emerged weeds between rows after crop establishment. • Use precision directed spray application equipment adjusted to prevent spray contact with crop plants. Do not exceed 30 psi nozzle pressure or spray under conditions which may cause excessive drift. • Apply when weeds are succulent and weed growth is less than 6 inches. • Do not apply more than 3 applications per season. • Do not allow animals to graze in treated areas. • Do not harvest tomatoes within 30 days after application.

54 of 62

Crop	Use Pattern	GRAMOXONE SUPER Rate Per Acre	Minimum Total Spray Per Acre	Grazing or Preharvest Interval (Days)	Precautions, Restrictions and Comments
<u>VEGETABLES</u> Sweet Corn	Directed Spray	1½ pints	Ground: 10 gal	-	<ul style="list-style-type: none"> • Apply when corn is at least 10 inches tall. Arrange nozzles to spray no higher than the lower 3 inches of the corn plant. • Corn plants shorter than 10 inches may be injured and not recover (corn height measured from soil surface to top of whorl).
<u>VEGETABLES</u> (California, Washington, Oregon, Idaho) only) Lettuce Melon Sugar Beets Tomatoes	Broadcast	11 - 21 fl oz	Ground: 10 gal Air: 5 gal	-	<ul style="list-style-type: none"> • For control of volunteer barley in preformed seedbeds. • Do not harvest tomatoes within 30 days after application.
<u>VEGETABLES</u> Rhubarb	Dormant	2½ - 5 pints (use a minimum of 3 pts. in California)	Ground: 10 gal	-	<ul style="list-style-type: none"> • Apply during dormant season before buds in crown begin to grow. • Do not make more than 2 applications per season.

55
 7
 62

For Control of:	For Suppression	For Control
Spikeweed (4 in. tall or less)	11 fl oz	24 - 32 fl oz
Volunteer Small Grain (8 in. tall or less)	11 to 21 fl oz	40 fl oz
Fiddleneck (6 in. tall or less)	11 to 21 fl oz	40 fl oz
Shepherdspurse	24 - 40 fl oz	-
Annual Bluegrass	-	24 - 40 fl oz
Chickweed	-	24 - 40 fl oz.
Red Maids (6 in. tall or less)	-	24 - 40 fl oz

Do not use the 11 fl oz rate unless the alfalfa has at least 3 trifoliate leaves; the 24 fl oz rate unless the alfalfa has 6 trifoliate leaves; or rates over 24 fl oz unless there are 9 trifoliate leaves.

RESIN SOAKING

Pines (Loblolly, Shortleaf, Longleaf, Slash, Virginia, Pond, Pitch, and Spruce Pines).

Tree Selection - Select trees to be treated from stands on sites not subject to periods of extreme drought stress as the desiccating effect of GRAMOXONE SUPER herbicide to pines is accentuated during such periods, causing a reduction in the amount of oleoresin deposited in the xylem. Select trees to be treated from vigorous, non-stagnated stands, either natural or planted. In stagnated stands or commercial timber stands, plan treating with GRAMOXONE EXTRA ~~SUPER~~ herbicide not sooner than three years after a commercial thinning.

Application Directions - Apply GRAMOXONE SUPER herbicide diluted in water (0.2% to 5% cation, wt./wt. basis, depending on the type of treatment method) to a suitable wound in the tree trunk to bring the treatment into contact with the xylem (sapwood). One of the following methods may be used:

Bark Streaks or Cuts: This type of wound is made using a standard or rotary bark hack or a chainsaw chipping tool employed in naval stores work to remove a single one-inch wide streak of bark about 1 to 2 feet from ground level. The total length should not exceed 1/3 of the tree circumference. Multiple streaks or cuts can result in serious girdling of the trunk and premature death of the tree. A coarse spray (about 2 to 6 ml.) of GRAMOXONE SUPER herbicide solution (1% to 5% cation, wt./wt. basis) should be applied to runoff to the exposed xylem, using a plastic acid bottle or a low-pressure sprayer. Wear rubber gloves when using the acid bottle. The amount of spray required per cut depends on tree circumference and the

length of cut or streak (1/3 of circumference). For a 9-inch diameter tree, 3 ml. of spray will cover the 1-inch wide streak. Using 3 ml. of a 2% or 4% GRAMOXONE SUPER herbicide solution will result in application of 60 or 120 mg. GRAMOXONE SUPER herbicide per streak.

Tree Injection: Pressure injections of 1% to 4% GRAMOXONE SUPER herbicide solution (cation, wt./wt. basis) should be applied beneath the bark and just beneath the cambium layer. Injections should be made 1 to 2 inches apart around 1/3 of the tree circumference or no closer than 3 inches apart all around the tree. From 0.2 ml to 0.4 ml of GRAMOXONE SUPER herbicide solution is applied per injection. Using 2% to 4% GRAMOXONE SUPER herbicide solution, this results in 36 to 144 mg GRAMOXONE SUPER herbicide applied per 9-inch diameter tree, for holes spaced 1 inch apart around 1/3 of the tree or 3 inches apart all around the tree.

Bore Holes: 3/8 to 5/8 inch diameter holes 2 to 6 inches deep, depending on tree diameter are bored sloping slightly downward and tangentially inward rather than directly towards the center of the tree. Solutions of 0.3% to 5% GRAMOXONE SUPER herbicide can be used. Lower concentrations (0.3%) are usually applied at higher volumes of 15 to 35 ml per tree, resulting in application of 45 to approximately 100 mg GRAMOXONE SUPER herbicide per tree. Using 2% to 4% solutions and applying 5 ml per single hole per tree results in application of 100 or 200 mg GRAMOXONE SUPER herbicide per tree. Bore hole applications in the range of 45 to 100 mg GRAMOXONE SUPER herbicide per tree have resulted in effective oleoresin induction.

Time of Treatment: Resin soaking can occur from treatments made any time of the year; however, cool season treatments under nondrought conditions usually result in less severe pine beetle infestations and longer tree life.

Interval Between Treatment and Tree Harvest: The interval between application of GRAMOXONE SUPER herbicide and tree harvest should be a minimum of 6 months and preferably from 12 to 24 months. Intervals of over 6 months may not be possible under conditions of drought or serious pine beetle attacks, which may make early harvest necessary. The GRAMOXONE SUPER herbicide treatment may encourage beetle attack, or may cause premature death of the tree. Desiccation of the xylem tissue, rather than the desired resin soaking, may occur, and is more likely at higher dosage rates.

of 62

Effect on Stem Growth:

GRAMOXONE SUPER herbicide treatment can result in reduced stem growth during the interval between treatment and tree harvest.

Dilution Table for GRAMOXONE SUPER Herbicide (1.5 lbs. cation per gallon):	
Concentration of Cation Desired (Wt./Wt. Basis)	To 1½ Gallon of GRAMOXONE SUPER Herbicide add the following No. Gals. of Water:
0.2%	118.8
0.5%	46.8
1.0%	22.9
2.0%	10.9
3.0%	6.9
4.0%	4.9
5.0%	3.7

NON-AGRICULTURAL USE REQUIREMENTS

The requirements in this box apply to uses of this product that are NOT within the scope of the Worker Protection Standard for agricultural pesticides (40 CFR Part 170). The WPS applies when this product is used to produce agricultural plants on farms, forests, nurseries, or greenhouses.

NOTE: DO NOT USE AROUND HOME GARDENS, SCHOOLS, RECREATIONAL PARKS, GOLF COURSES, OR PLAYGROUNDS.

DO NOT APPLY THIS PRODUCT THROUGH ANY TYPE OF IRRIGATION SYSTEM.

DO NOT enter ~~or allow others to enter the~~ treated areas without protective clothing until sprays have dried.

AVOID working in spray mist. If there is risk of exposure, wear goggles and approved face mask capable of filtering spray droplets.

KEEP ALL UNPROTECTED PERSONS OUT OF OPERATING AREAS OR VICINITY WHERE THERE MAY BE DANGER OF DRIFT.

Certain states may require more restrictive reentry intervals; consult your State Department of Agriculture for further information.

Written or oral warnings regarding use of protective clothing and accidental exposure must be given to workers who are expected to be in treated areas or in areas about to be treated.

IMPORTANT: The effect of swallowing GRAMOXONE SUPER is far more severe than that which usually results from skin contact or inhalation of spray mist. This product should not cause injury if used according to label instructions. Follow the label as if **your life depends on it.**

Other Uses	Use Pattern	GRAMOXONE SUPER Rate Per Acre	Minimum Total Spray Per Acre	Grazing or Preharvest Interval (Days)	Precautions, Restrictions and Comments
<u>CONSERVATION RESERVE, FEDERAL SET-ASIDE, AND CONSERVATION COMPLIANCE PROGRAMS</u> (For use in compliance with the Federal Conservation Reserve Program or Federal set-aside programs).	Broadcast	2½ - 5 pints (currently not registered for use in California at rate higher than 2½ pts.)	Ground: 10 gal Air: 5 gal	-	<ul style="list-style-type: none"> For improved emerged weed control or extended weed control, GRAMOXONE SUPER may be tank mixed with other herbicides registered for this use. Refer to tank mix herbicide labels for specific directions, limitations, cautions and for a list of weeds controlled.
<u>NONCROP USES</u>	Broadcast or Spot Treatment	2½ - 5 pints (use a minimum of 3 pts. in California)	Ground: 10 gal	-	<ul style="list-style-type: none"> For use in noncrop areas such as public airports, electric transformer stations, pipeline pumping stations, around commercial buildings, storage yards and other installations, fence lines or similar noncrop areas. Avoid contact with the foliage of ornamentals or desired plants. Repeat as necessary.
<u>PASTURE RESEEDING</u> For suppression of existing sod and undesirable emerged broadleaf weeds and grasses prior to or at time of planting grasses or forage legumes	Broadcast	1½ - 2½ pints	Ground: 10 gal Air: 5 gal	See specific geographic recommendation	<u>West of Cascade and Sierra Nevada Mountains:</u> <ul style="list-style-type: none"> Apply in October through December after first fall rains and after weeds have emerged and sod has started new growth. For best seeding results, apply on moderately to heavily grazed areas. Do not use in areas with heavy sod and weed growth.

60 of 62