

Front Panel

**RESTRICTED USE PESTICIDE**

**For retail sale to and use only by Certified Applicators or persons under their direct supervision and only for those uses covered by the Certified Applicator's certification.**

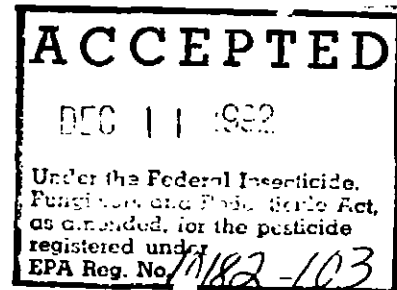
**GRAMOXONE® SUPER HERBICIDE**

**A Weed, Grass, and Harvest Aids Herbicide**

**KEEP OUT OF REACH OF CHILDREN**

**O  
DANGER POISON  
X**

**ONE SWALLOW CAN KILL!**



**SYMPTOMS ARE PROLONGED AND PAINFUL. ONSET OF SYMPTOMS MAY BE DELAYED FOR UP TO 3 DAYS AFTER SWALLOWING.**

**PELIGRO**

**PRECAUCION AL USUARIO:** Si usted no lee ingles, no use este producto hasta que la etiqueta le haya sido explicada ampliamente.

- DO NOT USE OR STORE IN OR AROUND THE HOME.
- DO NOT REMOVE CONTENTS EXCEPT FOR IMMEDIATE USE.
- NEVER PUT INTO FOOD, DRINK OR OTHER CONTAINERS.
- REFER TO SIDE PANEL FOR STATEMENT OF PRACTICAL TREATMENT.
- READ PRECAUTIONARY STATEMENTS ON SIDE/BACK PANELS..

**ACTIVE INGREDIENT:**

Paraquat dichloride (1,1'-dimethyl-4,4'-bipyridinium dichloride) ..... 23.2%

**INERT INGREDIENTS:** ..... 76.8%

**Total** ..... 100.0%

Contains 1.5 lbs paraquat cation per gallon.  
Contains stench (odor) and emetic.

EPA Reg. No. 10182-103  
EPA Est. No.

Net Contents:

Made in U.S.A.  
ICI Agricultural Products  
ICI Americas Inc.  
Wilmington, DE 19897

**STATEMENT OF PRACTICAL TREATMENT**

**IF SWALLOWED: IMMEDIATELY** induce vomiting by touching back of throat with finger. Administer fluids and induce further vomiting. Do not induce vomiting or give anything by mouth to an unconscious person. **GET TO A HOSPITAL OR PHYSICIAN FAST. PROMPT TREATMENT IS ESSENTIAL AND MUST BE INITIATED BEFORE SIGNS AND SYMPTOMS APPEAR.**

---

**NOTE TO PHYSICIANS: Call ICI AMERICAS MEDICAL EMERGENCY INFORMATION NETWORK 1-800-327-8633 (Dial 1-800-F-A-S-T-M-E-D)** at any hour to obtain toxicology and medical management consultation, a supply of bentonite clay, and paraquat analysis. Symptoms following ingestion may be delayed up to 3 days. To be effective, treatment for paraquat poisoning must begin **IMMEDIATELY**. Treatment consists of binding paraquat in the gut with suspensions of bentonite clay or charcoal and removal of paraquat from the blood by prolonged charcoal hemoperfusion or continuous hemodialysis.

---

**IF ON SKIN: IMMEDIATELY** wash with soap and water. Remove and wash all contaminated clothing separate from other laundry with soap and hot water before reusing. Prolonged contact will cause severe irritation. Contact with irritated skin or a cut or repeated contact with intact skin may result in poisoning. **GET MEDICAL ATTENTION.**

**IF IN EYES: IMMEDIATELY** wash eyes with water for at least 15 minutes and get medical attention. Contact may cause eye injury. **CALL A PHYSICIAN.**

**IF INHALED: IMMEDIATELY** remove victim to fresh air or get away from spray mist. Exposure may cause irritation, nose bleeds and may lead to poisoning. Stop and check spray procedure. The odor of this product is from the stenching agent which has been added, not from paraquat.

Read and follow **PRECAUTIONARY STATEMENTS.**

---

**FOR 24-HOUR EMERGENCY MEDICAL ASSISTANCE CALL 1-800-F-A-S-T-M-E-D (327-8633).**

**FOR CHEMICAL EMERGENCY: Spill, leak, fire, exposure, or accident call CHEMTREC 1-800-424-9300.**

---

~~For other product information, contact your local ICI Americas inc. Distributor or see Material Safety Data Sheet.~~



20764

**PRECAUTIONARY STATEMENTS**

**HAZARDS TO HUMANS AND DOMESTIC ANIMALS**

**O**  
**DANGER POISON**  
**X**

**FATAL IF SWALLOWED, INHALED OR ABSORBED THROUGH SKIN. CAUSES IRREVERSIBLE EYE DAMAGE. CAUSES SKIN IRRITATION. MAY CAUSE ALLERGIC SKIN REACTION.**

**DO NOT** get in eyes, on skin, or on clothing. **DO NOT** breathe spray mist. **WASH SPLASHES** from skin and eyes immediately. **WASH** thoroughly with soap and water after handling and before eating, drinking, or using tobacco.

- When pouring, loading, mixing concentrate or when exposure to concentrate is possible wear:

A NIOSH/MSHA-approved pesticide respirator.

Protective clothing (disposable suit/coveralls or long-sleeved shirt and pants).

Full face shield.

Mid-forearm waterproof gloves.

Waterproof apron and footwear.


- When spraying end-use dilution outside of an enclosed cab or aircraft or when contacting vegetation wet with spray wear:

Protective clothing (disposable suit/coveralls or long-sleeved shirt and pants).

Wide-brimmed hat.

Waterproof footwear.

- **REMOVE** contaminated clothing and wash separate from other laundry before reuse.




**ENVIRONMENTAL HAZARDS**

**WILDLIFE:** This product is toxic to wildlife. Birds and other wildlife in treated areas may be killed. Do not apply directly to water or wetlands (swamps, bogs, marshes and potholes). Do not contaminate water when disposing of equipment washwaters.

**DRIFT:** GRAMOXONE® SUPER herbicide is a contact herbicide that kills all green plant tissue. Do not apply under conditions involving possible drift to food, forage, or other plantings that might be damaged or the crops thereof rendered unfit for sale, use, or consumption. Do not apply when weather conditions favor drift from areas treated. For aerial applicators use, do not apply during periods of thermal inversion to avoid drift. Refer to the local state laws, regulations, and guidelines for proper application to avoid off-target movement.

**CHEMICAL HAZARD:** This product reacts with aluminum to produce hydrogen gas which may form a highly combustible gas mixture. Such gas could flash or explode, causing serious personal injury, if ignited by open flame, spark, welder's torch, lighted cigarette, or other ignition source. Do not mix or store in containers, spray tanks, nurse tanks, or such systems made of aluminum or having aluminum fittings. After dilution with water to spray concentrations, spray systems made of, or containing aluminum parts, may be used but should not be used for extended (overnight) storage.

**EQUIPMENT/CONTAINER:** Flush all spray equipment with water after use each day. GRAMOXONE SUPER is corrosive to aluminum. Aluminum spray equipment and aluminum aircraft structures that are exposed to spray solution or spray drift should be flushed thoroughly with water immediately after use.



### DIRECTIONS FOR USE

It is a violation of Federal law and may endanger the applicator or third parties to use this product without complying with all label directions and warnings.

**READ ENTIRE LABEL. USE STRICTLY IN ACCORDANCE WITH DANGER STATEMENTS AND DIRECTIONS, AND WITH APPLICABLE STATE AND FEDERAL REGULATIONS.**

**NOTE: DO NOT USE AROUND HOME GARDENS, SCHOOLS, RECREATIONAL PARKS, GOLF COURSES, OR PLAYGROUNDS.**

**DO NOT APPLY THIS PRODUCT THROUGH ANY TYPE OF IRRIGATION SYSTEM.**

Refer to attached booklet for use directions.

### REENTRY STATEMENTS

**DO NOT** enter treated areas without protective clothing until sprays have dried.


**AVOID** working in spray mist. If there is a risk of exposure, wear goggles and approved face mask capable of filtering spray droplets.

**KEEP ALL UNPROTECTED PERSONS OUT OF OPERATING AREAS OR VICINITY WHERE THERE MAY BE DANGER OF DRIFT.**

Certain states may require more restrictive reentry intervals; consult your State Department of Agriculture for further information.

Written or oral warnings regarding use of protective clothing and accidental exposure must be given to workers who are expected to be in treated areas or in areas about to be treated.

**IMPORTANT:** The effect of swallowing GRAMOXONE SUPER is far more severe than that which usually results from skin contact or inhalation of spray mist. This product should not cause injury if used according to label instructions. Follow the label **as if your life depends on it.**



## STORAGE AND DISPOSAL

**PROHIBITIONS:** Do not contaminate water, food or feed by storage, disposal or cleaning of equipment. Open dumping is prohibited.

**STORAGE:** Store at temperatures above 32°F. Do not contaminate feed, foodstuffs or drinking water. Do not store next to feed or food, or transport in or on vehicles containing foodstuffs or feeds. For help with any spill, leak, fire or exposure involving this material, call CHEMTREC 1-800-424-9300.

**PESTICIDE DISPOSAL:** This product is acutely hazardous. Improper disposal of excess pesticide, spray mixture, or rinsate is a violation of Federal law. If these wastes cannot be disposed of by use according to label instructions, contact your State Pesticide or Environmental Control Agency, or the Hazardous Waste representative at the nearest EPA Regional Office for guidance.

**CONTAINER DISPOSAL:** Triple rinse (or equivalent). Do not reuse container. Offer for recycling or reconditioning, or puncture and dispose of in a sanitary landfill, or dispose of by other procedures allowed by State and local authorities.

### FOR BULK/MINI-BULK CONTAINERS AND EZ HANDLER CONTAINERS:

**CONTAINER DISPOSAL:** Reseal container and offer for reconditioning, or triple rinse (or equivalent) and offer for recycling or reconditioning, or clean in accordance with manufacturer's instructions.

**CONTAINER PRECAUTIONS:** Before refilling, inspect thoroughly for damage, such as cracks, punctures, bulges, dents, abrasions and damaged or worn threads on closure devices.

**REFILL ONLY WITH GRAMOXONE SUPER HERBICIDE.** The contents of this container cannot be completely removed by cleaning. Refilling with materials other than GRAMOXONE SUPER will result in contamination and may weaken container.

After filling and before transporting, check for leaks.

Do not refill or transport damaged or leaking container.

**CONTAINER IS NOT SAFE FOR FOOD, FEED OR DRINKING WATER!**

**IMPORTANT:** Read the Entire Directions for Use and the Conditions of Sale and Warranty before using this product.

**CONDITIONS OF SALE AND LIMITED WARRANTY:**

The Directions for Use of this product are believed to be reliable and should be followed carefully. However, it is impossible to eliminate all risks inherently associated with the use of this product. Crop injury, ineffectiveness or other unintended consequences may result because of such factors as timing and method of application, weather and crop conditions, mixture with other chemicals not specifically recommended or other influencing factors in the use of the product, all of which are beyond the control of the seller. All such risks shall be assumed by Buyer and User, and Buyer and User agree to hold Seller harmless for any claims relating to such factors.

Seller warrants that this product conforms to the chemical description on the label and is reasonably fit for the purposes stated on the label, subject to the inherent risks referred to above, when used in accordance with directions under normal conditions of use. This warranty does not extend to the use of this product contrary to label instructions, or under abnormal conditions or under conditions not reasonably foreseeable to or beyond the control of Seller and Buyer and User assume the risk of any such use. SELLER DISCLAIMS ALL OTHER WARRANTIES EXPRESSED OR IMPLIED INCLUDING ANY WARRANTY OF FITNESS OR MERCHANTABILITY.

When Buyer or User claims losses or damages resulting from the use or handling of this product (including claims based on contract, negligence, strict liability or other legal theories), Buyer or User must promptly notify in writing Seller of any claims to be eligible to receive either of the remedies set forth below. The EXCLUSIVE REMEDY OF BUYER OR USER and the LIMIT OF LIABILITY of Seller will be, at the election of Seller, refund of the purchase price paid for product bought, or replacement of amount of product used. SELLER SHALL NOT BE LIABLE FOR CONSEQUENTIAL, SPECIAL OR INDIRECT DAMAGES RESULTING FROM THE USE OR HANDLING OF THIS PRODUCT AND SELLER'S SOLE LIABILITY AND BUYER'S AND USER'S EXCLUSIVE REMEDY SHALL BE LIMITED TO THE REFUND OF THE PURCHASE PRICE.

GRAMOXONE® is a trademark of an ICI Group Company.



**RESTRICTED USE PESTICIDE**

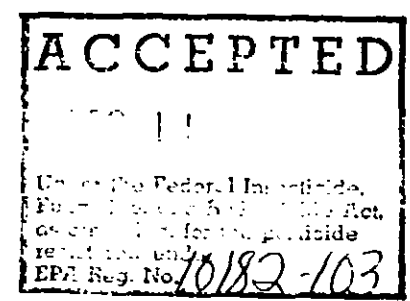
For retail sale to and use only by Certified Applicators or persons under their direct supervision and only for those uses covered by the Certified Applicator's certification.

**GRAMOXONE® SUPER Herbicide**

**A Weed, Grass, and Harvest Aid Herbicide**

**COMPLETE DIRECTIONS FOR USE**

Inside of Front Cover -



**DIRECTIONS FOR USE AND  
CONDITIONS OF SALE AND WARRANTY**

**IMPORTANT:** Read the entire Directions for Use and the Conditions of Sale and Warranty before using this product.

**CONDITIONS OF SALE AND LIMITED WARRANTY:**

The Directions for Use of this product are believed to be reliable and should be followed carefully. However, it is impossible to eliminate all risks inherently associated with the use of this product. Crop injury, ineffectiveness or other unintended consequences may result because of such factors as timing and method of application, weather and crop conditions, mixture with other chemicals not specifically recommended or other influencing factors in the use of the product, all of which are beyond the control of the seller. All such risks shall be assumed by Buyer and User, and Buyer and User agree to hold Seller harmless for any claims relating to such factors.

Seller warrants that this product conforms to the chemical description on the label and is reasonably fit for the purposes stated on the label, subject to the inherent risks referred to above, when used in accordance with directions under normal conditions of use. This warranty does not extend to the use of this product contrary to label instructions, or under abnormal conditions or under conditions not reasonably foreseeable to or beyond the control of Seller and Buyer and User assume the risk of any such use. **SELLER DISCLAIMS ALL OTHER WARRANTIES EXPRESSED OR IMPLIED INCLUDING ANY WARRANTY OF FITNESS OR MERCHANTABILITY.**





10764

When Buyer or User claims losses or damages resulting from the use or handling of this product (including claims based on contract, negligence, strict liability or other legal theories), Buyer or User must promptly notify in writing Seller of any claims to be eligible to receive either of the remedies set forth below. The EXCLUSIVE REMEDY OF BUYER OR USER and the LIMIT OF LIABILITY of Seller will be, at the election of Seller, refund of the purchase price paid for product bought, or replacement of amount of product used. SELLER SHALL NOT BE LIABLE FOR CONSEQUENTIAL, SPECIAL OR INDIRECT DAMAGES RESULTING FROM THE USE OR HANDLING OF THIS PRODUCT AND SELLER'S SOLE LIABILITY AND BUYER'S AND USER'S EXCLUSIVE REMEDY SHALL BE LIMITED TO THE REFUND OF THE PURCHASE PRICE.



11 64


**TABLE OF CONTENTS**

	<b>Page</b>
<b>STATEMENT OF PRACTICAL TREATMENT</b>	
<b>PRECAUTIONARY STATEMENTS</b>	
Hazards to Humans and Domestic Animals	
Environmental Hazards	
<b>DIRECTIONS FOR USE</b>	
Reentry Statements	
General Information	
Rainfastness	
Application	
Use of a Nonionic Surfactant or Crop Oil Concentrate	
Nozzle Selection	
Spray Carrier	
Rates of GRAMOXONE SUPER	
Spray Volume	
Drift Minimization	
Application Timing	
Burndown of Grass Cover Crops or Volunteer Cereals	
Environmental Conditions	
Spot Spraying	
Tank Mixing	
Limitations, Precautions & Warnings	
<b>CROPS</b>	
Alfalfa	
Asparagus	
Beans, Dry (Form)	
Cassavas, Taniars & Yams (Puerto Rico only)	
Clover and Other Legumes	
Conservation Reserve , Federal Set-Aside, and Conservation Compliance	
Corn	
Cotton	
Easter Lilies	
Grasses (for seed)	
Guar	
Mint	
Noncrop Uses	
Onions (seeded) and Garlic	
Pasture Reseeding	
Peanuts	
Pigeon Peas (Puerto Rico only)	
Pineapples	
Potatoes	
Resin Sealing	
Safflower	
Small Fruits	
Small Grains	
Sorghum (grain)	
Soybeans	
Sugarcane	
Sunflower	
Taro, Dryland (Hawaii Only)	

11/27/64

Trees & Vines  
Tyfon (New Hampshire only)  
Vegetables

Conversion Table  
Storage & Disposal



120764

**KEEP OUT OF REACH OF CHILDREN**

**O  
DANGER POISON  
X**

**ONE SWALLOW CAN KILL!**

**SYMPTOMS ARE PROLONGED AND PAINFUL. ONSET OF SYMPTOMS MAY BE DELAYED FOR UP TO 3 DAYS AFTER SWALLOWING.**

**PELIGRO**

**PRECAUCION AL USUARIO:** Si usted no lee ingles, no use este producto hasta que la etiqueta le haya sido explicada ampliamente.

- **DO NOT USE OR STORE IN OR AROUND THE HOME.**
- **DO NOT REMOVE CONTENTS EXCEPT FOR IMMEDIATE USE.**
- **NEVER PUT INTO FOOD, DRINK OR OTHER CONTAINERS.**

**ACTIVE INGREDIENT:**

Paraquat dichloride (1,1'-dimethyl-4,4'-bipyridinium dichloride) ..... 23.2%

**INERT INGREDIENTS:** ..... 76.8%

**Total** ..... 100.0%

Contains 1.5 lbs. paraquat cation per gallon.  
Contains stench (odor) and emetic.

EPA Reg. No. 10182-103



12-264

**STATEMENT OF PRACTICAL TREATMENT**

**IF SWALLOWED: IMMEDIATELY** induce vomiting by touching back of throat with finger. Administer fluids and induce further vomiting. Do not induce vomiting or give anything by mouth to an unconscious person. **GET TO A HOSPITAL OR PHYSICIAN FAST. PROMPT TREATMENT IS ESSENTIAL AND MUST BE INITIATED BEFORE SIGNS AND SYMPTOMS APPEAR.**

---

**NOTE TO PHYSICIANS: Call ICI AMERICAS MEDICAL EMERGENCY INFORMATION NETWORK 1-800-327-8633 (Dial 1-800-F-A-S-T-M-E-D)** at any hour to obtain toxicology and medical management consultation, a supply of bentonite clay, and paraquat analysis. Symptoms following ingestion may be delayed up to 3 days. To be effective, treatment for paraquat poisoning must begin **IMMEDIATELY**. Treatment consists of binding paraquat in the gut with suspensions of bentonite clay or charcoal and removal of paraquat from the blood by prolonged charcoal hemoperfusion or continuous hemodialysis.

---

**IF ON SKIN: IMMEDIATELY** wash with soap and water. Remove and wash all contaminated clothing separate from other laundry with soap and hot water before reusing. Prolonged contact will cause severe irritation. Contact with irritated skin or a cut or repeated contact with intact skin may result in poisoning. **GET MEDICAL ATTENTION.**

**IF IN EYES: IMMEDIATELY** wash eyes with water for at least 15 minutes and get medical attention. Contact may cause eye injury. **CALL A PHYSICIAN.**

**IF INHALED: IMMEDIATELY** remove victim to fresh air or get away from spray mist. Exposure may cause irritation, nose bleeds and may lead to poisoning. Stop and check spray procedure. The odor of this product is from the stenching agent which has been added, not from paraquat.

Read and follow **PRECAUTIONARY STATEMENTS.**


---

**FOR 24-HOUR EMERGENCY MEDICAL ASSISTANCE, CALL 1-800-F-A-S-T-M-E-D (327-8633).**

**FOR CHEMICAL EMERGENCY: Spill, leak, fire, exposure, or accident call CHEMTREC 1-800-424-9300.**

---

~~For other product information, contact your local ICI Americas Inc. Distributor or see Material Safety Data Sheet.~~



## PRECAUTIONARY STATEMENTS

### HAZARDS TO HUMANS AND DOMESTIC ANIMALS

**O**  
**DANGER POISON**  
**X**

**FATAL IF SWALLOWED, INHALED OR ABSORBED THROUGH SKIN. CAUSES IRREVERSIBLE EYE DAMAGE. CAUSES SKIN IRRITATION. MAY CAUSE ALLERGIC SKIN REACTION.**

**DO NOT** get in eyes, on skin, or on clothing. **DO NOT** breathe spray mist. **WASH SPLASHES** from skin and eyes immediately. **WASH** thoroughly with soap and water after handling and before eating, drinking, or using tobacco.

- When pouring, loading, mixing concentrate or when exposure to concentrate is possible wear:

A NIOSH/MSHA-approved pesticide respirator.

Protective clothing (disposable suit/coveralls or long-sleeved shirt and pants).

Full face shield.

Mid-forearm waterproof gloves.

Waterproof apron and footwear.


- When spraying end-use dilution outside of an enclosed cab or aircraft or when contacting vegetation wet with spray wear:

Protective clothing (disposable suit/coveralls or long-sleeved shirt and pants).

Wide-brimmed hat.

Waterproof footwear.

- **REMOVE** contaminated clothing and wash separate from other laundry before reuse.



5/104


**ENVIRONMENTAL HAZARDS**

**WILDLIFE:** This product is toxic to wildlife. Birds and other wildlife in treated areas may be killed. Do not apply directly to water or wetlands (swamps, bogs, marshes and potholes). Do not contaminate water when disposing of equipment washwaters.

**DRIFT:** GRAMOXONE® SUPER herbicide is a contact herbicide that kills all green plant tissue. Do not apply under conditions involving possible drift to food, forage, or other plantings that might be damaged or the crops thereof rendered unfit for sale, use, or consumption. Do not apply when weather conditions favor drift from areas treated. For aerial applicators use, do not apply during periods of thermal inversion to avoid drift. Refer to the local state laws, regulations, and guidelines for proper application to avoid off-target movement.

**CHEMICAL HAZARD:** This product reacts with aluminum to produce hydrogen gas which may form a highly combustible gas mixture. Such gas could flash or explode, causing serious personal injury, if ignited by open flame, spark, welder's torch, lighted cigarette, or other ignition source. Do not mix or store in containers, spray tanks, nurse tanks, or such systems made of aluminum or having aluminum fittings. After dilution with water to spray concentrations, spray systems made of, or containing aluminum parts, may be used but should not be used for extended (overnight) storage.

**EQUIPMENT/CONTAINER:** Flush all spray equipment with water after use each day. GRAMOXONE SUPER is corrosive to aluminum. Aluminum spray equipment and aluminum aircraft structures that are exposed to spray solution or spray drift should be flushed thoroughly with water immediately after use.



10/2/64

**DIRECTIONS FOR USE**

It is a violation of Federal law and may endanger the applicator or third parties to use this product without complying with all label directions and warnings.

**READ ENTIRE LABEL. USE STRICTLY IN ACCORDANCE WITH DANGER STATEMENTS AND DIRECTIONS, AND WITH APPLICABLE STATE AND FEDERAL REGULATIONS. READ STATEMENT OF PRACTICAL TREATMENT AND PRECAUTIONARY STATEMENTS ON PAGES \_\_\_\_\_.**

**NOTE: DO NOT USE AROUND HOME GARDENS, SCHOOLS, RECREATIONAL PARKS, GOLF COURSES, OR PLAYGROUNDS.**

**DO NOT APPLY THIS PRODUCT THROUGH ANY TYPE OF IRRIGATION SYSTEM.**

**REENTRY STATEMENTS**

**DO NOT** enter treated areas without protective clothing until sprays have dried.

**AVOID** working in spray mist. If there is risk of exposure, wear goggles and approved face mask capable of filtering spray droplets.

**KEEP ALL UNPROTECTED PERSONS OUT OF OPERATING AREAS OR VICINITY WHERE THERE MAY BE DANGER OF DRIFT.**

Certain states may require more restrictive reentry intervals; consult your State Department of Agriculture for further information.

Written or oral warnings regarding use of protective clothing and accidental exposure must be given to workers who are expected to be in treated areas or in areas about to be treated.

**IMPORTANT:** The effect of swallowing GRAMOXONE SUPER herbicide is far more severe than that which usually results from skin contact on inhalation of spray mist. This product should not cause injury if used according to label instructions. Follow the label as if your life depends on it.

**GENERAL INFORMATION**

GRAMOXONE SUPER herbicide is a contact herbicide used to control or suppress a broad spectrum of emerged weeds. GRAMOXONE SUPER herbicide controls most small annual weeds -- both broadleaves and grasses, and suppresses perennial weeds by destroying green foliage. GRAMOXONE SUPER herbicide can also be used as a crop desiccant at harvest.

GRAMOXONE SUPER herbicide is formulated as a liquid which contains 1½ lbs. of active ingredient per gallon. The formulation is green in color and contains a non-toxic odor, and an emetic (an agent which will induce vomiting if the product is swallowed). The green color and odor are included in the formulation to help prevent accidental ingestion of GRAMOXONE SUPER herbicide.



GRAMOXONE SUPER herbicide is rapidly absorbed by green plant tissue and interacts with the photosynthetic process to produce superoxides which destroy the plant cells. GRAMOXONE SUPER herbicide requires actively growing green plant tissue to function. Thorough coverage of all green foliage is essential for effective weed control. GRAMOXONE SUPER herbicide is not as effective on drought-stressed weeds, weeds with little green foliage (i.e., mowed or cut weeds), or mature woody bark of trees and vines.

Clay and organic matter rapidly tie up GRAMOXONE SUPER herbicide. As a result, GRAMOXONE SUPER herbicide has no residual soil activity to affect later-planted crops or later germinating weeds.

### **RAINFASTNESS**

Because GRAMOXONE SUPER herbicide is rapidly absorbed by the weed foliage, rain occurring 30 minutes or more after application will have no effect on the activity of GRAMOXONE SUPER herbicide.

### **APPLICATION**

Since GRAMOXONE SUPER herbicide is a contact-type herbicide, it is essential to obtain complete coverage of target weeds to get good control. Improper application technique and/or application to large, stressed, or mown weeds will usually result in unacceptable weed control. Good coverage is also essential for proper performance in harvest-aid applications. See details below for specific application instructions.

### **USE OF A NONIONIC SURFACTANT OR CROP OIL CONCENTRATE**

#### **ALWAYS ADD ONE OF THE FOLLOWING:**

Failure to add one of the following will result in reduced performance of GRAMOXONE SUPER herbicide.

**Nonionic Surfactant:** Add nonionic surfactant containing 75% or more surface-active agent at 0.125% v/v (1 pint per 100 gallons), OR add a nonionic surfactant containing 50-74% surface-active agent at 0.25% v/v (2 pints per 100 gallons), of the finished spray volume for ground applications. For aerial applications, add a nonionic surfactant at 0.25% v/v (2 pints per 100 gallons) of the finished spray volume.

**Crop Oil Concentrate:** Add a non-phytotoxic crop oil concentrate containing 15-20% approved emulsifier, at 1.0% v/v (1 gallon per 100 gallons) of the finished spray volume for ground applications. For aerial applications, add 1 pint of crop oil concentrate per acre. Do not use crop oil concentrate when using GRAMOXONE SUPER for cotton harvest aid.

**NOZZLE SELECTION**

The use of flat-fan nozzles will result in the most effective application of GRAMOXONE SUPER herbicide. Flood nozzles are generally not as good as flat fans since they produce large uneven droplets. The use of flood nozzles may result in reduced weed control due to inadequate coverage.

**WHEN SPRAYING LESS THAN 20 GALLONS OF SPRAY CARRIER PER ACRE, USE ONLY FLAT FAN NOZZLES AS RECOMMENDED IN THE CHART BELOW.**

<b>RECOMMENDED NOZZLES, PRESSURES AND SETUP</b>		
	<b>Nozzle Type</b>	
	<b>Flat Fan</b>	<b>Flood</b>
Maximum Size	8	15
Spray Pressure (at nozzle)	30-50 P.S.I.	30-50 P.S.I.
Maximum Nozzle Spacing	30"	40"
Direction of Spray Pattern	Down	Down
Maximum Speed	10 mph	10 mph
Spray Overlap (at each edge)	30%	50%

Using nozzles, pressures, or setups different from the above chart will result in reduced control.

**SPRAY CARRIER**

Always use clean water (free of mud or clay), clear liquid nitrogen, or complete clear liquid fertilizers as the carrier when spraying GRAMOXONE SUPER herbicide. Muddy water, or suspension-type fertilizers containing clay, can inactivate GRAMOXONE SUPER herbicide. Never use suspension-type fertilizers containing clay as the spray carrier. If using a complete clear liquid fertilizer containing high phosphate levels as the spray carrier, always use the higher rate of GRAMOXONE SUPER herbicide and surfactant.

**NOTE:** When using liquid fertilizers such as 28% N, as a carrier, it is important that nonionic surfactant still be used with GRAMOXONE SUPER herbicide. Liquid fertilizer carriers cannot substitute for surfactant.

**RATES OF GRAMOXONE SUPER HERBICIDE**

Follow recommended rates listed with each use of GRAMOXONE SUPER herbicide. Use the higher label rates when weeds are dense or large. Also, use higher label rates for harvest aid when crop vegetation is dense.

**SPRAY VOLUME**

Follow recommended minimum spray volumes listed with each use of GRAMOXONE SUPER herbicide. These are minimum volumes only, and spray volumes should be increased as necessary to obtain complete coverage of the target weed or plant without runoff from the foliage.

**WHEN SPRAYING LESS THAN 20 GALLONS OF SPRAY CARRIER PER ACRE, TARGET WEEDS SHOULD NOT EXCEED 6 INCHES IN HEIGHT.**

**DRIFT MINIMIZATION**

**DO NOT** spray if conditions of thermal inversion exist, or if wind direction and speed may cause spray drift onto adjacent areas. With both aerial and ground applications, the use of a drift control or spray deposition additive (in accordance with label directions) may reduce the potential for drift to occur. **Drift minimization is the responsibility of the applicator.** Consult with local and state agricultural authorities for information regarding avoiding or minimizing spray drift. Refer to the local state laws, regulations, and guidelines for proper application to avoid off-target movement.

When GRAMOXONE SUPER herbicide is applied at less than 10 gallons per acre finished spray volume, a drift control or spray deposition additive **SHOULD** be used. Refer to the additive label for use directions.

**APPLICATION TIMING**

GRAMOXONE SUPER herbicide should be applied to emerged weeds when they are small. Weeds 1" to 6" in height are the easiest to control. Larger weeds may be more difficult to control. When weeds have been grazed or mowed, thus removing much of the green foliage, allow the weeds to regrow to a height of 2 to 4 inches before spraying if possible. Similarly, when forage or grain crops have been harvested prior to spraying, weeds present in the field will also have been cut. To allow for adequate green foliage to remain on weeds in this situation, raise cutter bars as high as possible from the ground to cut stubble and weeds at a greater height.

**BURNDOWN OF GRASS COVER CROPS OR VOLUNTEER CEREALS**

When using GRAMOXONE SUPER herbicide for control of grass cover crops or volunteer cereals, best results are obtained when GRAMOXONE SUPER herbicide is applied prior to tillering or after boot stage. This is especially important with a wheat cover crop or volunteer wheat. Treatments made between tillering and boot stage will generally not provide complete control. **Do not expect complete control of perennial cover crops.**

**ENVIRONMENTAL CONDITIONS**

GRAMOXONE SUPER herbicide is active over a wide range of environmental conditions. Cool weather (below 55°) will slow the activity of GRAMOXONE SUPER herbicide, as will cloudy, overcast weather, but will not affect performance.

In dry areas, dust stirred up by high winds or equipment tires can coat weed leaves and reduce GRAMOXONE SUPER herbicide activity. Avoid applying GRAMOXONE SUPER herbicide in extremely dusty conditions.

**SPOT SPRAYING**

When only small areas are to be sprayed with labeled applications, it is advantageous to mix small quantities of GRAMOXONE SUPER herbicide. To aid in mixing small quantities, the following table should be consulted. When spraying with wand-type applicators as in spot spraying, always follow precautionary statements regarding use, protective clothing and footwear.

If The Broadcast Rate Per Acre for GRAMOXONE SUPER Herbicide is:	Add The Following Amount of GRAMOXONE SUPER Herbicide To 1 Gallon of Water
1½ pts.	1/2 fl. oz.
2½ pts.	3/4 fl. oz.
3 pts.	1 fl. oz.
5 pts.	1-2/3 fl. oz.

Always add 1/3 to 1/2 fl. oz. of a nonionic surfactant for each gallon of spray. When spot spraying in this manner, spray to thoroughly wet the foliage, but not to the point of runoff.


**TANK MIXING FOR IMPROVED BURNDOWN OF DIFFICULT WEEDS, AND RESIDUAL WEED CONTROL**

**Photosynthetic Inhibitor Herbicides**

Difficult weeds can often be controlled by tank mixing GRAMOXONE SUPER herbicide with other herbicides. The addition of herbicides which are also photosynthetic inhibitors (PSI) will slow the activity of GRAMOXONE SUPER herbicide, allowing GRAMOXONE SUPER herbicide to thoroughly distribute itself within the treated leaf. The resulting level of control is usually greater than if GRAMOXONE SUPER herbicide was applied alone.

GRAMOXONE SUPER herbicide may be applied in tank mixture with the following PSI herbicides:

- Atrazine herbicide
- Aatrex® herbicide
- Bicep® herbicide
- Bladex® herbicide
- Canopy® herbicide
- Conquest® herbicide
- Extrazine® herbicide
- Gemini® herbicide
- Griffex® herbicide
- Lexone®/Sencor® herbicides
- Lorox Plus® herbicide
- Lariat® herbicide
- Preview® herbicide
- Princep® herbicide
- Linex®/Lorox® herbicides



Refer to respective product label(s) for rates of application, directions for use, limitations, cautions and for a list of weeds controlled.

2,0704

### Improved Weed Control With PSIs

Control of difficult weeds listed below and annual grass control will be enhanced by the addition of a PSI herbicide. For best results a second application is needed.

- |                        |                                    |
|------------------------|------------------------------------|
| Marestail              | Prickly lettuce                    |
| Pennsylvania Smartweed | Lambsquarters                      |
| Velvetleaf             | Momingglory                        |
| Malva (Cheeseweed)     | Cheatgrass                         |
| Fall Panicum           | Knotweed                           |
| Giant Ragweed          | Volunteer wheat                    |
| Kochia                 | Perennial Weeds (suppression only) |
| Cocklebur              | Barnyardgrass                      |
| Tansymustard           | Broadleaf signalgrass              |
|                        | Sedges                             |

### Improved Control of Perennial and Annual Broadleaf Weeds

When perennial broadleaf weeds such as Canada thistle, bindweed, dandelion, etc. or difficult to control annual broadleaf weeds such as giant ragweed or morningglory are present, tankmixes with 2,4-D ester (cv), 2,4-DB or Banvel® herbicide, where labeled, will help improve control. Tank mixing the amine formulation of 2,4-D with GRAMOXONE SUPER herbicide may result in reduced grass control.

### Order of Tank Mixing

In general, GRAMOXONE SUPER herbicide tankmixes with other products should be mixed as follows:

1. Fill spray tank 1/2 full with clean water or other approved carriers such as clear liquid fertilizer.
2. Begin tank agitation and continue throughout mixing and spraying.
3. Add dry formulations (WP, DF, etc.) to tank.
4. Add liquid formulations (SC, EC, L, etc.) to tank.
5. Add GRAMOXONE SUPER herbicide to tank.
6. Add nonionic surfactant to tank.
7. Fill remainder of spray tank.

Always refer to labels of other pesticide products for mixing directions and precautions which may differ from those outlined here.

Since many of the herbicides listed on this label are available in several types of formulations, it is advisable to perform a jar test to check physical compatibility.

### LIMITATIONS, PRECAUTIONS AND WARNINGS

- DO NOT use around home gardens, schools, recreational parks, or playgrounds.
- In preplant and preemergence (to the crop) uses, do not apply to soils lacking clay minerals, i.e., peat, muck, pure sand, artificial planting media.

22044

- Seedbeds and plantbeds should be formed as far ahead of planting and treatment as possible to permit maximum weed and grass emergence prior to treatment.
- Seeding or transplanting should be done with a minimum amount of soil disturbance.
- Weeds and grasses emerging after application of GRAMOXONE SUPER herbicide will not be controlled or suppressed.
- Unless otherwise indicated, crop plants emerged at time of application may be severely injured or killed if contacted by sprays of GRAMOXONE SUPER herbicide.
- **PRODUCT PERFORMANCE CONCERNS:** Concerns with the performance of GRAMOXONE SUPER herbicide must be reported to the retail dealer or to an ICI representative within 14 days of application. Weeds emerging after application or regrowth of perennial weeds do not constitute a legitimate product performance complaint.

**SPECIFIC USE RECOMMENDATIONS**

The following tables indicate use patterns, rates, minimum spray volumes, preharvest intervals and other precautions, restrictions and comments specific to each crop. Read and follow directions carefully.



Crop	Use Pattern	GRAMOXONE SUPER Rate Per Acre	Minimum Total Spray Per Acre	Grazing or Preharvest Interval (Days)	Precautions, Restrictions
<b><u>ALFALFA</u></b>  New seedlings (California only)	Broadcast	See Table __ page __	Ground: 25 gal Air: 5 gal	70	<ul style="list-style-type: none"> <li>• Apply during late winter or early spring</li> <li>• Do not cut or harvest within 70 days</li> <li>• Do not apply more than once during season</li> <li>• Caution: Seeding alfalfa stands will be necessary.</li> <li>• Not recommended for seeding alfalfa</li> <li>• Alfalfa foliage present at time of application</li> </ul>
Plant or re-emergence (No-till or conventional planting)	Broadcast or Banded Over-Row	2½ - 5 pints (use a minimum of 3 pts. in California)	Ground: 10 gal Air: 5 gal		<ul style="list-style-type: none"> <li>• Apply prior to emergence of the crop</li> <li>• Crop plants emerged at time of application</li> <li>• Seeding should be done with a minimum of 3 pints</li> </ul>
Dormant season on established plantings (WA, OR, CO, ID, MT, UT, NV, WY, and Del Norte, Siskiyou, Medoc, Shasta, Lassen, Plumas, Sierra and Nevada Counties in CA)	Broadcast	2½ - 4 pints	Ground: 20 gal Air: 5 gal	42	<ul style="list-style-type: none"> <li>• For desiccation of weeds including dogfennel, chickweed, and taraxacum</li> <li>• Apply to established stands after dormant but before spring growth</li> <li>• Do not apply if regrowth after last application</li> <li>• Alfalfa foliage at time of application</li> <li>• Do not apply more than once per season</li> <li>• Do not cut or harvest within 42 days</li> </ul>



Crop	Use Pattern	GRAMOXONE SUPER Rate Per Acre	Minimum Total Spray Per Acre	Grazing or Preharvest Interval (Days)	Precautions, Restrictions and Comments
<p>Dormant season on established plantings (East of the Rocky Mountains and North of the Southern Borders of Co., KS, MO, KY, and VA)</p> <p>Region A See map at end of Alfalfa section.</p>	Broadcast	2½ - 4½ pints	Ground: 10 gal Air: 5 gal	60	<ul style="list-style-type: none"> <li>• For control of weeds, including bluegrass, chickweed, henbit, downy brome, ryegrass, chestnut, dogfennel, tansy, mustard, London rocket, sowthistle, rescue brome, wild oats, and other winter annuals, and suppression of perennial weeds.</li> <li>• Do not apply if fall regrowth following last fall cutting is greater than 6", or if spring regrowth is more than 2".</li> <li>• Apply to well-established stands (at least one year old) after the crop is dormant, but before spring regrowth reaches one inch.</li> <li>• Alfalfa foliage present at the time of application will be burned which may reduce the yield of the first cutting.</li> <li>• Do not cut or harvest within 60 days of application.</li> <li>• Do not apply more than once per season.</li> <li>• Tank mix with metribuzin (Lanon or Sanco) for improved burndown of weed vegetation and residual weed control. Consult the metribuzin product label for a list of weeds controlled, rates of application, and precautions.</li> </ul>

BEST AVAILABLE COPY

2/1/78



Crop	Use Pattern	GRAMOXONE SUPER Rate Per Acre	Minimum Total Spray Per Acre	Grazing or Preharvest Interval (Days)	Precautions, Restrictions and Comments
<p>Dormant season Tankmix with Velpar® L herbicide (East of the Rocky Mountains and North of the Southern borders of CO, KS, MO, KY, and VA).</p> <p>Region A: See map at end of Alfalfa section.</p>	Broadcast	1½ - 2½ pints	Ground: 10 gal Air: 10 gal	42	<ul style="list-style-type: none"> <li>• For control of weeds such as chickweed, downy brome and tanseymustard.</li> <li>• Use the 1½ pt. rate of GRAMOXONE SUPER when weeds and grasses are less than 4" tall.</li> <li>• Mix with 1 to 2 qts. of Velpar L per acre.</li> <li>• Use the lower rate of Velpar L on loamy sands or sandy loams. Refer to Velpar L label for directions, limitations, cautions and for a list of weeds controlled.</li> <li>• Apply once to established alfalfa stands during the dormant season.</li> <li>• <del>Do not apply to regrowth that is more than 2 inches.</del></li> <li>• <del>Do not apply following cuttings during growing season.</del></li> <li>• <del>Do not apply if fall regrowth following last fall cutting is greater than 6", or if spring regrowth is more than 2".</del></li> <li>• Do not apply to alfalfa during the first season after seeding.</li> <li>• Temporary chlorosis may occur on alfalfa regrowth.</li> <li>• Stresses which may be caused in part by low fertility, disease, insects, winterkill, over cutting, drought or frost may increase the chances of crop injury.</li> <li>• <b>DO NOT USE</b> on gravelly or rocky soils, exposed subsoils, hardpan, sand or poorly drained alkaline soils as crop injury, including mortality, may result.</li> <li>• Do not cut or harvest within 42 days of application.</li> </ul>

BEST AVAILABLE COPY

25014

Crop	Use Pattern	GRAMOXONE SUPER Rate Per Acre	Minimum Total Spray Per Acre	Grazing or Preharvest Interval (Days)	Precautions, Restrictions and Comments
<p><b>Dormant Season (Arizona and California)</b></p> <p><b>On established plantings: Region B- See map at end of Alfalfa section.</b></p> <p><b>On fall-seeded, newly established stands less than 1<sup>st</sup> year-old: Region A- See map at end of Alfalfa section.</b></p> <p><b>On fall-seeded, newly established stands less than 1<sup>st</sup> year-old: Region B- See map at end of Alfalfa section.</b></p>	<p><b>Broadcast</b></p> <p><b>Broadcast</b></p> <p><b>Broadcast</b></p>	<p><b>1½ - 2½ pints</b></p> <p><b>1½ - 2½ pints</b></p> <p><b>¾ - 1½ pints</b></p>	<p>Ground: 10 gal Air: 5 gal</p> <p>Ground: 10 gal Air: 5 gal</p> <p>Ground: 10 gal Air: 5 gal</p>	<p><b>60</b></p>	<ul style="list-style-type: none"> <li>• For desiccation of weeds including London rocket, sowthistle, rescue brome, wild oats, chickweed, ryegrass, bluegrass, cheatgrass, dogfennel, tansymustard, herb, downy brome, and other winter annuals; and suppression of perennial weeds.</li> <li>• Apply during late fall or winter months after the last fall cutting and before first spring cutting.</li> <li>• Do not apply if <u>regrowth</u> after grazing or cutting is more than 2 inches.</li> <li>• Do not harvest within 60 days of application. <del>excessive residue may result.</del></li> <li>• <b>CAUTION:</b> Applications to stands that are not dormant, or has broken dormancy, may result in stand and/or yield reductions. Replanting may be necessary. Green alfalfa foliage present at the time of application will be burned.</li> <li>• <del>Alfalfa foliage present at the time of application will be desiccated and temporarily stunted.</del></li> <li>• Total hay yield of first cutting may be reduced in alfalfa fields with severe weed infestation. This reduction will usually be directly proportionate to the loss of weed weight.</li> <li>• Do not apply more than once per season.</li> <li>• <del>Do not apply following cuttings during the growing season.</del></li> <li>• Tank mix with metribuzin (Lactone or Surbor) for improved burn-down of weed vegetation and residual weed control in dormant established (at least 1-year old) stands. Consult the metribuzin product label for a list of weeds controlled, rate of application, and precautions.</li> <li>• Do not apply tankmix with metribuzin on newly established (less than 1-year old) alfalfa.</li> </ul> <p><b>California</b></p> <ul style="list-style-type: none"> <li>• For desiccation of weeds including bluegrass, ryegrass, shepherdspure, chickweed, tansymustard, foxtail, sowthistle and groundel.</li> <li>• Use high rate if ryegrass, shepherdspure, sowthistle or groundel is present.</li> </ul> <p><b>Arizona</b></p> <ul style="list-style-type: none"> <li>• <del>For desiccation of weeds, including London rocket, sowthistle, rescue brome and wild oats.</del></li> </ul>

**BEST AVAILABLE COPY**

26/76

Crop	Use Pattern	GRAMOXONE SUPER Rate Per Acre	Minimum Total Spray Per Acre	Grazing or Preharvest Interval (Days)	Precautions, Restrictions and Comments
Dormant-Season Tankmix with Velpar L (ID, OR, UT, and WA, NV, and the northern California Counties of Del Norte, Siskiyou, Medoc, Shasta, Lassen, Plumas, Sierra, and Nevada)	Broadcast	1½—2½ pints	Ground: 20 gal Air: 10 gal	42	<ul style="list-style-type: none"> <li>• For control chickweed, downy brome and tanacetum.</li> <li>• Use the 1½ pt. rate of GRAMOXONE SUPER when weeds and grasses are less than 4" tall.</li> <li>• Mix with 1 to 2 qts. of Velpar L per acre.</li> <li>• Use the lower rate of Velpar L on loamy sands or sandy loams. Refer to Velpar L label for directions, limitations, cautions and for a list of weeds controlled.</li> <li>• Apply once to established alfalfa stands during the dormant season.</li> <li>• Do not apply to regrowth that is more than 2 inches.</li> <li>• Do not apply following cuttings during growing season.</li> <li>• Do not apply to alfalfa during the first season after seeding.</li> <li>• Temporary chlorosis may occur on alfalfa regrowth.</li> <li>• Do not cut or harvest within 42 days of application.</li> <li>• Stress which may be caused in part by low fertility, disease, insects, winterkill, over cutting, drought or frost may increase the chances of crop injury.</li> <li>• <b>DO NOT USE</b> on gravelly or rocky soils, exposed subsoils, hardpan, sand or poorly drained alkaline soils as crop injury, including mortality, may result.</li> </ul>
Between-cuttings treatment in established plantings. (Includes first year alfalfa) (All states East of the Rocky Mountains)  (INSERT MAP BETWEEN ALFALFA AND ASPARAGUS SECTIONS)	Broadcast	1½ pints	Ground: 10 gal	30	<ul style="list-style-type: none"> <li>• Weeds much beyond the seeding stage and the stubble of weeds cut off during harvest will be less affected by this treatment.</li> <li>• Apply immediately after alfalfa has been removed for hay or silage.</li> <li>• Do not treat more than 5 days after cutting.</li> <li>• CAUTION: First year alfalfa stands and yields may be reduced if alfalfa is allowed to regrow more than two (2) inches.</li> <li>• Alfalfa foliage present at time of application will be burned.</li> <li>• In arid areas where moisture is limited, weed control may be reduced.</li> <li>• Do not cut or harvest within 30 days of application.</li> <li>• Make 1 to 3 applications, as needed, during the growing season. These sprays may be applied in addition to a dormant application.</li> <li>• For first year alfalfa, do not apply more than twice during the first growing season.</li> </ul>

BEST AVAILABLE COPY

1976/4



Crop	Use Pattern	GRAMOXONE SUPER Rate Per Acre	Minimum Total Spray Per Acre	Grazing or Preharvest Interval (Days)	Precautions, Restrictions and Comments
<b>ASPARAGUS</b> Preplant or Preemergence	Broadcast or Band Over-Row	2½ - 5 pints (use a minimum of 3 pts. in California)	Ground: 10 gal Air:* 5 gal *Currently not registered for use in California.	-	<ul style="list-style-type: none"> <li>• Apply to emergence of the crop.</li> <li>• Crop plants emerged at time of application will be killed.</li> </ul>
Preemergence to established plantings at least 2 years old	Broadcast or Band Over-Row	2½ - 5 pints (use a minimum of 3 pts. in California)	Ground: 25 gal	6	<ul style="list-style-type: none"> <li>• Apply prior to emergence of crop or after last harvest.</li> <li>• Crop plants emerged at time of planting will be killed.</li> <li>• May be tank-mixed with Princep herbicide for residual control. Refer to Princep label for specific directions, limitations, cautions and for a list of weeds controlled.</li> </ul>
<b>BEANS, DRY (Form)</b> Cicer arietum Chick peas Garbonzo beans Lupinus spp (including) Sweet lupine White sweet lupine White lupine Grain lupine Phaseolus spp (including) Black beans Kidney beans Lima beans Mung beans Navy beans Pinto beans Snap beans Wax beans Vigna spp (including) Asparagus beans Blackeyed peas Cowpeas	Harvest-Aid	1½ - 2½ pints	Ground: 20 gal Air: 5 gal	7	<ul style="list-style-type: none"> <li>• Add spreader (nonionic) at 1 quart per 100 gallons of spray mix.</li> <li>• For vining type beans or bush type with lush growth, use a single application of the higher rate.</li> <li>• May also be applied as a split application. <b>DO NOT</b> make more than 2 applications or exceed a total of 1.5 pints per acre. The split application may improve vine coverage.</li> <li>• Apply when the crop is mature and at least 80% of the pods are yellowing and mostly ripe with no more than 40% (<u>bush type beans</u>) or 30% (<u>vine type beans</u>) of the leaves still green in color.</li> <li>• <b>DO NOT</b> apply when weather conditions favor spray drift. A drift control agent may be included to reduce spray drift.</li> <li>• <b>DO NOT</b> use on Faba beans.</li> <li>• <b>NOT REGISTERED FOR USE ON DRY BEANS IN CALIFORNIA</b></li> </ul>

109500

Crop	Use Pattern	GRAMOXONE SUPER Rate Per Acre	Minimum Total Spray Per Acre	Grazing or Preharvest Interval (Days)	Precautions, Restrictions and Comments
<b>CASSAVAS, TANIERS &amp; YAMS</b> (Puerto Rico only) Shielded Post directed spray)	Directed Spray	2½ pints	Ground: 50 gal	90	<ul style="list-style-type: none"> <li>• Apply when weeds are succulent and growth is 1-6 inches.</li> <li>• On cassavas and taniers, do not make more than 3 applications per crop season.</li> <li>• On yams do not make more than 2 applications per crop season.</li> <li>• Do not allow spray to contact cassavas, tanier or yam plants as injury may result.</li> <li>• Do not spray under windy conditions.</li> <li>• Do not graze treated areas or feed treated forage to livestock.</li> </ul>
<b>CLOVER</b> Dormant season on established plantings (WA, OR, CO, ID, MT, UT, NV, WY and the counties of Del Norte, Siskiyou, Medoc, Shasta, Lassen, Plumas, Sierra, and Nevada in CA)	Broadcast	2½ - 4 pints	Ground: 20 gal Air: 5 gal	60	<ul style="list-style-type: none"> <li>• For desiccation of ryegrass, bluegrass, cheatgrass, dogfennel, chickweed, and tansymustard. Use higher rate if cheatgrass is present.</li> <li>• Apply after the last fall cutting when the crop is dormant but before spring growth starts.</li> <li>• Do not apply if regrowth following the last fall cutting is more than 2 inches.</li> <li>• Clover foliage present at the time of application will be burned.</li> <li>• Do not pasture animals in treated fields before first cutting.</li> <li>• Do not graze, cut or harvest within 60 days of application.</li> <li>• Do not apply more than once per season.</li> </ul>

BEST AVAILABLE COPY

30 of 64

Crop	Use Pattern	GRAMOXONE SUPER Rate Per Acre	Minimum Total Spray Per Acre	Grazing or Preharvest Interval (Days)	Precautions, Restrictions and Comments
<p><b><u>CLOVER AND OTHER LEGUMES<sup>1</sup></u></b></p> <p><b>Dormant Season</b></p> <p>On established plantings: Region A: See map at end of Alfalfa section.</p> <p>On established plantings: Region B: See map at end of Alfalfa section.</p> <p>On fall-seeded, newly established stands less than 1-year-old: Region A: See map at end of Alfalfa section.</p> <p>On fall-seeded, newly established stands less than 1-year-old: Region B: See map at end of Alfalfa section.</p>	<p>Broadcast</p> <p>Broadcast</p> <p>Broadcast</p> <p>Broadcast</p>	<p>2-1/2 - 4-1/8 pints</p> <p>1 1/2 - 2 1/2 pints</p> <p>1 1/2 - 2 1/2 pints</p> <p>3/4 - 1-3/4 pints</p>	<p>Ground: 10 gal Air: 5 gal</p> <p>Ground: 10 gal Air: 5 gal</p> <p>Ground: 10 gal Air: 5 gal</p> <p>Ground: 10 gal Air: 5 gal</p>	<p>60</p> <p>60</p> <p>60</p> <p>60</p>	<ul style="list-style-type: none"> <li>• For desiccation of weeds, including London rocket, sowthistle, rescue brome, wild oats, chickweed, ryegrass, blue grass, cheatgrass, dogfennel, tanymustard, henbit, downy brome, and other winter annuals, and suppression of perennial weeds.</li> <li>• Apply during late fall or winter months after the last fall cutting and before first spring cutting.</li> <li>• Do not apply if regrowth after grazing or cutting is more than 2 inches.</li> <li>• Do not harvest within 60 days of application.</li> <li>• CAUTION: Applications to clover or other legumes that is not dormant, or has broken dormancy, may result in stand and/or yield reductions. Replanting may be necessary. Green clover or other legume foliage present at the time of application will be burned.</li> <li>• Clover or other legume foliage present at the time of application will be discolored and temporarily stunted.</li> <li>• Total hay yield of first cutting may be reduced in clover or other legume fields with severe weed infestation. This reduction will usually be directly proportional to the loss of weed weight.</li> <li>• Do not apply more than once per season.</li> </ul> <p><b>California</b></p> <ul style="list-style-type: none"> <li>• For desiccation of weeds including bluegrass, ryegrass, shepherdspurs, chickweed, tanymustard, foxtail, sowthistle and groundsel.</li> <li>• Use high rate if ryegrass, shepherdspurs, sowthistle or groundsel is present.</li> </ul> <p><sup>1</sup>Other legumes include vetchbean, lupuloides, lupins, sunflower, vetch, vetch, crown vetch, and milk vetch.</p>


BEST AVAILABLE

2/26/64

Crop	Use Pattern	GRAMOXONE SUPER Rate Per Acre	Minimum Total Spray Per Acre	Grazing or Preharvest Interval (Days)	Precautions, Restrictions and Comments
<b>CONSERVATION RESERVE, FEDERAL SET-ASIDE, AND CONSERVATION COMPLIANCE PROGRAMS</b> (For use in compliance with the Federal Conservation Reserve Program or Federal set-aside programs).	Broadcast	2½ - 5 pints (currently not registered for use in California at rate higher than 2½ pts.)	Ground: 10 gal Air: 5 gal	-	<ul style="list-style-type: none"> <li>For improved emerged weed control or extended weed control, GRAMOXONE SUPER may be tank mixed with other herbicides registered for this use. Refer to tank mix herbicide labels for specific directions, limitations, cautions and for a list of weeds controlled.</li> </ul>
<b>CORN</b> Preplant or Preemergence Used Alone	Broadcast or Banded Over Row	Weeds 1-2": 1½ - 2 pts Weeds 3-6": 2 - 2½ pts Weeds 6": 2½ - 5 pts	Ground: 10 gal Air: 5 gal		<ul style="list-style-type: none"> <li>Includes field, fresh, sweet, forage, fodder and popcorn.</li> <li>Seedbeds should be formed as far ahead of planting and treatment as possible to permit maximum weed and grass emergence.</li> <li>Seeding should be done with a minimum amount of soil disturbance.</li> <li>Weeds and grasses emerging after application will not be controlled. Crop plants emerged at time of application will be killed.</li> </ul>

page 24



Crop	Use Pattern	GRAMOXONE SUPER Rate Per Acre	Minimum Total Spray Per Acre	Grazing or Preharvest Interval (Days)	Precautions, Restrictions and Comments															
Tank Mixture Treatments for No- till/Reduced Till Corn	Broadcast or Banded	Weeds 1-3": 1½ - 2 pts Weeds 3-6": 2 - 2½ pts Weeds 6": 2½ - 5 pts	Ground: 10 gal Air: 5 gal*	-	<ul style="list-style-type: none"> <li>• Apply as a broadcast spray before, during or after planting, but before crop emergence.</li> <li>• For improved burndown or residual control, GRAMOXONE SUPER may be tank mixed with the following herbicides: <table style="margin-left: 20px; border: none;"> <tr> <td>2,4-D Ester</td> <td>Bladex</td> <td>Linex</td> </tr> <tr> <td>AAtrax/Atrazine</td> <td>Dual® herbicide</td> <td>Lorox</td> </tr> <tr> <td>Barvel</td> <td>Extrazine</td> <td>Modown® herbicide</td> </tr> <tr> <td>Bicop</td> <td>Griffex</td> <td>Princep</td> </tr> <tr> <td>Prowl® herbicide</td> <td>Lasso® herbicide</td> <td>Simazine</td> </tr> </table> </li> <li>• GRAMOXONE SUPER may also be tank mixed with AMBUSH® Insecticide.</li> <li>• Refer to respective product label(s) for rates of application, directions for use, limitations, cautions, and for a list of weeds or insects controlled.</li> </ul> <p>*Refer to respective product labels to determine if these products can be applied by air.</p>	2,4-D Ester	Bladex	Linex	AAtrax/Atrazine	Dual® herbicide	Lorox	Barvel	Extrazine	Modown® herbicide	Bicop	Griffex	Princep	Prowl® herbicide	Lasso® herbicide	Simazine
2,4-D Ester	Bladex	Linex																		
AAtrax/Atrazine	Dual® herbicide	Lorox																		
Barvel	Extrazine	Modown® herbicide																		
Bicop	Griffex	Princep																		
Prowl® herbicide	Lasso® herbicide	Simazine																		
<b>FIELD CORN</b> <b>POPCORN</b> <b>SWEET CORN*</b> <b>SEED CORN</b> *Currently not registered for use in California on sweet corn.	Postemergence Directed Spray Used Alone	1½ pints - 2½ pints	Ground: 10 gal	-	<ul style="list-style-type: none"> <li>• Apply when corn is at least 10 inches tall with nozzles arranged to spray no higher than the lower 3 inches of corn stalks.</li> <li>• Corn plants shorter than 10 inches may be injured and not recover (corn height measured from soil surface to top of whorl).</li> <li>• For corn greater than 20 inches tall, arrange the nozzles to spray no higher than the lower ¼ of the corn stalks.</li> <li>• To avoid excessive crop phytotoxicity, use a shielded sprayer with skirts or wheels on the spray boom to maintain spray height.</li> <li>• Corn foliage sprayed will be injured, but the crop will recover and develop normally.</li> </ul>															
	Postemergence Directed Spray Tank mix w/ Atrazine	4½ pints  <div style="border: 1px solid black; padding: 5px; display: inline-block;">BEST AVAILABLE</div>	Ground: 20 gal	-	<ul style="list-style-type: none"> <li>— Do not mix with liquid fertilizer.</li> <li>— For improved control of emerged weeds (especially broadleaf weeds)—Add ½ to 1 lb/acre Atrazine in a tank mix. Refer to the Atrazine label for directions, limitations, cautions and for a list of weeds controlled.</li> <li>— Constant agitation of tank mix is necessary at all times.</li> <li>— Refer to other precautions, etc., in "used alone" section immediately above.</li> </ul>															

page 25

Crop	Use Pattern	GRAMOXONE SUPER Rate Per Acre	Minimum Total Spray Per Acre	Grazing or Preharvest Interval (Days)	Precautions, Restrictions and Comments
<b>FIELD CORN ONLY</b> (grain, fodder, forage, popcorn)	Postemergence directed spray USDA witchweed eradication program	2½ pints	Ground: 10 gal	-	<ul style="list-style-type: none"> <li>• Initiate sprays in early July and repeat in early August if regrowth of grassy weeds occurs.</li> <li>• Follow application instructions in postemergence directed spray section above.</li> <li>• For corn greater than 20 inches tall, arrange the nozzles to spray no higher than the lower ¼ of the corn stalks.</li> <li>• To avoid excessive crop phytotoxicity, use a shielded sprayer with skids or wheels on the spray boom to maintain spray height.</li> <li>• Corn foliage sprayed will be injured, but the crop will recover and develop normally.</li> </ul>
<b>COTTON</b>  Preplant or Preemergence (Used alone)	Broadcast	2½ - 5 pints (use a minimum of 3 pts. in California)	Ground: 10 gal Air: 5 gal	-	<ul style="list-style-type: none"> <li>• Apply prior to, during or after planting, but before crop emergence.</li> <li>• For fallow bed treatment, beds should be preformed to permit maximum weed and grass emergence prior to treatment.</li> <li>• Seeding should be done with a minimum of soil disturbance.</li> </ul>
Preplant (California only) (Used alone)	Broadcast	11 - 21 fl oz	Ground: 10 gal Air: 5 gal	-	<ul style="list-style-type: none"> <li>• For control of volunteer barley in preformed seedbeds.</li> </ul>
Preplant or Fallow Bed (Tankmix with Goal® herbicide)	Broadcast	1½ - 5 pints	Ground or Air: 10 gal	-	<ul style="list-style-type: none"> <li>• Refer to Goal label for specific use directions and restrictions, and weeds controlled.</li> </ul>
Preplant (Tankmix with Bladex)	Broadcast	2½ - 5 pints	Ground: 10 gal Air: 5 gal	-	<ul style="list-style-type: none"> <li>• Refer to Bladex label for specific use directions and restrictions and weeds controlled.</li> </ul>

**BEST AVAILABLE COPY**

1994

Crop	Use Pattern	GRAMOXONE SUPER Rate Per Acre	Minimum Total Spray Per Acre	Grazing or Preharvest Interval (Days)	Precautions, Restrictions and Comments
Preplant/ Preemergence (Other Tankmixes)					<ul style="list-style-type: none"> <li>• Apply as a broadcast spray before, during or after planting, but before crop emergence.</li> <li>Other Tankmixes           <ul style="list-style-type: none"> <li>• For improved burndown or residual control, GRAMOXONE SUPER may be tank mixed with the following herbicides:               <ul style="list-style-type: none"> <li>- Cotoran® herbicide (4L DE only)</li> <li>- Mezzion® herbicide (DF only)</li> <li>- Cotton-Pro® herbicide</li> <li>- Caparol® herbicide</li> <li>- MSMA</li> <li>- Zorial® herbicide</li> <li>- Karmax®/Dirax® herbicides</li> <li>- Dual</li> <li>- Prowl</li> </ul> </li> <li>• When tank mixing with Cotoran 4L, add Dawn® dishwashing liquid to the tank at 8 oz/100 gallons water prior to adding the Cotoran and GRAMOXONE SUPER.</li> <li>• When tank mixing with COTON-PRO DF or MEZZION DF, follow mixing instructions in the "Order of Tank Mixing" section carefully and maintain constant agitation.</li> <li>• When tank mixing with any of the herbicides listed above, refer to that product's label for specific directions and restrictions and for a list of weeds controlled.</li> </ul> </li> </ul>

**BEST AVAILABLE COPY**

Crop	Use Pattern	GRAMOXONE SUPER Rate Per Acre	Minimum Total Spray Per Acre	Grazing or Preharvest Interval (Days)	Precautions, Restrictions and Comments
	Harvest Aid			-	<p><b>Harvest Aid Use Precautions</b></p> <ul style="list-style-type: none"> <li>• Do not pasture lactating dairy animals.</li> <li>• Do not pasture livestock in treated fields, feed treated foliage or gin trash, within 15 days after treatment.</li> <li>• Remove livestock from treated area 30 days before slaughter.</li> <li><del>• Do not feed gin trash to livestock.</del></li> <li>• Do not apply to cotton within 3 days before harvest.</li> <li>• Repeat application if necessary. Do not make more than 2 applications or exceed a total of 2½ pts/A.</li> <li>• When combined with phosphate defoliants, observe livestock cautions listed on the phosphate label.</li> <li><del>• When combined with chlorate defoliants, do not pasture livestock on treated areas or feed treated foliage or gin trash.</del></li> <li>• Do not apply or harvest within 7 days of application when used with phosphate or chlorate defoliants.</li> </ul>
Harvest aid for boll opening and defoliation (Tank mix with phosphate and chlorate defoliants)	Broadcast	11 fl. oz. plus 1 pt. phosphate or 1 gal chlorate	Ground: 10 gal Air: 5 gal	7	<ul style="list-style-type: none"> <li>• Development of immature bolls will be inhibited.</li> <li>• Apply when 80% or more of the bolls are open and the remaining bolls to be harvested are mature.</li> <li>• Follow Harvest Aid Use Precautions listed above.</li> </ul>
Other Tankmixes for boll opening and defoliation of southern cotton	Broadcast	4 - 6 oz.	Ground: 10 gal Air: 5 gal	-	<ul style="list-style-type: none"> <li>• To aid in defoliation and opening of mature bolls, GRAMOXONE SUPER may be tank mixed with the following products:            DEF® defoliant      HARVADE® harvest growth regulant            FOLEX® defoliant      PREP™ PGR            DROPP® defoliant      ACCELERATED GROWTH</li> <li>• Apply when 80% or more of the bolls are open and the remaining bolls to be harvested are mature.</li> <li>• Development of immature bolls will be inhibited.</li> <li>• Refer to tank mix product label for rate, directions, limitations and cautions.</li> </ul>

4/25/04

Crop	Use Pattern	GRAMOXONE SUPER Rate Per Acre	Minimum Total Spray Per Acre	Grazing or Preharvest Interval (Days)	Precautions, Restrictions and Comments
Post Defoliation-To aid in opening of mature bolls and to desiccate green weeds (except AZ & CA).	Broadcast	1½ - 2½ pints	Ground: 10 gal Air: 5 gal	3	<ul style="list-style-type: none"> <li>• Use higher rate if weed infestation is heavy or dense.</li> <li>• Apply when 75% or more of the bolls are open and remaining bolls to be harvested are mature.</li> <li>• Development of immature bolls will be inhibited.</li> <li>• Follow Harvest Aid Use Precautions listed above.</li> </ul>
Harvest aid for boll opening and defoliation of Western cotton (AZ & CA).	Broadcast Split Application	First application 7 - 11 fl. oz. plus 1-3 pts. phosphate or 1-2 gal chlorate	Ground: 10 gal Air: 5 gal	7	<ul style="list-style-type: none"> <li>• Use higher rate of GRAMOXONE SUPER on rank cotton.</li> <li>• Do not use more than 11 fl. oz. of GRAMOXONE SUPER at first application as excessive desiccation may occur.</li> <li>• Apply when 60% or more of the bolls are open and the remaining bolls to be harvested are mature.</li> <li>• Development of immature bolls will be inhibited.</li> <li>• Do not use more than 4.0 lbs. of actual sodium chlorate or 2.28 lbs. of actual phosphate type defoliants per acre.</li> <li>• Follow Harvest Aid Use Precautions listed above.</li> </ul>
(Tankmix with phosphate or chlorate defoliants)		Second application 11 - 21 fl oz alone <u>or</u> tank mixed with 1½-2 gal chlorate, <u>or</u> 1½-2 pts. phosphate		3 (Alone) or 7 (Tankmix)	<ul style="list-style-type: none"> <li>• In desert cotton areas or on rank vigorous cotton, use the 21 fl oz rate of GRAMOXONE SUPER.</li> <li>• Apply when 75% or more of the bolls are open and remaining bolls to be harvested are mature.</li> <li>• Development of immature bolls will be inhibited.</li> <li>• Follow Harvest Aid Use Precautions listed above.</li> </ul>

h97

Crop	Use Pattern	GRAMOXONE SUPER Rate Per Acre	Minimum Total Spray Per Acre	Grazing or Preharvest Interval (Days)	Precautions, Restrictions and Comments						
Harvest aid for defoliation and boll opening of stripper or spindle harvested cotton	Broadcast	4 - 15 fl oz	Ground: 10 gal Air: 5 gal	3	<ul style="list-style-type: none"> <li>• IT IS ADVISABLE, BECAUSE OF EXTREMES IN ENVIRONMENTAL AND PLANT CONDITIONS, TO APPLY THE RANGE OF RATES ON A SMALL BLOCK OF COTTON TO DETERMINE THE RATE THAT BEST FITS YOUR NEEDS.</li> <li>• Apply when 75% of the bolls are open and the remaining bolls to be harvested are mature.</li> <li>• DEVELOPMENT OF IMMATURE BOLLS WILL BE INHIBITED. SLICE BOLLS AND INSPECT THE SEED FOR MATURITY.</li> <li>• GRAMOXONE SUPER may be applied alone or tank mixed with the following cotton harvest aids:               <table style="margin-left: 20px; border: none;"> <tr> <td>DEF® defoliant</td> <td>HARVADE® harvest growth regulator</td> </tr> <tr> <td>FOLEX® defoliant</td> <td>PREP™ PGR</td> </tr> <tr> <td>DROPP® defoliant</td> <td>ACCELERATED® defoliant</td> </tr> </table> </li> <li>• May be applied as a split application. Do not make more than 2 applications or exceed a total of 2.0 gal/Acre!</li> <li>• To avoid leaf staling, apply GRAMOXONE SUPER as a desiccant approximately 5-7 days after defoliation or a conditioning application and 7-14 days before harvest.</li> <li>• Cooler temperatures may cause a longer waiting period between application of GRAMOXONE SUPER as a desiccant and defoliation/conditioning.</li> <li>• Lower rates in the range may be necessary south of I-10 in Texas where temperatures are typically higher during defoliation.</li> <li>• Follow Harvest Aid Use Precautions listed above.</li> </ul>	DEF® defoliant	HARVADE® harvest growth regulator	FOLEX® defoliant	PREP™ PGR	DROPP® defoliant	ACCELERATED® defoliant
DEF® defoliant	HARVADE® harvest growth regulator										
FOLEX® defoliant	PREP™ PGR										
DROPP® defoliant	ACCELERATED® defoliant										

**BEST AVAILABLE COPY**

FOLEX

Crop	Use Pattern	GRAMOXONE SUPER Rate Per Acre	Minimum Total Spray Per Acre	Grazing or Preharvest Interval (Days)	Precautions, Restrictions and Comments
Harvest aid desiccation of stripper cotton or spindle harvested cotton late season	Broadcast	1½ - 2½ pints	Ground: 10 gal Air: 5 gal	3	<ul style="list-style-type: none"> <li>• IT IS ADVISABLE, BECAUSE OF EXTREMES IN ENVIRONMENTAL AND PLANT CONDITIONS, TO APPLY THE RANGE OF RATES ON A SMALL BLOCK TO DETERMINE THE RATE THAT BEST FITS YOUR NEEDS.</li> <li>• Use to desiccate regrowth occurring after defoliation or desiccation.</li> <li>• May be applied as a split application. Do not make more than 2 applications or exceed a total of 2½ pts/Acre.</li> <li>• Apply when 85% of the bolls are open and the remaining bolls to be harvested are mature.</li> <li>• Development of immature bolls will be inhibited. <del>Since bolls and inspect the seed for maturity.</del></li> <li>• To avoid leaf staking, apply GRAMOXONE SUPER as a desiccant approximately 3-7 days after defoliation or a conditioning application and 7-14 days before harvest.</li> <li>• Lower rates in the range may be necessary south of I-10 in Texas where temperatures are typically higher during defoliation.</li> <li>• Follow Harvest Aid Use Precautions listed above.</li> </ul>
Desiccation of Regrowth (except California)	Broadcast	11 - 21 fl oz	Ground: 10 gal Air: 5 gal	3	<ul style="list-style-type: none"> <li>• Use to desiccate regrowth occurring after defoliation or desiccation.</li> <li>• Regrowth is difficult to control, therefore, thorough coverage with the full recommended rate is necessary.</li> <li>• Control is dependent upon growing conditions and desiccation of small new growth may not always be complete.</li> <li>• Use higher rate if regrowth is excessive.</li> <li>• Follow Harvest Aid Use Precautions listed above.</li> </ul>
<u>EASTER LILIES</u> (Field grown)	Pre-emergence	2½ - 5 pints (use a minimum of 3 pts. in California)	Ground: 10 gal	-	<ul style="list-style-type: none"> <li>• Do not apply more than twice per season.</li> </ul>
<u>GRASSES</u> (For Seed) • • • • • (For Use in Seedbed Preparation)	Preplant, At Planting, & Pre-emergence	2½ - 5 pints	Ground: 10 gal	-	<ul style="list-style-type: none"> <li>• Prepare the seedbeds and allow weeds to germinate.</li> <li>• Apply GRAMOXONE SUPER when weeds are at the 3 to 5 leaf stage.</li> <li>• Repeat applications as necessary prior to or on the day of seeding.</li> <li>• Do not graze treated areas or use the seed or straw from treated areas for animal feed or bedding.</li> </ul>

1971

Crop	Use Pattern	GRAMOXONE SUPER Rate Per Acre	Minimum Total Spray Per Acre	Grazing or Preharvest Interval (Days)	Precautions, Restrictions and Comments
<b>GUAR</b> (Preharvest desiccation)	Preharvest	2½ pints	Ground: 10 gal	4	<ul style="list-style-type: none"> <li>• Apply after the pods are fully mature.</li> <li>• Do not graze treated areas or use the treated forage for animal feed.</li> </ul>
<b>MINT</b> (Peppermint, Spearmint)	Dormant Season	2 - 4 pints	Ground: 10 gal Air: 5 gal	-	<ul style="list-style-type: none"> <li>• For suppression of weeds such as Italian ryegrass, prickly lettuce, groundsel, chickweed, downy brome and bluegrass.</li> <li>• Apply when crop is dormant before spring growth begins and when weeds are less than 6 inches tall.</li> <li>• Do not apply more than 4 pts per acre per dormant season.</li> <li>• May be tank mixed with Sinbar® herbicide (terbacil) weed killer for improved contact activity and residual control of Italian ryegrass, prickly lettuce and groundsel. Apply this tank mixture no more than once per season. Refer to the Sinbar label for rates, directions, and cautions and for a list of weeds controlled.</li> </ul>
<b>NONCROP USES</b>	Broadcast or Spot Treatment	2½ - 5 pints (use a minimum of 3 pts. in California)	Ground: 10 gal	-	<ul style="list-style-type: none"> <li>• For use in noncrop areas such as public airports, electric transformer stations, pipeline pumping stations, around commercial buildings, storage yards and other installations, fence lines or similar noncrop areas.</li> <li>• Avoid contact with the foliage of ornamentals or desired plants.</li> <li>• Repeat as necessary.</li> </ul>
<b>ONIONS (seeded) AND GARLIC</b>	Preplant/ Preemergence	2½ - 5 pints (use a minimum of 3 pts. in California)	Ground: 10 gal	60 200 (CA only)	<ul style="list-style-type: none"> <li>• Use the higher rate for heavy weed infestations or wild oat control. Apply only one application per season at the 5 pt per acre dosage.</li> <li>• Allow maximum weed and grass emergence prior to treatment but apply prior to crop emergence.</li> <li>• Apply a maximum of 5 pt per acre per season.</li> </ul>



1/10/07



Crop	Use Pattern	GRAMOXONE SUPER Rate Per Acre	Minimum Total Spray Per Acre	Grazing or Preharvest Interval (Days)	Precautions, Restrictions and Comments
<b>PASTURE</b> <b>RESERVOIR</b> For suppression of existing sod and undesirable emerged broadleaf weeds and grasses prior to or at time of planting of grasses or forage legumes or winter annuals.	Broadcast or Banded-Over-Row	1½ - 2½ pints	Ground: 10 gal Air: 5 gal	See specific geographic recommendation	<u>West of Cascade and Sierra Nevada Mountains:</u> <ul style="list-style-type: none"> <li>• Apply in October through December after first fall rains and after weeds have emerged and sod has started new growth.</li> <li>• For best seeding results, apply on moderately to heavily grazed areas.</li> <li>• Do not use in areas with heavy sod and weed growth.</li> </ul>
		1½ - 2½ pints			<u>East of Rocky Mountains</u> <ul style="list-style-type: none"> <li>• Use the 2½ pint rate on vigorous or coarse sod species such as bromegrass.</li> <li>• See specific directions for use in the South and Southeast for suppression of bermudagrass or bahiagrass sods.</li> <li>• Apply prior to, or at time of seeding grasses or forage legumes, such as alfalfa, clover and birdsfoot trefoil.</li> <li>• Apply only to grazed or mowed pastures not more than 3 inches in height at time of treatment.</li> </ul>
		1½ pints			<u>South and Southeast - Bermudagrass or Bahiagrass Sods - Late Summer or Early Fall Application for Sod Suppression when Seeding Winter Annuals:</u> <ul style="list-style-type: none"> <li>• Apply in late summer or early fall to sod not exceeding 3 inches in height.</li> <li>• For control of emerged Little Barley, apply in February or March before the mid-boot stage of Little Barley.</li> </ul>
		2½ pints			<u>Bermudagrass Pastures - Dormant Season Suppression of Emerged Weeds</u> <ul style="list-style-type: none"> <li>• Apply during March</li> <li>• For control of little barley, apply before the mid-boot stage.</li> <li>• Do not mow for hay until 40 days after treatment.</li> </ul>

Crop	Use Pattern	GRAMOXONE SUPER Rate Per Acre	Minimum Total Spray Per Acre	Grazing or Preharvest Interval (Days)	Precautions, Restrictions and Comments
For Control of Endophyte-Fungus-Infected Fescue Forage Legume/Grass Mixture and Other Grass Pastures	Broadcast (Split Application)	1½ - 2½ pints followed by 1½ - 2½ pints	Ground: 10 gal		<ul style="list-style-type: none"> <li>• Use split applications of 10 to 21 days apart if necessary.</li> <li>• Do not exceed 5 pints per acre total in preparation for reseeding.</li> <li>• For spring plantings, the initial application of 1½ to 2½ pts may be made the previous fall.</li> <li>• Apply when fescue is actively growing and no more than 4 inches high.</li> <li>• To reduce the infestation of endophyte-infested grass, do not allow fescue to go to seed starting with the preceding year's crop.</li> </ul>
<b>PEANUTS*</b> *Not registered for use in California.	Broadcast At Ground Crack Postemergence	11 oz Second application 11 oz	Ground: 10 gal		<ul style="list-style-type: none"> <li>• To control or suppress small (1-6") emerged annual grass and broadleaf weeds in peanuts at ground crack. A second application of 11 fl oz/acre may be made up to 28 days after ground crack.</li> <li>• For at ground crack use, GRAMOXONE SUPER can be tank mixed with Pursuit herbicide or Dual for residual weed control. Consult the Pursuit or Dual label for a list of weeds controlled, rates of application, and precautions.</li> <li>• Make no more than two applications per acre and do not apply a total of more than 22 fl oz of product per acre per season.</li> <li>• Crop foliage sprayed will be injured in the form of bronzing and crinkling but the crop will recover and develop normally.</li> <li>• Do not apply by air.</li> </ul>

BEST AVAILABLE COPY

Page 35  
**GRAMOXONE SUPER Booklet**  
 GRA103B.RSG - RS-110992G


Crop	Use Pattern	GRAMOXONE SUPER Rate Per Acre	Minimum Total Spray Per Acre	Grazing or Preharvest Interval (Days)	Precautions, Restrictions and Comments
(Tankmix with Basagran® herbicide)	Broadcast At Ground Crack Postemergence	11 oz Second application 11 oz	Ground: 10 gal	-	<ul style="list-style-type: none"> <li>• For improved control of weeds such as cocklebur, bristly starbur, smartweed and prickly sida, tank mix GRAMOXONE SUPER with Basagran at 1 pint/acre.</li> <li>• This tankmix can be applied at the ground crack stage of peanuts. A second application may be made up to 28 days after application.</li> <li>• Make no more than two applications per season and do not apply a total of more than 22 fl oz of product per acre per season.</li> <li>• Crop foliage sprayed will be injured in the form of bronzing and crinkling but the crop will recover and develop normally.</li> <li>• Refer to the Basagran label for specific use directions, limitations, cautions and for a list of weeds controlled.</li> <li>• Do not apply this tankmix if peanuts show injury (leaf phytotoxicity and/or plant stunting) produced by any other herbicide treatment as injury may be enhanced and/or prolonged.</li> <li>• Do not apply this tankmix during prolonged periods of drought or unseasonably cold weather as unsatisfactory weed control may result.</li> <li>• Do not apply by air.</li> </ul>
(Tankmix with Butyrac® herbicide or Butoxone™ herbicide 200)	Broadcast Postemergence	11 oz Second Application 11 oz	Ground: 10 gal	-	<ul style="list-style-type: none"> <li>• For improved control of weeds such as cocklebur, sicklepod and morningglory tank mix GRAMOXONE SUPER with 8-16 oz (0.125-0.25 lbs) per acre of Butyrac or Butoxone 200.</li> <li>• Make no more than two applications per crop and do not apply a total of more than 22 fl oz of product per crop.</li> <li>• Crop foliage sprayed will be injured in the form of bronzing and crinkling but the crop will recover and develop normally.</li> <li>• Refer to the complete Butyrac or Butoxone 200 label for specific use directions, limitations, cautions and for a list of weeds controlled.</li> <li>• Do not apply by air.</li> </ul>
<b>PIGEON PEAS</b> (Puerto Rico only)	Directed Spray	2½ pints	Ground: 10 gal	60	<ul style="list-style-type: none"> <li>• Avoid contact with pigeon pea foliage.</li> <li>• Do not make more than 1 application per season.</li> <li>• Do not graze treated areas or feed treated forage to livestock.</li> <li>• Cannery waste can be fed to livestock.</li> </ul>

h99125f

Crop	Use Pattern	GRAMOXONE SUPER Rate Per Acre	Minimum Total Spray Per Acre	Grazing or Preharvest Interval (Days)	Precautions, Restrictions and Comments
<b>PINEAPPLE</b>	Directed Spray	2½ - 5 pints	Ground: 10 gal	20	<ul style="list-style-type: none"> <li>• Retreatment may be necessary on more mature weeds.</li> <li>• Do not exceed 3 applications per season.</li> </ul>
<b>POTATO</b> Preplant or Preemergence	Broadcast	1½ - 2½ pints	Ground: 10 gal Air: 5 gal	-	<ul style="list-style-type: none"> <li>• Apply up to ground cracking, before potatoes have emerged.</li> </ul>
Preplant (California, Washington, Oregon, Idaho only) (Used alone)	Broadcast	11 - 21 fl oz	Ground: 10 gal Air: 5 gal	-	<ul style="list-style-type: none"> <li>• For control of volunteer barley in preformed seedbeds.</li> </ul>
Preharvest vine killing and weed desiccation (Except Northern Alabama; Counties of Marshall, DeKalb, Jackson and Cherokee)	Broadcast	1½ - 2½ pints	Ground: 20 gal	3	<ul style="list-style-type: none"> <li>• Begin application when leaves begin to turn yellow.</li> <li>• Immature or drought-stressed potato foliage are tolerant to GRAMOXONE SUPER. Desiccation will not be complete under these conditions.</li> <li>• Use 2½ pts/acre rate where quick vine kill is desired.</li> <li>• Use two applications of 1½ pts/acre when vine growth is dense. Split applications must be applied a minimum of five days apart.</li> <li>• Do not pasture livestock in treated potato fields.</li> <li>• Do not use on muck or peat soils to avoid injury to subsequent crops.</li> <li>• DO NOT use to desiccate potato vines when potatoes are to be stored or used for seed as this use may result in tuber decomposition or failure of seed pieces to germinate and grow normally.</li> <li>• Do not exceed 5 pts/acre per season.</li> </ul>
<b>RESIN SOAKING</b> (Pines)	See Page _____				
<b>SAFFLOWER</b> Preplant or Preemergence	Broadcast or Banded Over Row	2½ - 5 pints (use a minimum of 3 pints in California)	Ground: 10 gal Air: 5 gal	-	<ul style="list-style-type: none"> <li>• Apply before, during, or after planting but before crop emergence.</li> </ul>

1987

Crop	Use Pattern	GRAMOXONE SUPER Rate Per Acre	Minimum Total Spray Per Acre	Grazing or Preharvest Interval (Days)	Precautions, Restrictions and Comments
Preplant (California only)	Broadcast	11 - 21 fl oz	Ground: 10 gal Air: 5 gal	-	<ul style="list-style-type: none"> <li>• For control of volunteer barley in preformed seedbeds.</li> </ul>
<b>SMALL FRUITS</b> Blackberries Boysenberries Raspberries Blueberries  Strawberries	Postemergence Directed Spray  Postemergence Directed Spray	2½ - 5 pints  2½ pints	Ground: 50 gal  Ground: 20 gal	-  21	<ul style="list-style-type: none"> <li>• Apply before emergence of new canes or shoots as injury to those canes or shoots can occur.</li> <li>• Apply as a course spray to avoid crop injury from fine spray mist.</li> <li>• Apply by directing spray between the rows and using shields to prevent spray contact with crop plants.</li> <li>• Do not allow spray to contact strawberry plants as injury or excessive residues may result.</li> <li>• Do not apply more than 3 times per season.</li> <li>• Do not graze livestock in treated areas.</li> </ul>
<b>SMALL GRANS</b> (Barley, wheat) Preplant or Preemergence	Broadcast or Banded Over Row	Weeds 1-3": 1½ - 2 pts Weeds 3-6": 2 - 2½ pts Weeds 6": 2½ - 5 pts	Ground: 10 gal Air: 5 gal	-	<ul style="list-style-type: none"> <li>• Do not graze livestock in treated areas or harvest for forage or hay.</li> </ul>



452764

Crop	Use Pattern	GRAMOXONE SUPER Rate Per Acre	Minimum Total Spray Per Acre	Grazing or Preharvest Interval (Days)	Precautions, Restrictions and Comments
CHEMICAL FALLOW General Information					<ul style="list-style-type: none"> <li>• Use higher spray volumes for better coverage as density of stubble, crop residue or weeds increase.</li> <li>• To control volunteer wheat or downy brome, till applied treatments generally work best with GRAMOXONE SUPER. If possible, tank mix with Atrazine or Bladex for maximum burndown and residual control.</li> <li>• Apply from immediately after harvest up to emergence of the newly seeded crop as a broadcast or band treatment.</li> <li>• Cut wheat as high as possible to avoid cutting weeds too short, and allow the weeds to grow at least 2-3 inches after harvest before applying GRAMOXONE SUPER.</li> <li>• The addition of Barvel or 2,4-D may aid in the suppression of emerged perennial broadleaf weeds and large annual broadleaf weeds.</li> <li>• Refer to 2,4-D, Barvel or residual herbicide label(s) for directions, limitations, cautions and for a listing of weeds controlled.</li> <li>• For extended weed control during the fallow period, tankmixes with registered residual herbicide combinations other than those listed on this label are permissible.</li> <li>• Weeds taller than 6 inches may not be controlled.</li> <li>• Weeds and grasses emerging after application will not be controlled.</li> <li>• Crop plants emerged at the time of application will be killed.</li> <li>• By ground application, apply 10-50 gallons of spray mix per acre at 30-50 psi. By air, use 5-10 gallons of spray mix per acre. As density of stubble, crop residue or weeds increases, spray gallonage should be increased within the recommended range for complete coverage.</li> </ul>

AVAILABLE COPY

197-97

Crop	Use Pattern	GRAMOXONE SUPER Rate Per Acre	Minimum Total Spray Per Acre	Grazing or Preharvest Interval (Days)	Precautions, Restrictions and Comments
Continuous Wheat 2-3 Month Recropping Interval	Broadcast	Weeds 1-3": 1 1/4-2 pts Weeds 3-6": 2-2 1/2 pts Weeds 6": 2 1/2-5 pts	Ground: 10 gal Air: 5 gal		<ul style="list-style-type: none"> <li>• Make application at least 45 days prior to seeding.</li> <li>• Use at least 2 1/2 pints of GRAMOXONE SUPER per acre with a PSI (see page ...) for volunteer wheat or downy brome control in the spring.</li> <li>• Tank mix with Bladex for enhanced burndown; however, low rates (less than 2 lbs active) of Bladex may not provide complete control of volunteer wheat and downy brome.</li> <li>• Refer to the Bladex label for specific use rates for your soil type, use directions, cautions and a list of weeds controlled.</li> <li>• Refer to the Chemical Fallow General Information section.</li> </ul>

BEST AVAILABLE

11/14/11

Crop	Use Pattern	GRAMOXONE SUPER Rate Per Acre	Minimum Total Spray Per Acre	Grazing or Preharvest Interval (Days)	Precautions, Restrictions and Comments
<p>Wheat-Fallow-Wheat Rotations            Fall applied after harvest (seeded 12-14 months later)</p> <p>Spring applied (seeded 3-5 months later)</p>	<p>Broadcast</p>	<p>Weeds 1-3": 1 1/2-2 pts            Weeds 3-6": 2-2 1/2 pts            Weeds 6": 2 1/2-5 pts</p>	<p>Ground: 20 gal            Air: 5 gal</p>	<p>-</p>	<ul style="list-style-type: none"> <li>• Spray before weeds produce seed.</li> <li>• Volunteer wheat and downy brome control are better with late August or early September applications.</li> <li>• Tank mix with Atrazine and/or Bladex, Manuremats herbicide, or Command herbicide for enhanced burndown and residual weed control.</li> <li>• Tank mix with Sensor 75DF for burndown and residual control of grass and broadleaf weeds.</li> <li>• Refer to the product labels for specific use rates for your soil type, use directions, cautions and a list of weeds controlled.</li> <li>• Refer to the Chemical Fallow General Information section.</li> </ul> <ul style="list-style-type: none"> <li>• Application rate of 2 1/2 pts per acre is best applied by April 15, prior to spring rains to conserve moisture.</li> <li>• Volunteer wheat is easier to control with the 550F stage, but soil moisture loss will be greater.</li> <li>• Use at least 2 1/2 pints of GRAMOXONE SUPER per acre with a PSI (see page ...) for volunteer wheat or downy brome control in the spring.</li> <li>• Tank mix with Bladex for enhanced burndown; however, low rates (less than 2 lbs active) of Bladex may not provide complete control of volunteer wheat and downy brome.</li> <li>• Refer to the Bladex label for specific use rates for your soil type, use directions, cautions and a list of weeds controlled.</li> <li>• Refer to the Chemical Fallow General Information section.</li> <li>• Tank mix with Sensor 75DF for burndown and residual control of grass and broadleaf weeds.</li> <li>• Refer to the Sensor 75DF label for use rates for your soil type, use directions, cautions, and weeds controlled.</li> </ul>

BEST AVAILABLE

49-1-64



Crop	Use Pattern	GRAMOXONE SUPER Rate Per Acre	Minimum Total Spray Per Acre	Grazing or Preharvest Interval (Days)	Precautions, Restrictions and Comments
<p>Wheat-Annual Crop*-Wheat Rotations (Fall applied in wheat stubble)</p> <p>(Spring applied prior to planting an annual crop*)</p> <p>* Approved Annual Crops are grain sorghum, corn, wheat, or proso millet.</p>	<p>Broadcast</p>	<p>Weeds 1-3": 1½-2 pts          Weeds 3-8": 2-2½ pts          Weeds 8": 2½-5 pts</p>	<p>Ground: 20 gal          Air: 5 gal</p>	<p>.</p>	<ul style="list-style-type: none"> <li>• Tank mix with Atrazine and/or Bladex or Markman for enhanced burndown and residual weed control. Refer to the labels for specific use rates for your soil type, use directions, cautions, and a list of weeds controlled.</li> <li>• Spray after wheat harvest and before weeds produce seed. If grasses such as foxtails or barnyardgrass recover, re-spray before they develop seed.</li> <li>• Volunteer wheat and downy brome are easier to control with late August to November applications.</li> <li>• Refer to the Chemical Fallow General Information section.</li> <li>• Tank mix with Atrazine and/or Bladex for enhanced burndown and residual weed control. Refer to the labels for specific use rates for your soil type, use directions, cautions, and a list of weeds controlled.</li> <li>• Use at least 2½ lbs of GRAMOXONE SUPER per acre with a PSI (see page ...) for volunteer wheat or downy brome control in the spring.</li> <li>• Tank mix with Bladex for enhanced burndown; however, low rates (less than 2 lbs active) of Bladex may not provide complete control of volunteer wheat and downy brome.</li> <li>• Follow the Atrazine recommendations pertaining to soil pH and re-cropping intervals.</li> <li>• Refer to the Chemical Fallow General Information section.</li> </ul>

BEST AVAILABLE COPY

11/11/11


Crop	Use Pattern	GRAMOXONE SUPER Rate Per Acre	Minimum Total Spray Per Acre	Grazing or Preharvest Interval (Days)	Precautions, Restrictions and Comments
<u>SORGHUM</u> (Grain)	Preplant/ Preemergence Broadcast or Band Application	Weeds 1-3": 1½ - 2 pts Weeds 3-6": 2 - 2½ pts Weeds 6": 2½ - 5 pts	Ground: 10 gal Air: 5 gal	-	<ul style="list-style-type: none"> <li>• Seedbeds should be formed as far ahead of planting as possible to allow maximum weed and grass emergence.</li> <li>• Seeding should be done with a minimum amount of soil disturbance.</li> </ul>
(Tankmixes with Atrazine & 2-4D)	Preplant or Preemergence			-	<ul style="list-style-type: none"> <li>• GRAMOXONE SUPER may be tank mixed with Atrazine for improved preemergence or residual weed control. The addition of 2,4-D (ester) may aid in the suppression of perennial and annual broadleaf weeds emerged at the time of application. Refer to the specific tankmix herbicide label(s) for rates, directions, limitations, and cautions and a list of weeds controlled.</li> </ul>
	Postemergence Directed Applications	1½ - 2½ pints	Ground: 10 gal	-	<ul style="list-style-type: none"> <li>• Apply when sorghum is at least 12 inches tall when naturally standing.</li> <li>• Do not exceed 30 psi nozzle pressure or spray under conditions which may cause excessive drift.</li> <li>• Use precision directed-spray application equipment adjusted so that no more than the lower 3 inches of the sorghum stalk is contacted by the application spray.</li> <li>• Some crop injury will occur. The degree of injury is related to the precision of application and spraying conditions.</li> <li>• Do not harvest forage, fodder, silage or hay before the soft dough stage of the grain.</li> <li>• Do not exceed 2 postemergence-directed applications per season or exceed a total of 10.5 pints GRAMOXONE SUPER per season.</li> </ul>

**BEST AVAILABLE**

Crop	Use Pattern	GRAMOXONE SUPER Rate Per Acre	Minimum Total Spray Per Acre	Grazing or Preharvest Interval (Days)	Precautions, Restrictions and Comments																					
<b>SOYBEANS</b>	Preplant/ Preemergence	Weeds 1-3": 1½ - 2 pts Weeds 3-6": 2 - 2½ pts Weeds 6": 2½ - 5 pts	Ground: 10 gal Air: 5 gal	-	<ul style="list-style-type: none"> <li>• Apply as a broadcast spray before, during or after planting, but before crop emergence.</li> <li>• For improved burndown or residual control, GRAMOXONE SUPER may be tank mixed with the following herbicides:           <table border="0" data-bbox="1492 573 2204 788"> <tr> <td>2,4-DB</td> <td>Linex</td> <td>Sceptor® herbicide</td> </tr> <tr> <td>Canopy</td> <td>Lorox</td> <td>Sencor</td> </tr> <tr> <td>Dual</td> <td>Lorox Plus</td> <td>Surflan® herbicide</td> </tr> <tr> <td>Gemini</td> <td>Modown</td> <td>Turbo® herbicide</td> </tr> <tr> <td>Goal</td> <td>Preview</td> <td></td> </tr> <tr> <td>Lasso</td> <td>Prowl</td> <td></td> </tr> <tr> <td>Lexone</td> <td>Pursuit herbicide</td> <td></td> </tr> </table> </li> <li>• The rate of GRAMOXONE SUPER to be used in these tank mixtures is dependent on weed height and growing conditions. Use the highest recommended rate of GRAMOXONE SUPER under dry conditions or where the weed canopy is dense. Refer to the specific tank-mix herbicide label(s) for rates, directions, limitations, and cautions and for a list of weeds controlled.</li> <li>• The lower rate may be used when weeds are less than 4" tall and a selective post-emergence spray or cultivation will be made within 3 weeks after planting.</li> <li>• Seeding should be done with a minimum amount of soil disturbance.</li> </ul>	2,4-DB	Linex	Sceptor® herbicide	Canopy	Lorox	Sencor	Dual	Lorox Plus	Surflan® herbicide	Gemini	Modown	Turbo® herbicide	Goal	Preview		Lasso	Prowl		Lexone	Pursuit herbicide	
2,4-DB	Linex	Sceptor® herbicide																								
Canopy	Lorox	Sencor																								
Dual	Lorox Plus	Surflan® herbicide																								
Gemini	Modown	Turbo® herbicide																								
Goal	Preview																									
Lasso	Prowl																									
Lexone	Pursuit herbicide																									
Tankmix w/2,4-D ester *Not registered for tankmix use with this product in California.	Preplant/ Preemergence	Weeds 1-3": 1½ - 2 pts Weeds 3-6": 2 - 2½ pts Weeds 6": 2½ - 5 pts	Ground: 10 gal Air: 5 gal	-	<ul style="list-style-type: none"> <li>• Apply 2,4-D ester at 0.35-0.475 lb/A at least 7 days prior to planting.</li> <li>• Apply 2,4-D ester at 0.175-0.35 lb/A at least 30 days prior to planting.</li> <li>• Do not apply 2,4-D ester prior to planting soybeans if you are not prepared to accept the results of soybean injury including possible loss of stand and yield.</li> <li>• Apply at least 30 days prior to planting.</li> <li>• Do not use the amine formulation as GRAMOXONE SUPER activity may be reduced.</li> <li>• May be tank mixed with residual herbicides listed above.</li> <li>• Refer to the 2,4-D ester label for a list of rates, directions, limitations and cautions and for a list of weeds controlled.</li> </ul>																					

BEST AVAILABLE COPY

Crop	Use Pattern	GRAMOXONE SUPER Rate Per Acre	Minimum Total Spray Per Acre	Grazing or Preharvest Interval (Days)	Precautions, Restrictions and Comments
Directed Spray	Postemergence	½ to ¾ pts	Ground: 10 gal		<ul style="list-style-type: none"> <li>• For control of seedling johnsongrass, crabgrass, goosegrass, brachiaria, Texas millet and pigweed less than 2 inches tall, use the lower rate of GRAMOXONE SUPER.</li> <li>• For control of 2-4 inch red rice, <del>Brachiaria</del>, barnyard grass, crabgrass, goosegrass, seedling johnsongrass, giant foxtail, and fall panicum, use 11 fl oz of GRAMOXONE SUPER.</li> <li>• <del>For control of the above grasses up to 4 inches tall or pigweed up to 3 inches tall, use the higher rate of GRAMOXONE EXTRA.</del></li> <li>• For control of 2-3 inch sicklepod, purslane, pigweed, cutleaf ground cherry, and common ragweed, use 11 fl oz of GRAMOXONE SUPER.</li> <li>• For control of common cockspur, morning glory, red rice, 2-4 inch grass, and 2-3 inch <del>weed</del>, apply GRAMOXONE SUPER at 11 fl oz per acre plus 0.2 lb active ingredient per acre of a 2,4-DB formulation.</li> <li>• Refer to the 2,4-DB label for directions, warnings, and cautions.</li> <li>• Do not treat if soybeans are less than 8 inches tall.</li> <li>• Use precision directed spray application equipment adjusted so that no more than the lower 3 inches of the soybean plant is contacted by the application spray.</li> <li>• Do not exceed 30 psi nozzle pressure or spray under conditions which may cause excessive drift.</li> <li>• Some crop injury will occur. The degree of injury is related to the precision of application and spraying conditions.</li> <li>• Do not graze treated areas or feed treated forage to livestock.</li> <li>• If needed make a second and final application 7-14 days later.</li> </ul>



BEST AVAILABLE COPY

h 1/2

Crop	Use Pattern	GRAMOXONE SUPER Rate Per Acre	Minimum Total Spray Per Acre	Grazing or Preharvest Interval (Days)	Precautions, Restrictions and Comments
	Harvest Aid	11 - 22 oz	Ground: 2 1/2 gal Air: 5 gal	-	<ul style="list-style-type: none"> <li>• Indeterminant varieties: Apply when at least 65% of the seed pods have reached a mature brown color or when seed moisture is 30% or less.</li> <li>• Determinant varieties: Apply when plants are mature, i.e. beans are fully developed, 1/2 of leaves have dropped, and remaining leaves are yellowing.</li> <li>• Immature soybeans will be injured.</li> <li>• Mature cocklebur, especially drought-stressed plants, are tolerant to GRAMOXONE SUPER and desiccation will not be complete. Always use the higher rate for cocklebur.</li> <li>• Do not pasture livestock in treated acres within 15 days after treatment. Remove livestock from treated areas at least 30 days prior to slaughter.</li> </ul>
<b>SUGARCANE</b>	Postemergence Directed Spray				<u>General Comments</u> <ul style="list-style-type: none"> <li>• Apply as a shielded or directed spray to avoid contact with cane foliage to prevent leaf burn and yield reduction.</li> <li>• Make a second and final application, if necessary, when new weed growth is 2-3 inches high.</li> <li>• Do not graze treated areas or feed treated forage to livestock.</li> </ul>
-- Florida --		2 1/2 pints	Ground: 50 gal	-	<ul style="list-style-type: none"> <li>• For optimum results, apply in early spring (March-April) when weeds are small.</li> <li>• Do not apply after June 1 as cane growth may be stunted and yields reduced.</li> </ul>
-- Hawaii --		2 1/2 pints	Ground: 20 gal	-	<ul style="list-style-type: none"> <li>• Do not apply after cane rows have closed in.</li> </ul>
-- Louisiana --		1 1/4 - 4 pints	Ground: 20 gal	30	<ul style="list-style-type: none"> <li>• For tiller control, apply when tillers are less than 18 inches high.</li> <li>• Use the higher rate for heavier weed infestations or tiller growth.</li> </ul>
-- Florida & Texas --	Harvest Aid	11 - 21 fl oz	Air: 5 gal	-	<ul style="list-style-type: none"> <li>• Use higher rate under cool, cloudy weather conditions.</li> <li>• Apply 3-14 days before burning and harvest.</li> </ul>
<b>SUNFLOWER</b> Preplant or Preemergence	Broadcast or Banded Over Row	2 1/2 - 5 pints (use a minimum of 3 pints in California)	Ground: 10 gal Air: 5 gal	-	<ul style="list-style-type: none"> <li>• Apply before, during, or after planting but before crop emergence.</li> </ul>

Page 46  
**GRAMOXONE SUPER Booklet**  
**GRA103B.RSG - RS-110992G**

Crop	Use Pattern	GRAMOXONE SUPER Rate Per Acre	Minimum Total Spray Per Acre	Grazing or Preharvest Interval (Days)	Precautions, Restrictions and Comments
Preharvest Desiccation (Oil seed sunflower varieties only)	Broadcast	1½ - 2½ pts	Ground: 10 gal Air: 5 gal	7	<ul style="list-style-type: none"> <li>• Apply when sunflower seeds reach physiological maturity (when seed moisture is 35% or lower). For many varieties, this corresponds to the time when the back of the heads are yellow and the bracts are turning brown.</li> <li>• Do not graze treated areas or feed treated forage to livestock.</li> <li>• Use the higher rate when crop stands or weed infestations are heavy.</li> </ul>
<u>TARO, DRYLAND</u> (Hawaii Only)	Postemergence Directed Spray	1½ - 2½ pts	Ground: 10 gal	180	<ul style="list-style-type: none"> <li>• Do not allow spray to contact the taro plants as injury may result.</li> <li>• Make the first application when weed growth is 1 to 4 inches high.</li> <li>• Weeds emerging after the application will not be controlled.</li> <li>• A single re-treatment may be made; however, do not harvest dryland taro within 6 months of the last application.</li> </ul>

h716/12

Crop	Use Pattern	GRAMOXONE SUPER Rate Per Acre	Minimum Total Spray Per Acre	Grazing or Preharvest Interval (Days)	Precautions, Restrictions and Comments
<b>TREES AND VINES</b> Orchards, Vineyards, Windbreak, Shade & Ornamental Trees Acacia Almonds Apples Apricots Avocados Bananas Cherries Citrus Coffee Figs Fibers Grapes Kiwi Fruit Macadamia Nuts Nectarines Olives Papayas Peaches Pears Pecans Pistachios Plums Prunes Walnuts Other shade and ornamental trees such as eucalyptus, ash, elm, fir, oak, pine, etc.	Directed Spray	2½ - 5 pints (use a minimum of 3 pts. in California)	Ground: 10 gal	Kiwi Fruit 14 Pistachios 7 Plums 28 Olives 13 Figs 13	<ul style="list-style-type: none"> <li>Do not allow spray to contact green stems (except suckers), fruit or foliage.</li> <li>Use shield or wrap plant when spraying around young trees or vines.</li> <li>Do not graze treated areas.</li> <li>Do not feed cover crops grown in treated areas to livestock.</li> <li>Do not apply when figs, nuts or olives to be harvested are on the ground.</li> <li>For grapes - treat when sucker growth is no more than 8" long.</li> <li>For kiwi fruit - Do not treat more than 3 times per year.</li> <li>For pistachios - Do not exceed two applications after shells split.</li> <li>For mature woody weeds, perennial weeds, late germinating weeds and green suckers, retreatment or spot treatment may be necessary.</li> <li>For plums - Do not harvest within 28 days after application and do not exceed 5 applications per season.</li> <li>For figs - Do not harvest within 13 days after application and do not exceed 5 applications per season.</li> <li>For olives - Do not harvest within 13 days after application and do not exceed 4 applications per season.</li> </ul>


01/17/2011

h9 10-15

Crop	Use Pattern	GRAMOXONE SUPER Rate Per Acre	Minimum Total Spray Per Acre	Grazing or Preharvest Interval (Days)	Precautions, Restrictions and Comments								
Tankmixes	Directed Spray	2½ - 5 pts (use a minimum of 3 pts. in California)	Ground: 10 gal	Refer to other TM labels	<ul style="list-style-type: none"> <li>• GRAMOXONE SUPER may be tank mixed with registered residual herbicides listed below for combined emerged and residual weed control. Always refer to other herbicide label(s) for respective precautions, limitations, restriction, dates and directions for use and weeds controlled.</li> <li>• GRAMOXONE SUPER may be tank mixed with the following herbicides:               <table style="margin-left: 40px; border: none;"> <tr> <td>Goal</td> <td>Surflan</td> </tr> <tr> <td>Devrinol® herbicide</td> <td>Solicam® herbicide</td> </tr> <tr> <td>Princep</td> <td>Karmax</td> </tr> <tr> <td>Sinbar</td> <td>KNOWLEDGE HERBICIDES</td> </tr> </table> </li> </ul>	Goal	Surflan	Devrinol® herbicide	Solicam® herbicide	Princep	Karmax	Sinbar	KNOWLEDGE HERBICIDES
Goal	Surflan												
Devrinol® herbicide	Solicam® herbicide												
Princep	Karmax												
Sinbar	KNOWLEDGE HERBICIDES												
Guava	Directed Spray	5 pints	Ground: 10 gal	-	<ul style="list-style-type: none"> <li>• Do not allow spray to contact green stems, fruit or foliage.</li> <li>• Do not graze treated areas.</li> <li>• Do not feed cover crops grown in treated areas to livestock.</li> <li>• For mature woody weeds, late-germinating weeds and grasses, and perennials, retreatment or spot spraying may be necessary.</li> </ul>								
Hops (ID, OR, & W. only)	Directed Spray and/or Suckering and Stripping	2½ pints	Ground: 10 gal	14	<ul style="list-style-type: none"> <li>• <del>Do not apply to hop vines less than 6 ft. tall.</del></li> <li>• Retreatment or spot treatment may be necessary.</li> <li>• Do not apply more than 3 times per season.</li> <li>• Do not allow spray to contact green stems, foliage, flowers, or cones as injury may result.</li> <li>• Do not allow animals to graze in treated hopyards.</li> <li>• Hop vine refuse and silage may be fed to livestock.</li> <li>• For suckering and stripping, spray only the basal 2 ft. of the vines. Repeat as necessary.</li> <li>• Experience with varieties other than CASC/ DE, YAKIMA CLUSTER, and BULLION is limited. If using GRAMOXONE SUPER on other varieties than these, test the use pattern on a small number of vines of each variety to determine sensitivity to injury. Do not use on unlisted varieties if unacceptable crop injury occurs.</li> <li>• <del>Chemical Pruning: To burn back existing vines and obtain even emergence of subsequent vines, spray when vines are less than 3 ft tall.</del></li> <li>• <b>APPLICATION TO HOP VINES LESS THAN 6 FT TALL MAY CAUSE UNACCEPTABLE INJURY!</b></li> </ul>								



Crop	Use Pattern	GRAMOXONE SUPER Rate Per Acre	Minimum Total Spray Per Acre	Grazing or Preharvest Interval (Days)	Precautions, Restrictions and Comments
Passion Fruit	Directed Spray	5 pints	Ground: 10 gal	-	<ul style="list-style-type: none"> <li>• Use a shield or wrap vine if bark is still green at application time.</li> <li>• If application is to be made during harvest season, pick all fruit off the ground prior to application.</li> <li>• Do not allow animals to graze on treated areas.</li> <li>• Retreatment or spot treatment may be necessary.</li> </ul>
<b>TYFON</b> (New Hampshire only)	Preplant Preemergence	2½ - 5 pints	Ground: 10 gal	-	<ul style="list-style-type: none"> <li>• Seeding should be done with a minimum of soil disturbance.</li> <li>• Weeds and grasses emerging after treatment will not be controlled.</li> <li>• Crop plants emerged at time of application will be injured.</li> </ul>



4

