

10163-6413

06-03-2010

1/11



UNITED STATES ENVIRONMENTAL PROTECTION AGENCY
WASHINGTON, D.C. 20460

OFFICE OF
PREVENTION, PESTICIDES AND
TOXIC SUBSTANCES

Ms. Krystal Hengl
Registration Specialist
Gowan Company
P.O. Box 5569
Yuma AZ 85366-5569

JUN 3 2010


RE: Notification of Alternate Brand Name: "Zoxium 80WSP"
EPA Registration Number: 10163-6413
Date of Submission: April 20, 2010

Dear Ms. Hengl:

The Agency is in receipt of your Application for Pesticide Notification under Pesticide Registration Notice (PRN) 98-10 dated April 20, 2010, for the above mentioned product. The Registration Division (RD) has conducted a review of this request for its applicability under PRN 98-10 and finds that the action(s) requested fall within the scope of PRN 98-10. The label submitted with the application has been stamped "Notification" and will be placed in our records.

If you have any questions, please call me directly at 703-305-6249 or Joyce Edwards of my staff at 703-308-5479.

Sincerely,


Linda Arrington
Notifications & Minor Formulations Team Leader
Registration Division (7505P)
Office of Pesticide Programs



United States
Environmental Protection Agency
Washington, DC 20460

Registration
 Amendment
 Other

OPP Identifier Number

Application for Pesticide - Section I

1. Company/Product Number 10163-6413	2. EPA Product Manager Tony Kish	3. Proposed Classification <input checked="" type="checkbox"/> None <input type="checkbox"/> Restricted
4. Company/Product (Name) Zoxium 80WSP	PM# Team# 22	
5. Name and Address of Applicant (Include ZIP Code) Gowan Company P.O. Box 5569 Yuma, AZ 85366-5569 <input type="checkbox"/> Check if this is a new address	6. Expedited Review. In accordance with FIFRA Section 3(c)(3) (b)(i), my product is similar or identical in composition and labeling to: EPA Reg. No. _____ Product Name _____	

Section - II

<input type="checkbox"/> Amendment - Explain below.	<input type="checkbox"/> Final printed labels in response to Agency letter dated _____	NOTIFICATION
<input type="checkbox"/> Resubmission in response to Agency letter dated _____	<input type="checkbox"/> "Me Too" Application.	
<input type="checkbox"/> Notification - Explain below.	<input checked="" type="checkbox"/> Other - Explain below.	

Explanation: Use additional page(s) if necessary. (For section I and Section II.)

Alternate Brand Name for "Zoxium 80W" to "Zoxium 80WSP"

Section - III

~~1. Material This Product Will Be Packaged In:~~

Child-Resistant Packaging <input type="checkbox"/> Yes <input type="checkbox"/> No	Unit Packaging <input type="checkbox"/> Yes <input type="checkbox"/> No	Water Soluble Packaging <input type="checkbox"/> Yes <input type="checkbox"/> No	2. Type of Container <input type="checkbox"/> Metal <input type="checkbox"/> Plastic <input type="checkbox"/> Glass <input type="checkbox"/> Paper <input type="checkbox"/> Other (Specify) _____
* Certification must be submitted	If "Yes" Unit Packaging wgt. No. per container	If "Yes" Package wgt. No. per container	

~~3. Location of Net Contents Information
 Label Container~~

~~4. Size(s) Retail Container~~

~~5. Location of Label Directions
 On labeling~~

~~6. Manner in Which Label is Affixed to Product
 Lithograph Paper glued
 Stenciled Other _____~~

Section - IV

1. Contact Point (Complete items directly below for identification of individual to be contacted, if necessary, to process this application.)

Name Krystal Hengl	Title Registration Specialist	Telephone No. (Include Area Code) 928-819-1526
-----------------------	----------------------------------	---

Certification
I certify that the statements I have made on this form and all attachments thereto are true, accurate and complete. I acknowledge that any knowingly false or misleading statement may be punishable by fine or imprisonment or both under applicable law.

2. Signature 	3. Title Registration Specialist	6. Date Application Received (Stamped)
4. Typed Name Krystal Hengl	5. Date April 20, 2010	



The Go To Company

P.O. Box 5569 ▲ Yuma, AZ 85366-5569 ▲ Phone (928) 783-8844 ▲ FAX (928) 343-9255

April 20, 2010

Tony Kish, PM Team 22
Fungicide Branch

Office of Pesticide Programs (7505P)
US. Environmental Protection Agency
One Potomac Yard
2777 South Crystal Drive
Arlington, VA 22202

RE: Zoxium 80W, EPA Reg. No. 10163-6413, Alternate Brand Name

Dear Mr. Kish:

In accordance with PR Notice 98-10, we are submitting a notification of alternate Brand Name for "Zoxium 80W" to "Zoxium 80WSP."

We submit the following to support this notification:

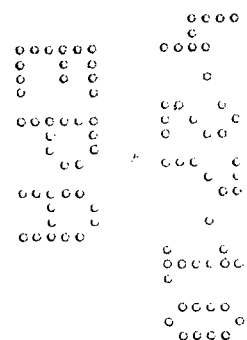
- EPA Form 8570-1: Application for Pesticide
- One (1) copy of the proposed label

This notification is consistent with the provisions of PR Notice 98-10 and EPA regulations at 40 CFR 152.46, and no other changes have been made to the labeling or the confidential statement of formula of this product. I understand that it is a violation of U.S.C. Sec. 1001 to willfully make any false statement to EPA. I further understand that if this notification is not consistent with the terms of PR Notice 98-10 and 40 CFR 152.46, this product may be in violation of FIFRA and I may be subject to enforcement action and penalties under sections 12 and 14 of FIFRA.

If you have any questions or comments, please do not hesitate to contact me at khengl@gowanco.com or by phone at (928) 819-1526.

Kind regards,

Krystal Hengi
Registration Specialist



Zoxium® 80WSP NOTIFICATION

Fungicide

JUN - 3 2010

For control of plant diseases incited by Phycomycetes in potatoes, grapes, cucurbits, and tomatoes.

ACTIVE INGREDIENTS/GUARANTE:

% By Wt.

Zoxamide: 3,5-Dichloro-N-(3-chloro-1-ethyl-1-methyl-2-oxopropyl)-4-methylbenzamide	80%
Inert Ingredients	20%

TOTAL 100.0%

Each 5-oz water-soluble packet contains 4 oz of active ingredient.

KEEP OUT OF REACH OF CHILDREN

CAUTION

FIRST AID	
If in eyes	<ul style="list-style-type: none"> • Hold eye open and rinse slowly and gently with water for 15-20 minutes. • Remove contact lenses, if present, after the first 5 minutes, then continue rinsing. • Call a poison control center or doctor for treatment advice.
If on skin or clothing	<ul style="list-style-type: none"> • Take off contaminated clothing. • Rinse skin immediately with plenty of water for 15-20 minutes. • Call a poison control center or doctor for treatment advice. This product is a dermal sensitizer. If an allergic reaction (rash, redness, swelling, itchiness) or asthma symptoms or rhinitis occur following the use of this product, report the incident to: the hot line number listed below.
If inhaled	<ul style="list-style-type: none"> • Move person to fresh air. • If person is not breathing, call 911 or an ambulance, then give artificial respiration, preferably by mouth-to-mouth, if possible. • Call a poison control center or doctor for further treatment advice.
If swallowed	<ul style="list-style-type: none"> • Call a poison control center or doctor immediately for treatment advice. • Have person sip a glass of water if able to swallow. • Do not induce vomiting unless told to do so by a poison control center or doctor. Do not give anything by mouth to an unconscious person.
HOT LINE NUMBER	
When seeking medical attention, take the container label if at all possible. If not, take information which identifies the product, that is, the product names and registration numbers. In the U.S. – In case of emergency endangering health or the environment involving this product call 1-888-478-0798.	

NET CONTENTS _____ LBS

EPA Reg. No. 10163-6413
EPA Est. No.



Produced For:
Gowan Company
P.O. Box 5569
Yuma, AZ 85366-5569

**PRECAUTIONARY STATEMENTS
HAZARDS TO HUMANS AND DOMESTIC ANIMALS**

Causes Moderate Eye Irritation. Harmful if inhaled. Prolonged or frequently repeated skin contact may cause allergic reactions in some individuals.

Avoid contact with skin, eyes or clothing. Wash thoroughly with soap and water after handling. Harmful if inhaled. Avoid breathing dust or spray mist. Remove contaminated clothing and wash clothing before reuse. This product is a dermal sensitizer.

PERSONAL PROTECTIVE EQUIPMENT (PPE)

Some materials that are chemical-resistant to this product are listed below. If you want more options, follow the instructions for Category A on the EPA chemical resistance category selection chart.

Applicators and other handlers must wear:

- Long-sleeved shirt and long pants
- Chemical-resistant gloves made of any waterproof material such as polyvinyl chloride, nitrile rubber or butyl rubber
- Shoes plus socks
- Chemical-resistant apron must be worn when cleaning equipment, mixing or loading
- Mixers and loaders must wear dust/Mist filtering respirator (MSHA/NIOSH approved number prefix TC-21G), or NIOSH approved respirator with any N, R, P, or HE filter.

Follow manufacturer's instructions for cleaning/maintaining PPE. If no such instruction for washables, use detergent and hot water. Keep and wash PPE separately from other laundry.

USER SAFETY RECOMMENDATIONS

Users should:

- Wash hands before eating, drinking, chewing gum, using tobacco, or using the toilet.
- Remove PPE immediately after handling this product.
- Wash the outside of gloves before removing. As soon as possible, wash thoroughly and change into clean clothing.

ENVIRONMENTAL HAZARDS

This pesticide is toxic to fish. Drift and runoff from treated areas may be hazardous to aquatic organisms in neighboring areas. Do not apply directly to water or to areas where surface water is present or to intertidal areas below the mean high water mark. Do not contaminate water when disposing of equipment washwaters or disposing of wastes.

DIRECTIONS FOR USE

It is a violation of Federal law to use this product in a manner inconsistent with its labeling. Read all Directions for Use carefully before applying.

Do not apply this product in a way that will contact workers or other persons, either directly or through drift. Only protected handlers may be in the area during application. For any requirements specific to your State or Tribe, consult the agency responsible for pesticide regulation.

AGRICULTURAL USE REQUIREMENTS

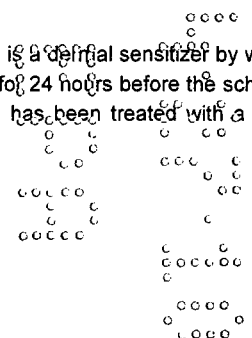
Use this product only in accordance with its labeling and with the Worker Protection Standard, 40 CFR part 170. This Standard contains requirements for the protection of agricultural workers on farms, forests, nurseries, and greenhouses, and handlers of agricultural pesticides. It also contains requirements for training, decontamination, notification and emergency assistance. It also contains specific instructions and exceptions pertaining to the statements on this label about personal protective equipment (PPE) and restricted-entry interval. The requirements in this box only apply to uses of this product that are covered by the Worker Protection Standard.

Do not enter or allow worker entry into treated areas during the restricted-entry interval (REI) of 48 hours.

PPE required for early entry to treated areas that is permitted under the Worker Protection Standard and that involves contact with anything that has been treated, such as plants, soil, or water, is:

- Coveralls over long-sleeved shirt and long pants
- Chemical-resistant gloves made of any waterproof material such as polyvinyl chloride, nitrile rubber or butyl rubber
- Socks and chemical-resistant footwear

For Grapes, Cucurbits and Tomatoes: Notify workers that the area has been treated with a pesticide that is a dermal sensitizer by warning them orally and by posting warning signs at the entrances to the treated areas. The signs must be posted for 24 hours before the scheduled application and remain in place for 4 days after the end of the application and must state that the area has been treated with a dermal



sensitizer. In addition, the following text must appear on the signs: "If an allergic skin reaction (rash, redness, swelling, itchiness) or asthma symptoms or rhinitis occurs following the use of this product report the incident to Gowan Company, 1-888-478-0798.

Potatoes: Notify workers that the area has been treated with a pesticide that is a dermal sensitizer by warning them orally. If an allergic skin reaction (rash, redness, swelling, itchiness) or asthma symptoms or rhinitis occurs following the use of this product report the incident to Gowan Company, 1-888-478-0798.

GENERAL INFORMATION

Zoxium 80WSP fungicide is effective against plant diseases incited by Phycomycetes and specifically mentioned on this label in potatoes, grapes, cucurbits, and tomatoes. Optimum disease control is achieved when the fungicide is applied in a regularly scheduled preventative spray program. The addition of an agricultural surfactant will improve fungicide performance by providing a more uniform spray deposit, increased foliar redistribution, and improved fungicide retention during periods of wet weather.

Use Rate Determination:

- Carefully read, understand, and follow label use rates and restrictions.
- Under low disease conditions, minimum label rates per application can be used while maximum label rates and the minimum interval may be used for severe or threatening disease conditions.
- For proper application, determine the number of acres to be treated, the recommended label use rate and the gallonage to be applied per acre. Prepare only the amount of spray solution required to treat the measured acreage. Careful calibration of spray equipment is recommended prior to use.
- When applied by hand sprayers, 1 pound Zoxium 80WSP per 100 gallons per acre is equivalent to 1 level tablespoon per gallon spray solution.

Handling Precautions for Water Soluble Packets

Do not remove water-soluble packets containing Zoxium 80WSP from overpack except to add directly to the spray tank. **Do not** allow water-soluble packet to become wet prior to adding to the spray tank. **Do not** handle the water-soluble packets with wet hands or wet gloves. Always reseal overwrap bad to protect remaining unused water-soluble packets.

Mixing

Add the required number of unopened water-soluble packets as determined by the application rate and area to be treated to the spray tank with agitation. Make sure that water-soluble packets containing Zoxium 80WSP have dissolved completely and product is thoroughly mixed before co-applied fungicides, insecticides, growth regulators, micronutrients, or spray adjuvants are added to the spray mixture. Depending on the water temperature and the degree of agitation, the packets should dissolve completely within approximately ten minutes from the time they are added to the water.

Compatibility

Zoxium 80WSP is compatible with most commonly used agricultural fungicides, insecticides and growth regulators. When preparing tank mixes, user should consult spray compatibility charts or State Cooperative Extension Service Specialists prior to actual use. When using Zoxium 80WSP in a tank mixture, observe all directions for use, precautions and limitations that appear on the tank mix partner label.


Spray Adjuvants

The addition of agriculturally registered surfactant designed for use with dilute or concentrate sprays to Zoxium 80WSP sprays will improve initial spray deposits, fungicide redistribution and weatherability. Place Zoxium 80WSP into suspension prior to adding an adjuvant to the spray mixture. Read and carefully observe the precautionary statements and all other information appearing on both product labels prior to spray preparation.

Application

Ground: Thorough coverage foliar sprays generally result in optimum disease control. To achieve good coverage use proper spray pressure, gallonage per acre, nozzles (generally hollow cone), disc (generally D-5 to D-7), nozzle spacing, and tractor speed. Consult spray nozzle and accessory catalogues for specific information on proper equipment calibration.

Aerial: A uniform initial spray deposit over the crop canopy generally results in optimum disease control. Each aircraft should be pre-checked for droplet size, uniformity of spray pattern, swath width, and spray volume. During aerial application, human flaggers are prohibited unless in totally enclosed vehicles.



Nozzle selection: Hollow cone brass nozzles with a D-series orifice disc and core (whirl plate) are recommended. Nozzles should point straight down or slightly backward.

Swath width: For most field and vegetable crops, swaths just beyond the wingspan of 36 to 40 feet for light aircraft and up to 45 feet for heavier aircraft are suggested. Optimum swath for helicopters is usually 5 to 10 feet beyond normal boom length.

Spray Volume: Aerial applications are to be made in a minimum of two (2) gallons of water per acre. On potatoes, 2 to 3 gallons of spray per acre are generally optimum; vineyards can be handled with spray volumes of 5 gallons per acre. Some tall or dense vines, requiring greater penetration to the lower leaf surface will require higher spray volumes. **DO NOT USE LESS THAN 5 GALLONS PER ACRE IN CALIFORNIA.**

Altitude: For most crops, the spray boom should be positioned in 5 to 10 feet above the crop canopy.

Flagging: Swaths should be marked at the end of the field with permanent flags or by a flagman in a totally enclosed vehicle. Swaths should be measured accurately with a chain or other device except when rows can be accurately counted.

Spray Drift Management (Aerial Application)

Avoiding spray drift at the application site is the responsibility of the applicator. The interaction of many equipment-and-weather-related factors determine the potential for spray drift. The applicator and the grower are responsible for considering all these factors when making decisions. The following drift management requirements must be followed to avoid off-target drift movement from aerial applications to agricultural field crops. These requirements do not apply to forestry applications, public health uses or to applications using dry formulations.

1. The distance of the outer most nozzles on the boom must not exceed 3/4 the length of the wingspan or rotor.
2. Nozzles must always point backward parallel with the air stream and never be pointed downwards more than 45 degrees.

Where states have more stringent regulations, they should be observed.

The applicator should be familiar with and take into account the information covered in the following Aerial Drift Advisory information section.

Aerial Spray Drift Advisory Information

Importance of Droplet Size: The most effective way to reduce drift potential is to apply large droplets. The best drift management strategy is to apply the largest droplets that provide sufficient coverage and control. Applying larger droplets reduces drift potential but will not prevent drift if applications are made improperly, or under unfavorable environmental conditions (see Wind, Temperature and Humidity, and Temperature Inversion section of this label).

Controlling Droplet Size:

Volume – Use high flow rate nozzles to apply the highest practical spray volume. Nozzles with higher flow rates produce larger droplets.

Pressure – Use the lower spray pressures recommended for the nozzle. Higher pressure reduces droplet size and does not improve canopy penetration. When higher flow rates are needed, use higher flow rate nozzles instead of increasing pressure.

Number of Nozzles – Use the minimum number of nozzles that provide uniform coverage.

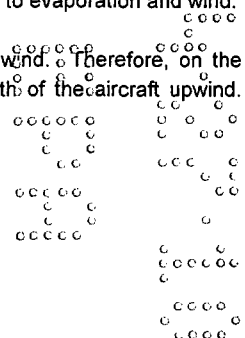
Nozzle Orientation – Orienting nozzles so the spray is released backwards, parallel to the air stream will produce larger droplets than other orientations. Significant deflection from the horizontal will reduce droplet size and increase drift potential.

Nozzle Type – Use a nozzle type that is designed for the intended application. With most nozzle types, narrower spray angles produce larger droplets. Consider using low-drift nozzles. Solid stream nozzles oriented straight back produce larger droplets than other nozzle types.

Boom Length – For some use patterns, reducing the effective boom length to less than 3/4 of the wingspan or rotor length may further reduce drift without reducing swath width.

Application – Applications should not be made at a height greater than 10 feet above the top of the largest plants unless a greater height is required for aircraft safety. Making applications at the lowest height that is safe reduces exposure of droplets to evaporation and wind.

Swath Adjustment – When applications are made with a crosswind, the swath will be displaced downwind. Therefore, on the up and downwind edges of the field, the applicator must compensate for this displacement by adjusting the path of the aircraft upwind. Swath adjustment distances should increase, with increasing drift potential (higher wind, smaller drops, etc.).



Wind – Drift potential is the lowest between wind speeds of 2 - 10 mph. However, many factors including droplet size and equipment type determine drift potential at any given speed. Application should be avoided below 2 mph due to variable wind direction and high inversion potential. NOTE: Local terrain can influence wind patterns. Every applicator should be familiar with local wind patterns and how they affect drift.

Temperature and Humidity – When making applications in low relative humidity, set up equipment to produce larger droplets to compensate for evaporation. Droplet evaporation is most severe when conditions are both hot and dry.

Temperature Inversions – Applications should not occur during a temperature inversion, because drift potential is high. Temperature inversions restrict vertical air mixing, which causes small suspended droplets to remain in a concentrated cloud. This cloud can move in unpredictable directions due to the light variable winds common during inversions. Temperature inversions are characterized by increasing temperatures with altitude and are common on nights with limited cloud cover and light to no wind. They begin to form as the sun sets and often continue into the morning. Presence of inversion conditions can be indicated by ground fog; however, if fog is not present, inversions can also be identified by the movement of smoke from a ground source or an aircraft smoke generator. Smoke that layers and moves laterally in a connected cloud (under low wind conditions) indicates an inversion, while smoke that moves upward and rapidly dissipates indicates good vertical air mixing.

Sensitive Areas: The pesticide should only be applied when the potential for drift to adjacent sensitive areas (e.g., residential areas, bodies of water, known habitat for threatened or endangered species, non-target crops) is minimal (e.g., when wind is blowing away from the sensitive areas).

Chemigation Use Directions

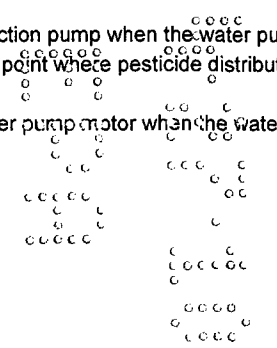
Sprinkler Irrigation

Zoxium 80WSP must be applied on a regular protectant fungicide schedule, **not an irrigation schedule**. If irrigation cycles are less frequent than recommended Zoxium 80WSP application intervals, ground or aerial applications must supplement chemigation applications to achieve adequate disease control.

- Apply Zoxium 80WSP fungicide only through sprinkler irrigation systems including center-pivot, lateral move, end tow, side (wheel) roll, traveler, solid set or hand move irrigation systems. Do not apply through any other type of irrigation system.
- Lack of fungicidal effectiveness or illegal pesticide residues in the crop can result from non-uniform distribution of treated water.
- If you have questions about calibration, you should contact State Extension Service specialists, equipment manufacturers, or other experts.
- Do not connect an irrigation system (including greenhouse systems) used for pesticide application to a public water system unless the pesticide label-prescribed safety devices for public water system are in place.
- A person knowledgeable of the chemigation system and responsible for its operation, or under the supervision of the responsible person, shall shut the system down and make necessary adjustments should the need arise.

Before applying Zoxium 80WSP through sprinkler irrigation equipment, the chemigation system must meet the following specifications:

- Public water system means a system for the provision to the public of piped water for human consumption if such system has at least 15 service connections or regularly serves an average of at least 25 individuals daily at least 60 days out of the year.
- Chemigation systems connected to public water systems must contain a functional, reduced-pressure zone (RPZ), backflow preventer or the functional equivalent in the water supply line upstream from the point of pesticide introduction. As an option to the RPZ, the water from the public water system should be discharged into a reservoir tank prior to pesticide introduction. There shall be a complete physical break (air gap) between the outlet end of the fill pipe and the top or overflow rim of the reservoir tank of at least twice the inside diameter of the fill pipe.
- Systems not connected to a public water supply must contain a functional check valve, vacuum relief valve, and low-pressure drain appropriately located in the irrigation pipeline to prevent water source contamination from back flow.
- The pesticide injection pipeline must contain a functional, automatic, quick-closing check valve to prevent the flow of fluid back toward the injection pump.
- The pesticide injection pipeline must also contain a functional, normally closed, solenoid-operated valve located on the intake side of the injection pump and connected to the system interlock to prevent fluid from being withdrawn from the supply tank when the irrigation system is either automatically or manually shut down.
- The system must contain functional interlocking controls to automatically shut off the pesticide injection pump when the water pump motor stops, or in cases where there is no water pump, when the water pressure decreases to the point where pesticide distribution is adversely affected.
- The irrigation line or water pump must include a functional pressure switch, which will stop the water pump motor when the water pressure decreases to the point where pesticide distribution is adversely affected.



Downy mildew (Pseudoperonospora cubensis)	2.5 to 4.0 (0.125 to 0.2 lbs active)	Start applications when plants are in the two-leaf stage and repeat at 7 to 10 day intervals or when environmental conditions are favorable for disease development. Use sufficient water and direct sprays to provide thorough coverage of foliage, stems and developing fruit.
	<ul style="list-style-type: none"> • Do not make more than 2 sequential applications of Zoxium 80 WSP before alternating with a fungicide that has a different mode of action. • Do not make more than 8 applications or apply more than 2.0 lb of Zoxium 80 WSP (1.6 lb active) per acre per crop. • Do not tank mix with another fungicide if the target pest is only downy mildew. Tank mix only if a partner is required to control other diseases. • Applications may be made up to the day of harvest. 	

Grapes		
Diseases Controlled	Rate of Zoxium 80 WSP (oz/Acre)	Remarks (Also Refer to Directions for Use)
Downy mildew (Pseudoperonospora cubensis)	2.5 to 4.0 (0.125 to 0.2 lbs active)	Apply in sufficient water to provide thorough coverage starting when new shoots are ½ to 1½ inches long. Repeat when shoots are 3 to 5 inches long, when shoots are 8 to 10 inches long, and when then at 7 to 10 day intervals up to within 14 days of harvest. Tank mix with other registered fungicides or no more than three applications of 1.75 to 2.25 lb of Dithane® DF Fungicide for the control of diseases other than those specifically mentioned on this label.
		<ul style="list-style-type: none"> • Do not make more than 3 sequential applications of Zoxium 80 WSP before alternating with a fungicide that has a different mode of action. • Do not make more than 8 applications or apply more than 2.0 lb (1.6 lb active) per acre per crop. • Do not apply within 14 days of harvest.

Potatoes		
Diseases Controlled	Rate of Zoxium 80WSP Per Application (oz/Acre)	Remarks (Also Refer to Directions for Use)
Late blight	2.5 to 4.0 (0.125 to 0.2 lbs active)	Begin applications when plants are 4 to 6 inches high by applying 2.5 ounces per acre and continue applications on a 5 to 7 day schedule. Increase use rate as the vines increase in size and use 4 ounces at row fill. Tank mix with other registered fungicides for the control of disease other than those specifically mentioned on this label.
		<ul style="list-style-type: none"> • Do not make more than 2 sequential applications of Zoxium 80WSP before alternating with a fungicide that has a different mode of action. • Do not make more than 8 applications or apply more than 2.0 lb of Zoxium 80 WSP (1.6 lb active) per acre per crop. • Do not apply within 3 days of harvest.

Tomatoes		
Diseases Controlled	Rate of Zoxium 80 WSP Per Application	Remarks (Also Refer to Directions for Use)

	(oz/Acre)	
Late blight Buckeye rot	2.5 – 4.0 (1.13 to 1.5 lbs active)	Start applications when seedlings emerge or transplants are set and repeat at 7 to 10 day intervals or when environmental conditions are favorable for disease development
	<ul style="list-style-type: none"> • Do not make more than 2 sequential applications of Zoxium 80WSP before alternating with a fungicide that has a different mode of action. • Do not make more than 8 applications or apply more than 2.0 lb of Zoxium 80WSP (1.6 lb active) per acre per crop. • Do not tank mix with another fungicide if the target pest is only late blight. Tank mix only if a partner is • Required to control other diseases. • Do not apply within 5 days of harvest. 	

Storage and Disposal

Do not contaminate water, food or feed by storage and disposal.

Pesticide Storage: Store in a cool, dry area above freezing. The water-soluble packet may become brittle at storage temperatures below 32°F but the fungicide is not affected. Do not remove the water-soluble packets from container except for immediate use.

Pesticide Disposal: Wastes resulting from the use of this product may be disposed of on-site or at an approved waste disposal facility.

Container Disposal: Completely empty bag into application equipment. Then dispose of in a sanitary landfill or by incineration, or, if allowed by state and local authorities, by burning. If burned, stay out of smoke.

Steps to be Taken in Case Material is Released or Spilled: Sweep or shovel into containers for disposal or reworking. Keep dusting to a minimum. Flush contaminated area with a large amount of water to a chemical or sanitary sewer containing a settling pit. Refer to Precautionary Statements.

FOR 24-HOUR EMERGENCY ASSISTANCE (SPILL, LEAK OR FIRE), CALL CHEMTREC® (800) 424-9300.
For other product information, contact Gowan Company or see Material Safety Data Sheet.

NOTICE OF CONDITIONS OF SALE AND WARRANTY AND LIABILITY LIMITATIONS

Important: Read the entire Directions for Use and Notice of Conditions of Sale and Warranty and Liability Limitations before using this product. If terms are not acceptable return the unopened container for a full refund.

Our directions for use of this product are based on tests believed to be reliable. However, it is impossible to eliminate all risk associated with the use of this product. Crop injury, inadequate performance, or other unintended consequences may result due to soil or weather conditions, off target movement, presence of other materials, method of use or application, and other factors, all of which are beyond the control of Gowan Company. To the extent consistent with applicable law, all such risks are assumed by the Buyer and User.

Gowan Company warrants that this product conforms to the specifications on the label when used in strict conformance with Directions for Use, subject to the above stated risk limitations. GOWAN COMPANY MAKES NO OTHER EXPRESS OR IMPLIED WARRANTY OF MERCHANTABILITY OR FITNESS FOR A PARTICULAR PURPOSE NOR ANY OTHER EXPRESS OR IMPLIED WARRANTY.

TO THE FULLEST EXTENT PERMITTED BY LAW, GOWAN COMPANY'S EXCLUSIVE LIABILITY FOR ANY AND ALL LOSSES, INJURIES OR DAMAGES RESULTING FROM THE USE OR HANDLING OF THIS PRODUCT WHETHER IN CONTRACT, WARRANTY, TORT, NEGLIGENCE, OR ANY OTHER LEGAL THEORY IS STRICTLY LIMITED TO THE PURCHASE PRICE PAID OR REPLACEMENT OF PRODUCT, AT CANYON GROUP'S SOLE DISCRETION.

Zoxium® is a registered trademark of Gowan Company, LLC.
 Chemtrec® is a registered trademark of American Chemistry Council, Inc.

EPA Text: Zoxium 80WSP ABN (transferred 12-18-08)

