


10163-329

05/20/2013

1/10

 <p>U.S. ENVIRONMENTAL PROTECTION AGENCY Office of Chemical Safety and Pollution Prevention Office of Pesticide Programs Registration Division (7504P) 1200 Pennsylvania Ave., N.W. Washington, DC 20460</p> <p>NOTICE OF PESTICIDE: <input checked="" type="checkbox"/> Registration <input type="checkbox"/> Reregistration Under FIFRA, as amended</p>	<p>EPA Reg. Number: 10163-329</p>	<p>Date of Issuance: MAY 20 2013</p>
	<p>Term of Issuance: Unconditional</p>	
	<p>Name of Pesticide Product: Botran P 5F Fungicide</p>	


Name and Address of Registrant (include ZIP Code):
Gowan Company
P.O. Box 5569
Yuma, AZ 85366

Note: Changes in labeling differing in substance from that accepted in connection with this registration must be submitted to and accepted by the Registration Division prior to use of the label in commerce. In any correspondence on this product always refer to the above EPA registration number.

On the basis of information furnished by the registrant, the above named pesticide is hereby registered under the Federal Insecticide, Fungicide and Rodenticide Act. Registration is in no way to be construed as an endorsement or recommendation of this product by the Agency. In order to protect health and the environment, the Administrator, on his motion, may at any time suspend or cancel the registration of a pesticide in accordance with the Act. The acceptance of any name in connection with the registration of a product under this Act is not to be construed as giving the registrant a right to exclusive use of the name or to its use if it has been covered by others.

This product is registered in accordance with FIFRA section 3(c)(5) provided that you:

1. Submit and/or cite all data required for registration of your product under FIFRA sec 3(c)(5) when the Agency requires all registrants of similar products to submit such data; and submit acceptable responses required for reregistration of your product under FIFRA section 4.


<p>Signature of Approving Official:</p>  <p>Driss Benmhend, Acting Product Manager (20) Fungicide Branch/Registration Division/OPP/OCSP (7504P)</p>	<p>Date: MAY 20 2013</p>
--	-------------------------------------

2. Make the following change to the label:
 - a. Change the product registration number to "EPA Reg. No. 10163-329."
 - b. On page 3, delete "GENERAL" in the reference to the section "GENERAL CHEMIGATION USE INSTRUCTIONS."

3. Submit one copy of the revised final printed label for the record before the product is released for shipment.

Your release for shipment of the product constitutes acceptance of these conditions.

A copy of the label stamped "Accepted" is enclosed for your records.



Driss Benmhend
Acting Product Manager (20)
Fungicide Branch
Registration Division (7504P)

- Enclosure:
- Label stamped "Accepted"
 - Product Chemistry Review dated 4/2/13 {DP410434}
 - Similarity Clinic Review dated 2/22/13 {DP409413}

3/10

Botran[®] P 5F Fungicide

ACTIVE INGREDIENT:		% BY. WT.
2, 6-dichloro-4-nitroaniline		46.7%
OTHER INGREDIENTS		53.3%
		TOTAL 100.0%

Contains 5 lbs. dicloran per gallon

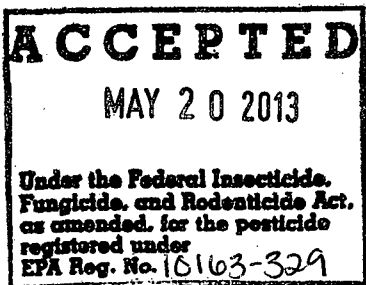
KEEP OUT OF REACH OF CHILDREN CAUTION

FIRST AID	
If on skin or clothing	<ul style="list-style-type: none"> • Take off contaminated clothing. • Rinse skin immediately with plenty of water for 15-20 minutes. • Call a poison control center or doctor for treatment advice.
If inhaled	<ul style="list-style-type: none"> • Move person to fresh air. • If person is not breathing, call 911 or an ambulance, then give artificial respiration, preferably mouth-to-mouth if possible. • Call a poison control center or doctor for further treatment advice.
If in eyes	<ul style="list-style-type: none"> • Hold eye open and rinse slowly and gently with water for 15-20 minutes. • Remove contact lenses, if present, after the first 5 minutes, then continue rinsing eye. • Call a poison control center or doctor for treatment advice.
If swallowed	<ul style="list-style-type: none"> • Call a poison control center or doctor immediately for treatment advice. • Have person sip a glass of water if able to swallow. • Do not induce vomiting unless told to do so by a poison control center or doctor. • Do not give anything by mouth to an unconscious person.
HOT LINE NUMBER Have the product container or label with you when calling a poison control center or doctor, or going for treatment. You may also contact 1-888-478-0798 for emergency medical treatment information.	

PRECAUTIONARY STATEMENTS HAZARDS TO HUMANS AND DOMESTIC ANIMALS CAUTION

Harmful if absorbed through skin. Avoid contact with eyes, skin, or clothing. Avoid breathing spray mist of vapor. Prolonged or frequently repeated skin contact may cause allergic reactions in some individuals.

NET CONTENTS _____ GALLONS



EPA Reg. No. 10163-XXX
EPA Est. No.



Produced For:
Gowan Company
P.O. Box 5569
Yuma, AZ 86366-5569

PERSONAL PROTECTIVE EQUIPMENT (PPE)

Some materials that are chemical-resistant to this product are made of any waterproof material. If you want more options, follow the instructions for category C on an EPA chemical-resistance category selection chart.

All mixers, loaders, applicators and other handlers must wear:

- Long-sleeved shirt and long pants
- Shoes plus socks
- Chemical-resistant gloves (except for pilots)

Discard clothing and other absorbent materials that have been drenched or heavily contaminated with this product's concentrate. Do not reuse them.

See engineering controls for additional requirements.

Follow manufacturer's instructions for cleaning/maintaining PPE. If no such instruction for washables exists, use detergent and hot water.

Keep and wash PPE separately from other laundry.

Early Entry Personal Protective Equipment

PPE required for early entry to treated areas that is permitted under the Worker Protection Standard and that involves contact with anything that has been treated, such as plants, soil, or water, is:

- Coveralls

USER SAFETY RECOMMENDATIONS

Discard clothing and other absorbent materials that have been drenched or heavily contaminated with this product's concentrate. Do not reuse them.

Users should:

- Wash hands before eating, drinking, chewing gum, using tobacco, or using the toilet.
- Remove clothing/PPE immediately if pesticide gets inside. Then wash thoroughly and put on clean clothing.
- Remove PPE immediately after handling this product. Wash the outside of gloves before removing. As soon as possible, wash thoroughly and change into clean clothing.

ENGINEERING CONTROLS

Pilots must use an enclosed cockpit that meets the requirements listed in the Worker Protection Standard (WPS) for agricultural pesticides [40 CFR 170.240(d)(6)].

ENVIRONMENTAL HAZARDS

This product is toxic to fish.

This product may contaminate water through runoff. This product has a high potential for runoff for several months or more after application. Poorly draining soils and soils with shallow water tables are more prone to produce runoff that contains this product.

Do not apply directly to water, to areas where surface water is present or to intertidal areas below the mean high water mark. Drift and runoff may be hazardous to aquatic organisms in water adjacent to treated areas. Do not contaminate water when disposing of equipment, washwaters or rinsate.

This chemical can contaminate surface water through spray or dust applications. Under some conditions, it may also have a potential for runoff into surface water after application.

DIRECTIONS FOR USE

It is a violation of Federal law to use this product in a manner inconsistent with its labeling.

Do not apply this product in a way that will contact workers or other persons, either directly or through drift. Only protected handlers may be in the area during application.

AGRICULTURAL USE REQUIREMENTS

Use this product only in accordance with its labeling and with the Worker Protection Standard, 40 CFR Part 170. This Standard contains requirements for the protection of agricultural workers on farms, forests, nurseries, and greenhouses, and handlers of agricultural pesticides. It contains requirements for training, decontamination, notification, and emergency assistance. It also contains specific instructions and exceptions pertaining to the statements on this label about personal protective equipment (PPE) and restricted-entry interval. The requirements in this box only apply to uses of this product that are covered by the Worker Protection Standard.

Grapes: Do not enter or allow worker entry into treated areas during the restricted entry interval of 14 days when applied to grapes. Notify workers of the application by warning them orally and by posting warning signs at the entrances to treated areas. Cane turning and girdling grapes is prohibited for 30 days following applications of DCNA.

All other crops and use patterns: For all other crops and use patterns, do not enter or allow worker entry during the restricted entry interval of 12 hours.

Exception: If the product is soil-injected or soil-incorporated, the Worker Protection Standard, under certain circumstances, allows workers to enter the treated area if there will be no contact with anything that has been treated.

PPE required for early entry to treated areas that is permitted under the Worker Protection Standard and that involves contact with anything that has been treated, such as plants, soil, or water is:

- Coveralls
- Chemical-resistant gloves made of any waterproof material
- Shoes plus socks

A variety of factors including weather conditions (e.g., wind direction, wind speed, temperature, and relative humidity) and method of application (e.g., ground, aerial, airblast, chemigation) can influence pesticide drift. The applicator and grower must evaluate all factors and make appropriate adjustments when applying this product. Do not make any type of application into temperature inversions.

WIND SPEED: Do not apply at wind speeds greater than 10 mph at the application site.

DROPLET SIZE: Apply as a medium or coarser spray (ASAI standard 572).

RELEASE HEIGHT (GROUND APPLICATION): Apply using a nozzle height of no more than 4 feet above the ground or crop canopy.

RELEASE HEIGHT (AERIAL APPLICATION): Do not release spray at a height greater than 10 feet above the ground or crop canopy.

Additional requirements for aerial applications:

- The boom length must not exceed 75% of the wingspan or 90% of the rotor blade diameter
- Aerial applicators must consider flight speed and nozzle orientation in determining droplet size
- When applications are made with a cross-wind, the swath will be displaced downwind. The applicator must compensate for this displacement at the downwind edge of the application area by adjusting the path of the aircraft upwind

Additional requirements for airblast applications:

- Direct sprays into the canopy
- Turn off outward pointing nozzles at row ends and when spraying outer rows

CHEMIGATION STATEMENT

This product can be applied through the following types of chemigation systems: Sprinkler, including center pivot, lateral move, end tow, side (wheel) roll, traveler, big gun, solid set, or hand move, or drip irrigation systems. Do not apply this product through any other type of irrigation system. Refer to section entitled GENERAL CHEMIGATION USE INSTRUCTIONS for specific directions for use.

USE DIRECTIONS

Apply lower rates of BOTRAN P 5F Fungicide when disease pressure is anticipated to be light. Use higher rates for severe disease pressure.

COMPATIBILITY

BOTRAN P 5F Fungicide can normally be mixed with other fungicides, insecticides, or defoliants. It is suggested that such combinations be used on a small number of plants before treating large areas. However, combination sprays of BOTRAN P 5F and miscible oil formulations of insecticides, particularly organic phosphorous compounds, may cause plant injury. Check for compatibility before large-scale treatment. Do not combine with any products unless previous use or small-scale treatment has proven mixture is physically compatible and safe to plants. When mixing BOTRAN P 5F Fungicide with any other product, add wettable powder or dry flowable formulations first, and then add liquid products.

DILUTION DIRECTIONS

The rate required for thorough, uniform coverage varies with plant growth at time of application. Except as specified for certain uses, the following rates are intended to cover a broad range of conditions.

DILUTE APPLICATION: Field, row, greenhouse, and nursery crops: Apply specified rate in 50-100 gals. of water per acre. **Tree and vine crops:** Apply specified rate in 50-500 gals. of water per acre.

CONCENTRATE APPLICATION: Field, row, greenhouse, and nursery crops: Apply specified rate in not less than 10 gals. of water per acre. **Tree and vine crops:** Apply specified rate in 50-100 gals. of water per acre. Special concentrate equipment is necessary for these applications.

AIR APPLICATION: Field, row, tree, and vine crops: Apply specified rate in a minimum of 5 gals. of water per acre.

PREHARVEST INTERVAL

The required days between the last application and harvest are given in () after each crop name.

USE LIMITATIONS

Do not exceed the maximum rate of BOTRAN P 5F Fungicide per acre or the time limitations specified for the individual crops.

DIRECTIONS FOR USE ON TREE AND VINE CROPS

CROP	DISEASE	DOSAGE QTS./ACRE	COMMENTS
APRICOTS (10)	Fruit decay <i>Monilinia</i> brown rot <i>Rhizopus</i> rot	1.2	Apply 18 days and 10 days before harvest.
	<ul style="list-style-type: none"> Do not apply more than 3.2 quarts formulated product per acre per year. 		
GRAPES (14)	Bunch rot <i>Botrytis</i> rot <i>Botrytis</i> stem rot Storage rot <i>Botrytis cinerea</i>	1.2	Begin applications when disease is anticipated. Repeat applications at 7-day intervals or as needed.
	<ul style="list-style-type: none"> Do not enter or allow worker entry into treated areas during the restricted entry interval of 14 days when applied to grapes. Cane turning and girdling grapes is prohibited for 30 days following application of Botran P 5F. Do not apply more than 3.2 quarts formulated product per acre per year. BOTRAN P 5F used in combination with sulfur products may cause marking to sensitive varieties such as Fiesta. Note: Use is limited to grapes grown west of the Rocky Mountains only. 		
PEACHES (10), NECTARINES (10)	Blossom blight <i>Monilinia</i> Fruit decay <i>Monilinia</i> brown rot <i>Rhizopus</i> rot	1.2	For blossom blight, apply at pink bud and full bloom.. For fruit decay, apply 18 days and 10 days before harvest.
	<ul style="list-style-type: none"> Do not apply more than 3.2 quarts formulated product per acre per year. 		
PLUMS, PRUNES (10)	Blossom blight <i>Monilinia</i> brown rot	1.2	Apply at popcorn and full bloom.
	<ul style="list-style-type: none"> Do not apply more than 3.2 quarts formulated product per acre per year. 		
SWEET CHERRIES (10)	Blossom blight <i>Monilinia</i> Fruit decay <i>Monilinia</i> brown rot <i>Rhizopus</i> rot	1.2	For blossom blight, apply at popcorn, bloom, full bloom and petal fall. For fruit decay, apply 10 days before harvest.
	<ul style="list-style-type: none"> Do not apply more than 3.2 quarts formulated product per acre per year. 		

DIRECTIONS FOR USE ON ROW CROPS

CROP	DISEASE	DOSAGE QTS./ACRE	COMMENTS
CELERY (7)	Pink rot <i>Sclerotinia sclerotiorum</i>	1.2* - 2	Multiple applications: Begin application when disease is anticipated or approximately 10 weeks before harvest. Repeat at 7-day intervals in summer or 14-day intervals in fall and winter. May be applied up to 7 days before harvest. OR Single Application: If early disease is not likely, make a single application of 3.2 qts. of BOTRAN P 5F Fungicide per acre 7 days before harvest. Use a sprayer with a drop nozzle boom to direct spray to the base of plants and adjacent soil.
		OR 3.2	
<ul style="list-style-type: none"> *Do not apply less than 2 quarts per application in California. Do not apply more than 4 quarts formulated product per acre per year (5lbAl/acre/year). 			
FLORENCE FENNEL (7)	Pink rot <i>Sclerotinia sclerotiorum</i>	1.2* - 2	Multiple applications: Begin application when disease is anticipated or approximately 10 weeks before harvest. Repeat at 7-day intervals in summer or 14-day intervals in fall and winter. May be applied up to 7 days before harvest. OR Single Application: If early disease is not likely, make a single application of 3.2 qts. of BOTRAN P 5F Fungicide per acre 7 days before harvest. Use a sprayer with a drop nozzle boom to direct spray to the base of plants and adjacent soil.
		OR 3.2	
<ul style="list-style-type: none"> *Do not apply less than 2 quarts per application in California. Do not apply more than 3.2 quarts formulated product per acre per year. 			
ENDIVE (ESCAROLE) (14)	Gray mold rot <i>Botrytis cinerea</i>	1.6	Apply 7 days following transplanting. Repeat application when plants are half-mature. Do not apply to wilted plants or seedlings. OR Apply at thinning and repeat application 7 days later. Use a sprayer with a drop nozzle boom to direct spray to the lower portion of plants and surrounding soil.
<ul style="list-style-type: none"> Do not apply more than 3.2 quarts formulated product per acre per year. Notes: Some leaf bronzing may be noted soon after application, but the effect is of a temporary nature. Two applications of BOTRAN P 5F Fungicide per season may be applied. 			
LETTUCE (LEAF AND HEAD) (14)	Drop rot Watery soft rot <i>Sclerotinia sclerotiorum</i> <i>Sclerotinia minor</i> Gray mold rot <i>Botrytis cinerea</i>	0.6	At time of planting: Apply 0.6 qt. in a 4-6 inch band over seedlings after seeding or before transplanting. Transplants may be sprayed following planting.
		0.6 -1.8	Prethinning: Apply 0.6-1.8 qts. as a directed spray over unthinned seedlings.
		1.8 - 3.2	Post-thinning (direct seeded) and Established Transplants: Apply 1.8-3.2 qts. as a basal drench in 50-100 gals. of water as soon after thinning as possible. Following this treatment, soil surrounding the plants should not be disturbed. A second post-thinning treatment may be made if significant soil disturbance occurs or high soil moisture conditions exist.
<ul style="list-style-type: none"> Do not apply more than 3.2 quarts formulated product per acre per year. Note: One or more of the above treatments may be made to the same crop; however, do not apply more than 3.2 qts. of Botran per acre per crop or within 14 days of harvest. Note: When applying in a band, do not reduce the per acre rate. Certain environmental conditions or tank-mix combinations may cause minor leaf bronzing which should be temporary and quickly outgrown. 			
ONIONS (14), GARLIC (14), SHALLOTS (14)	White rot <i>Sclerotium cepivorum</i>	2 - 3.2	Direct seeded: For white rot control, apply a 5 inch band over seed row/bed and incorporate in to 1½ inches of soil 1-2 weeks before onions are seeded. Use restricted to eastern Oregon, eastern Washington, and western Idaho. Planting sets or buds: For white rot control in furrow applications, use low-pressure spray equipment. Use 50 mesh or coarser screens. Center the front nozzle on the furrow. Spray a 5-inch band on 40-inch beds.
		1 - 2	Apply when disease is anticipated. Repeat at 14-day intervals if necessary.
		1 - 2	Apply when disease is anticipated. Repeat at 14-day intervals if necessary.
<ul style="list-style-type: none"> Do not apply more than 3.2 quarts formulated product per acre per year. 			

SNAP BEANS (2)	White mold <i>Sclerotinia sclerotiorum</i> (Sclerotiniose)	1.3	Bush varieties: Begin applications when disease is anticipated and continue at 7-day intervals during periods favorable to the development of disease.
		1.6 (except CA)	Pole varieties: Begin applications when disease is anticipated and continue at 7-day intervals during periods favorable to the development of disease.
<ul style="list-style-type: none"> Do not apply more than 3.2 quarts formulated product per acre per year. Do not feed treated foliage to livestock. 			

DIRECTIONS FOR USE ON SWEET POTATOES

CROP	DISEASE	COMMENTS
SWEET-POTATOES	Scurf <i>Monilochaetes infuscans</i> Sclerotial blight <i>Sclerotium rolfsii</i>	Seed dip: Mix 0.6 quarts of Botran P 5F in 7½ gals. of water. Dip seed sweet potatoes 10 to 15 seconds in a well-agitated Botran P 5F Fungicide suspension. Drain sweet potatoes and bed promptly. Prepare fresh Botran P 5F Fungicide suspension daily.
		Plant bed spray: For a 42 inch plant bed, mix 5.73 oz of Botran P 5F in 14 gals. of water per 1000 linear ft. of plant bed. Spray or sprinkle Botran suspension over bedded sweet potatoes before covering them with soil. Do not exceed 3.2 quarts per acre.
<ul style="list-style-type: none"> Do not apply more than 3.2 quarts formulated product per acre per year. Restriction: Do not plant tomatoes as a follow-up crop. 		

DIRECTIONS FOR USE IN GREENHOUSE AND HOTHOUSE

CROP	DISEASE	DOSAGE QTS.	COMMENTS
CUCUMBERS (1)	White mold <i>Sclerotinia sclerotiorum</i>	0.8 per 100 gallons of water	Apply when disease first appears to diseased areas of plants.
			<ul style="list-style-type: none"> Do not apply more than 0.8 quarts formulated product per acre per year.
LETTUCE (LEAF ONLY) (14)	Gray mold rot <i>Botrytis cinerea</i>	1.6 per 100 gallons of water	Apply 7 days following transplanting. Repeat application when plants are half-mature. Do not apply to wilted plants or seedlings.
			<ul style="list-style-type: none"> Do not apply more than 3.2 quarts formulated product per acre per year. Certain environmental conditions or tank-mix combinations may cause minor leaf bronzing which should be temporary and quickly outgrown.
RHUBARB (3)	<i>Botrytis</i> leaf rot	0.8 per 100 gallons of water	Begin application when first buds emerge from crowns.
			<ul style="list-style-type: none"> Do not apply more than 0.8 quarts formulated product per acre per year.
TOMATOES (10)	Stem canker <i>Botrytis</i>	0.6 per 100 gallons of water	Spray stem of plant from ground level up to a height of 18 to 24 inches. Repeat weekly or as necessary. Seedlings or newly set transplants may be injured by drenching.
			<ul style="list-style-type: none"> Do not apply more than 3.2 quarts formulated product per acre per year. Do not make more than 4 applications per crop.

DIRECTIONS FOR USE ON ORNAMENTALS AND ORNAMENTAL CROPS

CROP	DISEASE	DOSAGE - QTS.	COMMENTS
CHRYSANTHEMUMS, GERANIUMS, ROSES (except CA)	Blight <i>Botrytis</i>	0.6 per 150-200 gals. of water	Apply to stock cuttings or greenhouse plants. Spray when disease is anticipated or first appears.
	• Do not apply more than 0.6 quarts formulated product per acre per year.		
GLADIOLUS	Blight <i>Botrytis</i>	0.6 per 100 gals of water.	Foliar/Field: For <i>Botrytis</i> control, apply spray mixture with enough pressure to force fungicide between spikes. Use full coverage spray.
		0.4 per 100 gals. of water	Stored: For <i>Botrytis</i> control, mix recommended rate in 100 gals. of water. Spray Botran suspension on slower spikes after cutting and before shipment or storage.
	Dry rot <i>Stromatinia</i>	0.6 per 75 gals. of water	Bulb Dip: For dry rot control, mix recommended rate in 75 gals. of water. Soak bulbs for 20-30 seconds in a suspension.
		0.6 per acre	Furrow: For dry rot control, spray a band into furrow at planting time so that treated soil surrounds corms. Treat a 3-inch band with spray directed at corms in furrows spaced 3 feet apart (14,250 linear feet of furrow per acre.)
	• Do not apply more than 0.6 quarts formulated product per acre per year.		
ROSES, HYDRANGEAS (except CA)	Blight <i>Botrytis</i>	0.6 per 100 gals. of water	Field plants: Spray before shipment or storage. Stored plants: Spray storage area thoroughly. Spray or dip plants.
		• Do not apply more than 0.6 quarts formulated product per acre per year.	
CONIFERS (container, bareroot, and greenhouse grown conifer nursery stock (conifer seedlings of Douglas fir, Hemlock, Noble fir, Sitka spruce, Western red cedar and redwood), CHRISTMAS TREES (nursery, field, greenhouse, container, bareroot stock) (except CA)	Blight <i>Botrytis</i>	0.6 – 1.2 per acre	Foliar: Mix specified rate per acre in sufficient water for thorough and complete coverage. Apply as a foliar spray when disease is anticipated or first appears. Use 1.6 for severe disease pressure. Repeat at 10-14 day intervals. Spray foliage until thoroughly wet. Alternating BOTRAN P 5F with other fungicides is recommended.
		0.8 per 100 gals. of water	Stored: Spray storage area thoroughly. Spray or dip plants. Repeat application during long storage periods.
	• Do not apply more than 1.2 quarts formulated product per acre per year.		

CHEMIGATION USE INSTRUCTIONS

Apply this product only through sprinkler, including center pivot, lateral move, end tow, side (wheel) roll, traveler, big gun, solid set, or hand move, and drip irrigation systems. Do not apply this product through any other type of irrigation system. Crop injury, lack of effectiveness, or illegal pesticide residues in the crop can result from nonuniform distribution of treated water. If you have questions about calibration, you should contact State Extension Service Specialists, equipment manufacturers, or other experts. Do not connect an irrigation system (including greenhouse systems) used for pesticide application to a public water system unless the pesticide label-prescribed safety devices for public water systems are in place. A person knowledgeable of the chemigation system and responsible for its operation or under the supervision of the responsible person shall shut the system down and make necessary adjustments should the need arise.

CHEMIGATION SPRINKLER CHEMIGATION SYSTEMS CONNECTED TO PUBLIC WATER SYSTEMS

Public water system means a system for the provision to the public of piped water for human consumption if such system has at least 15 service connections or regularly serves an average of at least 25 individuals daily at least 60 days out of the year. Chemigation systems connected to public water systems must contain a functional, reduced-pressure zone, backflow preventer (RPZ), or the functional equivalent in the water supply line upstream from the point of pesticide introduction. As an option to the RPZ, the water from the public water system should be discharged into a reservoir tank prior to pesticide introduction. There shall be a complete physical break (air gap) between the outlet end of the fill pipe and the top or overflow rim of the reservoir tank of at least twice the inside diameter of the fill pipe. In addition, all directions and requirements specified for SPRINKLER OR DRIP CHEMIGATION SYSTEMS must be followed.

SPRINKLER OR DRIP CHEMIGATION SYSTEMS

The system must contain a functional check valve, vacuum relief valve, and low pressure drain appropriately located on the irrigation pipeline to prevent water source contamination from backflow. The pesticide injection pipeline must contain a functional, automatic, quick-closing check valve to prevent the flow of fluid back toward the injection pump. The pesticide injection pipeline must also contain a functional, normally closed, solenoid-operated valve located on the intake side of the injection pump and connected to the system interlock to prevent fluid from being withdrawn from the supply tank when the irrigation system is either automatically or manually shut down. The system must contain functional interlocking controls to automatically shut off the pesticide injection pump when the water pump motor stops, or in cases where there is no water pump, when the water pressure decreases to the point where pesticide distribution is adversely affected. Systems must use a metering pump, such as a positive displacement injection pump (e.g., diaphragm pump) effectively designed and constructed of materials that are compatible with pesticides and capable of being fitted with a system interlock. Do not apply when wind speed favors drift beyond the area intended for treatment. BOTRAN P 5F should be injected at the end of the irrigation cycle or as a separate application. Stop injection equipment after treatment is completed and continue to operate irrigation system until all BOTRAN P 5F has been cleared from the last emitter.

STORAGE AND DISPOSAL

DO NOT contaminate water, food or feed by storage or disposal.

PESTICIDE STORAGE: Store in original container and keep closed. Store in a cool, dry place.

PESTICIDE DISPOSAL: Wastes resulting from the use of this product may be disposed of on site or at an approved waste disposal facility.

CONTAINER DISPOSAL: Nonrefillable container. Do not reuse or refill this container. Clean container promptly after emptying. Triple rinse as follows: Empty the remaining contents into application equipment or a mix tank and drain for 10 seconds after the flow begins to drip. Fill the container ¼ full with water and recap. Shake for 10 seconds. Pour rinsate into application equipment or a mix tank or store rinsate for later use or disposal. Drain for 10 seconds after the flow begins to drip. Repeat this procedure two more times. Then offer for recycling if available or puncture and dispose of in a sanitary landfill or by incineration or if allowed by State and local authorities by burning. If burned stay out of smoke.

Mini-Bulk Containers: Refillable container. Refill this container with pesticide only. Do not reuse this container for any other purpose. Cleaning the container before final disposal is the responsibility of the person disposing of the container. Cleaning before refilling is the responsibility of the refiller. To clean the container before final disposal, empty the remaining contents from this container into application equipment or mix tank. Fill the container about 10 percent full with water. Agitate vigorously or recirculate water with the pump for 2 minutes. Pour or pump rinsate into application equipment or rinsate collection system. Repeat this rinsing procedure two more times.

FOR 24-HOUR EMERGENCY ASSISTANCE (SPILL, LEAK OR FIRE), CALL CHEMTREC® (800) 424-9300.

For other product information contact Gowan Company or see Material Safety Data Sheet

NOTICE OF CONDITIONS OF SALE AND WARRANTY AND LIABILITY LIMITATIONS

Important: Read the entire Directions for Use and Notice of Conditions of Sale and Warranty and Liability Limitations before using this product. If terms are not acceptable return the unopened container for a full refund.

Our directions for use of this product are based on tests believed to be reliable. However, it is impossible to eliminate all risk associated with the use of this product. Crop injury, inadequate performance, or other unintended consequences may result due to soil or weather conditions, off target movement, presence of other materials, method of use or application, and other factors, all of which are beyond the control of Gowan Company. To the extent consistent with applicable law, all such risks are assumed by the Buyer and User.

Gowan Company warrants that this product conforms to the specifications on the label when used in strict conformance with Direction for Use, subject to the above stated risk limitations. TO THE EXTENT CONSISTENT WITH APPLICABLE LAW, GOWAN COMPANY MAKES NO OTHER EXPRESS OR IMPLIED WARRANTY OF MERCHANTABILITY OR FITNESS FOR A PARTICULAR PURPOSE NOR ANY OTHER EXPRESS OR IMPLIED WARRANTY

TO THE FULLEST EXTENT PERMITTED BY LAW, GOWAN COMPANY'S EXCLUSIVE LIABILITY FOR ANY AND ALL LOSSES, INJURIES OR DAMAGES RESULTING FROM THE USE OR HANDLING OF THIS PRODUCT WHETHER IN CONTRACT, WARRANTY, TORT, NEGLIGENCE, OR ANY OTHER LEGAL THEORY IS STRICTLY LIMITED TO THE PURCHASE PRICE PAID OR REPLACEMENT OF PRODUCT, AT GOWAN COMPANY'S SOLE DISCRETION.

BOTRAN® is a registered trademark of Gowan Company, LLC.
Chemtrec® is a registered trademark of American Chemistry Council, Inc.

EPA TEXT Pending: BOTRAN P 5F (to EPA 5-9-13)