

10163-281

7/13/2010

10/10



UNITED STATES ENVIRONMENTAL PROTECTION AGENCY  
Washington, D.C. 20460

OFFICE OF  
CHEMICAL SAFETY AND  
POLLUTION PREVENTION

Kyla S. Smith  
Gowan Company  
P.O. Box 5569  
Yuma, AZ 85366

JUL 13 2010

Subject: Label Amendment (add idle and fallow use)  
Eptam 20-G Granules  
EPA Reg. No. 10163-281  
Application Dated June 21, 2010

Dear Ms. Smith:

The labeling referred to above, submitted in connection with registration under the Federal Insecticide, Fungicide, and Rodenticide Act (FIFRA), as amended, is acceptable, provided you make the following changes:

1. On page 3, make the following changes in **bold**:
  - a. "GENERAL INFORMATION" to "**PRODUCT INFORMATION**"
  - b. "Eptam 20-G **must** be used only for **specified** purposes and at **specified** rates (DO NOT OVERDOSE)."
  - c. "Use equipment which has proven to incorporate thoroughly to the **specified** depth."
  - d. "Eptam 20-G is **directed** for use on mineral soils only."
  - e. "General Use Precautions" to "**Use Restrictions**".
  - f. "Uniformly apply the **specified** rate using equipment designed for application of granular herbicides."
  - g. "Avoid overlaps that will increase Eptam 20-G dosage above **specified** rates as plant injury may occur."
2. On page 5, change text to read "IMPORTANT: The following **directions** are national or regional. National **directions** are for all regions. Regional **directions** are limited to the regions specified. Refer to the regional map below to determine your 20-G region."
3. On page 7, make the following changes in **bold**:
  - a. Pesticide Disposal statement to "Wastes resulting from the use of this product **must** be disposed of on site or at an approved waste disposal facility."
  - b. "Our **directions** for use of this product are based on tests believed to be reliable."

20910

Page 2 of 2  
EPA Reg. No. 10163-281

- c. **"TO THE EXTENT CONSISTENT WITH APPLICABLE LAW, GOWAN COMPANY MAKES NO OTHER EXPRESS OR IMPLIED WARRANTY..."**
- d. **"TO THE EXTENT CONSISTENT WITH APPLICABLE LAW, GOWAN COMPANY'S EXCLUSIVE LIABILITY FOR ANY AND ALL LOSSES..."**

A stamped copy of your label is enclosed for your records. This label supercedes all previously accepted labels. You must submit one (1) copy of the final printed label before you release the product for shipment. Products shipped after eighteen (18) months from the date of this letter or the next printing of the label, whichever occurs first, must bear the new revised label. If these conditions are not complied with, the registration will be subject to cancellation in accordance with FIFRA §6(e). Your release for shipment of the product constitutes acceptance of these conditions.

Sincerely,

*Jim Tompkins for*

Jim Tompkins  
Product Manager 25  
Herbicide Branch  
Registration Division (7505P)

3010

# Eptam® 20-G Granules

## A selective herbicide

### ACTIVE INGREDIENT:

EPTC: S-ethyl dipropylthiocarbamate..... 20.0%

### OTHER INGREDIENTS:

ACCEPTED..... 80.0%

**TOTAL 100.0%**

with COMMENTS  
in EPA Letter Dated

JUL 13 2010

Contains 20 lbs. active ingredient per 100 lbs.

Under the Federal Insecticide,  
Fungicide, and Rodenticide Act  
as amended, for the pesticide  
registered under EPA Reg. No.

### KEEP OUT OF REACH OF CHILDREN CAUTION

10163-281		FIRST AID	
If on skin or clothing		•	Take off contaminated clothing.
		•	Rinse skin immediately with plenty of water for 15-20 minutes.
		•	Call a poison control center or doctor for treatment advice.
If in eyes		•	Hold eye open and rinse slowly and gently with water for 15-20 minutes.
		•	Remove contact lenses, if present, after the first 5 minutes, then continue rinsing eye.
		•	Call a poison control center or doctor for treatment advice.
If inhaled		•	Move person to fresh air.
		•	If person is not breathing, call 911 or an ambulance, then give artificial respiration, preferably by mouth-to-mouth, if possible.
		•	Call a poison control center or doctor for further treatment advice.
If swallowed		•	Call a poison control center or doctor immediately for treatment advice.
		•	Have person sip a glass of water if able to swallow.
		•	Do not induce vomiting unless told to do so by the poison control center or doctor.
		•	Do not give anything by mouth to an unconscious person.
<b>Note to Physician</b>			
Probable mucosal damage may contraindicate the use of gastric lavage.			
This product contains EPTC, a thiocarbamate that inhibits cholinesterase. If symptoms of cholinesterase inhibition are present, atropine by injection is antidotal. Pralidoxime chloride (2-PAM) is NOT recommended as an antidote for this compound. Thiocarbamates have been shown in laboratory animals to cause a disulfiram (Antabuse) -type reaction in combination with alcohol.			
Have the product container or label with you when calling a poison control center or doctor, or going for treatment.			
<b>HOT LINE NUMBER</b>			
For Medical Emergencies Involving This Product, Call Toll Free: 1-888-478-0798			

### PRECAUTIONARY STATEMENTS Hazards to Humans and Domestic Animals CAUTION

Harmful if absorbed through the skin or inhaled. Causes moderate eye irritation. Avoid contact with eyes, skin, or clothing. Avoid breathing dust

**IMPORTANT**  
RECALIBRATE YOUR EQUIPMENT FOR THIS PRODUCT BEFORE USING.  
FOR USE BY LICENSED APPLICATORS ONLY.

**ATTENTION:** This product contains a chemical known to the State of California to cause Birth Defects or other reproductive harm.

## NET CONTENTS \_\_\_\_\_ POUNDS

EPA Reg. No. 10163-281  
EPA Est. No.



Produced For:  
Gowan Company  
P.O. Box 5569  
Yuma, Arizona 85366-5569

4010

### PERSONAL PROTECTIVE EQUIPMENT (PPE)

Some materials that are chemical-resistant to this product are listed below. If you want more options, follow the instructions for category A on an EPA chemical resistance category selection chart.

Applicators and other handlers (except when using a belly grinder) must wear:

- Long-sleeved shirt and long pants
- Chemical-resistant gloves, such as barrier laminate or nitrile gloves or neoprene rubber or Viton
- Shoes and socks

In addition to the above PPE, Applicators using a push-type spreader must wear:

- Chemical-resistant gloves such as barrier laminate, butyl rubber, nitrile rubber, neoprene rubber, natural rubber, polyethylene or polyvinyl chloride (PVC), or Viton

In addition to the above PPE, Loaders supporting aerial applications must wear a NIOSH approved respirator with:

- an organic-vapor removing cartridge with a prefilter approved for pesticides (MSHA/NIOSH approval number prefix TC-23C), or
- a canister approved for pesticides (MSHA/NIOSH approval number prefix TC-14G), or
- a NIOSH approved respirator with an (OV) cartridge, or
- a canister with any N, R, P, or HE prefilter.

Applicators using a belly grinder (hand-held broadcast spreader) must wear:

- Coveralls over long-sleeved shirt and long pants
- Chemical-resistant gloves such as barrier laminate, butyl rubber, nitrile rubber, neoprene rubber, natural rubber, polyethylene or polyvinyl chloride (PVC), or Viton
- Chemical-resistant footwear and socks

Follow manufacturer's instructions for cleaning/maintaining PPE. If no such instructions for washables, use detergent and hot water. Keep and wash PPE separately from other laundry.

Discard clothing or other absorbent materials that have been drenched or heavily contaminated with this product's concentrate. Do not reuse them.

**In California, refer to the supplemental label for additional mitigation measures for Handlers and Applicators.**

### ENGINEERING CONTROLS

Aerial applicators must be in an enclosed cockpit.

When handlers use closed systems or enclosed cabs in a manner that meets the requirements listed in the Worker Protection Standard (WPS) for agricultural pesticides [40 CFR 170.240(d)(4-5)], the handler PPE requirements may be reduced or modified as specified in the WPS.

### USER SAFETY RECOMMENDATIONS

Users should:

- Wash hands before eating, drinking, chewing gum, using tobacco, or using the toilet.
- Remove clothing/PPE immediately if pesticide gets inside. Then wash thoroughly and put on clean clothing.
- Remove PPE immediately after handling this product. Wash the outside of gloves before removing. As soon as possible, wash thoroughly and change into clean clothing.

### ENVIRONMENTAL HAZARDS


This chemical is toxic to mammals. Do not apply directly to water, or to area where water is present, or to intertidal areas below the mean high water mark. Do not contaminate water when cleaning equipment or disposing of equipment wash waters.

### DIRECTIONS FOR USE

It is a violation of federal law to use this product in a manner inconsistent with its labeling.

Do not apply this product in a way that will contact workers or other persons, either directly or through drift. Only protected handlers may be in the area during application. For any requirements specific to your State or Tribe, consult the agency responsible for pesticide regulation.

**In California, refer to the supplemental label for additional mitigation measures for Handlers and Applicators.**



**AGRICULTURAL USE REQUIREMENTS**

Use this product only in accordance with its labeling and with the Worker Protection Standard, 40 CFR part 170. This Standard contains requirements for the protection of agricultural workers on farms, forests, nurseries, and greenhouses, and handlers of agricultural pesticides. It contains requirements for training, decontamination, notification, and emergency assistance. It also contains specific instructions and exceptions pertaining to the statements on this label about personal protective equipment (PPE) and restricted-entry interval. The requirements in this box only apply to uses of this product that are covered by the Worker Protection Standard.

**Do not enter or allow worker entry into treated areas during the restricted entry interval (REI) of 12 hours.** Exception: If the product is soil-injected or soil-incorporated, the Worker Protection Standard, under certain circumstances, allows workers to enter the treated area if there will be no contact with anything that has been treated.

PPE required for early entry to treated areas that is permitted under the Worker Protection Standard and that involves contact with anything that has been treated, such as plants, soil, or water, is:

- Coveralls
- Chemical-resistant gloves, such as barrier laminate or nitrile gloves or neoprene rubber or viton
- Shoes plus socks

**GENERAL INFORMATION**

Eptam 20-G granules is a selective herbicide which is mixed (incorporated) into the soil for control of weeds listed on this label. Eptam 20-G controls weeds as their seeds germinate by interfering with normal germination and seedling development. It does not control established weeds.

**General Use Precautions**

**FAILURE TO FOLLOW DIRECTIONS AND PRECAUTIONS ON THIS LABEL MAY RESULT IN CROP INJURY, POOR WEED CONTROL, OR ILLEGAL RESIDUES.**

Eptam 20-G should be used only for recommended purposes and at recommended rates (DO NOT OVERDOSE). Recalibrate your application equipment for this product before using.

Applied according to directions and under normal growing conditions, Eptam 20-G will not harm the treated crop. However, during germination and early growth, extended periods of unusually cold and wet or hot and dry weather, insect, nematode, or plant disease attack, carryover pesticide residues, the use of certain soil applied systemic insecticides, highly saline or alkaline soil conditions, improperly placed fertilizers or soil insecticides may create abnormal conditions that weaken crop seedlings. Used under these abnormal conditions, Eptam 20-G could result in crop injury.

Use equipment which has proven to incorporate thoroughly to the recommended depth.

Do not contaminate water to be used on susceptible crops or for domestic purposes.

Eptam 20-G is recommended for use on mineral soils only.

When applied according to directions and under conditions for normal crop growth, no harmful residues should remain beyond harvest.

Do not apply prior to preirrigation.

Keep container closed when not in use. Do not store near seeds or fertilizers.

Do not apply this product in a manner that allows it to drift from the application target site and/or cause harm to humans, animals, or other non-target sites.

**APPLICATION DIRECTIONS**

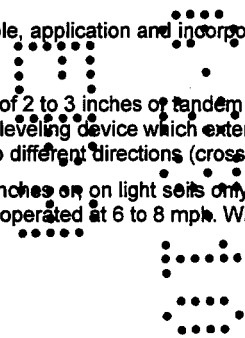
Apply only to well-worked soil that is dry enough to permit thorough mixing with incorporation equipment. Uniformly apply the recommended rate using equipment designed for application of granular herbicides. Equipment should be carefully calibrated before use and checked frequently during application to be sure it is working properly and delivering a uniform distribution pattern. Avoid overlaps that will increase Eptam 20-G dosage above recommended rates as plant injury may occur.

**Incorporation Directions**

Eptam 20-G must be incorporated into the soil immediately to prevent loss of the herbicide. Whenever possible, application and incorporation should be done in the same operation.

**Soil Mixing (Incorporation) Before Planting:** Use power-driven cultivation equipment set to cut to a depth of 2 to 3 inches of tandem disc set to cut to a depth of 4 to 6 inches, operated at 4 to 6 mph, followed by a spike-tooth harrow or some other leveling device which extends beyond the ends of the disc. For more thorough mixing (for perennial grasses and in heavier soils) disc in two different directions (cross disc).

**Incorporation At Or After Planting:** Use power-driven cultivation equipment set to cut to a depth of 2 to 3 inches on light soils only, ground-driven tillers (rolling cultivators, rotary hoe, row wheels, etc.) set to cut to a depth of 1-1/2 inches and operated at 6 to 8 mph. When



60210

using ground-driven tillers, precultivate if soil is crusted. When incorporating after planting, care must be taken not to disturb the crop seed or seedling.

**Irrigation:** Eptam 20-G can be incorporated with irrigation water. Incorporate immediately using flood or sprinkler irrigation systems. Apply enough water to wet soil to minimum of 3-4" depth.

**Planting Directions**

For preplant applications, seeding should be done as soon as possible after treatment to obtain a maximum period of weed control.

**Cultural Practices Following Application**

Eptam 20-G is not persistent in the soil and susceptible weeds germinating later during the growing season may not be controlled. Shallow cultivation may be necessary to control these susceptible weeds that escape control by Eptam 20-G as well as those weeds not susceptible to Eptam 20-G. Do not cultivate deeper than the depth of the herbicide incorporation.

**Weeds Controlled**

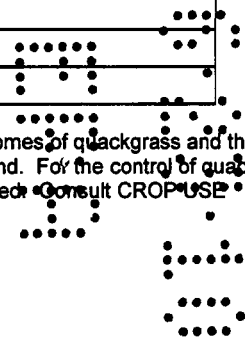
Eptam 20-G will not control established weeds.

<b>Annual Grasses</b>	
<b>Common Name</b>	<b>Scientific Name</b>
Annual Bluegrass	<i>Poa annua</i>
Annual Ryegrass (Italian Ryegrass)	<i>Lolium multiflorum</i>
Barnyardgrass (Watergrass, Junglerice)	<i>Echinochloa</i> spp.
Crabgrass	<i>Digitaria</i> spp.
Field Sandbur	<i>Cenchrus pauciflorus</i>
Giant Foxtail	<i>Setaria faberi</i>
Goosegrass	<i>Eleusine indica</i>
Green Foxtail	<i>Setaria viridis</i>
Johnsongrass Seedlings	<i>Sorghum halepense</i>
Wildcane (Shattercane, Black amercane, Chicken-corn, Shattercane)	<i>Sorghum bicolor</i>
Volunteer Grains (Barley, Oats, Wheat)	
Wild Oats	<i>Avena fatua</i>
Yellow Foxtail	<i>Setaria glauca</i>
<b>Annual Broadleaf Weeds</b>	
Black Nightshade	<i>Solanum nigrum</i>
Common Chickweed	<i>Stellaria media</i>
Common Lambsquarters	<i>Chenopodium album</i>
Com Spurry	<i>Spergula arvensis</i>
Deadnettle (Henbit)	<i>Lamium amplexicaule</i>
Florida Pusley	<i>Richardia scabra</i>
Hairy Nightshade	<i>Solanum villosum</i>
Nettleleaf Goosefoot	<i>Chenopodium murale</i>
Purslane, Common	<i>Portulaca oleracea</i>
Prostrate Pigweed	<i>Amaranthus graecizans</i>
Redroot Pigweed (Common Pigweed)	<i>Amaranthus retroflexus</i>
Tumble Pigweed	<i>Amaranthus albus</i>

The annual broadleaf weeds listed above will be controlled only if treatment is made when conditions are favorable for weed germination and growth.

<b>Perennial Weeds</b>	
<b>Common Name</b>	<b>Scientific Name</b>
Bermudagrass	<i>Cynodon dactylon</i>
Purple Nutsedge (Nutgrass)	<i>Cyperus rotundus</i>
Quackgrass (Couchgrass, Witchgrass)	<i>Agropyron repens</i>
Yellow Nutsedge (Nutgrass)	<i>Cyperus esculentus</i>

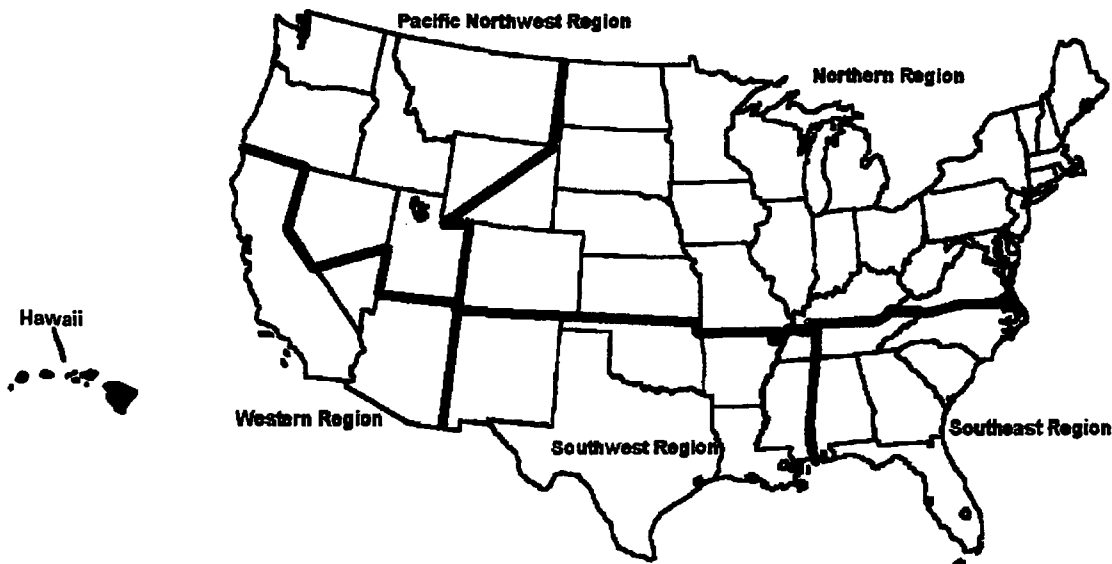
Perennial weeds must be turned under and chopped up thoroughly prior to treatment. The underground rhizomes of quackgrass and the rhizomes and stolons of bermudagrass must be cut up thoroughly so that four or less nodes remain on a strand. For the control of quackgrass and bermudagrass, the disc must be set to cut 6 inches deep and the higher rates of Eptam 20-G must be used. Consult CROP USE DIRECTIONS for crops on which the higher rates may be used.



**CROP USE DIRECTIONS**

These directions are given as broadcast (overall) rates of Eptam 20-G per acre. For band treatment, use proportionately less material per acre depending on the width of band to be treated and the crop row spacing. Do not apply Eptam 20-G on rocky ground because thorough incorporation is not possible.

**IMPORTANT:** The following recommendations are national or regional. National recommendations are for all regions. Regional recommendations are limited to the regions specified. Refer to the regional map below to determine your 20-G region.



**Alfalfa, Birdsfoot Trefoil, Clover, Lespedeza - New Seedlings**

Temporary crop stunting and sealing of first leaves will occur if conditions for germination and crop growth are not good. Do not use Eptam 20-G if a grass or grain nurse crop is to be planted with the legume.

**National:** For control of annual grasses, broadleaf weeds, and nutsedge, apply and incorporate 15 pounds of Eptam 20-G per acre just before planting.

**Northern, Pacific Northwest, and Western Regions Only:** Apply 20 pounds Eptam 20-G per acre for quackgrass suppression and for control of nutsedge, annual broadleaf weeds and annual grasses in medium and fine textured soils. Do not exceed 15 pounds Eptam 20-G per acre in coarse textured soils.

**Alfalfa - Established**

**Forage: Ground or Aerial**

For control of annual weeds and suppression of perennial weeds, apply 10 to 15 pounds Eptam 20-G per acre to established alfalfa and incorporate with irrigation. Do not exceed 15 pounds per acre Eptam 20-G in any single application or 60 pounds Eptam 20-G per acre per year. Make a maximum of one (1) application per cutting. Do not harvest alfalfa forage within 14 days of application.

**Seed: Ground or Aerial**

For control of annual weeds and suppression of perennial weeds, apply 10 to 15 pounds Eptam 20-G per acre to established alfalfa and incorporate with irrigation. Do not exceed 15 pounds Eptam 20-G per acre in any single application or 60 pounds Eptam 20-G per acre per year. Make a maximum of one (1) application per cutting or per 30-day interval. Do not apply within 14 days of harvest.

Apply Eptam 20-G to established alfalfa using properly calibrated ground or aerial application equipment. Apply to dry soil free from incidental dew and moisture.

Incorporate immediately after application using flood or sprinkler irrigation systems. Apply enough water to wet the soil to a minimum of 3 to 4 inch depth.

**Beans, Green or Dry**

Do not use Eptam 20-G on cowpeas (blackeye peas, blackeye beans), soybeans, adzuki beans, lima beans, or other flat-podded beans, except romano. Under abnormal weather conditions, stunting may occur on gratiot, michilite, sanilac, and seaway varieties. Do not exceed the

80A 10

15 pounds per acre rate on small white beans, or on green beans grown on coarse textured soils.

Apply and incorporate Eptam 20-G just before planting, immediately after planting, or at the time of last cultivation. If applied before planting, rotary hoe during or shortly after emergence of the beans to break any crust which occurs. If applied at the time of last cultivation, apply to the soil before bean pods start to form, and do not feed or pasture vines to livestock within 45 days after application.

**National:** Use 15 pounds Eptam 20-G per acre for nutsedge, annual grass, and broadleaf weed control.

**Northern and Pacific Northwest Regions Only:** Use 20 pounds of Eptam 20-G per acre for quackgrass suppression and for control of seedling johnsongrass, nutsedge, annual broadleaf weeds, and annual grasses in medium and fine textured soils.

**Fall Application (Dry Beans: Minnesota, North Dakota Only):** Apply and incorporate in the late fall before the ground freezes. Use 20 pounds Eptam 20-G per acre on coarse textured soils and 22½ pounds per acre on medium and fine textured soils.

**Citrus, Nursery Stock and Young Field Plantings (Nonbearing Orange and Grapefruit Groves)**

**National:** After lining out, apply 15 to 30 pounds of Eptam 20-G per acre to the soil and incorporate with cultivation equipment such as a tree hoe or rotary hoe.

**Conifer Nursery Stock (Two-year Old Lining out Stock of Austrian Pine, Eastern Hemlock, Norway Pine, Red Pine, Scotch Pine, White Pine)**

**National:** Apply and incorporate 15 pounds of Eptam 20-G per acre just before planting or over well-established plants. For control of quackgrass, heavy infestations of nutsedge, and annual broadleaf weeds, apply and incorporate 30 pounds of Eptam 20-G per acre.

**Corn (Field, Silage, and Sweet)**

Corn is susceptible to injury from Eptam 20-G. Do not use on milo or sorghum. Do not use on corn seed stock. Plant corn to a maximum depth of 2 inches.

**Pacific Northwest Region Only:**

**Preplant Incorporation:** Apply and incorporate 10 pounds of Eptam 20-G per acre just before planting.

**Northern and Southeastern Regions Only:**

**Preemergence Incorporation:** (For use only in areas where johnsongrass seedlings and wildcane are problems. Plant corn. Apply 10 to 15 pounds Eptam 20-G per acre over the planted crop. Use the higher rate if broadleaf weeds are a problem. Use rotary hoe type equipment to incorporate Eptam 20-G into the soil to a maximum depth of 1-1/2 inches.

**Idle and Fallow Ground**

**National:** For best control of nutsedge, soil must have enough moisture for tuber sprouting. Allow 10-14 days for nutsedge tuber sprouting to occur, and then lightly till to destroy shoots and dry the soil surface. Apply and incorporate up to 30 pounds of Eptam 20-G to prevent volatilization, immediately incorporate into soil to a depth of approximately 2-4 inches. If possible use a leveling device behind the incorporating equipment to leave soil surface as smooth as possible. Field traffic, excessive rainfall or irrigation and other soil disturbances will reduce the level of nutsedge suppression. To avoid injury to following crops, irrigating at least 30 days prior to planting is recommended. Do not plant crops not on the Eptam 20-G label for 45 days after application.

**Potatoes, Irish**

**Preplant**

**Southeast, Southwest, and Western Regions Only:** Apply and incorporate 15 pounds Eptam 20-G per acre.

**Northern and Pacific Northwest Regions Only:** For annual grasses and broadleaf weeds, use 15 to 30 pounds Eptam 20-G per acre. For quackgrass suppression (or control) and control of nutsedge, annual broadleaf weeds, and annual grasses in fine textured soils, use 20 to 30 pounds per acre.

or

**Drag-off (Come Up, Weeding Time)**

The field must first be "dragged-off" followed by Eptam 20-G application and incorporation. Use spike-tooth harrows or cultivation equipment for incorporation.

**National:** For annual grasses and broadleaf weeds, use 15 pounds of Eptam 20-G per acre.

**Northern and Pacific Northwest Regions Only:** For control of nutsedge, annual grasses and broadleaf weeds in medium and fine textured soils, use 20 to 30 pounds Eptam 20-G per acre.

**Layby**

Apply after a clean cultivation. Apply when vines are dry and use cloth drag to knock granules off plant. Do not apply within 45 days of harvest.

**Southeast, Southwest, and Western Regions Only:** Apply and incorporate 15 pounds Eptam 20-G per acre.



**Northern and Pacific Northwest Regions Only:** Apply to the soil and incorporate 15 to 20 pounds Eptam 20-G per acre after the potato plants have emerged.

**Fall Application (Minnesota, North Dakota):** Apply and incorporate in the late fall before the ground freezes. Use 20 pounds Eptam 20-G per acre on coarse textured soils and 22½ pounds per acre on medium and fine textured soils.

#### **Safflower**

**National:** Apply and incorporate 15 pounds Eptam 20-G per acre just before planting.

#### **Sugar Beets**

**National (Post-Thinning):** Apply and incorporate 15 pounds of Eptam 20-G per acre after thinning and clean cultivation and incorporate to a depth of 2 to 3 inches.

**Fall Application (Minnesota, North Dakota):** Apply and incorporate in the late fall before the ground freezes. Use 20 pounds Eptam 20-G per acre on coarse textured soils and 22½ pounds per acre on medium and fine textured soils.

#### **Sunflowers**

**Spring Application (Colorado, Kansas, Minnesota, Nebraska, North Dakota, South Dakota):** Apply and incorporate 10 to 15 pounds Eptam 20-G per acre just before planting. Use the lowest rate on lighter soil.

or

**Fall Application (Minnesota, North Dakota):** Apply and incorporate in the late fall before the ground freezes. Use 20 pounds Eptam 20-G per acre on coarse textured soils and 22½ pounds per acre on medium and fine textured soils.

#### **STORAGE AND DISPOSAL**

Do not contaminate water, food, or feed by storage or disposal. Open dumping is prohibited.

##### **Pesticide Storage**

Keep container closed when not in use. Store in a cool, dry place. Do not store near seeds, fertilizers, or foodstuffs.

##### **Pesticide Disposal**

Wastes resulting from the use of this product may be disposed of on site or at an approved waste disposal facility.

**Container Disposal** Nonrefillable container. Do not reuse or refill this container. Offer for recycling, if available. Completely empty bag into application equipment; then dispose of empty bag in a sanitary landfill or by incineration, or, if allowed by State and local authorities, by burning. If burned, stay out of smoke.

**FOR 24-HOUR EMERGENCY ASSISTANCE (SPILL, LEAK OR FIRE), CALL CHEMTREC (800) 424-9300.  
For other product information, contact Gowan Company or see Material Safety Data Sheet.**

#### **NOTICE OF CONDITIONS OF SALE AND WARRANTY AND LIABILITY LIMITATIONS**

**Important:** Read the entire Directions for Use and Notice of Conditions of Sale and Warranty and Liability Limitations before using this product. If terms are not acceptable return the unopened container for a full refund.

Our recommendations for use of this product are based on tests believed to be reliable. However, it is impossible to eliminate all risk associated with the use of this product. Crop injury, inadequate performance, or other unintended consequences may result due to soil or weather conditions, off target movement, presence of other materials, method of use or application, and other factors, all of which are beyond the control of Gowan Company. To the extent consistent with applicable law, all such risks are assumed by the Buyer and User.

Gowan Company warrants that this product conforms to the specifications on the label when used in strict conformance with Direction for Use, subject to the above stated risk limitations. **GOWAN COMPANY MAKES NO OTHER EXPRESS OR IMPLIED WARRANTY OF MERCHANTABILITY OR FITNESS FOR A PARTICULAR PURPOSE NOR ANY OTHER EXPRESS OR IMPLIED WARRANTY**

**TO THE FULLEST EXTENT PERMITTED BY LAW, GOWAN COMPANY'S EXCLUSIVE LIABILITY FOR ANY AND ALL LOSSES, INJURIES OR DAMAGES RESULTING FROM THE USE OR HANDLING OF THIS PRODUCT WHETHER IN CONTRACT, WARRANTY, TORT, NEGLIGENCE, OR ANY OTHER LEGAL THEORY IS STRICTLY LIMITED TO THE PURCHASE PRICE PAID OR REPLACEMENT OF PRODUCT, AT GOWAN COMPANY'S SOLE DISCRETION.**

Eptam® is a registered trademark of Gowan Company, L.L.C.  
Chemtrec® is a registered trademark of American Chemistry Council, Inc.

**SUPPLEMENTAL LABEL FOR USE IN CALIFORNIA ONLY**

**Additional Mitigation Measures for Handlers and Applicators in California**

# **Eptam® 20-G Granules**

*A selective herbicide*

## **DIRECTIONS FOR USE**

**It is a violation of federal law to use this product in a manner inconsistent with its labeling.**

In addition to the existing personal protective equipment (PPE) on the EPTAM 20-G label, the mitigation measures outlined below must be complied with in California:

**HANDLERS** (loaders, flaggers, and applicators, except pilots)

- Coveralls and half-face respirators approved by the National Institute for Occupational Safety and Health (NIOSH) or Mine Safety and Health Administration (MSHA) must be worn in addition to the PPE on the EPTAM 20-G label.

**Limit mixing/loading of EPTAM 20-G to a maximum of 1000 pounds per handler per 21 day period, not to exceed 100 pounds per handler per day.**

**The operator of the property shall include in their Pesticide Use Records the name of the person(s) that handled the product for each application.**

**All applicable directions, restrictions and precautions on the EPA-registered label are to be followed.**

**This labeling must be in the possession of the user at the time of herbicide application.**

Eptam® is a registered trademark of a Gowan Company, L.L.C.

EPA Reg. No. 10163-281  
EPA Est. No.



Produced For:  
Gowan Company  
P. O. Box 5569  
Yuma, AZ 85366-5569

EPA Text Pending: Eptam 20-G 10163-281 (to EPA 6-21-10)