

10163-281

09/11/2009

1/11



UNITED STATES ENVIRONMENTAL PROTECTION AGENCY  
WASHINGTON, D.C. 20460

OFFICE OF  
PREVENTION, PESTICIDES AND  
TOXIC SUBSTANCES

SEP 11 2009

Ms Kyla S. Smith  
Gowan Company  
PO BOX 5569  
Yuma , AZ 85366

Subject: Label Notification(s) for Pesticide Registration Notice 2007-4

Dear Registrant:

The Agency is in receipt of your Application(s) for Pesticide Notification under Pesticide Registration Notice (PRN) 2007-4 dated August 14, 2009 for:

**EPA Registration 10163-281      Eptam 20-G**

The Registration Division (RD) has conducted a review of this request for applicability under PRN 2007-4 and finds that the label change(s) requested falls within the scope of PRN-2007-4. The label has been date-stamped "Notification" and will be placed in our records.

Please be reminded that 40 CFR Part 156.140(a)(4) requires that a batch code, lot number, or other code identifying the batch of the pesticide distributed and sold be placed on nonrefillable containers. The code may appear either on the label (and can be added by non-notification/PR Notice 98-10) or durably marked on the container itself.

If you have any questions, please contact me directly at 703-305-6249 or Banza Djapao of my staff at 703-305-7269.

Sincerely,

A handwritten signature in black ink, appearing to read "Linda Arrington".

Linda Arrington  
Notifications & Minor Formulations Team Leader  
Registration Division (7505P)  
Office of Pesticide Programs

2/11

Please read instructions on reverse before completing form.

Form Approved, OMB No. 2070-0060

Print Form



United States  
Environmental Protection Agency  
Washington, DC 20460

Registration  
 Amendment  
 Other

OPP Identifier Number

Application for Pesticide - Section I

1. Company/Product Number 10163-281	2. EPA Product Manager Jim Tompkins	3. Proposed Classification <input checked="" type="checkbox"/> None <input type="checkbox"/> Restricted
4. Company/Product (Name) Eptam 20-G	PM#	
5. Name and Address of Applicant (Include ZIP Code)  Gowan Company P.O. Box 5569, Yuma, AZ 85366  <input type="checkbox"/> Check if this is a new address	6. Expedited Review. In accordance with FIFRA Section 3(c)(3) (b)(i), my product is similar or identical in composition and labeling to: EPA Reg. No. _____ Product Name _____	

Section - II

<input type="checkbox"/> Amendment - Explain below.	<input type="checkbox"/> Final printed labels in response to Agency letter dated _____
<input type="checkbox"/> Resubmission in response to Agency letter dated _____	<input type="checkbox"/> "Me Too" Application.
<input checked="" type="checkbox"/> Notification - Explain below.	<input type="checkbox"/> Other - Explain below.

**NOTIFICATION**

SEP 11 2009

Explanation: Use additional page(s) if necessary. (For section I and Section II.)

Updated Storage and Disposal

Section - III

1. Material This Product Will Be Packaged In:				2. Type of Container	
Child-Resistant Packaging <input type="checkbox"/> Yes* <input checked="" type="checkbox"/> No	Unit Packaging <input checked="" type="checkbox"/> Yes <input type="checkbox"/> No	Water Soluble Packaging <input type="checkbox"/> Yes <input checked="" type="checkbox"/> No		<input type="checkbox"/> Metal	<input type="checkbox"/> Plastic
* Certification must be submitted	If "Yes" Unit Packaging wgt. 50lbs	No. per container	If "Yes" Package wgt	No. per container	<input checked="" type="checkbox"/> Glass
					<input type="checkbox"/> Paper
					Other (Specify) _____
3. Location of Net Contents Information <input type="checkbox"/> Label <input checked="" type="checkbox"/> Container		4. Size(s) Retail Container 50lbs		5. Location of Label Directions <input checked="" type="checkbox"/> On Label <input type="checkbox"/> On Labeling accompanying product	
6. Manner in Which Label is Affixed to Product <input checked="" type="checkbox"/> Lithograph <input type="checkbox"/> Paper glued <input type="checkbox"/> Stenciled			<input type="checkbox"/> Other _____		

Section - IV

1. Contact Point (Complete items directly below for identification of individual to be contacted, if necessary, to process this application.)		
Name Kyla S. Smith	Title Registration Specialist	Telephone No. (Include Area Code) 928-819-1531
Certification I certify that the statements I have made on this form and all attachments thereto are true, accurate and complete. I acknowledge that any knowingly false or misleading statement may be punishable by fine or imprisonment or both under applicable law.		8. Date Application Received (Stamped)
2. Signature 	3. Title Registration Specialist	
4. Typed Name Kyla S. Smith	5. Date 9-4-09	

August 14, 2009

U.S. EPA, Office of Pesticide Programs (7505P)  
Document Processing Desk (NOTIF)  
Attention: Jim Tompkins  
Room S-4900, One Potomac Yard (S. Bldg)  
2777 S. Crystal Drive  
Arlington, Virginia 22202-4501

RE: Eptam 20-G, EPA Reg. No. 10163-281 – Notification to update Storage and Disposal

Dear Mr. Tompkins:


Gowan Company submits the enclosed revised label. The above mentioned product has been updated in order to comply with the Storage and Disposal mandates per EPA PR Notice 2007-4. Enclosed are the following:

EPA form 8570-1, Application for Pesticide  
Eptam 20-G label (2 copies)

**Notification of label change per PR Notice 2007-4. This notification is consistent with the guidance in PR Notice 2007-4 and the requirements of EPA's regulations at 40 CFR §§ 156.10, 156.140, 156.144, 156.146, and 156.156. No other changes have been made to the labeling or the Confidential Statement of Formula for the product. I understand that it is a violation of 18 U.S.C. Sec. 1001 to willfully make any false statement to EPA. I further understand that if the amended label is not consistent with the requirements of 40 CFR §§ 156.10, 156.140, 156.144, 156.146, and 156.156, this product may be in violation of FIFRA and I may be subject to enforcement action and penalties under sections 12 and 14 of FIFRA.**

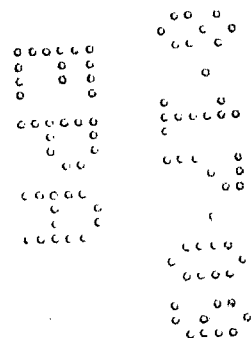
If you have any questions or concerns, please contact me via email at [kssmith1@gowanco.com](mailto:kssmith1@gowanco.com) or via phone (928) 819-1531.

Sincerely,



Kyla Smith,  
Registration Specialist

Enclosures



4/11

# Eptam® 20-G Granules

## A selective herbicide

**ACTIVE INGREDIENT:**

EPTC: S-ethyl dipropylthiocarbamate..... 20.0%

**OTHER INGREDIENTS:**.....

80.0%

**TOTAL** 100.0%

Contains 20 lbs. active ingredient per 100 lbs.

**NOTIFICATION**

**KEEP OUT OF REACH OF CHILDREN**

**SEP 11 2009**

**CAUTION**

FIRST AID	
<b>If on skin or clothing</b>	<ul style="list-style-type: none"> <li>Take off contaminated clothing.</li> <li>Rinse skin immediately with plenty of water for 15-20 minutes.</li> <li>Call a poison control center or doctor for treatment advice.</li> </ul>
<b>If in eyes</b>	<ul style="list-style-type: none"> <li>Hold eye open and rinse slowly and gently with water for 15-20 minutes.</li> <li>Remove contact lenses, if present, after the first 5 minutes, then continue rinsing eye.</li> <li>Call a poison control center or doctor for treatment advice.</li> </ul>
<b>If inhaled</b>	<ul style="list-style-type: none"> <li>Move person to fresh air.</li> <li>If person is not breathing, call 911 or an ambulance, then give artificial respiration, preferably by mouth-to-mouth, if possible.</li> <li>Call a poison control center or doctor for further treatment advice.</li> </ul>
<b>If swallowed</b>	<ul style="list-style-type: none"> <li>Call a poison control center or doctor immediately for treatment advice.</li> <li>Have person sip a glass of water if able to swallow.</li> <li>Do not induce vomiting unless told to do so by the poison control center or doctor.</li> <li>Do not give anything by mouth to an unconscious person.</li> </ul>
<p align="center"><b>Note to Physician</b></p> <p>Probable mucosal damage may contraindicate the use of gastric lavage. This product contains EPTC, a thiocarbamate that inhibits cholinesterase. If symptoms of cholinesterase inhibition are present, atropine by injection is antidotal. Pralidoxime chloride (2-PAM) is NOT recommended as an antidote for this compound. Thiocarbamates have been shown in laboratory animals to cause a disulfiram (Antabuse) -type reaction in combination with alcohol.</p> <p>Have the product container or label with you when calling a poison control center or doctor, or going for treatment.</p>	
<p align="center"><b>HOT LINE NUMBER</b></p> <p align="center">For Medical Emergencies Involving This Product, Call Toll Free: 1-888-478-0798</p>	

**PRECAUTIONARY STATEMENTS**  
Hazards to Humans and Domestic Animals  
**CAUTION**

Harmful if absorbed through the skin or inhaled. Causes moderate eye irritation. Avoid contact with eyes, skin, or clothing. Avoid breathing dust

**IMPORTANT**  
RECALIBRATE YOUR EQUIPMENT FOR THIS PRODUCT BEFORE USING.  
FOR USE BY LICENSED APPLICATORS ONLY.

**ATTENTION:** This product contains a chemical known to the State of California to cause Birth Defects or other reproductive harm.

**NET CONTENTS \_\_\_\_\_ POUNDS**

EPA Reg. No. 10163-281  
EPA Est. No.



Produced For:  
Gowan Company  
P.O. Box 5569  
Yuma, Arizona 85366-5569

**PERSONAL PROTECTIVE EQUIPMENT (PPE)**

Some materials that are chemical-resistant to this product are listed below. If you want more options, follow the instructions for category A on an EPA chemical resistance category selection chart.

Applicators and other handlers (except when using a belly grinder) must wear:

- Long-sleeved shirt and long pants
- Chemical-resistant gloves, such as barrier laminate or nitrile gloves or neoprene rubber or Viton
- Shoes and socks

In addition to the above PPE, Applicators using a push-type spreader must wear:

- Chemical-resistant gloves such as barrier laminate, butyl rubber, nitrile rubber, neoprene rubber, natural rubber, polyethylene or polyvinyl chloride (PVC), or Viton

In addition to the above PPE, Loaders supporting aerial applications must wear a NIOSH approved respirator with:

- an organic-vapor removing cartridge with a prefilter approved for pesticides (MSHA/NIOSH approval number prefix TC-23C), or
- a canister approved for pesticides (MSHA/NIOSH approval number prefix TC-14G), or
- a NIOSH approved respirator with an (OV) cartridge, or
- a canister with any N, R, P, or HE prefilter.

Applicators using a belly grinder (hand-held broadcast spreader) must wear:

- Coveralls over long-sleeved shirt and long pants
- Chemical-resistant gloves such as barrier laminate, butyl rubber, nitrile rubber, neoprene rubber, natural rubber, polyethylene or polyvinyl chloride (PVC), or Viton
- Chemical-resistant footwear and socks

Follow manufacturer's instructions for cleaning/maintaining PPE. If no such instructions for washables, use detergent and hot water. Keep and wash PPE separately from other laundry. Discard clothing or other absorbent materials that have been drenched or heavily contaminated with this product's concentrate. Do not reuse them.

In California, refer to the supplemental label for additional mitigation measures for Handlers and Applicators.

**ENGINEERING CONTROLS**

Aerial applicators must be in an enclosed cockpit.

When handlers use closed systems or enclosed cabs in a manner that meets the requirements listed in the Worker Protection Standard (WPS) for agricultural pesticides [40 CFR 170.240(d)(4-5)], the handler PPE requirements may be reduced or modified as specified in the WPS.

**USER SAFETY RECOMMENDATIONS**

Users should:

- Wash hands before eating, drinking, chewing gum, using tobacco, or using the toilet.
- Remove clothing/PPE immediately if pesticide gets inside. Then wash thoroughly and put on clean clothing.
- Remove PPE immediately after handling this product. Wash the outside of gloves before removing. As soon as possible, wash thoroughly and change into clean clothing.

**ENVIRONMENTAL HAZARDS**


This chemical is toxic to mammals. Do not apply directly to water, or to area where water is present, or to intertidal areas below the mean high water mark. Do not contaminate water when cleaning equipment or disposing of equipment wash waters.

**DIRECTIONS FOR USE**

It is a violation of federal law to use this product in a manner inconsistent with its labeling.

Do not apply this product in a way that will contact workers or other persons, either directly or through drift. Only protected handlers may be in the area during application. For any requirements specific to your State or Tribe, consult the agency responsible for pesticide regulation.

In California, refer to the supplemental label for additional mitigation measures for Handlers and Applicators.



6/11

**AGRICULTURAL USE REQUIREMENTS**

Use this product only in accordance with its labeling and with the Worker Protection Standard, 40 CFR part 170. This Standard contains requirements for the protection of agricultural workers on farms, forests, nurseries, and greenhouses, and handlers of agricultural pesticides. It contains requirements for training, decontamination, notification, and emergency assistance. It also contains specific instructions and exceptions pertaining to the statements on this label about personal protective equipment (PPE) and restricted-entry interval. The requirements in this box only apply to uses of this product that are covered by the Worker Protection Standard.

**Do not enter or allow worker entry into treated areas during the restricted entry interval (REI) of 12 hours.** Exception: If the product is soil-injected or soil-incorporated, the Worker Protection Standard, under certain circumstances, allows workers to enter the treated area if there will be no contact with anything that has been treated.

PPE required for early entry to treated areas that is permitted under the Worker Protection Standard and that involves contact with anything that has been treated, such as plants, soil, or water, is:

- Coveralls
- Chemical-resistant gloves, such as barrier laminate or nitrile gloves or neoprene rubber or viton
- Shoes plus socks

**GENERAL INFORMATION**

Eptam 20-G granules is a selective herbicide which is mixed (incorporated) into the soil for control of weeds listed on this label. Eptam 20-G controls weeds as their seeds germinate by interfering with normal germination and seedling development. It does not control established weeds.

**General Use Precautions**

**FAILURE TO FOLLOW DIRECTIONS AND PRECAUTIONS ON THIS LABEL MAY RESULT IN CROP INJURY, POOR WEED CONTROL, OR ILLEGAL RESIDUES.**

Eptam 20-G should be used only for recommended purposes and at recommended rates (DO NOT OVERDOSE). Recalibrate your application equipment for this product before using.

Applied according to directions and under normal growing conditions, Eptam 20-G will not harm the treated crop. However, during germination and early growth, extended periods of unusually cold and wet or hot and dry weather, insect, nematode, or plant disease attack, carryover pesticide residues, the use of certain soil applied systemic insecticides, highly saline or alkaline soil conditions, improperly placed fertilizers or soil insecticides may create abnormal conditions that weaken crop seedlings. Used under these abnormal conditions, Eptam 20-G could result in crop injury.

Use equipment which has proven to incorporate thoroughly to the recommended depth.

Do not contaminate water to be used on susceptible crops or for domestic purposes.

Eptam 20-G is recommended for use on mineral soils only.

When applied according to directions and under conditions for normal crop growth, no harmful residues should remain beyond harvest.

Do not apply prior to preirrigation.

Keep container closed when not in use. Do not store near seeds or fertilizers.

Do not apply this product in a manner that allows it to drift from the application target site and/or cause harm to humans, animals, or other non-target sites.

**APPLICATION DIRECTIONS**

Apply only to well-worked soil that is dry enough to permit thorough mixing with incorporation equipment. Uniformly apply the recommended rate using equipment designed for application of granular herbicides. Equipment should be carefully calibrated before use and checked frequently during application to be sure it is working properly and delivering a uniform distribution pattern. Avoid overlaps that will increase Eptam 20-G dosage above recommended rates as plant injury may occur.

**Incorporation Directions**

Eptam 20-G must be incorporated into the soil immediately to prevent loss of the herbicide. Whenever possible, application and incorporation should be done in the same operation.

**Soil Mixing (Incorporation) Before Planting:** Use power-driven cultivation equipment set to cut to a depth of 2 to 3 inches or tandem disc set to cut to a depth of 4 to 6 inches, operated at 4 to 6 mph, followed by a spike-tooth harrow or some other leveling device which extends beyond the ends of the disc. For more thorough mixing (for perennial grasses and in heavier soils) disc in two different directions (cross disc).

**Incorporation At Or After Planting:** Use power-driven cultivation equipment set to cut to a depth of 2 to 3 inches or, on light soils only, ground-driven tillers (rolling cultivators, rotary hoe, row wheels, etc.) set to cut to a depth of 1-1/2 inches and operated at 6 to 8 mph. When

using ground-driven tillers, precultivate if soil is crusted. When incorporating after planting, care must be taken not to disturb the crop seed or seedling.

**Irrigation:** Eptam 20-G can be incorporated with irrigation water. Incorporate immediately using flood or sprinkler irrigation systems. Apply enough water to wet soil to minimum of 3-4" depth.

**Planting Directions**

For preplant applications, seeding should be done as soon as possible after treatment to obtain a maximum period of weed control.

**Cultural Practices Following Application**

Eptam 20-G is not persistent in the soil and susceptible weeds germinating later during the growing season may not be controlled. Shallow cultivation may be necessary to control these susceptible weeds that escape control by Eptam 20-G as well as those weeds not susceptible to Eptam 20-G. Do not cultivate deeper than the depth of the herbicide incorporation.

**Weeds Controlled**

Eptam 20-G will not control established weeds.

<b>Annual Grasses</b>	
<b>Common Name</b>	<b>Scientific Name</b>
Annual Bluegrass	<i>Poa annua</i>
Annual Ryegrass (Italian Ryegrass)	<i>Lolium multiflorum</i>
Barnyardgrass (Watergrass, Junglerice)	<i>Echinochloa</i> spp.
Crabgrass	<i>Digitaria</i> spp.
Field Sandbur	<i>Cenchrus pauciflorus</i>
Giant Foxtail	<i>Setaria faberi</i>
Goosegrass	<i>Eleusine indica</i>
Green Foxtail	<i>Setaria viridis</i>
Johnsongrass Seedlings	<i>Sorghum halepense</i>
Wildcane (Shattercane, Black amercane, Chicken-corn, Shattercane)	<i>Sorghum bicolor</i>
Volunteer Grains (Barley, Oats, Wheat)	
Wild Oats	<i>Avena fatua</i>
Yellow Foxtail	<i>Setaria glauca</i>
<b>Annual Broadleaf Weeds</b>	
Black Nightshade	<i>Solanum nigrum</i>
Common Chickweed	<i>Stellaria media</i>
Common Lambsquarters	<i>Chenopodium album</i>
Corn Spurry	<i>Spergula arvensis</i>
Deadnettle (Henbit)	<i>Lamium amplexicaule</i>
Florida Pusley	<i>Richardia scabra</i>
Hairy Nightshade	<i>Solanum villosum</i>
Nettleleaf Goosefoot	<i>Chenopodium murale</i>
Purslane, Common	<i>Portulaca oleracea</i>
Prostrate Pigweed	<i>Amaranthus graecizans</i>
Redroot Pigweed (Common Pigweed)	<i>Amaranthus retroflexus</i>
Tumble Pigweed	<i>Amaranthus albus</i>

The annual broadleaf weeds listed above will be controlled only if treatment is made when conditions are favorable for weed germination and growth.

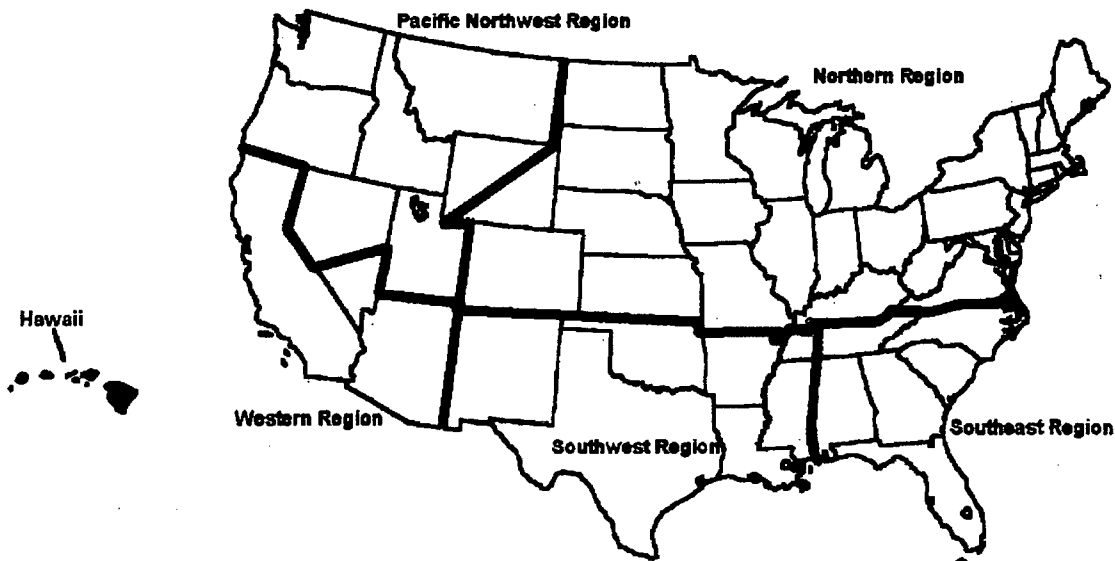
<b>Perennial Weeds</b>	
<b>Common Name</b>	<b>Scientific Name</b>
Bermudagrass	<i>Cynodon dactylon</i>
Purple Nutsedge (Nutgrass)	<i>Cyperus rotundus</i>
Quackgrass (Couchgrass, Witchgrass)	<i>Agropyron repens</i>
Yellow Nutsedge (Nutgrass)	<i>Cyperus esculentus</i>

Perennial weeds must be turned under and chopped up thoroughly prior to treatment. The underground rhizomes of quackgrass and the rhizomes and stolons of bermudagrass must be cut up thoroughly so that four or less nodes remain on a strand. For the control of quackgrass and bermudagrass, the disc must be set to cut 6 inches deep and the higher rates of Eptam 20-G must be used. Consult CROP USE DIRECTIONS for crops on which the higher rates may be used.

### CROP USE DIRECTIONS

These directions are given as broadcast (overall) rates of Eptam 20-G per acre. For band treatment, use proportionately less material per acre depending on the width of band to be treated and the crop row spacing. Do not apply Eptam 20-G on rocky ground because thorough incorporation is not possible.

**IMPORTANT:** The following recommendations are national or regional. National recommendations are for all regions. Regional recommendations are limited to the regions specified. Refer to the regional map below to determine your 20-G region.



#### Alfalfa, Birdsfoot Trefoil, Clover, Lespedeza - New Seedlings

Temporary crop stunting and sealing of first leaves will occur if conditions for germination and crop growth are not good. Do not use Eptam 20-G if a grass or grain nurse crop is to be planted with the legume.

**National:** For control of annual grasses, broadleaf weeds, and nutsedge, apply and incorporate 15 pounds of Eptam 20-G per acre just before planting.

**Northern, Pacific Northwest, and Western Regions Only:** Apply 20 pounds Eptam 20-G per acre for quackgrass suppression and for control of nutsedge, annual broadleaf weeds and annual grasses in medium and fine textured soils. Do not exceed 15 pounds Eptam 20-G per acre in coarse textured soils.

#### Alfalfa - Established

##### Forage: Ground or Aerial

For control of annual weeds and suppression of perennial weeds, apply 10 to 15 pounds Eptam 20-G per acre to established alfalfa and incorporate with irrigation. Do not exceed 15 pounds per acre Eptam 20-G in any single application or 60 pounds Eptam 20-G per acre per year. Make a maximum of one (1) application per cutting. Do not harvest alfalfa forage within 14 days of application.

##### Seed: Ground or Aerial

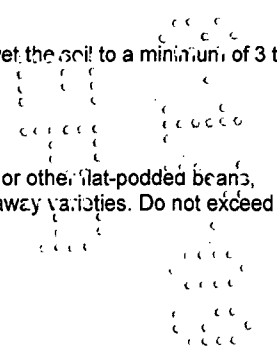
For control of annual weeds and suppression of perennial weeds, apply 10 to 15 pounds Eptam 20-G per acre to established alfalfa and incorporate with irrigation. Do not exceed 15 pounds Eptam 20-G per acre in any single application or 60 pounds Eptam 20-G per acre per year. Make a maximum of one (1) application per cutting or per 30-day interval. Do not apply within 14 days of harvest.

Apply Eptam 20-G to established alfalfa using properly calibrated ground or aerial application equipment. Apply to dry soil free from incidental dew and moisture.

Incorporate immediately after application using flood or sprinkler irrigation systems. Apply enough water to wet the soil to a minimum of 3 to 4 inch depth.

#### Beans, Green or Dry

Do not use Eptam 20-G on cowpeas (blackeye peas, blackeye beans), soybeans, adzuki beans, lima beans, or other flat-podded beans, except romano. Under abnormal weather conditions, stunting may occur on gratiot, michilite, sanilac, and seaway varieties. Do not exceed the







10/11

**Safflower**

**National:** Apply and incorporate 15 pounds Eptam 20-G per acre just before planting.

**Sugar Beets**

**National (Post-Thinning):** Apply and incorporate 15 pounds of Eptam 20-G per acre after thinning and clean cultivation and incorporate to a depth of 2 to 3 inches.

**Fall Application (Minnesota, North Dakota):** Apply and incorporate in the late fall before the ground freezes. Use 20 pounds Eptam 20-G per acre on coarse textured soils and 22½ pounds per acre on medium and fine textured soils.

**Sunflowers**

**Spring Application (Colorado, Kansas, Minnesota, Nebraska, North Dakota, South Dakota):** Apply and incorporate 10 to 15 pounds Eptam 20-G per acre just before planting. Use the lowest rate on lighter soil.

or

**Fall Application (Minnesota, North Dakota):** Apply and incorporate in the late fall before the ground freezes. Use 20 pounds Eptam 20-G per acre on coarse textured soils and 22½ pounds per acre on medium and fine textured soils.

**STORAGE AND DISPOSAL**

Do not contaminate water, food, or feed by storage or disposal. Open dumping is prohibited.

**Pesticide Storage**

Keep container closed when not in use. Store in a cool, dry place. Do not store near seeds, fertilizers, or foodstuffs.

**Pesticide Disposal**

Wastes resulting from the use of this product may be disposed of on site or at an approved waste disposal facility.

**Container Disposal** Nonrefillable container. Do not reuse or refill this container. Offer for recycling, if available. Completely empty bag into application equipment; then dispose of empty bag in a sanitary landfill or by incineration, or, if allowed by State and local authorities, by burning. If burned, stay out of smoke.

**FOR 24-HOUR EMERGENCY ASSISTANCE (SPILL, LEAK OR FIRE), CALL CHEMTREC (800) 424-9300.  
For other product information, contact Gowan Company or see Material Safety Data Sheet.**

**NOTICE OF CONDITIONS OF SALE AND WARRANTY AND LIABILITY LIMITATIONS**


Important: Read the entire Directions for Use and Notice of Conditions of Sale and Warranty and Liability Limitations before using this product. If terms are not acceptable return the unopened container for a full refund.

Our recommendations for use of this product are based on tests believed to be reliable. However, it is impossible to eliminate all risk associated with the use of this product. Crop injury, inadequate performance, or other unintended consequences may result due to soil or weather conditions, off target movement, presence of other materials, method of use or application, and other factors, all of which are beyond the control of Gowan Company. To the extent consistent with applicable law, all such risks are assumed by the Buyer and User.

Gowan Company warrants that this product conforms to the specifications on the label when used in strict conformance with Direction for Use, subject to the above stated risk limitations. GOWAN COMPANY MAKES NO OTHER EXPRESS OR IMPLIED WARRANTY OF MERCHANTABILITY OR FITNESS FOR A PARTICULAR PURPOSE NOR ANY OTHER EXPRESS OR IMPLIED WARRANTY

TO THE FULLEST EXTENT PERMITTED BY LAW, GOWAN COMPANY'S EXCLUSIVE LIABILITY FOR ANY AND ALL LOSSES, INJURIES OR DAMAGES RESULTING FROM THE USE OR HANDLING OF THIS PRODUCT WHETHER IN CONTRACT, WARRANTY, TORT, NEGLIGENCE, OR ANY OTHER LEGAL THEORY IS STRICTLY LIMITED TO THE PURCHASE PRICE PAID OR REPLACEMENT OF PRODUCT, AT GOWAN COMPANY'S SOLE DISCRETION.

Eptam® is a registered trademark of Gowan Company, L.L.C.  
Chemtreco is a registered trademark of American Chemistry Council, Inc.



4/11

**SUPPLEMENTAL LABEL FOR USE IN CALIFORNIA ONLY**

**Additional Mitigation Measures for Handlers and Applicators in California**

# Eptam® 20-G Granules

*A selective herbicide*

## DIRECTIONS FOR USE

**It is a violation of federal law to use this product in a manner inconsistent with its labeling.**

In addition to the existing personal protective equipment (PPE) on the EPTAM 20-G label, the mitigation measures outlined below must be complied with in California:

**HANDLERS** (loaders, flaggers, and applicators, except pilots)

- Coveralls and half-face respirators approved by the National Institute for Occupational Safety and Health (NIOSH) or Mine Safety and Health Administration (MSHA) must be worn in addition to the PPE on the EPTAM 20-G label.

**Limit mixing/loading of EPTAM 20-G to a maximum of 1000 pounds per handler per 21 day period, not to exceed 100 pounds per handler per day.**

**The operator of the property shall include in their Pesticide Use Records the name of the person(s) that handled the product for each application.**

**All applicable directions, restrictions and precautions on the EPA-registered label are to be followed.**

**This labeling must be in the possession of the user at the time of herbicide application.**

Eptam® is a registered trademark of a Gowan Company, L.L.C.

EPA Reg. No. 10163-281  
EPA Est. No.



Produced For:  
Gowan Company  
P. O. Box 5569  
Yuma, AZ 85366-5569

EPA Text Pending: Eptam 20-G 10163-281 (to EPA 8-14-09)

