



UNITED STATES ENVIRONMENTAL PROTECTION AGENCY  
WASHINGTON, D.C. 20460

DEC 13 2000

OFFICE OF  
PREVENTION, PESTICIDES AND  
TOXIC SUBSTANCES

Rebecca Lamas  
Registration Specialist  
Gowan Company  
P.O. Box 5569  
Yuma, AZ 85366-5569

Subject: Amendment: Final Printed Labels  
Savey Ovicide/Miticide 50WP  
Savey 50 WDG  
EPA Registration Nos. 10163-208, 10163-250  
Your submission dated September 12, 2000

Dear Ms. Lamas:

The labeling referred to above, submitted in connection with registration under the Federal Insecticide, Fungicide and Rodenticide Act (FIFRA), as amended, is acceptable. Stamped copies of the labels are enclosed for your records. If you have any questions, please call Dr. William Sproat of my team at 703-308-8587.

Sincerely,

A handwritten signature in black ink, appearing to read "George T. LaRocca".

George T. LaRocca  
Product Manager 13  
Insecticide Branch  
Registration Division (7505C)

Enclosure

7505C  
SPROAT  
12/13/00

# SAVEY 50 WDG

Ovicide/Miticide

WATER DISPERSIBLE GRANULE FOR AGRICULTURAL USE ONLY

<b>ACTIVE INGREDIENT:</b> Hexythiazox	<b>% By Wt.</b>
<i>trans</i> -5-(4-Chlorophenyl)-N-cyclohexyl-4-methyl-2-oxothiazolidine-3-carboxamide .....	50%
<b>OTHER INGREDIENTS</b> .....	50%
	<b>TOTAL 100%</b>

## KEEP OUT OF REACH OF CHILDREN CAUTION

### FIRST AID

**IF ON SKIN OR CLOTHING:** Take off contaminated clothing. Rinse skin immediately with plenty of water for 15-20 minutes. Call a poison control center or doctor for treatment advice.

**IF SWALLOWED:** Call a poison control center or doctor immediately for treatment advice. Have person sip a glass of water if able to swallow. Do not induce vomiting unless told to do so by a poison control center or doctor. Do not give anything by mouth to an unconscious person.

**IF IN EYES:** Hold eye open and rinse slowly and gently with water for 15-20 minutes. Remove contact lenses, if present, after first 5 minutes, then continue rinsing eyes. Call a poison control center or doctor for treatment advice.

**IF INHALED:** Move person to fresh air. If person is not breathing, call 911 or an ambulance, then give artificial respiration, preferably mouth-to-mouth if possible. Call poison control center or doctor for further treatment advice.

**Have the product container or label with you when calling a poison control center or doctor or going for treatment.  
FOR EMERGENCY RESPONSE AND HAZARD COMMUNICATIONS ONLY, CALL 1-800-228-5635 EXT. 283.**

### PRECAUTIONARY STATEMENTS HAZARDS TO HUMANS AND DOMESTIC ANIMALS CAUTION

May irritate eyes, nose, throat, and skin. Harmful if inhaled. Avoid breathing dust or spray mist. Avoid contact with skin, eyes, or clothing. Wash thoroughly with soap and water after handling. Remove contaminated clothing and wash clothing before reuse.

### PERSONAL PROTECTIVE EQUIPMENT (PPE)

Applicators and other handlers must wear:

- Long-sleeved shirt and long pants
- Waterproof gloves
- Shoes plus socks

Follow manufacturer's instructions for cleaning/maintaining PPE. If no such instructions for washables, use detergent and hot water. Keep and wash PPE separately from other laundry.

### USER SAFETY RECOMMENDATIONS

Users should:

- Wash hands before eating, drinking, chewing gum, using tobacco or using the toilet.
- Remove clothing immediately if pesticide gets inside. Then wash thoroughly and put on clean clothing.

### ENVIRONMENTAL HAZARDS

This pesticide is toxic to fish and aquatic invertebrates. Do not apply directly to water, or to areas where surface water is present, or to intertidal areas below the mean high water mark. Drift and runoff from treated areas may be hazardous to aquatic organisms in neighboring areas. Do not contaminate water when cleaning equipment or when disposing of equipment washwaters.

### GENERAL INFORMATION

Savey Ovicide/Miticide is recommended for use as a foliar application in labeled crops. Savey Ovicide/Miticide provides effective control of major spider mite species. It is a 50% water dispersible granular formulation to be mixed with water and applied as a spray.

Savey controls mites through activity on eggs and immature stages. Control is achieved from either direct contact with the spray or from contact with treated plant surfaces. Through its ovicidal activity, Savey controls newly deposited mite eggs and eggs which are laid after application. Savey is also highly effective in controlling immature motile stages of target mite species that are sprayed or move onto treated surfaces. Adult mites are not directly affected. However, eggs produced by females in contact with treated surfaces will be rendered inviable. Savey provides extended residual control of pest mite species without disrupting beneficial insects and mites. The degree and duration of control is dependent on the rate used, growth stage of the mite, species of mite, and climatic conditions under which the material is applied.

NET CONTENTS 6 OZS.

ACCEPTED  
with COMMENTS  
in EPA Letter Dated

DEC 13 2000

EPA Reg. No. 10163-250  
EPA Est. No. 67545-AZ-1



Gowan Company  
Under the Federal Insecticide, Fungicide, and Rodenticide Act as amended for the pesticide registered under EPA Reg. No. P. O. Box 5569  
Yuma, AZ 85366-5569

10163-250

**DIRECTIONS FOR USE**

It is a violation of Federal law to use this product in a manner inconsistent with its labeling.

Do not apply this product in a way that will contact workers or other persons, either directly or through drift. Only protected handlers may be in the area during application. For any requirements specific to your State or Tribe, consult the agency responsible for pesticide regulation.

**AGRICULTURAL USE REQUIREMENTS**

Use this product only in accordance with its labeling and with the Worker Protection Standard, 40 CFR Part 170. This Standard contains requirements for the protection of agricultural workers on farms, forests, nurseries, and greenhouses, and handlers of agricultural pesticides. It contains requirements for training, decontamination, notification, and emergency assistance. It also contains specific instructions and exceptions pertaining to the statements on this label about personal protective equipment (PPE) and restricted-entry intervals. The requirements in this box only apply to uses of this product that are covered by the Worker Protection Standard.

Do not enter or allow worker entry into treated areas during the restricted-entry interval (REI) of 12 hours.

PPE required for early entry to treated areas that is permitted under the Worker Protection Standard and that involves contact with anything that has been treated, such as plants, soil, or water is:

- Long-sleeved shirt and long pants
- Waterproof gloves
- Shoes plus socks

**Chemigation Statement:** Do not apply this product through any type of irrigation system.

**Managing Mite Resistance:** Repeated use of miticides with similar modes of action may lead to buildup of resistant strains of mites. For resistance management, apply Savey only once per year unless otherwise stated. To reduce the potential for developing mite resistance, do not apply a miticide with a similar mode of action more than once per year (Savey and Apollo® should not be applied to the same crop in any one year). If additional miticide applications are needed, use a product with a different mode of action, such as a contact adulticide. Read and follow product label before applying any miticide.

**Mixing Directions:** Continuous agitation is required to keep the product in suspension.

**If this product is packaged in water-soluble bags, please read and observe the following directions for use:**

- Packets containing Savey are water-soluble. Avoid exposing inner bags to moisture.
- Do not allow bags to become wet prior to adding to the spray tank.
- Do not handle inner bag with wet hands.
- Reseal outer bag in a manner that protects remaining packets from moisture.
- Turn on spray tank agitation prior to adding water-soluble packets.
- To prepare the spray mixture, drop the required number of unopened packets, as determined under **APPLICATION DIRECTIONS**, into the spray tank while filling with water to the desired level (whenever possible direct the fill water over the top of the packets to increase the rate of solubility). Where dosages of Savey are expressed as fractions of packets, prepare the tank mix load to the lower of the nearest whole packet.
- Depending on the water temperature and the degree of agitation, the packets should be completely dissolved within approximately three to five minutes from the time they were added to the spray tank.
- Once the packets have completely dissolved, add other chemicals following conventional mixing order practices.
- Tank-mix solutions containing boron will affect the solubility of the water-soluble film. Thoroughly rinse the spray tank of any boron - containing spray solution prior to adding any water-soluble packets. When preparing tank mixes containing boron, add the correct amount of Savey to the spray tank first. Make sure that the water-soluble packets are completely dissolved. Add boron preparations to the

**Mixing Directions (continued)**

spray tank last. High concentrations of boron may cause dissolved water soluble bag material to precipitate and form insoluble residue in the spray tank system.

**If this product is NOT packaged in water-soluble bags, please read and observe the following directions for use:**

- Turn on spray tank agitation. Pour recommended amount of this material on the surface of water in a nearly filled spray tank.
- Add balance of water to fill the tank.
- Keep agitator running during filling and spraying operations. Do not allow mixture to stand.

**Compatibility:** Savey is compatible with most agricultural chemicals. However, all possible combinations have not been evaluated. Before full-scale mixing of Savey with other products, test mix small proportionate quantities of each to ensure compatibility.

**Spray Volume:** Ground Application: Use sufficient water to obtain thorough, uniform coverage. Apply using ground equipment only unless otherwise specified under the crop comments or on supplemental labeling supplied by Gowan Company.

**Important:** Savey is a 50% water dispersible granular formulation to be diluted with water for application in commercial plantings only. Do not use in home plantings.

Apply Savey prior to adult mite build up. Savey will not control adult spider mites. Use higher rates on moderate to high mite infestations or for larger trees. If adult mites are present in medium to high populations, better results may be obtained using Savey in combination with a registered contact adulticide. The use of less than label rates is not recommended with Savey.

Do not make more than one application of Savey per year unless otherwise stated.

**PREHARVEST INTERVAL**

The required days between the last application and harvest are given in ( ) after each crop name.

**APPLICATION DIRECTIONS**

CROP	PEST	RATE OZ/ACRE	COMMENTS
APPLES (28)	European red mite, Twospotted spider mite, McDaniel spider mite, Pacific spider mite, Willamette mite	3-6	Treat when mite population is low, but starting to build. Savey will not control adult mites. If adults are present in high numbers, tank mix with miticide active on adults. Use of rates below 3 ozs. per acre is not recommended since it will result in poor performance and contribute to resistance development. Consult with your local extension service or pest control advisor for specific timing and use. (For air applications, use recommended per acre rate and apply a minimum of 2 gallons finished spray per acre.)  <ul style="list-style-type: none"> <li>• Do not apply more than a total of 6 ozs. formulated product per acre per year.</li> <li>• Do not make more than one application per year.</li> </ul>
PEARS (28)	European Red Mite, Twospotted Spider Mite, McDaniel Spider Mite	3-6	For best results, apply at first sign of mites before adult forms have colonized foliage. Use higher range of labeled rates (4-6 oz./acre) for moderate to heavy mite pressure, for D'Anjou or Bosc varieties, for large trees with dense leaf canopies, or when extended residual activity is desired. If adult mites are present and building, consider combinations of Savey with a registered contact adulticide. The lowest rate of Savey may be used in conjunction with other IPM strategies, or for shorter residual control later in the season. (For air applications, use recommended per acre rate, and apply a minimum of 2 gallons finished spray per acre.)  <ul style="list-style-type: none"> <li>• Do not apply more than a total of 6 ozs. formulated product per acre in one growing season.</li> <li>• Do not make more than one application per year.</li> </ul>
CHRISTMAS TREES, CHRISTMAS TREE PLANTATIONS	Pacific Spider Mite, Spruce Spider Mite, Twospotted Spider Mite	3 - 6	Time applications for periods of peak egg laying or immature mite activity.(For air applications, use recommended per acre rate, and apply a minimum of 2 gallons finished spray per acre.)  <ul style="list-style-type: none"> <li>• Do not make more than one application per year.</li> </ul>
NON-BEARING TREE FRUITS and NUTS, CITRUS, and VINES (FIELD GROWN AND NURSERY)	Citrus Red Mite, European Red Mite, Twospotted Spider Mite, McDaniel Spider Mite, Pacific Spider Mite, Sixspotted Mite, Texas Citrus Mite	3-6	Apply Savey at first sign of egg deposition prior to adult mite build up. If adult mites are present and building, consider combinations of Savey with a registered contact adulticide. Savey may be tank mixed with horticultural grade oil. Refer to all precautions regarding phytotoxicity on the oil label. Apply on non-bearing crops only. (For air applications, use recommended per acre rate, and apply a minimum of 2 gallons finished spray per acre.)  <ul style="list-style-type: none"> <li>• Do not make more than one application per year.</li> <li>• Do not apply more than 6 oz. per year.</li> </ul>
STRAWBERRIES (3)	Twospotted spider mite	6	(For air applications, use recommended per acre rate and apply a minimum of 2 gallons finished spray per acre.)  <ul style="list-style-type: none"> <li>• Do not apply more than a total of 6 ozs. formulated product per acre per year.</li> <li>• Do not make more than one application per year.</li> <li>• Do not use in strawberry nurseries.</li> </ul>
COTTON (35) (For use in California Only)	Twospotted spider mite, Pacific spider mite, Strawberry spider mite, Carmine spider mite	3-5	Apply Savey before boll opening. (For air applications, use recommended per acre rate and apply a minimum of 2 gallons of finished spray per acre.)  <ul style="list-style-type: none"> <li>• Do not apply more than a total of 5 ozs. formulated product per acre per year.</li> <li>• Do not make more than one application per year.</li> </ul>
HOPS (See Text for PHI)	Twospotted spider mite	4 - 6	Apply Savey prior to adult mite buildup, up to burr formation in hop vines. Complete coverage of leaf surfaces is essential. Apply by ground equipment in suitable volume and method to assure complete coverage of entire vines.  <ul style="list-style-type: none"> <li>• Do not make more than one application per growing season.</li> </ul>
STONE FRUITS GROUP: including but not limited to: Apricots, Cherries (sweet & tart), Nectarines, Peaches (28)	European red mite, Twospotted spider mite, McDaniel spider mite, Strawberry spider mite, Pacific spider mite, Pecan leaf scorch mite, Willamette mite	3 - 6	Apply after bloom but prior to adult mite build-up.  <ul style="list-style-type: none"> <li>• Do not make more than one application per year.</li> <li>• Do not apply more than a total of 6 ozs. formulated product per acre per year.</li> <li>• Do not apply by air.</li> </ul>

**APPLICATION DIRECTIONS (cont.)**

CROP	PEST	RATE OZ/ACRE	COMMENTS
ALMONDS (28)	European red mite, Twospotted spider mite, McDaniel spider mite, Strawberry spider mite, Pacific spider mite, Pecan leaf scorch mite, Willamette mite	3 - 6	Apply after bloom but prior to adult mite build-up.  <ul style="list-style-type: none"> <li>• Do not make more than one application per year.</li> <li>• Do not apply more than a total of 6 ozs. formulated product per acre per year.</li> <li>• Do not apply by air.</li> </ul>

**RESTRICTIONS ON ALL CROPS**

- Do not graze or feed livestock on cover crops growing in treated areas.
- Do not use water from treated orchards for irrigating other crops.
- Do not plant rotational crops other than those on this label within 120 days of application.

**STORAGE AND DISPOSAL**


**DO NOT** contaminate water, food or feed by storage or disposal. **STORAGE:** Store product in original container only, away from other pesticides, fertilizers, food or feed.  
**PESTICIDE DISPOSAL:** Wastes resulting from the use of this product may be disposed of on site or at an approved waste disposal facility.  
**CONTAINER DISPOSAL:** Triple rinse (or equivalent). Then offer for recycling or reconditioning, or puncture and dispose of in a sanitary landfill or by incineration or if allowed by State and local authorities, by burning. If burned, stay out of smoke.

**FOR 24-HOUR EMERGENCY ASSISTANCE (SPILL, LEAK OR FIRE), CALL CHEMTREC® (800) 424-9300.**  
**For other product information, contact Gowan Company or see Material Safety Data Sheet.**

**NOTICE ON CONDITIONS OF SALE**

Our recommendations for use of this product are based upon tests believed to be reliable. The use of this product being beyond the control of the manufacturer, no guarantee, expressed or implied, is made as to the effects of such or the results to be obtained if not used in accordance with directions or established safe practice. The buyer must assume all responsibility, including injury or damage, resulting from its misuse as such, or in combination with other materials.

Savey is a registered trademark of Nippon Soda Company Ltd.  
 Apollo is a registered trademark of AgrEvo USA Company





# Ovicide / Miticide Hexygon WDG

ACCEPTED  
WITH COMMENTS

FOR COMMERCIAL USE ONLY

DEC 13 2000  
10163-250

<b>ACTIVE INGREDIENT:</b> Hexythiazox <i>trans</i> -5-(4-Chlorophenyl)-N-cyclohexyl-4-methyl-2-oxothiazolidine-3-carboxamide	% By Wt. 50%
<b>OTHER INGREDIENTS</b>	50%
	<b>TOTAL 100%</b>

## KEEP OUT OF REACH OF CHILDREN CAUTION

### FIRST AID

**IF ON SKIN OR CLOTHING:** Take off contaminated clothing. Rinse skin immediately with plenty of water for 15-20 minutes. Call a poison control center or doctor for treatment advice.

**IF SWALLOWED:** Call a poison control center or doctor immediately for treatment advice. Have person sip a glass of water if able to swallow. Do not induce vomiting unless told to do so by a poison control center or doctor. Do not give anything by mouth to an unconscious person.

**IF IN EYES:** Hold eye open and rinse slowly and gently with water for 15-20 minutes. Remove contact lenses, if present, after first 5 minutes, then continue rinsing eyes. Call a poison control center or doctor for treatment advice.

**IF INHALED:** Move person to fresh air. If person is not breathing, call 911 or an ambulance, then give artificial respiration, preferably mouth-to-mouth if possible. Call poison control center or doctor for further treatment advice.

**Have the product container or label with you when calling a poison control center or doctor or going for treatment.  
FOR EMERGENCY MEDICAL RESPONSE AND HAZARD COMMUNICATIONS ONLY, CALL 1-800-228-5635 EXT. 283.**

### PRECAUTIONARY STATEMENTS HAZARDS TO HUMANS AND DOMESTIC ANIMALS CAUTION

May irritate eyes, nose, throat and skin. Harmful if inhaled. Avoid breathing dust or spray mist. Avoid contact with skin, eyes or clothing. Wash thoroughly with soap and water after handling. Remove contaminated clothing and wash clothing before reuse.

#### PERSONAL PROTECTIVE EQUIPMENT (PPE)

**Applicators and other handlers must wear:**

- Long-sleeved shirt and long pants
- Waterproof gloves
- Shoes plus socks

Follow manufacturer's instructions for cleaning/maintaining PPE. If no such instructions for washables, use detergent and hot water. Keep and wash PPE separately from other laundry.

#### USER SAFETY RECOMMENDATIONS

**Users should:**

- Wash hands before eating, drinking, chewing gum, using tobacco or using the toilet.
- Remove clothing immediately if pesticide gets inside. Then wash thoroughly and put on clean clothing.

#### ENVIRONMENTAL HAZARDS

This pesticide is toxic to fish and aquatic invertebrates. Do not apply directly to water, or to areas where surface water is present, or to intertidal areas below the mean high water mark. Drift and runoff from treated areas may be hazardous to aquatic organisms in neighboring areas. Do not contaminate water when cleaning equipment or when disposing of equipment washwaters.

#### GENERAL INFORMATION

Hexygon Ovicide/Miticide is recommended for use as a foliar application to labeled crops. Hexygon Ovicide/Miticide provides effective control of major spider mite species. It is a 50% active ingredient water dispersible granular formulation to be mixed with a diluent and applied as a spray.

Hexygon controls mites through activity on eggs and immature stages. Control is achieved from either direct contact with the spray or from contact with treated plant surfaces. Through its ovicidal activity, Hexygon controls newly deposited mite eggs and eggs which are laid after application. Hexygon is also highly effective in controlling immature motile stages of target mite species that are sprayed or move onto treated surfaces. Adult mites are not directly affected. However, eggs produced by females in contact with treated surfaces will be rendered inviable. Hexygon provides extended residual control of pest mite species without disrupting beneficial insects and mites. The degree and duration of control is dependent on the rate used, growth stage of the mite, species of mite, and climatic conditions under which the material is applied.

NET CONTENTS 6 OZS.



**DIRECTIONS FOR USE**

It is a violation of Federal law to use this product in a manner inconsistent with its labeling.

Do not apply this product in a way that will contact workers or other persons, either directly or through drift. Only protected handlers may be in the area during application. For any requirements specific to your State or Tribe, consult the agency responsible for pesticide regulation.

**AGRICULTURAL USE REQUIREMENTS**

Use this product only in accordance with its labeling and with the Worker Protection Standard, 40 CFR Part 170. This Standard contains requirements for the protection of agricultural workers on farms, forests, nurseries and greenhouses, and handlers of agricultural pesticides. It contains requirements for training, decontamination, notification, and emergency assistance. It also contains specific instructions and exceptions pertaining to the statements on this label about personal protective equipment (PPE) and restricted-entry intervals. The requirements in this box only apply to uses of this product that are covered by the Worker Protection Standard.

Do not enter or allow worker entry into treated areas during the restricted-entry interval (REI) of 12 hours.

PPE required for early entry to treated areas that is permitted under the Worker Protection Standard and that involves contact with anything that has been treated, such as plants, soil, or water is:

- Long-sleeved shirt and long pants
- Waterproof gloves
- Shoes plus socks

**Chemigation Statement:** Do not apply this product through any type of irrigation system.

**Managing Mite Resistance:** Repeated use of miticides with similar modes of action may lead to buildup of resistant strains of mites. For resistance management, apply Hexygon Ovicide/Miticide only once per crop cycle. If crop cycle is longer than one year do not apply Hexygon Ovicide/Miticide more than once per year. Do not apply if resistance to products with a similar mode of action is recognized in the crop. If additional miticide applications are needed during a crop cycle, use a product with a different mode of action, such as a contact adulticide. Always read and follow the product label before applying any miticide.

**Proper Timing:** The activity of Hexygon Ovicide/Miticide is predominantly against eggs and immature mites. The product should be applied prior to adult mite buildup. Apply at first sign of egg deposit. If adult mites are present in medium to high populations or if all life stages are present, better results may be obtained by applying Hexygon Ovicide/Miticide in combination with a registered contact mite adulticide.

**Proper Mixing:** Start with completely clean spray tank. If the spray tank was used for an application of an emulsifiable liquid formulation, make certain that all residues are cleaned from the spray tank, and that the tank, spray boom and all nozzles are thoroughly rinsed before adding Hexygon Ovicide/Miticide to the tank.

**Mixing Directions:** Continuous agitation is required to keep the product in suspension.

**If this product is packaged in water-soluble bags, please read and observe the following directions for use:**

- Packets containing Hexygon are water-soluble. Avoid exposing inner bags to moisture.
- Do not allow bags to become wet prior to adding to the spray tank.
- Do not handle inner bag with wet hands.
- Reseal outer bag in a manner that protects remaining packets from moisture.
- Turn on spray tank agitation prior to adding water-soluble packets.
- To prepare the spray mixture, drop the required number of unopened packets, as determined under RECOMMENDATIONS, into the spray tank while filling with water to the desired level (whenever possible direct the fill water over the top of the packets to increase the rate of solubility). Where dosages of Hexygon are expressed as fractions of packets, prepare the tank mix load to the lower of the nearest whole packet.

- Depending on the water temperature and the degree of agitation, the packets should be completely dissolved within approximately three to five minutes from the time they were added to the spray tank.

**Mixing Directions (continued)**

- Once the packets have completely dissolved, add other chemicals following conventional mixing order practices.
- Tank-mix solutions containing boron will affect the solubility of the water-soluble film. Thoroughly rinse the spray tank of any boron - containing spray solution prior to adding any water-soluble packets. When preparing tank mixes containing boron, add the correct amount of Hexygon to the spray tank first. Make sure that the water-soluble packets are completely dissolved. Add boron preparations to the spray tank last. High concentrations of boron may cause dissolved water soluble bag material to precipitate and form insoluble residue in the spray tank system.

**If this product is NOT packaged in water-soluble bags, please read and observe the following directions for use:**


- Turn on spray tank agitation. Pour recommended amount of this material on the surface of water in a nearly filled spray tank.
- Add balance of water to fill the tank.
- Keep agitator running during filling and spraying operations. Do not allow mixture to stand.

**Compatibility:** Hexygon is compatible with most crop protection chemicals. However, all possible combinations have not been evaluated. Before operational use of Hexygon Ovicide/Miticide with other products, test mix small proportionate quantities of each product to ensure compatibility.

**Spreader-Sticker Recommendations:** Spreader-sticker agents formulated specifically for ornamentals may be used in combination with Hexygon Ovicide/Miticide to enhance uniform wetting of leaf surfaces and improve contact activity. Prior to treating large numbers of plants or new species or varieties, treat a few plants with desired tank-mix combinations and observe for 7-10 days to reduce the possibility of plant injury.

**Spray Volume:** Hexygon is a contact miticide and good coverage is essential for optimum performance. Use sufficient volume to obtain thorough, uniform coverage. Spray all foliage surfaces including underside of leaves for complete coverage.

**Application Directions:** Apply lower rates when mite infestation levels are low and higher rates on moderate to high mite infestation levels. Make only one application per crop cycle or once per year. This product is for use in commercial plantings. It is also intended for use in home plantings and ornamental landscaping by licensed commercial pesticide applicators.



**RECOMMENDATIONS**

CROP	PEST	RATE	COMMENTS
Ornamental Plants	Arborvitae	1 -2 oz.	Apply to ornamental plants such as flowers, bedding plants, foliage plants, container-grown nursery stock, bare root nursery stock, and to non-bearing fruit, nut, and vine plants. When using high-volume dilute sprays, do not exceed the maximum per acre rate. For concentrate equipment, use the recommended rate per acre.
	Spider Mite, European Red Mite,	per 100 gals. applied dilute	
Nonbearing Trees & Vines Growing in Nurseries	Honeylocust	OR	
	Spider Mite, Pacific	3 - 6 oz. applied	
Established Ornamental Landscape Plantings	Spider Mite, Southern	per acre	
	Red Mite,	concentr	
	Spruce	ate	
	Spider Mite,	OR	
	Strawberry	0.07-0.14	
	Spider Mite, Twospotted	oz. per 1000	
	Spider Mite, Willamette Mite	square feet	
<p>Note: For use on orchids, follow supplemental labeling supplied by Gowan Company.</p> <p>Restrictions:</p> <ul style="list-style-type: none"> <li>• Do not use Plyac® or household detergents in tank-mix combinations with Hexygon.</li> <li>• Do not graze or feed livestock on cover crops growing in treated areas. Do not use on crops used for feed or forage.</li> <li>• Do not use water from treated areas for irrigating other crops.</li> <li>• Do not use this product on crops growing in greenhouses.</li> </ul>			

**Phytotoxicity:** Hexygon is intended for use only on healthy, stable plants. It should not be applied to plants that have not adjusted to changes in temperature, water, light sensitivity, new containers, new growing areas, transplantation, wind exposure or other environmental changes. Nor should it be applied to plants that are stressed by improper watering, temperature extremes, improper light, insects, diseases, nematodes or other disorders. To minimize the possibility of plant injury, a few plants should be treated with the recommended tank mix combinations and observed for 7 to 10 days before Hexygon® is applied to a large number of plants. If plant damage develops in the test plants, Hexygon should not be applied to any other plants. In that case, call us at (520) 783-8844 for further information.

**STORAGE AND DISPOSAL**

**DO NOT** contaminate water, food or feed by storage or disposal. **STORAGE:** Store product in original container only, away from other pesticides, fertilizers, food or feed.

**PESTICIDE DISPOSAL:** Wastes resulting from the use of this product may be disposed of on site or at an approved waste disposal facility.

**CONTAINER DISPOSAL:** Triple rinse (or equivalent). Then offer for recycling or reconditioning, or puncture and dispose of in a sanitary landfill or by incineration or if allowed by State and local authorities, by burning. If burned, stay out of smoke.


**FOR 24-HOUR EMERGENCY ASSISTANCE (SPILL, LEAK OR FIRE), CALL CHEMTREC® (800) 424-9300.**

For other product information, contact Gowan Company or see Material Safety Data Sheet.

**NOTICE ON CONDITIONS OF SALE**

Our recommendations for Hexygon were developed through tests believed to be reliable. It may be safely used only in strict accordance with our recommendations. We are not responsible for injury or damage caused by use of Hexygon in any manner inconsistent with our recommendations or contrary to established safe practices. For further information, call us at (520) 783-8844.

©Hexygon Ovicide/Miticide is a trademark of Gowan Company.





**SUPPLEMENTAL LABELING  
HEXYGON WDG**


It is a violation of Federal Law to use this product in a manner inconsistent with its labeling.

All applicable directions, restrictions and precautions on the EPA registered label are to be followed.

This labeling must be in the possession of the user at the time of pesticide application.

CROP	PEST	RATE	
Orchids	Arborvitae	1 -2 oz.	When using high-volume dilute sprays, do not exceed the maximum per acre rate. For concentrate equipment, use the recommended rate per acre.  <b>Note:</b> If used on orchids, apply prior to bloom formation.
	Spider Mite, European	per 100 gals.	
	Red Mite, Honeylocust	applied dilute OR	
	Spider Mite, Pacific	3 - 6 oz. per acre	
	Spider Mite, Southern	applied concent	
	Red Mite, Spruce	rate OR	
	Spider Mite, Strawberry	0.07-0.14 oz.	
	Spider Mite, Twospotted	per 1000	
	Spider Mite, Willamette	square feet	
	Mite		
	Restrictions:		
<ul style="list-style-type: none"> <li>• Do not use Plyac<sup>®</sup> or household detergents in tank-mix combinations with Hexygon.</li> <li>• Do not graze or feed livestock on cover crops growing in treated areas.</li> <li>• Do not use on crops used for feed or forage.</li> <li>• Do not use water from treated areas for irrigating other crops.</li> <li>• Do not use this product on crops growing in greenhouses.</li> </ul>			

EPA Text Pending: Savey 50 WDG (Cotton, apples, Strawberries, hops, Stonefruit, nuts)



**PRINTING ON WATER SOLUBLE BAG**

Savey Ovicide/Miticide 50 WDG & Hexygon WDG, EPA Reg. No. 10163-250 (Hexygon is an alternate brand name)

Savey Ovicide Miticide 50WDG  
EPA Reg. No. 10163-250  
Contains 50% hexythiazox

CAUTION  
KEEP OUT OF REACH OF CHILDREN  
Refer to outer bag for instructions

OR

Hexygon WDG  
EPA Reg. No. 10163-250 Contains 50%  
hexythiazox

CAUTION  
KEEP OUT OF REACH OF CHILDREN  
Refer to outer bag for instructions

