

UNITED STATES ENVIRONMENTAL PROTECTION AGENCY  
WASHINGTON, D.C. 20460



OFFICE OF  
PREVENTION, PESTICIDES,  
AND TOXIC SUBSTANCES

Ms. Kyla Smith  
Gowan Company  
P.O. Box 5569  
Yuma, AZ 85366-5569

APR 29 2009

Subject: Label amendment  
Supracide Insecticide  
EPA Registration Number 10163-238  
Your submission dated 1/27/2009

Dear Ms. Smith:

The labeling referred to above, submitted in connection with registration under the Federal Insecticide, Fungicide, and Rodenticide Act, as amended, is acceptable subject to the comments listed below:

1. We suggest that you give page numbers to the label, for easy reference.
2. Delete "General" from the title of the paragraph right beneath DIRECTIONS FOR USE.
3. In the Agricultural Use Requirements box, add protective eyewear to PPE for early re-entry.
4. Change the statement for Double Notification in the Agricultural Use Requirements box as follows:  
  
"Notify workers of the application by warning them orally **and** by posting warning signs at entrances to treatment areas."
5. Change "GENERAL INFORMATION" to "APPLICATION INFORMATION" in the Directions for Use beneath the Agricultural Use Requirements box.
6. Delete "the recommended rates" from the following statement under the use directions for grapefruit, lemons....etc., for both with and without oil: "Apply the recommended rates anytime except during the full bloom period. In coastal areas of CA and other areas with no distinct bloom period, notify beekeepers prior to application."

A stamped copy of the label is enclosed for your records. Submit two (2) copies of the final printed label before you release the product for shipment bearing the revised labeling.

If these conditions are not complied with, the registration will be subject to cancellation in accordance with FIFRA sec. 6(e). If you have any questions, please contact me at (703) 308-8291.

Sincerely yours,

*Rita Kumar*

Rita Kumar  
Senior Regulatory Specialist  
Insecticide Rodenticide Branch  
Registration Division (7505C)  
[kumar.rita@epa.gov](mailto:kumar.rita@epa.gov)

Enclosure

# RESTRICTED USE PESTICIDE

**DUE TO ACUTE ORAL TOXICITY, EYE IRRITATION, AND AQUATIC AND AVIAN TOXICITY**

For retail sale to and use only by Certified Applicators or persons under their direct supervision, and only for those uses covered by the Certified Applicator's certification.

## SUPRACIDE® INSECTICIDE

For control of certain insects of artichokes; certain citrus, fruits and nuts; cotton; nursery stock; olives; safflowers and sunflowers;

**ACTIVE INGREDIENT:**

    Methidathion: O,O-dimethyl phosphorodithioate, S-ester with 4-(mercaptomethyl)-2-methoxy- $\Delta^2$ -1,3,4-thiadiazolin-5-one ..... 22.6%

**OTHER INGREDIENTS\*** ..... 77.4%

**TOTAL** 100.0%

Supracide Insecticide contains 2 lbs. active ingredient per gallon.

\*Contains aromatic petroleum distillates and xylene range aromatic solvent.

**KEEP OUT OF REACH OF CHILDREN  
DANGER/PELIGRO**



Si usted no entiende la etiqueta, busque a alguien para que se la explique a usted en detalle. (If you do not understand the label, find someone to explain it to you in detail.)

FIRST AID	
<b>If swallowed</b>	<ul style="list-style-type: none"> <li>• Call a poison control center or doctor immediately for treatment advice.</li> <li>• Have person sip a glass of water if able to swallow.</li> <li>• Do not induce vomiting unless told to do so by the poison control center or doctor.</li> <li>• Do not give anything by mouth to an unconscious person.</li> </ul>
<b>If in eyes</b>	<ul style="list-style-type: none"> <li>• Hold eye open and rinse slowly and gently with water for 15-20 minutes.</li> <li>• Remove contact lenses, if present, after the first 5 minutes, then continue rinsing eye.</li> <li>• Call a poison control center or doctor for treatment advice.</li> </ul>
<b>If inhaled</b>	<ul style="list-style-type: none"> <li>• Move person to fresh air.</li> <li>• If person is not breathing, call 911 or an ambulance, then give artificial respiration, preferably by mouth-to-mouth, if possible.</li> <li>• Call a poison control center or doctor for further treatment advice.</li> </ul>
<b>If on skin or clothing</b>	<ul style="list-style-type: none"> <li>• Take off contaminated clothing.</li> <li>• Rinse skin immediately with plenty of water for 15-20 minutes.</li> <li>• Call a poison control center or doctor for treatment advice.</li> </ul>
HOT LINE NUMBER	
Have the product container or label with you when calling a poison control center or doctor, or going for treatment. You may also contact 1-888-478-0798 for emergency medical treatment information.	
NOTE TO PHYSICIAN	
May pose an aspiration pneumonia hazard. Contains petroleum distillate. Methidathion is a cholinesterase inhibitor. Atropine is antidotal and should be given as early poisoning symptoms appear. 2-PAM is also antidotal and may be administered in conjunction with atropine. If swallowed, lavage stomach taking care to avoid aspiration of stomach contents into lungs. Instill 30-50 gm. slurry of activated charcoal in water into the stomach after lavage.	

**PRECAUTIONARY STATEMENTS**  
Hazards to Humans and Domestic Animals  
**DANGER/PELIGRO**  
**POISON**

Fatal if swallowed. Corrosive. Causes irreversible eye damage. May be fatal if absorbed through skin. May be fatal if inhaled. Do not breathe spray mist. Do not get in eyes, on skin, or on clothing.


ACCEPTED  
With COMMENTS  
In EPA Letter Dated:

APR 29 2009

Under the Federal Insecticide, Fungicide and Rodenticide Act, As amended, for the pesticide Registered under EPA Reg. No:

10163-238

NET CONTENTS \_\_\_\_\_ GALLONS



## PERSONAL PROTECTIVE EQUIPMENT (PPE)

Some materials that are chemical-resistant to this product are barrier laminate or Viton. If you want more options, follow the instructions for Category G of an EPA chemical resistance category selection chart.

Applicators using air blast equipment must wear:

- Coveralls over long-sleeved shirt and long pants,
- Chemical-resistant footwear plus socks,
- Chemical-resistant gloves,
- Protective eyewear (goggles, face shield, or face shield),
- Chemical-resistant headgear, and
- A respirator with an organic-vapor (OV) removing cartridge with a prefilter approved for pesticides (MSHA/NIOSH approval number prefix TC-23C) or a canister approved for pesticides (MSH/NIOSH approval number prefix TC-14G) or a NIOSH-approved respirator with an OV removing cartridge or canister with any R, P, or HE series prefilter.

Mixers, loaders and all other applicators and other handlers must wear:

- Long-sleeved shirt and long pants,
- Shoes plus socks,
- Chemical-resistant gloves for mixers and loaders and for applicators using ground boom equipment,
- Protective eyewear (goggles, face shield, or face shield),
- Chemical-resistant apron for mixers and loaders, and
- A respirator with an organic vapor (OV) removing cartridge with a prefilter approved for pesticides (MSHA/NIOSH approval number prefix TC-23C), or a canister approved for pesticides (MSHA/NIOSH approval number prefix TC-14G), or a NIOSH approved respirator with an organic vapor (OV) cartridge or canister with any R, P, or HE series prefilter. For applicators making ground boom applications.

See Engineering Controls for additional requirements.

## USER SAFETY REQUIREMENTS

Follow manufacturer's instructions for cleaning/maintaining PPE. If no such instructions for washables exists, use detergent and hot water. Keep and wash PPE separately from other laundry.

Discard clothing and other absorbent materials that have been drenched or heavily contaminated with this product's concentrate. Do not reuse them

### Engineering Control Statements:

Mixers and loaders supporting aerial applications must use a closed system that meets the requirements listed in the Worker Protection Standard (WPS) for agricultural pesticides [40 CFR §170.240(d)(4)], and is designed to prevent both dermal and inhalation exposure to any person to the pesticide concentrate, use dilution, or rinse solution. The system must be designed by the manufacturer to remove a liquid pesticide from its shipping container and transfer it into mixing tanks and/or application equipment. At any disconnect point, the system must be equipped with a dry disconnect or dry couple shut-off device that is warranted by the manufacturer to minimize drippage to not more than 2 ML per disconnect point. When using the closed system, handlers must:

- Wear the personal protective equipment required above for mixers/loaders,
- Wear protective eyewear if the system operates under pressure, and
- Be provided and have immediately available for use in an emergency (such as a broken package, spill, or equipment breakdown) additional PPE, including coveralls, chemical-resistant footwear and the type of respirator specified in the PPE section of this labeling.

Pilots must use and enclosed cockpit in a manner that meets the requirements listed in the Worker Protection Standard for agricultural pesticides [40 CFR § 170.240(d)(6)]

The use of human flaggers is prohibited.

When handlers use closed systems or enclosed cabs in a manner that meets the requirements listed in the Worker Protection Standard (WPS) for agricultural pesticides [40 CFR § 170.240(d)(4-6)], the handler PPE requirements may be reduced or modified as specified in the WPS.

## USER SAFETY RECOMMENDATIONS

- Users should wash hands before eating, drinking, chewing gum, using tobacco, or using the toilet.
- User should remove contaminated clothing and wash clothing before reuse.
- Users should remove clothing/PPE immediately if the pesticide gets inside. Then wash thoroughly and put on clean clothing.
- Users should remove PPE immediately after handling this product. Wash the outside of gloves before removing. As soon as possible, wash thoroughly and change into clean clothing.

## ENVIRONMENTAL HAZARDS

This pesticide is toxic to fish, aquatic invertebrates, oysters, shrimp, mammals and extremely toxic to birds. Do not apply directly to water, to areas where surface water is present or to intertidal areas below the mean high water mark. Drift and runoff may be hazardous to aquatic organisms in water adjacent to treated areas. Do not contaminate water when disposing of equipment wash water or rinsate.

This pesticide is highly toxic to bees exposed to direct treatment or to residues on blooming crops or weeds. Do not apply this product or allow it to drift to blooming crops or weeds if bees are visiting the treatment area.

This chemical has properties and characteristics associated with chemicals detected in groundwater. The use of this chemical in areas where soils are permeable, particularly where the water table is shallow, may result in groundwater contamination.

This product may contaminate water through drift of spray in wind. This product has a high potential for runoff (primarily via dissolution in runoff water), several weeks after application. Poorly draining soils and soils with shallow water tables are more prone to produce runoff that contains this product. A level, well-maintained vegetative buffer strip between areas upon which this product is applied and surface water features such as ponds, streams, and springs will reduce the potential for contamination of water from rainfall-runoff. Runoff of this product will be reduced by avoiding applications when rainfall is forecasted to occur within 48 hours.

## PHYSICAL AND CHEMICAL HAZARDS

Do not use, pour, spill, or store near heat or open flame.

5/2

**DIRECTIONS FOR USE**  
**General Precautions and Restrictions**

It is a violation of Federal law to use this product in a manner inconsistent with its labeling.

When applying at a rate greater than 3.0 lbs a.i./A, do not apply within 50 feet of lakes, reservoirs, permanent streams, natural ponds, marshes or estuaries. When applying at a rate of 3.0 lbs a.i./A or less, do not apply within 25 feet of lakes, reservoirs, permanent streams, natural ponds, marshes or estuaries. Do not allow spray to drift from the application site and contact people, structures people occupy at any time and the associated property, parks and recreation areas, non-target crops, aquatic and wetland areas, woodlands, pastures, rangelands or animals.

Do not apply this product in a way that will contact workers or other persons, either directly or through drift. Only protected handlers may be in the area during application. For any requirements specific to your State or Tribe, consult the agency responsible for pesticide regulation. Follow all directions on packaging and any EPA-approved supplemental labeling in addition to this Federal label.

For groundboom applications, apply with nozzle height no more than 4 feet above the ground or crop canopy and when wind speed is 12 mph or less at the application site as measured by an anemometer. Use medium or coarser spray according to ASAE 572 definition for standard nozzles or VMD for spinning atomizer nozzles. Shut off sprayer when turning at end rows.

For orchard/vineyard air blast applications, do not direct spray above trees/vines and turn off outward pointing nozzles at row ends and outer rows. Block off upward pointed nozzles when there is no overhanging canopy. Use only enough air volume to penetrate the edge of the cultivated area. Spray the outside row only from outside the planning. Apply only when wind speed is 3-10 mph at the application site as measured by an anemometer outside of the orchard/vineyard on the upwind side. A minimum of 500 gallons of spray volume per acre must be used.

When applying with aerial equipment, do not apply within 150 feet of lakes, reservoirs, permanent streams, natural ponds, marshes or estuaries. For aerial applications, the boom width must not exceed 75% of the wingspan or 90% of the rotary blade. Use upwind swath displacement and apply only when wind speed is 3-10 mph as measured by an anemometer. Use medium or coarser spray according to ASAE 572 definitions for standard nozzles or VMD for spinning atomizer nozzles. If application includes a no-spray zone, do not release spray at a height greater than 10 feet above the ground or the crop canopy.

The applicator also must use all other measures necessary to control drift.

**AGRICULTURAL USE REQUIREMENTS**

Use this product only in accordance with its labeling and with the Worker Protection Standard, 40 CFR, Part 170. This Standard contains requirements for the protection of agricultural workers on farms, forests, nurseries and greenhouses, and handlers of agricultural pesticides. It contains requirements for training, decontamination, notification, and emergency assistance. It also contains specific instructions and exceptions pertaining to the statements on this label about personal protective equipment (PPE) and restricted-entry interval. Notify workers of the application by warning them orally or by posting signs at entrances to treated areas. The requirements in this box only apply to uses of this product that are covered by the Worker Protection Standard.

**Do not enter or allow worker entry into treated areas during the restricted entry interval (REI) of 3 days.**

PPE required for early entry to treated areas that is permitted under the Worker Protection Standard and that involves contact with anything that has been treated, such as plants, soil, or water is:

- Coveralls over short-sleeved shirt and short pants,
- Chemical-resistant gloves made out of any waterproof material,
- Chemical-resistant footwear plus socks,
- Protective eyewear (goggles, face shield, or face shield), and
- Chemical-resistant headgear for overhead exposures.

**FAILURE TO FOLLOW THE DIRECTIONS FOR USE AND PRECAUTIONS ON THIS LABEL MAY RESULT IN POOR INSECT AND MITE CONTROL, CROP INJURY, AND/OR ILLEGAL RESIDUES.**

**GENERAL INFORMATION**


Supracide Insecticide is an emulsifiable concentrate which when applied according the DIRECTIONS FOR USE will control certain insect pests and mites on agricultural crops. Do not apply Supracide Insecticide at a rate exceeding 10 lbs. ai/A.

**MIXING PROCEDURES**

(1) Be sure sprayer is clean; if it is contaminated with any material, crop injury or sprayer clogging may result. (2) Fill tank ¼ - ½ full with clean water, and start agitation. (3) Be certain that the agitation system is working properly and creates a rippling or rolling action on the liquid surface. (4) Add Supracide Insecticide to the tank. Then add tank mix ingredients. (5) Complete filling tank, maintaining sufficient agitation at all times to ensure surface action. This applies to both spray and nurse tanks. (6) Do not leave tank mixtures in the tank without adequate agitation. Always maintain agitation to avoid separation and buildup of residues. If a residue starts to build up in tank, drain and clean with strong detergent and ammonia solution and rinse thoroughly with clean water. (7) Immediately after use, clean sprayer thoroughly by flushing system with water containing a detergent and rinse with clean water.

**CHEMIGATION**

Do not apply this product through any type of irrigation system.



**RATE CONVERSION**

1 pt. Supracide Insecticide = ¼ lb. active ingredient (ai)

**ALMONDS**

**Dilute and Concentrate Sprays**

Peach Twig Borer, San Jose Scale, Brown Almond Mite: Apply during the dormant or delayed dormant period, or as a cover spray. Mix a dilute spray at the rate of 1-2 pts. per 100 gals. of water and apply 300-600 gals./A. If applying as a concentrate spray\*, apply 3-12 pts./A in a minimum of 50 gals. of water per acre. For rates less than 2 pts. of Supracide Insecticide-Miticide per 100 gals., tank mix with the EPA-registered oil.

When concentrate applications are made, proper equipment must be used to obtain uniform coverage.

**Note:** Allow a 14 day-interval between applications.

**Aerial Sprays**

Peach Twig Borer, San Jose Scale: Apply during the dormant or delayed dormant period and use 6-12 pts./A as an aerial spray\* in a minimum of 20 gals. of spray per acre. Spray swath should be no wider than the distance between the tree rows or the length of the spray boom.

EPA-registered oils may be added to the Supracide Insecticide-Miticide spray mixture in the dormant/delayed dormant period. Do not use more than 1.5 gals. of oil per 100 gals. spray as a dilute spray or 6 gals. of oil per acre as a concentrate spray or 5 gals. of oil per acre as an aerial spray.

\*The rate of Supracide Insecticide-Miticide for concentrate and aerial sprays is based on a dilute spray with conventional ground equipment. A dilute spray is considered to be 300-600 gals./A. This amounts to a minimum of 6 pts. and a maximum of 12 pts. of Supracide Insecticide-Miticide per acre.

**Notes:** To avoid illegal residues, (1) Do not make more than one application during the dormant or delayed dormant period nor more than one cover spray each season. (2) Do not apply within 80 days of harvest. (3) Do not graze treated areas or feed cover crops grown in treated areas to livestock.

**Precaution:** Apply the dormant/delayed dormant application before any blossoms open, or injury may occur. Do not combine with oils in the cover spray, or injury or excessive residues may occur. The cover spray of Supracide Insecticide-Miticide may be slightly phytotoxic on some almond varieties.

**ARTICHOKES**

Apply in a minimum of 50 gals. of water with ground equipment or a minimum of 10 gals. of water by air. Begin applications when insects appear in newly planted fields or when shoots emerge following complete cutback of the plants. Continue applications at 14-day intervals until buds begin to appear. Do not plant crops except those listed on this label within one year after last application.

Artichoke Plume Moth, Chrysanthemum Leafminer: Apply 4 pts./A.

**Notes:** To avoid illegal residues, (1) Do not apply after buds begin to form. (2) Avoid application under conditions which favor drift to adjacent artichoke fields where buds are present. (3) Do not exceed a total of 8 applications per crop cycle.

**COTTON**

Apply in a minimum of 10 gals. of water with ground equipment or in a minimum of 3 gals. of water by air unless otherwise specified.

Spider Mites, Boll Weevil, Bollworm: Apply 4 pts./A. Repeat applications at 5-7 day intervals if necessary.

Lygus Bug: (AZ and CA only) Apply 2-4 pts./A. Use the low rate for light to moderate infestations and the high rate for moderate to heavy infestations. Repeat applications if necessary.

Pink Bollworm: (AZ and CA only) Apply 2 pts./A. Repeat applications at 5-7 day intervals if necessary.

Bandedwinged Whitefly: (mid-South and southeast United States only) Apply 1-2 pts./A. Use the low rate for light to moderate infestations and the high rate for moderate to heavy infestations. Repeat applications if necessary.

**Notes:** To avoid illegal residues, (1) Do not apply more than 16 pts./A during any one growing season. (2) Do not apply within 14 days of harvest. (3) Do not apply more than the 2 pt./A rate to open bolls. (4) Do not graze treated cotton plants or feed gin trash to livestock. (5) Do not exceed four applications per crop season.

**DECIDUOUS FRUIT**

**Dilute and Concentrate Sprays**

See Table 1 for specific crops and insects. Apply during the dormant or delayed dormant period. Use a rate of 1-2 pts. per 100 gals. of water as a dilute spray (300-600 gals./A) or a rate of 3-12 pts./A as a concentrate spray\* (a minimum of 50 gals. of water per acre). The lower rates may be used for light infestations and the higher rates for moderate to heavy infestations. For rates less than 2 pts. of Supracide Insecticide-Miticide per 100 gals., tank mix with an EPA-registered oil.

When concentrate applications are made, proper equipment must be used to obtain uniform coverage.

**Table 1: DECIDUOUS FRUITS**

Crop	Insects
Apples	San Jose Scale, Rosy Apple Aphid
Cherries, Pears	San Jose Scale
Nectarines, Peaches, Plums, Prunes	Peach Twig Borer, San Jose Scale, Green Peach Aphid <sup>1</sup>
Apricots	Peach Twig Borer
Pears <sup>2</sup>	Pear Psylla <sup>3</sup>

<sup>1</sup>For green peach aphid, use 8 pts. Supracide Insecticide-Miticide + 4 gals. oil per acre or 12 pts. Supracide Insecticide-Miticide per acre alone.

<sup>2</sup>CA only.

<sup>3</sup>For pear psylla, use 8-12 pts. Supracide Insecticide-Miticide + 4-6 gals. oil in a minimum of 100 gals. total spray per acre.

**Note:** Do not exceed one application per crop season.

**Aerial Sprays**

See Table 2 for specific crops and insects. Apply during the dormant or delayed dormant period and use 3-12 pts./A as an aerial spray\* in a minimum of 20 gals. total spray per acre. Spray swath should be no wider than the distance between the tree rows or the length of the spray boom. The lower rates may be used for light infestations and the higher rates for moderate to heavy infestations. For rates less than 2 pts. of Supracide Insecticide-Miticide per 100 gals., tank mix with an EPA-registered oil.

**Table 2: DECIDUOUS FRUITS**

Crop	Insects
Apples	San Jose Scale, Rosy Apple Aphid
Peaches, Plums, Prunes, Nectarines, Apricots	Peach Twig Borer, San Jose Scale
Cherries, Pears	San Jose Scale

EPA-registered oils may be added to the Supracide Insecticide-Miticide spray mixture in the dormant/delayed dormant period. Do not use more than 1.5 gals. of oil per 100 gals. spray as a dilute spray or 6 gals. of oil per acre as a concentrate spray or 5 gals. of oil per acre as an aerial spray.

\*The rate of Supracide Insecticide-Miticide for concentrate and aerial sprays is based on a dilute spray with conventional ground equipment. A dilute spray is considered to be 300-600 gals./A. This amounts to a minimum of 3 pts. and a maximum of 12 pts. of Supracide Insecticide-Miticide per acre.

**Notes:** To avoid illegal residues, (1) Apply before any blossoms open, or injury may occur. (2) Do not graze treated areas or feed cover crops grown in treated areas to livestock.

Precaution: Supracide Insecticide-Miticide may be used on Red Beaut plums only as a dormant application. Do not apply Supracide Insecticide-Miticide to Red Beaut plums during the delayed dormant growth stage.

**GRAPEFRUITS, LEMONS, ORANGES, AND OTHER CITRUS FRUITS**

**Supracide Insecticide-Miticide Alone**

Apply the recommended rates anytime except during the full bloom period. In coastal areas of CA and other areas with no distinct bloom period, notify beekeepers prior to application. Preferred timing is during the immediate post bloom period, **before fruit becomes infested**. Use the low rate for light infestations and the high rate for moderate to heavy infestations. Thorough coverage is essential for good control.

Make no more than 2 applications per growing season and allow at least 45 days between applications. Severe infestations may require 2 treatments.

California Red Scale: (AZ and CA only) Apply 1-2 pts. per 100 gals. of water.

Black Scale: (CA only) Apply 1-2 pts. per 100 gals. of water.

Chaff, Glovers, Purple, Snow, Yellow Scale, and Mealybug: (FL only) Apply ½ -2 pts. per 100 gals. of water.

Black Scale, Whiteflies, and Citrus Blackfly: (FL only) Apply 1-2 pts. per 100 gals. of water.

Brown Soft, California Red, Chaff Scale, and Mealybug: (TX only) Apply ½ -2 pts. per 100 gals. of water.

The minimum amount of Supracide Insecticide-Miticide applied per acre is dependent upon the number of trees per acre and upon tree height. See the example below.

**Example:** Mature trees of normal foliage require a minimum of 5 gals. of spray plus one additional gallon for each foot of tree height for adequate coverage. Eighty trees per acre 20 ft. tall require 80 x 25 = 2,000 gals. of dilute spray per acre.

**Notes:** To avoid illegal residues, (1) Do not apply more than 40 pts./A. (2) Do not graze treated areas. (3) Make no more than 2 applications per growing season nor apply within 14 days of harvest.

**Supracide Insecticide-Miticide + Oil**

Apply the recommended rates anytime except during the full bloom period. In coastal areas of CA and other areas with no distinct bloom period, notify beekeepers prior to application.

In FL and TX, EPA-registered citrus spray oils at rates of 2-4 qts. per 100 gals. of water may be tank mixed with Supracide Insecticide-Miticide following the rates and timing listed above for Supracide Insecticide-Miticide alone.

In CA, EPA-registered citrus spray oils at rates listed below may be tank mixed with Supracide Insecticide-Miticide. See the above directions for rates and timing. A rate of ½ pt. of Supracide Insecticide-Miticide per 100 gals. of water may be used if tank mixed with oil.

Type of Oil	Amount per 100 gals. of water
Light – medium grade	1.6 – 1.8 gals.
Medium grade	1.6 – 1.8 gals.
Narrow – range 415 grade	1.2 – 1.4 gals.

For further details, consult the current University of California Citrus Treatment Guide.

**Notes:** To avoid illegal residues, (1) Do not apply more than 40 pts. of Supracide Insecticide-Miticide per acre in any one season. (2) Do not graze treated areas. (3) Make no more than 2 applications with oil per growing season nor apply within 60 days of harvest. (4) Lemons only, do not exceed 10 pts./A or apply more than once per season when tank mixed with oil.

**MANGOES**

Apply during the post harvest to bloom stage with ground equipment in 100 gals. of spray mixture per acre. Spray foliage to thoroughly wet upper and lower leaf surface. Repeat as needed at 3-week intervals.

False Oleander Scale, *Pseudaulacaspis cockerelli* (cooley): Apply ½ - 1 pt. and 0.5% oil per acre.

**Notes:** To avoid illegal residues, (1) Do not exceed 5 applications per season. (2) Do not graze or feed cover crops from treated groves.

**NURSERY STOCK (woody ornamental or herbaceous plants commercially grown for transplanting, except CA and NY)**

Apply at the rate listed below in a thorough cover spray to runoff. Thorough coverage and timing of application are essential for effective control. To control scale insects on nursery stock, including both potted and field grown plants, apply 2 pts. per 100 gals. of water once per season after scale crawlers have hatched. Monitor populations closely to determine when crawlers are present.

Because of changing cultivars in the nursery industry, test each new cultivar for phytotoxicity by treating one plant with the recommended rate at least 2 days prior to treatment of the remaining plants.

**OLIVES**

Apply once during the post harvest or prebloom season at the rate listed below as a full cover spray in a minimum of 400 gals. of water per acre. Supreme or superior type oil may be added to the spray mixture at the rate of 1 – 1 ½ gals. per 100 gals. of water.

Black Scale: Apply 2 pts. per 100 gals.

**Notes:** To avoid illegal residues, (1) Do not apply more than 12 pts./A per year. (2) Do not apply after rains break. (3) Do not graze treated areas or feed cover crops grown in treated areas to livestock. (4) Do not exceed one application per crop season.

**PECANS (Southeastern U.S. Only)**

Apply the appropriate rate listed below as a foliar or full cover spray in sufficient water for thorough coverage.

Yellow Pecan Aphid: Apply 2 pts. per 100 gals. and repeat as necessary at 14-21 day intervals.

Hickory Shuckworm and Pecan Serpentine Leafminer: Apply 2-4 pts. per 100 gals. when insects first appear or leafminer damage first appears and repeat as necessary at 14 - 21 day intervals. Use the 4 pt. per 100 gals. rate when infestations are heavy.

Precaution: Do not tank mix Supracide Insecticide-Miticide with Cyprex® as phytotoxicity may result.

**Notes:** To avoid illegal residues, (1) Do not apply within 60 days of harvest. (2) Do not graze treated areas or cut treated crops for feed. (3) Do not make more than 2 applications per crop cycle.

**SAFFLOWERS**

Apply in a minimum of 20 gals. of water by ground equipment or in a minimum of 5 gals. of water by air.

Lygus Bugs and Thrips: Apply 2 pts./A. Begin applications either at bud stage, 12-14 days before onset of bloom, or as infestations develop. Additional applications can be made on a 7-14 day schedule or as further infestations develop.

**Notes:** To avoid illegal residues, (1) Do not apply within 28 days of harvest. (2) Do not make more than 3 applications per year. (3) Do not graze treated areas.

**SUNFLOWERS**

Apply 2 pts./A. Make ground application in a minimum of 10 gals. of water per acre; aerial application in a minimum of 5 gals. of water per acre. Thorough coverage of the heads is necessary. 1 - 3 applications may be made on a 7-day schedule. The number of applications will be determined by the severity of the infestations.

Stem Weevil\*: Begin applications in early season at vegetative stage 2.3 (third alternate leaf developed) to vegetative stage 3.1 (inflorescence head visible but tightly surrounded by young leaves).

Sunflower Moth, Seed Weevil\*\*, Banded Sunflower Moth, and Sunflower Maggot Complex: Begin applications at the onset of bloom as the infestations develop.

Sunflower Seed Midge: Begin applications during early bud development.

\**Cylindrocopturus adspersus* and *Apion occidentale*

\*\**Smicronyx fulvus* and *Smicronyx sordidus*

**Notes:** To avoid illegal residues, (1) Do not apply within 50 days of harvest. (2) Do not graze treated areas or feed treated forage to livestock.

**WALNUTS**

**Dilute and Concentrate Sprays**

Walnut Scale, Frosted Scale, Italian Pear Scale: Apply during the dormant or delayed dormant period or as a cover spray when crawlers appear.

Codling Moth, Walnut Aphid: Apply as a cover spray according to moth activity or when aphids appear.

Use a rate of 2 pts. per 100 gals. of water as a dilute spray (400 gals./A), or a rate of 8 pts./A as a concentrate spray\* (a minimum of 100 gals. of water per acre).

When concentrate applications are made, proper equipment must be used to obtain uniform coverage. If scale infestations are severe, dilute applications should be used.

**Aerial Sprays**

Walnut Scale, Frosted Scale: Apply during the dormant or delayed dormant period and use 8 pts./A as an aerial spray\* in a minimum of 20 gals. of spray per acre.


Spray swath should be no wider than the distance between the tree rows or the length of the spray boom.

EPA-registered oils may be added to the Supracide Insecticide-Miticide spray mixture in the dormant/delayed dormant period. Do not use more than 1 gal. of oil per acre in concentrate and aerial sprays or 4 gals. of oil per acre in dilute sprays.

\*The rate of Supracide Insecticide-Miticide for concentrate and aerial sprays is based on a dilute spray with conventional ground equipment. A dilute spray is considered to be 400 gals./A. This amounts to 8 pts. of Supracide Insecticide-Miticide per acre.

**Notes:** To avoid illegal residues, (1) Make no more than one application during the dormant or delayed dormant period nor more than 1 cover sprays each season. (2) Do not apply within 7 days of harvest. (3) Allow a minimum of 2-day interval between applications. (4) Do not graze treated areas or feed cover crops grown in treated areas to livestock.

Precaution: Do not add oil to Supracide Insecticide-Miticide sprays to walnuts in southern or central CA or to trees that may be subject to stress due to drought, drying winds, disease, or severe insect infestations.





1/9

**STORAGE AND DISPOSAL**

**DO NOT** contaminate water, food, or feed by storage or disposal.

**PESTICIDE STORAGE:** Store at temperatures above 40°F. Crystals may form at lower storage temperatures. If this occurs, place the product in a warm room (68°F or above) and roll or shake the container at frequent intervals until all crystals are dissolved. Pouring the product through a 50-mesh or finer screen will indicate adequacy of or need to repeat above procedure. Do not store near food, feed, or fertilizer. Do not use or store in or around the home.

**PESTICIDE DISPOSAL:** Pesticide wastes are acutely hazardous. Improper disposal of unused pesticide, spray mixture, or rinse water is a violation of Federal law. If these wastes cannot be used according to label instructions, contact your State Pesticide or Environmental Control Agency, or the Hazardous Waste representative at the nearest EPA Regional Office for guidance in proper disposal methods.

**CONTAINER DISPOSAL:** Nonrefillable container. Do not reuse or refill this container. Offer for recycling, if available. Clean container promptly after emptying. Triple rinse as follows:

**(For 2 ½ gal.):**

Empty the remaining contents into application equipment or a mix tank and drain for 10 seconds after the flow begins to drip. Fill the container ¼ full with water and recap. Shake for 10 seconds. Pour rinsate into application equipment or a mix tank or store rinsate for later use or disposal. Drain for 10 seconds after the flow begins to drip. Repeat this procedure two more times.

**For Farm-Pak & Bulk:**

Triple rinse as follows: Empty the remaining contents into application equipment or a mix tank. Fill the container ¼ full with water. Replace and tighten closures. Tip container on its side and roll it back and forth, ensuring at least one complete revolution, for 30 seconds. Stand the container on its end and tip it back and forth several times. Turn the container over onto its other end and tip it back and forth several times. Empty the rinsate into application equipment or a mix tank or store rinsate for later use or disposal. Repeat this procedure two more times

**(For all):**

After cleaning, if recycling is not available, puncture and dispose of in a sanitary landfill or by incineration or if allowed by State and local authorities by burning. If burned stay out of smoke.

For minor spills, leaks, etc., follow all precautions indicated on this label and clean up immediately. Take special care to avoid contamination of equipment and facilities during cleanup procedures and disposal of wastes. Open dumping is prohibited.

**FOR 24-HOUR EMERGENCY ASSISTANCE (SPILL, LEAK, OR FIRE) CALL CHEMTREC® (800) 424-9300.**

For other product information, contact Gowan Company or see Material Safety Data Sheet.

**NOTICE OF CONDITIONS OF SALE AND WARRANTY AND LIABILITY LIMITATIONS**

**Important:** Read the entire Directions for Use and Notice of Conditions of Sale and Warranty and Liability Limitations before using this product. If terms are not acceptable return the unopened container for a full refund.

Our recommendations for use of this product are based on tests believed to be reliable. However, it is impossible to eliminate all risk associated with the use of this product. Crop injury, inadequate performance, or other unintended consequences may result due to soil or weather conditions, off target movement, presence of other materials, method of use or application, and other factors, all of which are beyond the control of Gowan Company. To the extent consistent with applicable law, all such risks are assumed by the Buyer and User.

Gowan Company warrants that this product conforms to the specifications on the label when used in strict conformance with Direction for Use, subject to the above stated risk limitations. **TO THE EXTENT CONSISTENT WITH APPLICABLE LAW, GOWAN COMPANY MAKES NO OTHER EXPRESS OR IMPLIED WARRANTY OF MERCHANTABILITY OR FITNESS FOR A PARTICULAR PURPOSE NOR ANY OTHER EXPRESS OR IMPLIED WARRANTY**

**TO THE FULLEST EXTENT PERMITTED BY LAW, GOWAN COMPANY'S EXCLUSIVE LIABILITY FOR ANY AND ALL LOSSES, INJURIES OR DAMAGES RESULTING FROM THE USE OR HANDLING OF THIS PRODUCT WHETHER IN CONTRACT, WARRANTY, TORT, NEGLIGENCE, OR ANY OTHER LEGAL THEORY IS STRICTLY LIMITED TO THE PURCHASE PRICE PAID OR REPLACEMENT OF PRODUCT, AT GOWAN COMPANY'S SOLE DISCRETION.**

Supracide® is a registered trademark of Gowan Company, L.L.C.

Cyprex® trademark of American Cyanamid

EPA Text Pending: Supracide Insectide-Miticide (to EPA 1-27-09)

