

10163-78

8-21-2003

1/11

RESTRICTED USE PESTICIDE

DUE TO ACUTE TOXICITY

For retail sale to and use only by Certified Applicators or persons under their direct supervision and only for those uses covered by the Certified Applicator's Certification.

GOWAN AZINPHOS-M 50 WSB

(Water Soluble Bags)

ACTIVE INGREDIENT:

O,O-Dimethyl S-(4-oxo-1,2,3-benzotriazin-3 (4-H)-yl) methyl) phosphorodithioate.

OTHER INGREDIENTS.....

% BY WT.

..... 50.0%

..... 50.0%

TOTAL 100.0%

KEEP OUT OF REACH OF CHILDREN

☠ DANGER-POISON ☠
PELIGRO

Si usted no entiende la etiqueta, busque a alguien para que se la explique a usted en detalle. (If you do not understand the label, find someone to explain it to you in detail.)

FIRST AID

If inhaled	<ul style="list-style-type: none"> • Move person to fresh air. • If person is not breathing, call 911 or an ambulance, then give artificial respiration, preferably by mouth-to-mouth, if possible. • Call a poison control center or doctor for further treatment advice.
If on skin or clothing	<ul style="list-style-type: none"> • Take off contaminated clothing. • Rinse skin immediately with plenty of water for 15-20 minutes. • Call a poison control center or doctor for treatment advice.
If in eyes	<ul style="list-style-type: none"> • Hold eye open and rinse slowly and gently with water for 15-20 minutes. • Remove contact lenses, if present, after the first 5 minutes, then continue rinsing eye. • Call a poison control center or doctor for treatment advice.
If swallowed	<ul style="list-style-type: none"> • Call a poison control center or doctor immediately for treatment advice. • Have person sip a glass of water if able to swallow. • Do not induce vomiting unless told to do so by the poison control center or doctor • Do not give anything by mouth to an unconscious person.

HOT LINE NUMBER

Have the product container or label with you when calling a poison control center or doctor, or going for treatment. You may also contact 1-888-478-0798 for emergency medical treatment information.

NOTE TO PHYSICIAN

This product is an organophosphate insecticide. If symptoms of cholinesterase inhibition are present, atropine sulfate by injection is antidotal. 2-PAM is also antidotal and may be administered, but only in conjunction with atropine.

PRECAUTIONARY STATEMENTS
HAZARDS TO HUMANS AND DOMESTIC ANIMALS
DANGER-POISON

Fatal if swallowed, inhaled or absorbed through the skin. Do not breath vapor, dust or spray mist. Do not get in eyes, on skin or on clothing. Keep out of reach of children and domestic animals. Do not contaminate feed or foodstuffs. Do not rub eyes or mouth with hands. If you feel sick in any way, STOP work and get help right away. See First Aid section of this label. For questions regarding further treatment or information about the product, call the National Pesticide Telecommunications Network at 1-800-858-7378. Some materials that are chemical-resistant to this product are barrier laminate, nitrile rubber and neoprene rubber. If you want more options, follow the instructions for category A on an EPA chemical-resistance category selection chart.

PERSONAL PROTECTIVE EQUIPMENT (PPE)

Mixers, loaders, applicators using aerial equipment, and other handlers using engineering controls must wear:

- Long-sleeved shirt and long pants
- Shoes plus socks

In addition to the above, mixers and loaders must wear:

- Chemical-resistant gloves
- Chemical-resistant apron
- Protective eyewear

NET CONTENTS

POUNDS

ACCEPTED

AUG 21 2003

EPA Reg. No. 10163-78
EPA Est. No. 67545-AZ-1



Under the Federal Insecticide, Fungicide, and Rodenticide Act, as amended, Yuma, Arizona, registered under EPA Reg. No. 10163-78

10163-78

Use of fully enclosed cabs can result in reduced exposure to pesticides. Applicators using motorized ground equipment who are not in fully enclosed cabs, persons (other than flaggers) supporting aerial application within 300 feet of the application site, and handlers engaged in those activities for which use of an engineering control is not possible, such as cleaning up a spill or leak and cleaning or repairing contaminated equipment, must wear:

- Coveralls over long-sleeve shirt and long pants; for airblast applicators, coveralls must be chemical-resistant
- Chemical-resistant gloves
- Chemical-resistant footwear plus socks
- Protective eyewear
- Chemical-resistant apron if exposed to the concentrate
- Chemical-resistant headgear for overhead exposure and
- A respirator with an organic-vapor removing cartridge with a prefilter approved for pesticides (MSHA/NIOSH approval number prefix TC-23C), or a canister approved for pesticides (MSHA/NIOSH approval number prefix TC-14G), or a NIOSH-approved respirator with an organic vapor (OV) cartridge or canister with any N, R or P or HE prefilter. Do not use type N prefilter if oil is added to the spray tank for application.
- See Engineering Controls for additional requirements

Follow manufacturer's instructions for cleaning/maintaining PPE. If no such instructions for washables exist, use detergent and hot water. Keep and wash PPE separately from other laundry. Discard clothing and other absorbent materials that have been drenched or heavily contaminated with this product's concentrate. Do not reuse them.

Engineering controls: Water-soluble packets when used correctly qualify as a closed mixing/loading system under the Worker Protection Standard for Agricultural Pesticides [40 CFR 170.240(d)(4)]. Mixers and loaders using water-soluble packets must:

- Wear the personal protective equipment required above for mixers/loaders
- Be provided and must have immediately available for use in an emergency, such as a broken package, spill, or equipment breakdown: the PPE specified in the PPE section of this labeling for handlers engaged in those activities for which use of an engineering control is not possible.

Pilots must use an enclosed cockpit that meets the requirements listed in the Worker Protection Standard (WPS) for agricultural pesticides [40 CFR 170.240 (d)(6)]

Human flagging is prohibited.

When handlers use enclosed cabs in a manner that meets the requirements listed in the Worker Protection Standard (WPS) for agricultural pesticides (40 CFR 170.240 (d)(4-6)), the handler PPE requirements may be reduced or modified as specified in the WPS.

USER SAFETY RECOMMENDATIONS

Users should:

- Wash hands before eating, drinking, chewing gum, using tobacco or using the toilet.
- Remove clothing/PPE immediately if pesticide gets inside. Then wash thoroughly and put on clean clothing.
- Remove PPE immediately after handling this product. Wash the outside of gloves before removing. As soon as possible, wash thoroughly and change into clean clothing.

ENVIRONMENTAL HAZARDS

This pesticide is extremely toxic to fish and wildlife. For terrestrial uses, do not apply directly to water or to areas where surface water is present or to intertidal areas below the mean high-water mark. Do not contaminate water when disposing of equipment washwater or rinsate. Drift and runoff may be hazardous to aquatic organisms in neighboring areas.

This product is highly toxic to bees exposed directly to treatment or residues on crops. Do not apply this product or allow it to drift to blooming crops or weeds if bees are visiting the treatment area. Protective information may be obtained from your cooperative Agricultural Extension Service.


This chemical can contaminate surface water through spray applications. Under some conditions, it may also have a high potential for runoff into surface water after application. These include poorly draining or wet soils with readily visible slopes toward adjacent surface waters, frequently flooded areas, areas overlaying extremely shallow ground water, areas with in-field canals or ditches that drain to surface water, areas not separated from adjacent surface waters with vegetated filter strips, and areas over-laying tile drainage systems that drain to surface water.

DIRECTIONS FOR USE

It is a violation of Federal law to use this product in a manner inconsistent with its labeling.

Do not apply this product in a way that will contact workers or other persons, either directly or through drift. Only protected handlers may be in the area during application. For any requirements specific to your State or Tribe, consult the agency responsible for pesticide regulation.

This product may not be reformulated or used under a State Special Local Need Registration for use on sugarcane, ornamentals, Christmas trees, shade trees or forest trees.



AGRICULTURAL USE REQUIREMENTS

Use this product only in accordance with its labeling and with the Worker Protection Standard, 40 CFR Part 170. This Standard contains requirements for the protection of agricultural workers on farms, forests, nurseries, and greenhouses and handlers of agricultural pesticides. It contains requirements for training, decontamination, notification and emergency assistance. It also contains specific instructions and exceptions pertaining to the statements on this label about personal protective equipment (PPE) and restricted entry intervals. The requirements in this box only apply to uses of this product that are covered by the Worker Protection Standard.

Do not enter or allow entry into treated areas during the restricted entry interval (REI). The REI for each crop is listed in the directions for use associated with each crop.

Under specified conditions, the Worker Protection Standard (WPS) allows workers to enter pesticide treated areas during a restricted entry interval (REI) to perform certain agricultural tasks. Azinphos-methyl is a double notification chemical. Under WPS, the following exceptions to the REI may apply to double notification chemicals:

- No contact early entry (40CFR 170.112(b))
- Short term tasks with no hand labor (40CFR 170.112(c))
- Tasks during an agricultural emergency (40CFR 170.112(d))
- For complete information on requirements for these early entry exceptions, please refer to "The Worker Protection Standard for Agricultural Pesticides -How to Comply: What Employers Need to Know," dated July 1993 (EPA735-B-93-001), and to the EPA website <http://www.epa.gov/pesticides/safety/workers/workers.htm>

In addition, certified crop advisors and persons performing crop advising tasks under a qualified crop advisor's direct supervision are exempt from certain specified provisions of the WPS. For complete information on crop advisor exemptions under WPS, refer to 40CFR 170.104.

Notify workers of the application by warning them orally and by posting warning signs at entrances to treated areas.

PPE required for early entry to treated areas that is permitted under the Worker Protection Standard and that involves contact with anything that has been treated, such as plants, soil, or water is:

- Coveralls over long-sleeved shirt and long pants
- Chemical resistant gloves made out of any waterproof material
- Chemical resistant footwear plus socks
- Protective eyewear
- Chemical resistant headgear for over head exposures.

MIXING DIRECTIONS

- Packets containing Gowan Azinphos-M 50 WSB are water soluble. Avoid exposing inner bags to moisture.
- Do not allow bags to become wet prior to adding to the spray tank.
- Do not handle inner bag with wet hands.
- Reseal outer bag in a manner that protects remaining packets from moisture.
- Turn on spray tank agitation prior to adding water soluble packets. Buffer the water in the spray tank before adding Gowan Azinphos-M 50 WSB.
- To prepare the spray mixture, drop the required number of unopened packets, as determined under RECOMMENDATIONS, into the spray tank while filling with water to the desired level (whenever possible direct the fill water over the top of the packets to increase the rate of package dissolution). Where dosages of Gowan Azinphos-M 50 WSB are expressed as fractions of pounds, prepare the tank mix load to the lower of the nearest whole pound.
- Depending on the water temperature and the degree of agitation, the packets should be completely dissolved within approximately three to five minutes from the time they were added to the spray tank.
- Once the packets have completely dissolved, add other chemicals following conventional mixing order practices. (See section entitled COMPATIBILITY.)
- Tank-mix solutions containing boron will affect the solubility of the water soluble film. Thoroughly rinse the spray tank of any boron - containing spray solution prior to adding any water soluble packets. When preparing tank mixes containing boron, add the correct amount of Gowan Azinphos-M 50 WSB to the spray tank first. Make sure that the water soluble packets are completely dissolved. Add boron preparations to the spray tank last because even very low concentrations of boron will inhibit the solubility of the film. Carryover concentrations of boron in the spray tank need to be minimized and may cause dissolved water soluble bag material to precipitate and form insoluble residue in the spray tank system.

SPRAYING

BACKPACK OR HANDHELD SPRAYING IS PROHIBITED.

Prepare water dilutions appropriate for type of equipment used as described in DILUTION DIRECTIONS. When applying, work to windward. Complete coverage and thorough application are essential for most effective results. Schedule applications in accordance with local conditions. Consult your State Agricultural Experiment Station or Extension Service for specific use information in your area.

DILUTION DIRECTIONS

The rate required for thorough, uniform coverage varies with plant growth at time of application. Except as specified for certain uses, the following rates are intended to cover a broad range of applications.

Dilute Application


Field and Row Crops: Apply specified rate in 20 to 75 gals. of water per acre.
Trees and Vines: Apply specified rate in 100 to 800 gals. of water per acre.

Concentrate Application

Field and Row Crops: Apply specified rate in not less than 5 gals. of water per acre.
Trees and Vines: Apply specified rate in 20 to 100 gals. of water per acre.
Special concentrate equipment is required for these applications.

Aerial Application

Human flagging is prohibited.
Aerial application is prohibited for all crops with the exception of cranberries, cotton, blueberries, potatoes and southern pine seed orchards.
ALL AERIAL APPLICATIONS REQUIRE ENCLOSED COCKPITS.
Field and Row Crops: Apply specified rate in a minimum of 3 gals. of water per acre.
Trees and Vines: Apply specified rate in a minimum of 10 gals. of water per acre. When tank mixing with other products, a premix is suggested to achieve a uniform suspension.



4/11

Unless specifically prohibited under a crop recommendation, application to all crops is allowed using ground or air equipment. Follow DILUTION DIRECTIONS above.

REQUIREMENTS FOR REDUCING SPRAY DRIFT

Do not apply under circumstances where possible drift to unprotected persons or to food, forage, or other plantings that might be damaged or crops thereof rendered unfit for sale, use or consumption can occur.

1. Use the largest droplet size consistent with acceptable efficacy. Formation of very small droplets may be minimized by appropriate nozzle selection, by orienting nozzles away from the air stream as much as possible and by avoiding excessive spray boom pressure. For groundboom and aerial applications, use medium or coarser spray nozzles according to ASAE 572 definition for standard nozzles or a volume mean diameter (VMD) of 300 microns or greater for spinning atomizer nozzles.
2. Make aerial or ground applications when the wind velocity favors on-target product deposition. Apply only when the wind speed is less than or equal to 10 mph. For all non-aerial applications, wind speed must be measured adjacent to the application site on the upwind side, immediately prior to application.
3. Do not make aerial or ground applications into areas of temperature inversions. Inversions are characterized by stable air and increasing temperatures with increasing distance above the ground. Mist or fog may indicate the presence of an inversion in humid areas. Where permissible by local regulations, the applicator may detect the presence of an inversion by producing smoke and observing a smoke layer near the ground surface.
4. Low humidity and high temperatures increase the evaporation rate of spray droplets and therefore the likelihood of increased spray drift. Avoid spraying during conditions of low humidity and/or high temperatures.
5. All aerial and ground application equipment must be properly maintained and calibrated using appropriate carriers.
6. For ground boom applications, apply with nozzle height no more than 4 feet above the ground or crop canopy.
7. For airblast applications, turn off outward pointing nozzles at row ends and when spraying the outer two rows. To minimize spray loss over the top in orchard applications, spray must be directed into the canopy.
8. For ground-boom, chemigation, orchard or other airblast applications, do not apply within 25 feet of permanent water bodies (rivers, natural ponds, lakes, streams, reservoirs, marshes, estuaries, or commercial fish ponds).
9. For aerial application to potatoes, do not apply within 150 feet of permanent water bodies (aquatic buffer zone).
10. For aerial application to crops other than potatoes, do not apply within 50 feet of permanent water bodies (aquatic buffer zone).
11. For aerial applications, release spray at the lowest height consistent with efficacy and flight safety. If the application includes an aquatic buffer zone, do not release spray at a height greater than 10 feet above the ground or crop canopy.
12. For aerial applications, the spray boom should be mounted on the aircraft so as to minimize drift caused by wing tip vortices. The minimum practical boom length should be used and must not exceed 75% of the wingspan or 90% of rotor blade diameter. Use upwind swath displacement.

To address Integrated Pest Management issues: Local integrated management systems are available for controlling the pests on this label. Such systems include the use of biological control agents, alternative chemicals, and scouting. Consult your local Extension specialist or other consultant for further details.

ROTATIONAL CROPS

Do not plant root crops other than those with registered azinphos-methyl uses in azinphos-methyl treated soil sooner than 6 months after last application. Do not plant any other crop other than those with registered azinphos-methyl uses in treated soil sooner than 30 days after last application.

**GENERAL USE
PRECAUTIONS AND RESTRICTIONS**

Do not apply to the point of runoff.
 This product may not be reformulated or used under State Special Local Needs Registrations for use on sugarcane, ornamentals, Christmas trees, shade trees, or forest trees, except as specified on this label.
 Do not apply when bees are in the area.
 Do not use for any food or forage crop not listed on this labeling. Use only according to label directions. Application at rates above those shown may result in illegal crop residues.
COMPATIBILITY: Gowan Azinphos-M 50 WSB is compatible with many registered pesticides and liquid fertilizers. Do not combine with any products unless previous use of the mixture has proven physically compatible and safe to plants. When mixing Gowan Azinphos-M 50 WSB with any other product, add wettable powders or dry flowable formulations first and then add liquid products. If there is any separation, we recommend that combination not be used. Combination should be kept agitated and should be applied immediately. Do not allow combination to sit for prolonged periods in the chemical supply tank or irrigation lines.
 Gowan Azinphos-M 50 WSB is compatible with summer oils; these may be added to sprays in accordance with local recommendations.
 Do not graze livestock in treated orchards or groves. Where specific grazing restrictions are given for a crop listing, follow these specific directions.
USE OF THIS PRODUCT IN GREENHOUSES OR ENCLOSED AREAS IS PROHIBITED.

5/11

PREHARVEST INTERVAL


The required days between the last application and harvest are given in () after each crop name.

FIELD CROPS

CROP	PEST	LBS. 50 WSB/ ACRE	COMMENTS
COTTON (7) (Texas and Missouri only)	For control of bollweevil only	1/2 to 1/2	Apply by ground or air equipment in sufficient water for complete coverage but not less than 5 gals. of water per acre. Cotton should not be pastured
	Do not enter or allow entry into treated areas during the restricted entry interval (REI) of 7 days. Limit to 3 applications of 0.5 lbs. ai/A per year. Allow a minimum of 5 days between applications. Mechanical harvesting is required.		

VEGETABLES

CROP	PEST	LBS. 50-WSB/ ACRE	COMMENTS
POTATOES (7) (Columbia River Basin of Oregon and Washington only)	Colorado Potato Beetle*	3/4	Apply in sufficient water for complete coverage. For application by irrigation systems, apply specified dosage per acre. Follow all directions given under the CHEMIGATION section of this label.
	Banded cucumber beetle, leafminer	1/2 - 1	
	European Corn Borer, Flea Beetle, Leafhopper, Spittlebug, Tarnished Plant Bug	1 - 1 1/2	
	Tuberworm	1 TM - 1 1/2	
<ul style="list-style-type: none"> Do not enter or allow entry into treated areas during the restricted entry interval (REI) of 7 days. In addition to the early entry exceptions allowed by the Worker Protection Standard, you may enter or allow workers to enter treated areas to perform fireflight pruning 7 days following application as long as you and any workers wear coveralls over a long sleeved shirt and long pants, chemical resistant gloves made out of any waterproof material, chemical resistant footwear plus socks, chemical resistant headgear for over head exposures, and protective eyewear. Maximum application rate at 1.0 lbs ai/A or 1.5 lbs ai/A in conjunction with an IPM program. Minimum of 7 days between applications For aerial applications, do not apply within 150 feet of rivers, natural ponds, lakes, streams, reservoirs, marshes, estuaries, and commercial fish ponds. 			
BRUSSELS SPROUTS (7)	For control of Cabbage Root Maggot only	1 1/2	Apply to soil at transplant only.
	<ul style="list-style-type: none"> Do not enter or allow entry into treated areas during the restricted entry interval (REI) of 7 days Limit to 1 application of 0.75 lbs ai/A per year Apply to soil at transplant only 		



6/11

FRUIT

NOTE: When treating fruit during the bloom period, it is recommended that bee keepers be warned well in advance to remove hives a safe distance from orchards to be treated.

CROP	PEST	LBS. 50 WSB/ ACRE	COMMENTS
APPLES, CRABAPPLES (See text for PHI)	Aphid*, Apple Maggot, Codling Moth, European Apple Sawfly, Eyespotted Bud Moth, Forbes Scale, Fruitree Leafroller, Green Fruitworm*, Leafhopper*, Mealybug*, Orange Tortrix, Pear Psylla, Plum Curculio, Putnam Scale, Redbanded Leafroller, San Jose Scale*, Stink Bug, Tarnished Plant Bug*	1½ to 3	Apply by ground ½ to 1 lb. per 100 gals. based on 300 gals. per acre. Gowan Azinphos-M 50 WSB is compatible with summer oils, which may be added to apple sprays in accordance with local recommendations.
<p>Do not enter or allow entry into treated areas during the restricted entry interval (REI) of 14 days. In addition to the early entry exceptions allowed by the Worker Protection Standard, you may enter or allow workers to enter treated areas to perform firelight pruning 7 days following application as long as you and any workers wear coveralls over a long sleeved shirt and long pants, chemical resistant gloves made out of any waterproof material, chemical resistant footwear plus socks, chemical resistant headgear for overhead exposures, and protective eyewear.</p> <p>PHI - 14 days for rates less than or equal to 1.0 lb ai/A ✓ PHI - 21 days for rates greater than 1.0 lb ai/A</p> <p>Allow at least 7 days between applications Limit applications to a maximum of 4.0 lbs ai/A per year Maximum application rate at 1.0 lbs ai/A per application or 1.5 lbs ai/A in conjunction with an IPM program Use during dormant season is prohibited Aerial application is prohibited For airblast applications, turn off outward pointing nozzles at row ends and when spraying the outer two rows. Do not graze livestock in treated orchards. The user shall not authorize any person who is not covered by the Worker Protection Standard (WPS), such as members of the general public involved in "pick-your-own," "U-pick," or similar operations, to enter a treated area for 30 days after application.</p>			
NECTARINES, PEACHES (21)	Aphid*, Cottony Peach Scale, European Fruit Lecanium Scale, Forbes Scale, Lesser Peachtree Borer, Oriental Fruit Moth, Peach Twig Borer, Peachtree Borer, <i>Platynota</i> <i>flavidana</i> Leafroller, Plum Curculio, Redbanded Leafroller, San Jose Scale*, Stink Bug, Tarnished Plant Bug*, Terrapin Scale, Thrips, Walnut Scale, White Peach Scale	1½ to 2½	Apply specified dosage per acre as a full coverage spray by ground. For control of peachtree borer, apply 2 sprays to trunk from ground to scaffold limbs, timed with moth flight. For control of scale, apply when crawlers are present. Gowan Azinphos-M 50 WSB is compatible with summer oils which may be added to peach sprays in accordance with local recommendations.
<p>Do not enter or allow entry into treated areas during the restricted entry interval (REI) of 14 days. Limit to 2 applications of 1.125 lbs ai/A per year Minimum of 14 days between applications Use during dormant season is prohibited Aerial application is prohibited For airblast applications, turn off outward pointing nozzles at row ends and when spraying the outer two rows. Do not graze livestock in treated orchards The user shall not authorize any person who is not covered by the Worker Protection Standard (WPS), such as members of the general public involved in "pick-your-own," "U-pick," or similar operations, to enter a treated area for 30 days after application.</p>			

.....

7/11

CROP	PEST	LBS. 50 WSB/ ACRE	COMMENTS
PEARS (See text for PHI)	Aphid*, Apple Maggot, Codling Moth, European Apple Sawfly, Eyespotted Bud Moth, Forbee Scale, Fruitree Leafroller, Green Fruitworm*, Leafhopper*, Mealybug*, Orange Tortrix, Pear Psylla, Plum Curculio, Putnam Scale, Redbanded Leafroller, San Jose Scale*, Stink Bug, Tarnished Plant Bug*	1½ to 3	Apply ¼ to 1 lb. per 100 gals. based on 300 gals. per acre. Gowan Azinphos-M 50 WSB is compatible with dormant and summer oils, which may be added to pear sprays in accordance with local recommendations.
<p>Do not enter or allow entry into treated areas during the restricted entry interval (REI) of 14 days. In addition to the early entry exceptions allowed by the Worker Protection Standard, you may enter or allow workers to enter treated areas to perform fireblight pruning 7 days following application as long as you and any workers wear coveralls over a long sleeved shirt and long pants, chemical resistant gloves made out of any waterproof material, chemical resistant footwear plus socks, chemical resistant headgear for overhead exposures, and protective eyewear.</p> <p>PHI - 14 days for rates less than or equal to 1.0 lb ai/A PHI - 21 days for rates greater than 1.0 lb ai/A Limit to 3 applications and 3.0 lbs ai/A per year Maximum application rate at 1.0 lbs ai/A per application or 1.5 lbs ai/A in conjunction with an IPM program Allow a minimum of 7 days between applications Use during dormant season is prohibited Aerial application is prohibited For airblast applications, turn off outward pointing nozzles at row ends and when spraying the outer two rows. Do not graze livestock in treated orchards. The user shall not authorize any person who is not covered by the Worker Protection Standard (WPS), such as members of the general public involved in "pick-your-own," "U-pick," or similar operations, to enter a treated area for 30 days after application.</p>			
BLUEBERRIES Lowbush (10) (For use only in the state of Maine)	Blueberry Maggot, Fruitworms, Lecanium Scale, Plum Curculio	1 to 1½	Apply specified dosage with aerial or ground equipment using sufficient water for good coverage.
<p>Do not enter or allow entry into treated area during the restricted entry interval (REI) of 10 days Limit to 2 applications of 0.75 lbs ai/A per year Minimum of 10 days between applications This product may only be applied in Maine The user shall not authorize any person who is not covered by the Worker Protection Standard (WPS), such as members of the general public involved in "pick-your-own," "U-pick," or similar operations, to enter a treated area for 30 days after application</p>			
BLUEBERRIES, Highbush (7) This product may only be applied in the following States: Alabama, Arkansas, Florida, Georgia, Indiana, Michigan, New Jersey, New York, and North Carolina	Blueberry Maggot, Fruitworms, Lecanium Scale, Plum Curculio	1½	Apply as a full coverage spray of ¼ lb. per 100 gals. based on 300 gals. per acre.
<p>Do not enter or allow entry into treated areas during the restricted entry interval (REI) of 7 days Limit to 2 applications of 0.75 lbs ai/A per year Minimum of 10 days between applications For airblast applications, turn off outward pointing nozzles at row ends and when spraying the outer two rows. The user shall not authorize any person who is not covered by the Worker Protection Standard (WPS), such as members of the general public involved in "pick-your-own," "U-pick," or similar operations, to enter a treated area for 30 days after application</p>			

•••••
 •••••
 •••••

FRUIT (continued)

CROP	PEST	LBS. 50WSB/ ACRE	COMMENTS
CHERRIES (15)	Eyespotted Bud Moth, Forbes Scale, Fruit Flies, Fruitree Leafroller, Lesser Peachtree Borer, Plum Curculio, San Jose Scale*, Cherry Leafminer, Mineola Moth	1 1/2	Apply by ground as a full coverage spray (or Northeast and North Central States: 1/2 lb. per 100 gals. based on 300 gals. per acre.)
	<p>Do not enter or allow entry into treated areas during the restricted entry interval (REI) of 15 days Limit to 2 applications of 0.75 lbs ai/A per year Minimum of 14 days between applications Use during dormant season is prohibited Aerial application is prohibited For airblast applications, turn off outward pointing nozzles at row ends and when spraying the outer two rows Do not graze livestock in treated orchards The user shall not authorize any person who is not covered by the Worker Protection Standard (WPS), such as members of the general public involved in "pick-your-own," "U-pick," or similar operations, to enter a treated area for 30 days after application</p>		
CRANBERRIES (21)	Cranberry Fruitworm, <i>Spergonthis Sulfureana</i> , Tipworm	1 to 2	Apply specified dosage by air or ground equipment using sufficient water for good coverage. For application by irrigation systems; apply specified dosage per acre. Follow all directions given under the CHEMIGATION section of this label.
	Fireworm	2	
<p>Do not enter or allow entry into treated areas during the restricted entry interval (REI) of 7 days Limit to 2 applications of 1.0 lbs ai/A per year Minimum of 14 days between applications</p>			

NUTS

CROP	PEST	LBS. 50 WSB/ ACRE	COMMENTS
ALMONDS (30)	Peach Twig Borer, Navel Orangeworm	3 to 4	Apply by ground specified dosage by concentrate sprayer or as a full coverage spray, using up to 400 gals. of finished spray per acre.
	<ul style="list-style-type: none"> Do not enter or allow entry into treated areas during the restricted entry interval (REI) of 30 days Limit to 1 application of 2.0 lbs ai/A per year Use during dormant season is prohibited Aerial application is prohibited For airblast applications, turn off outward pointing nozzles at row ends and when spraying the outer two rows Do not graze livestock in treated orchards 		
PISTACHIOS (Arizona & California Only) (21)	Navel Orangeworm	4	Apply as a full coverage spray, using not more than 500 gals. of finished spray per acre by ground. Make one application from bud break to 10% hullsplit.
	<ul style="list-style-type: none"> Do not enter or allow entry into treated areas during the restricted entry interval (REI) of 21 days Limit to 1 application of 2.0 lbs ai/A per year Use during dormant season is prohibited Aerial application is prohibited For airblast applications, turn off outward pointing nozzles at row ends and when spraying the outer two rows Do not graze livestock in treated orchards. 		
WALNUTS (30)	Codling Moth, Filbert Worm, Navel Orangeworm	2 to 4	Apply specified dosage as a full coverage spray by ground.
	<p>Do not enter or allow entry into treated areas during the restricted entry interval (REI) of 30 days Limit to 1 application of 2.0 lbs ai/A per year Use during dormant season is prohibited Aerial application is prohibited For airblast applications, turn off outward pointing nozzles at row ends and when spraying the outer two rows Do not graze livestock in treated orchards</p>		

SOUTHERN PINE SEED ORCHARDS

CROP	PEST	LBS. 50 WSB/ ACRE	COMMENTS
	Coneworm, Seedworm	3	May be applied through aerial application only at a maximum rate of 3 lbs. Azinphos 50 WSB per acre, with no more than 2 applications per year and a total annual maximum of 6 pounds per acre.
	<p>Do not enter or allow entry into treated areas during the restricted entry interval (REI) of 45 days Limit to 2 applications of 1.5 lbs ai/A per year Do not apply until hand pollination has been completed Minimum of 30 days between applications</p>		

9/11

NURSERY STOCK			
CROP	PEST	LBS. 50 WSB/ ACRE	COMMENTS
ONLY WOODY SHRUBS, VINES, SEEDLING TREES, AND NON-BEARING FRUIT TREES IN OUTDOOR COMMERCIAL NURSERY SETTINGS	For control of Black Vine weevil only	2	Apply specified dosage to 100 gallons of water. Thorough coverage is necessary for maximum control.
	<ul style="list-style-type: none"> • Do not enter or allow entry into treated areas during the restricted entry interval (REI) of 4 days • Limit to 4 applications at 1.0 lbs ai/A • Minimum of 10 days between applications • For control of black vine weevil in association with meeting state nursery stock inspection and certification requirements only • Use in greenhouses is prohibited • Do not use on Christmas trees • Use of handheld application equipment is prohibited • Aerial application is prohibited • For airblast applications, turn off outward pointing nozzles at row ends and when spraying the outer two rows • Sale of treated plants is prohibited for 30 days after application 		

*In some areas, these species may have developed resistance to organophosphate insecticides. Gowan Azinphos-M 50 WSB used alone may not provide satisfactory control in those areas. Consult your local agricultural advisor or Cooperative Extension Service for recommendations.

**This dosage is calculated for conventional hydraulic-type sprayers. When lower volumes of spray are applied per acre with concentrate sprayers, increase the concentration of Gowan Azinphos-M 50 WSB in the spray mixture in order to apply amount of product per acre equivalent to a full coverage spray. See DILUTION DIRECTIONS for water dilution guidelines.

GENERAL CHEMIGATION INSTRUCTIONS

Application by chemigation is prohibited on pome fruit, peaches, and cotton.
 Gowan Azinphos-M 50 WSB may be applied through recommended types of irrigation systems to many crops. If application by chemigation is not listed in the remarks section for a crop, Gowan Azinphos-M 50 WSB may not be applied to that crop through irrigation systems.
 Apply this product only through sprinkler, including center pivot, lateral move, side roll, overhead solid set, or low pressure sprinkler irrigation systems. Do not apply this product through any other type of irrigation system.
 The irrigation system must provide uniform distribution of treated water. Crop injury, lack of effectiveness, or illegal pesticide residues in the crop can result from non-uniform distribution of treated water.
 The system must be calibrated to uniformly apply the rates specified for chemigation application for specific crops. If you have questions about calibration, you should contact State Extension Service specialists, equipment manufacturers, or other experts. Do not connect an irrigation system (including greenhouse systems) used for pesticide application to a public water system unless the pesticide label-prescribed safety devices for public water systems are in place.
 A person knowledgeable of the chemigation system and responsible for its operation or under the supervision of the responsible person, shall shut the system down and make necessary adjustments should the need arise.
 Do not apply when wind speed favors drift beyond the area intended for treatment.

REQUIRED SAFETY SYSTEM DEVICES

The system must contain a functional check valve, and low pressure drain appropriately located on the irrigation pipeline to prevent water source contamination from backflow.
 The pesticide injection pipeline must contain a functional, automatic, quick-closing check valve to prevent the flow of fluid back toward the injection pump.
 The pesticide injection pipeline must also contain a functional, normally closed, solenoid-operated valve located on the intake side of the injection pump and connected to the system interlock to prevent fluid from being withdrawn from the supply tank when the irrigation system is either automatically or manually shut down.
 The system must contain functional interlocking controls to automatically shut off the pesticide injection pump when the water pump motor stops.
 The irrigation line or water pump must include a functional pressure switch which will stop the water pump motor when the water pressure decreases to the point where pesticide distribution is adversely affected.
 Systems must use a metering pump, such as a positive displacement injection pump (e.g., diaphragm pump) effectively designed and constructed of materials that are compatible with pesticides and capable of being fitted with a system interlock.

USING WATER FROM PUBLIC WATER SYSTEMS

DO NOT APPLY GOWAN AZINPHOS-M 50 WSB THROUGH ANY IRRIGATION SYSTEM PHYSICALLY CONNECTED TO A PUBLIC WATER SYSTEM. Public water system means a system for the provision to the public of piped water for human consumption if such system has at least 15 service connections or regularly serves an average of at least 25 individuals daily at least 60 days out of the year.
 Gowan Azinphos-M 50 WSB may be applied through any of the recommended types of irrigation systems which may be supplied by a public water system only if the water from the public water system is discharged into a reservoir tank prior to pesticide introduction. There shall be a complete physical break (air gap) between the outlet end of the fill pipe and the top or overflow rim of the reservoir tank of at least twice the inside diameter of the fill pipe. Before beginning chemigation, always make sure that the air gap exists and that there is no blockage of the overflow of the reservoir tank. Any irrigation system using water supplied from a public water system must also meet the following requirements:
 The pesticide injection pipeline must contain a functional, automatic, quick-closing check valve to prevent the flow of fluid back toward the injection pump.
 The pesticide injection pipeline must contain a functional, normally closed, solenoid-operated valve located on the intake side of the injection pump and connected to the system interlock to prevent fluid from being withdrawn from the supply tank when the irrigation system is either automatically or manually shut down.
 The system must contain functional interlocking controls to automatically shut off the pesticide injection pump when the water pump motor stops, or in cases where there is not a water pump, when the water pressure decreases to the point where pesticide distribution is adversely affected.
 Systems must use a metering pump, such as a positive displacement injection pump (e.g., diaphragm pump) effectively designed and constructed of materials that are compatible with pesticides and capable of being fitted with a system interlock.
 Do not apply when wind speed favors drift beyond the area intended for treatment.

10/11

POSTING

Posting of areas to be chemigated is required when 1) any part of a treated area is within 300 feet of sensitive areas such as residential areas, labor camps, businesses, day care centers, hospitals, in-patient clinics, nursing homes, or any public areas such as schools, parks, playgrounds, or other public facilities not including public roads, or 2) when the chemigated area is open to the public such as golf courses.

Posting must conform to the following requirements: Treated areas shall be posted with signs at all usual points of entry and along likely routes of approach from the listed sensitive areas. When there are no usual points of entry, signs must be posted in the corners of the treated areas and in any location affording maximum visibility to the sensitive areas. The printed side of the sign should face away from the treated area towards the sensitive area. The signs shall be printed in English. Signs must be posted prior to application and must remain posted until foliage has dried and soil surface water has disappeared. Signs may remain in place indefinitely as long as they are composed of materials to prevent deterioration and maintain legibility for the duration of the posting period.

All words shall consist of letters at least 2 1/2 inches tall, and all letters and the symbol shall be a color which sharply contrasts with their immediate background. At the top of the sign shall be the words KEEP OUT, followed by an octagonal stop sign symbol at least 8 inches in diameter containing the word STOP. Below the symbol shall be the words PESTICIDES IN IRRIGATION WATER. These signs are in addition to any sign posted to comply with the Worker Protection Standard.

When mixing with other chemicals, refer to COMPATIBILITY section elsewhere on this label.

For application of Gowan Azinphos-M 50 WSB alone, a chemical supply tank is necessary for premixing. For application of Gowan Azinphos-M 50 WSB alone or in combination with liquid fertilizer or other chemicals, constant strong mechanical or hydraulic agitation must be maintained in the chemical supply tank during the entire period of application.

When a chemical supply tank is used, you must determine the required amounts of Gowan Azinphos-M 50 WSB to mix in the tank.

The amount of Gowan Azinphos-M 50 WSB needed equals the number of pounds of Gowan Azinphos-M 50 WSB to be applied per acre multiplied by the number of acres to be chemigated.

The amount of solution needed equals the gallons of solution delivered per hour by the injection pump multiplied by the number of hours chemigation will take place. For example, if you want to apply 2 pounds of product per acre to 130 acres in 20 hours and your injection pump delivers 15 gallons per hour, you need: 2 pounds of Gowan Azinphos-M 50 WSB per acre x 130 acres = 260 pounds of Gowan Azinphos-M 50 WSB. And, you need: 15 gallons per hour x 20 hours = 300 gallons of suspension = 300 gallons of water.

In order to accurately apply pesticides, the chemical injection system must be kept clean; free of chemical or fertilizer residues and sediments. Refer to your owners manual or ask your equipment supplier for cleaning procedures for your injection system.

At the end of the application period, allow time for all lines to flush the pesticide through all nozzles or emitters before turning off irrigation water. To ensure the lines are flushed and free of pesticides, a dye indicator may be injected into the lines to mark the end of the application period.

SPRINKLER IRRIGATION SYSTEMS

All directions and requirements under the GENERAL DIRECTIONS must be followed for sprinkler irrigations systems.

In addition, the following directions apply to sprinkler irrigation systems: Do not apply when wind speed favors drift beyond the area intended for treatment.

It is recommended that nozzles in the immediate area of control panels, chemical supply tanks, pumps, and system safety devices be plugged to prevent chemical contamination of these areas.

Center-Pivot and Automatic-Move Linear Systems

Inject the specified dosage per acre continuously for one complete revolution or move of the system. Do not use end guns. For a foliar application, the system should be run at maximum speed. For a soil application, the system should be run at a slower speed with application in at least 1/4 inch of water.

Solid Set and Manually Controlled Linear Systems

For foliar application, injection should be during the last 30 to 60 minutes of regular irrigation period or as a separate 30 to 60 minute application not associated with a regular irrigation. For soil treatment, application should be in at least 1/4 inch of water. Do not use end guns.

STORAGE AND DISPOSAL

Store in a cool, dry place below 120°F. Do not store next to herbicides.

DO NOT CONTAMINATE water, food or feed by storage or disposal. Open dumping is prohibited.

PESTICIDE DISPOSAL: Pesticide wastes are acutely hazardous. Improper disposal of excess pesticide, spray mixture or rinsate is a violation of Federal law. If these wastes cannot be disposed of by use according to label instructions, contact your State Pesticide or Environmental Control Agency, or the Hazardous Waste representative at the nearest EPA Regional Office for guidance.

CONTAINER DISPOSAL: Completely empty bag into application equipment. Then dispose of empty bag in a sanitary landfill or by incineration, or, if allowed by State and local authorities, by burning. If burned, stay out of smoke.

FOR 24-HOUR EMERGENCY ASSISTANCE (SPILL, LEAK, OR FIRE), CALL CHEMTREC® (800) 424-9300.

For other product information, contact Gowan Company or see Material Safety Data Sheet.

NOTICE ON CONDITIONS OF SALE

Our recommendations for use of this product are based upon tests believed to be reliable. The use of this product being beyond the control of the manufacturer, no guarantee, expressed or implied, is made as to the effects of such or the results to be obtained if not used in accordance with directions or established safe practice. The buyer must assume all responsibility, including injury or damage, resulting from its misuse as such, or in combination with other material.

EPA Text Pending: Azinphos 50WSB (Spray Drift revised 08-08-03)

PRINTING ON WATER SOLUBLE BAG:

GOWAN AZINPHOS-M 50 WSB

Contains: 50% O,O-Dimethyl S-(4-oxo-1,2,3-benzotriazin-3 (4-H)-yl) methyl) phosphorodithioate (Azinphos-methyl)



DANGER-POISON



KEEP OUT OF REACH OF CHILDREN

EPA Reg. No.10163-78

RESTRICTED USE PESTICIDE DUE TO ACUTE TOXICITY

Refer to outer bag for instructions

NET CONTENTS __ POUNDS