

US ENVIRONMENTAL PROTECTION AGENCY
OFFICE OF PESTICIDES PROGRAMS
REGISTRATION DIVISION (75-767)
WASHINGTON, DC 20460

EPA REGISTRATION NO.
9779-304

DATE OF ISSUANCE
OCT 18 1988

1/32

NOTICE OF PESTICIDE: REGISTRATION
 REREGISTRATION
(Under the Federal Insecticide, Fungicide,
and Rodenticide Act, as amended)

TERM OF ISSUANCE
Conditional

NAME OF PESTICIDE PRODUCT
Dial 2000

NAME AND ADDRESS OF REGISTRANT (Include ZIP code)

✓
Dial Corporation
P.O. Box 171376
Memphis, TN 38117

NOTE: Changes in labeling formula differing in substance from that accepted in connection with this registration must be submitted to and accepted by the Registration Division prior to use of the label in commerce. In any correspondence on this product always refer to the above U.S. EPA registration number.

On the basis of information furnished by the registrant, the above named pesticide is hereby Registered/Reregistered under the Federal Insecticide, Fungicide, and Rodenticide Act.

A copy of the labeling accepted in connection with this Registration/Reregistration is returned herewith.

Registration is in no way to be construed as an indorsement or approval of this product by this Agency. In order to protect health and the environment, the Administrator, on his motion, may at any time suspend or cancel the registration of a pesticide in accordance with the Act. The acceptance of any name in connection with the registration of a product under this Act is not to be construed as giving the registrant a right to exclusive use of the name or to its use if it has been covered by others.

1. Add the following information to the label: (a) "EPA Registration No. 9779-304" (b) "Conditional Registration" (c) "Dial 2000" (d) "Dial Corporation" (e) "Memphis, TN 38117"
2. Add the phrase "EPA Registration No. 9779-304" to the label.
3. Submit for the label to the EPA for review and approval.
4. Do not use the product until the label is approved by the EPA.
5. If you have any questions, contact the EPA at (703) 603-0100.
6. If you have any questions, contact the EPA at (703) 603-0100.
7. If you have any questions, contact the EPA at (703) 603-0100.

Product Name: Dial 2000
EPA Registration No. 9779-304
Date of Issuance: Oct 18 1988

BEST AVAILABLE COPY

ATTACHMENT IS APPLICABLE

SIGNATURE OF APPROVING OFFICIAL
Richard F. Mountfort

DATE

16/32

Riverside Trademark®

Trifluralin 4AT
All Temperature EC

For the pre-emergence control of annual grasses and broadleaf weeds

ACTIVE INGREDIENT

Trifluralin (alpha, alpha, alpha-trifluoro-2,6-dinitro-N,N-dipropyl-p-toluidine).....	41.2%
INERT INGREDIENTS.....	58.8%
TOTAL	100.0%

Contains 4 pounds of active ingredient per gallon.

STOP--READ LABEL BEFORE USING.

KEEP OUT OF REACH OF CHILDREN

WARNING/AVISO

PRECAUCION AL USUARIO: Si usted no lee ingles, no use este producto hasta que la etiqueta le haya sido explicada ampliamente.

STATEMENT OF PRACTICAL TREATMENT

- IF IN EYES: Immediately flush with plenty of water. Get medical attention.
- IF SWALLOWED: Call a physician. Drink 1 or 2 glasses of water and induce vomiting by touching back of throat with finger. Do not induce vomiting or give anything by mouth to an unconscious person.
- IF INHALED: Remove victim to fresh air. Get medical attention.
- IF ON SKIN: Wash with plenty of soap and water.


See page 3 for additional PRECAUTIONARY STATEMENTS.

EPA Reg. No. 9779-

EPA Est. No. 9779-AR-13

Manufactured For
 RIVERSIDE/TERRA CORPORATION
 Terra Centre, 600 Fourth Street, Sioux City, Iowa 51101
 Riverside Serves Agriculture. Agriculture Serves Everyone.

NET CONTENTS
GALS.



9779-304

INDEX

Precautionary Statements..... 3

General Information

 Weeds and grasses controlled..... 4

 Soil preparation..... 7

 Soil texture..... 7

Application Directions

 Ground application..... 7

 Aerial application..... 8

 Incorporation..... 8

 Application with liquid fertilizers..... 9

 Application with dry bulk fertilizers..... 10

Crop Recommendations

 Alfalfa..... 11

 Asparagus..... 11

 Barley..... 11

 Beans..... 13

 (Dry, Castor, Guar, Mungbeans, Lima, Snap)

 Carrots..... 13

 Celery..... 14

 Cole crops..... 14

 (Broccoli, Brussels sprout, Cabbage, Cauliflower)

 Corn (field corn)..... 14

 Cotton..... 15

 Cucurbits..... 17

 (Cantaloupes, Cucumbers, Watermelons)

 Grain sorghum (milo)..... 18

 Greens..... 18

 (Turnipgreens, Collards, Kale, Mustardgreens)

 Hops..... 18

 Mint..... 18

 Okra..... 19

 Peanuts..... 19

 Peas..... 19

 (English, Dry, Southern Peas)

 Peppers..... 20

 Potatoes..... 20

 Safflower..... 21

 Soybean..... 21

 Sugarbeets..... 25

 Sugarcane..... 25

 Sunflower..... 26

 Tomatoes..... 27


 Trees and Vineyards..... 27

 Wheat..... 28

 (Winter, Spring, Durum)

Special precautions..... 29

Notice..... 30



PRECAUTIONARY STATEMENTS
WARNING
HAZARDS TO HUMANS AND DOMESTIC ANIMALS

Harmful if swallowed, inhaled or absorbed through the skin. Do not get in eyes, on skin or on clothing. Avoid breathing spray mist. When handling or applying, wear protective clothing such as goggles or face shield and rubber gloves. Wash thoroughly with soap and water after handling. Remove contaminated clothing and wash before reuse.

ENVIRONMENTAL HAZARDS

This pesticide is toxic to fish. Do not apply directly to water or wetlands (swamps, bogs, or marshes). Drift or runoff from treatment areas may be hazardous to aquatic organisms in neighboring aquatic sites. Do not contaminate water when disposing of equipment washwaters.

PHYSICAL AND CHEMICAL HAZARDS

Do not use or store near heat or open flame.

DIRECTIONS FOR USE

It is a violation of Federal law to use this product in a manner inconsistent with its labeling.

Do not apply this product through any type of irrigation system.

STORAGE AND DISPOSAL
DO NOT CONTAMINATE WATER, FOOD OR FEED BY STORAGE OR DISPOSAL.

STORAGE

Store in a dry location away from children, animals, foods, feeds, seeds, and other agricultural chemicals. Keep container closed when not using. Do not allow water into container as this may cause deterioration of product. Handle in accordance with information given under PRECAUTIONARY STATEMENTS. Keep storage area locked when not in use. In the event of spillage or leakage, soak up material with absorbent clay, sand, sawdust, or other absorbent material. Scrape up and dispose of in accordance with information given under PESTICIDE DISPOSAL. Repackage and relabel useable product in a sound container. In case of fire or other emergency, report at once by toll-free telephone to 800-424-9300.

DISPOSAL

PESTICIDE DISPOSAL: Wastes resulting from the use of this product may be disposed of on site or at an approved waste disposal facility.

CONTAINER DISPOSAL: Do not reuse empty containers. Triple rinse (or equivalent). Then offer for recycling or reconditioning, or puncture and dispose of in a sanitary landfill, or incineration, or if allowed by state and local authorities, by burning. If burned, stay out of smoke.

GENERAL INFORMATION

TRIFLURALIN 4AT is a pre-emergence herbicide which is incorporated into the soil to provide long-lasting control of annual grasses and broadleaf weeds; it controls weeds by killing their seeds as they germinate. It does not control established weeds. Incorporation of TRIFLURALIN 4AT assures effective control regardless of weather conditions and permits shallow cultivation, rotary hoeing and hand hoeing without reducing its weed control activity.

WEEDS AND GRASSES CONTROLLED

GRASSES

Annual bluegrass . . .	Poa annua
Barnyardgrass (Watergrass)	Echinochloa sp.
Brachiaria (Signalgrass)	Brachiaria sp.
Bromegrass (Cheatgrass, Downy brome)	Bromus tectorum Bromus secalinus
Cheat (Chess)	
Crabgrass (Large crabgrass, Smooth crabgrass)	Digitaria sp. Panicum dichotom.
Fall panicum	
Foxtails (Bottlegrass, Bristlegrass, Giant foxtail, Green foxtail, Pigeongrass, Robust foxtail, Yellow foxtail)	Setaria sp.
Goosegrass (Silver crabgrass, Silvergrass, Wiregrass, Yardgrass)	Eleusine indica Panicum maximum
Guineagrass	
Johnsongrass (Seedling and Rhizome)	Sorghum halapense Echinochloa col.
Junglerice	
Raoulgrass (Itchgrass)	Rottoboellia exalt.
Sandbur (Burglass)	Cenchrus incertus
Sprangletop	Leptochloa filiform
Stinkgrass (Lovegrass)	Eragrostis cilian.
Texas panicum (Buffalograss, Coloradograss)	Panicum texanum
Wild cane (Shattercane)	Sorghum bicolor

BROADLEAF WEEDS

6

Carpetweed	Mollugo verticillata
Chickweed	Stellaria media
Field Bindweed	Convolvulus arvensis
Florida pusley (Florida purslane, Mexican clover, Pusley)	Richardia scabra
Goosefoot	Chenopodium hybridum
Henbit	Lamium amplexicale
Knotweed	Polygonum aviculare
Kochia (Fireweed)	Kochia scoparia
Lambsquarters	Chenopodium album
Pigweeds (Carelessweed, Prostrate pigweed, Redroot, Rough pigweed, Spiny pigweed)	Amaranthus sp.
Puncturevine (Caltrop)	Tribulus terrestris
Purslane	Portulaca oleracea
Russian thistle (Tumbleweed)	Salsola kali
Stinging nettle (Nettle)	Urtica dioica

TRIFLURALIN 4AT will not control certain resistant weeds such as Cocklebur, Jimsonweed, Ragweed, Velvetleaf, and Nutsedge.

TRIFLURALIN 4AT, in mixture with other products, will control the following additional weeds:

TRIFLURALIN 4AT/SENCOR® OR LEXONE® TANK-MIX
(see Soybean section for instructions)

In soybean:

Jimsonweed	Datura stramonium
Mallow, Venice (Flower-of-an-hour)	Hibiscum trionum
Mustard, wild (Charlock, Field Mustard)	Brassica kaber
Prickly sida (Teaweed, Spiny sida)	Sida spinosa
Ragweed, common	Am ^l cosia artemisiifolia
Sesbania, hemp (Coffeebean, Indigo)	Sesbania exaltata
Smartweed, annual (Pennsylvania smartweed, Smartweed)	Polygonum pensylvanicum
Velvetleaf (Butterprint, Buttonweed, Cottonweed, Elephant's ear, Indian mallow, Piermarker)	Abutilon theophrasti

Control of Cocklebur, Morningglory and Giant Ragweed may be erratic ranging from poor to excellent depending upon soil temperature, time of weed germination, depth of weed seed in the soil and amount and timing of soil moisture. Control may be improved with timely cultivation.

60/32

1

TRIFLURALIN 4AT/EPTAM® TANK-MIX
(see Drybean section for instructions)

In drybean and potato:

Henbit	Lamium amplexicale
Nightshade, black	Solanum nigrum
Nightshade, hairy	Solanum sarrachoides
Nutsedge (Nutgrass, Purple nutsedge, Yellow nutsedge)	Cyperus sp.
Wild oat	Avena fatua

TRIFLURALIN 4AT/AMIBEN® TANK-MIX AND OVERLAY
(see Soybean and Sunflower sections for instructions)

In soybean and sunflower:

Coffeeweed	Sesbania exaltata
Mustard, wild	Brassica kaber
Nightshade, black	Solanum nigrum
Prickly sida (Teaweed)	Sida spinosa
Ragweed, common	Ambrosia artemisiifolia
Spurge, annual	Euphorbia maculata
Smartweed, pennsylvania	Polygonum pensylvanicum
Stinkgrass	Eragrostis cilianensis
Velvetleaf (Buttonweed)	Abutilon theophrasti

TRIFLURALIN 4AT/CAPAROL® TANK-MIX
(see Cotton section for instructions)

In cotton:

Smartweed	Polygonum pensylvanicum
Prickly sida (Teaweed)	Sida spinosa
Annual morningglory	Ipomoea sp.
Ragweed, common	Ambrosia artemisiifolia
Groundcherry, annual	Physalis sp.
Mustard, wild	Brassica kaber
Malva	Malva sp.
Wild oat	Avena fatua

The tank-mix also controls shallow germinating seedlings of Cocklebur and Coffeeweed.

TRIFLURALIN 4AT/COTORAN® TANK-MIX OR OVERLAY
(see Cotton section for instructions)

In cotton:

Cocklebur	Xanthium strumarium
Goathead	Tribulus terrestris
Groundcherry, annual	Physalis sp.
Jimsonweed	Datura stramonium
Morningglory, annual	Ipomoea sp.
Prickly sida	Sida spinosa
Ragweed	Ambrosia artemisiifolia
Ryegrass	Lolium sp.
Sesbania	Sesbania Exaltata
Sicklepod	Cassia obtusifolia
Smartweed	Polygonum pensylvanicum
Tumbleweed	Amaranthus albus
Velvetleaf	Abutilon theophrasti

4

TRIFLURALIN 4AT PREPLANT FOLLOWED BY KARMEX® OVERLAY
(see Cotton section for instructions)

In cotton:	
Dogfennel	Eupatorium capillifolium
Groundcherry, annual	Physalis sp.
Morningglory, annual	Ipomoea sp.
Pennycress	Thlaspi sp.
Ragweed	Ambrosia artemisiifolia
Sheperdspurse	Capsella bursa pastoris
Velvetgrass	Hulcus lanatus
Wild lettuce	Lactuca sp.
Wild mustard	Brassica kaber

TRIFLURALIN 4AT/VERNAM® TANK-MIX
(see Soybean and Peanut sections for instructions)

In soybean and peanut:	
Morningglory, annual	Ipomoea sp.
Coffeeweed	Sesbania exaltata
Purple nutsedge	Cyperus rotundus
Yellow nutsedge	Cyperus esculentus
Velvetleaf	Abutilon theophrasti

SOIL PREPARATION

A good soil preparation is essential for best results. Destroy existing weeds before herbicide application. Chop and thoroughly mix crop residue into the soil to a depth of at least 4 to 6 inches by deep plowing or discing before application. Use machinery that breaks up large clods.

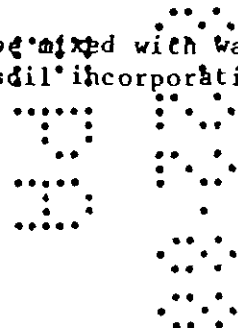
SOIL TEXTURE

Before application determine soil texture in order to apply the correct rate. Rates given in this booklet refer to the following soil texture groups:
Coarse soils: sand, loamy sand, sandy loam
Medium soils: loam, silty clay loam, silt loam, silt, sandy clay loam
Fine soils: clay, clay loam, silty clay loam, silty clay, sandy clay, sandy clay loam.

Silty clay loam and sandy clay loam soils are transitional soils and may be classified as either medium or fine textured soils. If silty clay loam or sandy clay loam soils are predominantly sand or silt, they are usually classified as medium textured soils. If they are predominantly clay, they are usually classified as fine textured soils.

APPLICATION DIRECTIONS

TRIFLURALIN 4AT is an emulsifiable concentrate which must be mixed with water and applied as a spray before or in the same operation as soil incorporation.



GROUND APPLICATION

Apply in 5 to 40 gallons of water/acre (broadcast basis) using any properly calibrated low-pressure sprayer that will uniformly apply the spray. Pour the recommended amount of product into the spray tank during the filling operation and mix thoroughly before spraying. As the amount of water decreases, the importance of accurate calibration and uniform application increases. Check the sprayer daily. Do not apply the herbicide to soils which are wet or in poor condition, or to soils which are subject to prolonged periods of flooding.

AERIAL APPLICATION

For best results apply to a dry soil surface at a spray volume of from 5 to 10 gallons/acre. Adjust pump pressure, nozzle arrangements, flying speed and height to provide uniform application. Use markers or flagmen to assure proper application spray widths. Do not apply when the wind is blowing at a velocity of 5 mph or greater.

INCORPORATION

Before planting.

For best results the herbicide must be incorporated within 24 hours after application. A second incorporation is required at any time prior to planting using the equipment in a different direction from the first. Incorporation should place the product into the top 2 or 3 inches of the final seedbed. Variable weed control may result from delayed incorporation if the herbicide is applied to a wet, warm soil surface or if the wind velocity is 10 mph or higher.

After planting.

When incorporating after planting (check crops approved for incorporation after planting), use P.T.O.-driven equipment or Rolling Cultivators and adjust to till the soil over the seed or throw treated soil toward the crop. Avoid distributing the seed or mechanically damaging the crop.

In bedded culture.

For effective weed control in bedded culture the product should be incorporated into the top 2 to 3 inches of the final seedbed. Knock off beds to planting height before application and incorporation on bedded ground. Avoid removal of treated soil from the seedbed before or during the planting operation. This will expose untreated soil and allow weeds to germinate in the drill row.

Equipment.

For incorporation use machinery which pulverizes large clods and mix the herbicide thoroughly with the soil. Thorough incorporation may be achieved with the following: Disc, set to cut 4 to 6 inches deep and operated in two different directions at 4 to 6 mph; Field Cultivator, set to cut 3 to 4 inches deep and operated at 5 mph or more; Rolling Cultivator, set to cut 2 to 4 inches deep and operated two times at 6 to 8 mph (adequate for use on coarse and medium textured soils only); Bed Conditioner, set to cut 2 to 4 inches deep and operated one time at 4 to 6 mph (adequate for use on coarse and medium textured soils only); Mulch Treader and other similar disc-type implements, set to cut 3 to 4 inches deep and operated at 5 to 8 mph in two different directions; P.T.O.-driven equipment (tillers, cultivators, hoes), set to cut 2 to 3 inches deep with rotors spaced to provide a clean sweep of the soil and operated one time (they should not be operated at a speed greater than 4 mph).

APPLICATION WITH LIQUID FERTILIZERS

Trifluralin 4AT may be mixed with most liquid fertilizer materials. The combination of Trifluralin 4AT with solutions and suspension-type fertilizers provides weed and grass control equal to the same rates of Trifluralin 4AT applied in water. Follow Trifluralin 4AT label recommendations regarding rates per acre, crops, incorporation directions, special instructions, cautions and special precautions.

Individual state regulations relating to liquid fertilizer mixing, registration, labeling and applications are the responsibility of the individual and/or company selling the fertilizer and chemical mixture.

Testing for Tank Mix Compatibility in Liquid Fertilizers: Trifluralin 4AT alone or in tank mixture with dry flowables, wettable powders (WP), aqueous suspensions (AS), flowables (F), liquids (L), or solutions (S) may not combine properly with some fluid fertilizer materials. Small quantities should always be tested before full-scale mixing. This will determine whether a compatibility agent is needed, and which agent does the best job. The eight agents listed on the following page have been thoroughly tested. There are many other surfactants on the market which were not designed for use with liquid fertilizers. Use the following test to select the correct agent for your mixture.

1. Put 1 pint of the liquid fertilizer in a quart jar.
2. Add 1 to 4 teaspoon(s) of the dry flowable, WP, AS, F or L formulation (depending on the recommended rate per acre) to the liquid fertilizer. Close jar and agitate until the materials are dispersed evenly in the fertilizer. If the materials do not disperse well, it may be necessary to slurry the chemicals in water before adding to the fertilizer.
3. After dispersing the materials (Step 2), add 3 to 4 teaspoons of Trifluralin 4AT to the jar and shake well. Add solution herbicides to the mixture last and agitate. Observe the jar for about 10 minutes. If the materials rise to the surface and form a thick layer (oily curds) which will not redisperse when agitated, a compatibility agent is needed. If the mixture is easily redispersed to its original state with slight agitation, no agent is needed but good agitation must be provided in the fertilizer spray tank.
4. If the need for a compatibility agent is shown in Step 3: Using a clean quart jar, start at Step 1 above, add 1/2 teaspoon of the compatibility agent to the liquid fertilizer, mix well, then repeat Steps 2 and 3.

An effective compatibility agent will cause the mixture to remain uniformly mixed with little or no separating or oil rising to the surface for one half hour or longer. If slight separation does occur, 2 to 3 inversions of the jar should give a uniform remix. If oily curds form which will not redisperse, more agent or another agent should be tried.

Use a clean jar for each test. The compatible mixture will have a uniform appearance and will be relatively easy to keep mixed with gentle agitation of the jar.

Liquid Fertilizer Mixing Instructions for Trifluralin 4AT in Liquid Fertilizer:

General - Emulsifiable concentrates, such as Trifluralin 4AT, can be mixed with liquid fertilizers. In all cases, continuous agitation is required to prevent the Trifluralin 4AT from rising to the surface as an oily layer. When necessary, (see Testing for Tank Mix Compatibility in Liquid Fertilizers) a compatibility agent can be used to cause the Trifluralin 4AT to emulsify properly (i.e., have a milky appearance rather than an oily layer). The use of compatibility agents is especially important when tank mixing emulsifiable concentrates (E.C.) with dry flowables, wettable powders (WP), aqueous suspensions (AS), flowables (F), liquids (L), or solutions (S) in liquid fertilizer. If the emulsion is not properly formed and the Trifluralin 4AT rises to the surface of the fertilizer as an oil ("oils out"); the oil may combine with the wettable powder, flowable, or suspension to form oily curds (viscous phase) which are difficult to redisperse. Any one of the compatibility agents listed below is helpful in causing liquid concentrates to form non-oiling mixtures with liquid fertilizers. These compatibility agents can be used at rates as low as 1-1/2 to 2 pints per ton of liquid fertilizer and should be mixed well with the fertilizer before adding the liquid concentrate. Read the label on the compatibility agent and follow the directions.

1. Sponto 168D (Witco Chemical Co., Chicago, IL)
2. Compat (Farm Chemicals, Inc., Aberdeen, NC)
3. Unite (Hopkins Ag Chemical, Madison, WI)
4. T-Mulz 734-2 (Thompson-Hayward Chemical Co., Kansas City, MO)
5. Rigo Compatibility Agent (Rigo Company, Beckner, KY)
6. Amoco Spray Mate™ (Amoco Oil Co., Chicago, IL)
7. Kem-Link (Universal Coop, Minneapolis, MN)
8. Combine (Riverside/Terra Corp., Sioux City, IA)

All of the above are phosphate ester-type surfactants designed to be used with liquid fertilizers. They usually do not work as compatibility agents in tank mixtures in plain water.

Application - Spread the fertilizer/pesticide mixture with a properly calibrated applicator. Be certain the material is applied uniformly to the soil surface.

Incorporation - Follow normal Trifluralin 4AT incorporation procedures.

APPLICATION WITH DRY BULK FERTILIZERS

Dry bulk fertilizers may be impregnated or coated with TRIFLURALIN 4AT. Application of dry bulk fertilizers impregnated with TRIFLURALIN 4AT has provided weed and grass control equal to the same rates of TRIFLURALIN 4AT applied in water.

All TRIFLURALIN 4AT label recommendations regarding rates/acre, approved crops, incorporation, special instructions, cautions and special precautions must be followed. All individual state regulations relating to dry bulk fertilizer blending, registration, labeling and application are the responsibility of the individual and/or company selling the fertilizer and chemical mixture.

Limitations.

Apply a minimum of 200 pounds/acre of dry fertilizer impregnated with TRIFLURALIN 4AT at the recommended rates. Any commonly used dry fertilizer can be used for TRIFLURALIN 4AT impregnation, except coated ammonium nitrate and straight limestone. These materials will not absorb the herbicide. Blends containing mixtures of these materials can be impregnated.

Impregnation.

Use any closed drum, belt, ribbon or other commonly used dry bulk fertilizer blender. Provide uniform spray coverage of TRIFLURALIN 4AT onto the fertilizer. Rates.

Check the crop section to determine the rate of TRIFLURALIN 4AT/acre. See the rate table which follows to determine amount of TRIFLURALIN 4AT to be impregnated on a ton of dry bulk fertilizer based on the amount of fertilizer which will be applied/acre.

Application.

Spread the fertilizer/chemical mixture normally with a properly calibrated applicator. Be certain the material is applied uniformly to the soil surface. Incorporation.

Follow the normal incorporation procedures.

Rate Chart for Impregnating Fertilizer with TRIFLURALIN 4AT (TRIFLURALIN 4AT added to a ton of fertilizer)

Fertilizer Rates Per Acre	1 Pint	1 1/2 Pints	2 Pints	3 Pints	4 Pints
200 lbs.	5 qts/ton	7 1/2 qts/ton	10 qts/ton	15 qts/ton	20 qts/ton
250 lbs.	4 qts/ton	6 qts/ton	8 qts/ton	12 qts/ton	16 qts/ton
300 lbs.	3 1/3 qts/ton	5 qts/ton	6 2/3 qts/ton	10 qts/ton	13 1/3 qts/ton
350 lbs.	2 3/4 qts/ton	4 1/4 qts/ton	5 1/4 qts/ton	8 1/2 qts/ton	11 1/2 qts/ton
400 lbs.	2 1/2 qts/ton	3 3/4 qts/ton	5 qts/ton	7 1/2 qts/ton	10 qts/ton
450 lbs.	2 1/4 qts/ton	3 1/3 qts/ton	4 1/2 qts/ton	6 2/3 qts/ton	9 qts/ton

For rates other than those listed above, use the following formula to calculate the amount of TRIFLURALIN 4AT to be impregnated on a ton of dry bulk fertilizer:

$$\text{Pints of TRIFLURALIN 4AT per acre} \times \frac{1000}{\text{Lbs. Fertilizer/acre}} = \text{Quarts TRIFLURALIN 4AT/Ton of Fertilizer}$$

170/32

13

CROP RECOMMENDATIONS

Where applicable, rates are given for eastern United States and western United States. The dividing line between eastern and western states is the point where the average rainfall/year is a minimum of 20 to 25 inches.

Rates are given for broadcast application; for band application use proportionally less amount of product.

ALFALFA (Established)

Use restricted to Western US only.

Apply to established alfalfa stands at a broadcast rate/acre of 1 1/2 pts. on coarse soil and 2 pts. on medium and fine soils. Use incorporation equipment that will ensure thorough soil mixing with a minimum of damage to the established alfalfa.

ASPARAGUS (Established)

Follow recommended soil preparation, application and incorporation procedures for TRIFLURALIN 4AT.

TRIFLURALIN 4AT can be applied to established asparagus as a single or as a split application. In the winter or early spring, apply TRIFLURALIN 4AT to asparagus after ferns are removed but before spears emerge. Or, apply after harvest in the late spring or early summer before ferning begins. TRIFLURALIN 4AT will suppress volunteer seedling asparagus and field bindweed if you use the following recommended rates and application schedules.

Follow recommended soil preparation, application and incorporation procedures for TRIFLURALIN 4AT.

Broadcast Rates Per Acre

Soil Texture	TRIFLURALIN* 4AT					
	Split Application			Single Application		
	Before Harvest	+	After Harvest	Before Harvest	or	After Harvest
Coarse	1	+	1	2	or	2
Medium	1 1/2	+	1 1/2	3	or	3
Fine	2	+	2	4	or	4

*In any single calendar year, the maximum TRIFLURALIN 4AT to apply is 2 pints per acre on coarse soils; 3 pints on medium soils; and 4 pints on fine soils.

BARLEY-TRIFLURALIN 4AT ALONE

TRIFLURALIN 4AT is recommended as a postplant incorporated treatment to control foxtail (pigeongrass).

Apply TRIFLURALIN 4AT at a broadcast rate of 1 pint per acre on coarse and medium soils and 1 1/2 pints on fine soils.

Plant 2 to 3 inches deep in a well-tilled seedbed. Apply TRIFLURALIN 4AT after seeding but before the crop emerges. To incorporate, use flex-tine or diamond harrows operated two times in different directions, at speeds of at least 5 mph. Incorporate by operating equipment 1 to 1 1/2 inches deep. Application and the first incorporation should be done in the same operation if possible. Both incorporations must be done within 24 hours.

BARLEY (FALL APPLICATION)-FOXTAIL/PIGEONGRASS CONTROL

TRIFLURALIN 4AT may be fall applied for foxtail/pigeongrass control in barley planted the following spring. TRIFLURALIN 4AT may be applied to ground that has a manageable trash level, has been fallowed or pre-tilled. The first incorporation is required within 24 hours after application. A second incorporation is required prior to planting to destroy emerged weeds and to ensure an even distribution of TRIFLURALIN 4AT treated soil.

Broadcast Rates Per Acre

Soil Texture	TRIFLURALIN 4AT (pints)
Coarse	1
Medium	1
Fine	1-1/2

Incorporation Directions--Any of the following tools are recommended for fall incorporation. The disc or field cultivator may be used for the spring incorporation pass. Care should be taken to operate the tool at a more shallow depth than the fall incorporation.

1. Chisel plow: May be used for the first pass only. Operates at 4-5 inches deep at 4-6 mph. A chisel plow is defined as having 3 rows of up to 18-inch sweeps on no greater than 12-inch centers. Stagger sweeps so that no soil is left unturned.
2. Tandem disc: Operates at 3-4 inches deep at 4-6 mph.
3. Field cultivator: Operate at 3-4 inches deep at 5 mph or more. A field cultivator is defined as having 3 to 4 rows of sweeps with "c" or "s" shaped shanks, spaced 7 inches or less and staggered so that no soil is left unturned.

Planting Directions--Barley should be approximately 2 inches deep.

Precaution--While use of this practice may result in a stand reduction, slight stand reductions do not normally affect yield.

BARLEY--TRIFLURALIN 4AT/FAR-GO TANK MIX

TRIFLURALIN 4AT/FAR-GO applied as a postplant incorporated treatment will control foxtail (pigeongrass) and wild oat.

Plant 2 to 3 inches deep in a well-tilled seedbed. Apply TRIFLURALIN 4AT/FAR-GO after seeding but before crop emerges. To incorporate, use flex-tine or diamond harrows two times, operated in different directions, at speeds of at least 5 mph. Incorporate by operating equipment 1 to 1 1/2 inches deep. Application and the first incorporation should be done in the same operation if possible. If not, incorporate immediately after application.

Broadcast Rates Per Acre

Soil Texture	TRIFLURALIN 4AT	Far-Go
	Barley (pints)	Barley (pints)
Coarse	1	2-1/2
Medium	1	2-1/2
Fine	1-1/2	2-1/2

Precaution: Overapplication may result in crop injury. Read the FAR-GO label carefully before using.

1/0/32

15

BEANS

DRY BEANS--CASTOR BEANS

Apply and incorporate before planting at the following:

Soil Texture	Broadcast rate/acre	
	Eastern US	Western US
Coarse	1 pt.	1 pt.
Medium	1-1/2 pts.	1 1/4-1 1/2 pts.
Fine	2 pts.	1-1/2 pts.
2 to 5% organic matter	1 1/2-2 pts.	1 1/2-2 pts.
5.1 to 10% organic matter	2 pts.	2 pts.

Fall application.

For dry beans grown in Idaho, Oregon, Washington only, apply any time between October 15 and December 31 at a broadcast rate/acre of 1 pt. on coarse soil, 1 1/4-1 1/2 pts. on medium soil, 1 1/2 pts. on fine soil.

TRIFLURALIN 4AT/EPTAM® TANK-MIX

FOR DRY BEANS

Apply from two days before planting (up to planting in the eastern US) at the following:

Soil Texture	Broadcast rate/acre		
	TRIFLURALIN 4AT		EPTAM 7E
	Eastern US	Western US	
Coarse	1 pt.	1 pt.	2 1/2-3 1/2 pts.
Medium	1 1/2 pts.	1 1/4-1 1/2 pts.	2 1/2-3 1/2 pts.
Fine	2 pts.	1 1/2 pts.	2 1/2-3 1/2 pts.
2 to 5% organic matter	1 1/2-2 pts.	1 1/2-2 pts.	2 1/2-3 1/2 pts.
5.1 to 10% organic matter	2 pts.	2 pts.	2 1/2-3 1/2 pts.

Precautions: This combination should not be used on soybean, black-eyed peas (beans), lima beans and other flatpodded beans except Romano. Do not use the foliage from a crop treated with this tank-mix for feed or for grazing.

Observe all directions, precautions and limitations on both products' labeling.

GUAR BEANS--MUNGBEANS

Apply and incorporate before planting at a broadcast rate/acre of 1 pt. on coarse soil and 1 1/2 pts. on medium and fine soils.

LIMA BEANS--SNAP BEANS

Apply and incorporate before planting at a broadcast rate/acre of 1 pt. on coarse and medium soils and 1 1/2 pts. on fine soil.

CARROTS

Apply and incorporate before planting at the following:

Soil Texture	Broadcast rate/acre	
	Eastern US	Western US
Coarse	1 pt.	1 pt.
Medium	1 1/2 pts.	1 1/4-1 1/2 pts.
Fine	2 pts.	1 1/2 pts.
2 to 5% organic matter	1 1/2-2 pts.	1 1/2-2 pts.
5.1 to 10% organic matter	2 pts.	2 pts.

16

CELERY

Both direct-seeded and transplant.

Apply and incorporate before planting or transplanting at the following:
Broadcast rate/acre

Soil Texture	Western US only
Coarse	1 pt.
Medium	1 1/4-1 1/2 pts.
Fine	1 1/2 pts.
2 to 5% organic matter	1 1/2-2 pts.
5.1 to 10% organic matter	2 pts.

COLE CROPS

BROCCOLI, BRUSSELS SPROUT, CABBAGE, CAULIFLOWER

For transplants, apply and incorporate before transplanting at the following:

Soil Texture	Broadcast rate/acre	
	Eastern US	Western US
Coarse	1 pt.	1 pt.
Medium	1 1/2 pts.	1 1/4-1 1/2 pts.
Fine	2 pts.	1 1/2 pts.
2 to 5% organic matter	1 1/2 pts.	1 1/2-2 pts.
5.1 to 10% organic matter	2 pts.	2 pts.

For direct-seeded, apply and incorporate before planting at the following:

Soil texture	Broadcast rate/acre	
	Eastern US	Western US
Coarse	1 pt.	1 pt.
Medium	1 pt.	1 pt.
Fine	1 1/2 pts.	1 pt.
2 to 5% organic matter	1 1/2 pts.	-
5.1 to 10% organic matter	-	1 1/2 pts.

Direct-seeded cole crops have exhibited marginal tolerance to recommended rates. Stunting or reduced stands may occur.

CORN (FIELD CORN)

Apply TRIFLURALIN 4AT to field corn (8 inches or taller) as an over-the-top or directed spray to effectively control weeds listed for TRIFLURALIN 4AT.

Soil Preparation--Cultivate before a TRIFLURALIN 4AT application to insure loose, friable soil, to remove established weeds, and to cover the base of plants with soil.

Application Directions--TRIFLURALIN 4AT should be applied and incorporated at the recommended rates for the soil texture when the crop is well established (8 inches or taller). TRIFLURALIN 4AT may be applied either as an over-the-top spray or as a directed spray. Drop nozzles should be used if foliage prevents uniform coverage of soil surface. Soil incorporation may be accomplished with only one pass of a sweep-type cultivator or a properly adjusted rolling cultivator.

The sweep-type cultivator should have 3 to 5 sweeps per row middle and be operated at 6 to 8 mph. Set the middle sweeps so as to avoid exposing untreated soil. Adjust the incorporation tools to prevent crop injury.

Broadcast rates/acre

Soil Texture	TRIFLURALIN 4AT (pints)
Coarse	3/4-1 pt.*
Medium	1-1 1/2 pts.
Fine	1 1/2-2 pts.

Use the lower rates when you anticipate light weed pressure and the higher rates when you anticipate heavy weed pressure.

*Apply 1 to 1 1/2 pints per acre in Alabama, Florida, Georgia, North Carolina, South Carolina and Virginia to control fall panicum and Texas panicum.

Precaution: Do not apply TRIFLURALIN 4AT to corn grown for seed. Do not apply TRIFLURALIN 4AT to corn as a preplant or preemergence treatment, or crop injury may occur.

COTTON

Pre-emergence application.

Apply and incorporate before planting, at planting or immediately after planting at the following:

Soil texture	Broadcast rate/acre	
	Eastern US	Western US
Coarse	1 pt.	1 pt.
Medium	1 1/2 pts.	1 1/4-1 1/2 pts.
Fine	2 pts.	1 1/2 pts.
2 to 5% organic matter	1 1/2 pts.	1 1/2-2 pts.
5.1 to 10% organic matter	2-2 1/2 pts.	2 pts.

When incorporating after planting, care must be taken not to disturb the seed.

Post-emergence application.

Apply any time up to layby but not less than 90 days before harvest. Direct layby applications to the soil between the rows and beneath emerged cotton plants. Use the same rates as for pre-emergence application.

Fall application.

Any time from October 15 to December 31.

In Alabama, Arkansas, Northern Florida, Georgia, Louisiana, Mississippi, SE Missouri bootheel, New Mexico, North Carolina, Oklahoma, South Carolina, Tennessee, Texas, apply and incorporate at a broadcast rate/acre of 2 pts. on coarse and medium soils and 2 1/2 pts. on fine soil.

In Arizona, California, Nevada, apply and incorporate at a broadcast rate/acre of 1 1/2 pts. on coarse soil, 2 pts. on medium soil, 2 1/2 pts. on fine soil.

In states other than those listed above, apply and incorporate at a broadcast rate/acre of 1 pt. on coarse soil, 1 1/2 pts. on medium soil, 2 pts. on fine soil, 1 1/2 pts. on soils with 2 to 5% organic matter, 2 to 2 1/2 pts. on soils with 5.1 to 10% organic matter.

11/6/32

Special applications.

For the control of Fall Panicum in the states of Alabama, Florida, Georgia, North and South Carolina and Virginia, apply and incorporate at a broadcast rate/acre of 2 pts. on both coarse and medium soils.

For the control of Rhizome Johnsongrass in all cotton producing states except Arizona and California, apply a double-rate TRIFLURALIN 4AT program for 2 years in a row.

Applications can be made in spring, any time before planting for two years in a row or between October 15 and December 31 for two years in a row at a broadcast rate/acre of 2 pts. on coarse soil, 3 pts. on medium soil and 4 pts. on fine soil. Proper preparation of the soil before application and deep incorporation is essential for best results. Some Johnsongrass plants may escape; timely cultivation during the crop season is necessary. In the season following a double-rate treatment, plant only rice and those crops for which TRIFLURALIN 4AT can be applied as a pre-plant treatment or injury may result.

For the control of Pigweed and Seedling Johnsongrass in Alabama, Arkansas, Florida, Georgia, Louisiana, Mississippi, SE Missouri, North and South Carolina, Tennessee and Southern Virginia, apply TRIFLURALIN 4AT, preplant, at a broadcast rate/acre of 1-1 1/2 pts. on coarse soil, 1 1/2-2 pts. on medium soil, 2 pts. on fine soil (3 pts. in Louisiana).

For a more complete control of all listed grasses and weeds in counties along the Texas Gulf Coast (limited to Brazoria, Calhoun, Chambers, Fort Bend, Galveston, Harris, Jackson, Jefferson, Liberty, Matagorda, Orange, Victoria, Waller and Wharton), apply up to 2 weeks before planting at a broadcast rate/acre of 1 1/2 pts. on coarse soil, 2 pts. on medium soil, 3 pts. on fine soil.

Precautions: Cotton should be planted after early season adverse weather conditions have passed especially when using higher rate programs.

TRIFLURALIN 4AT/CAPAROL® TANK-MIX

For cotton grown in California, Arizona, New Mexico and Texas, apply to the flat soil surface before disking at the following:

Soil Texture	Broadcast rate/acre	
	TRIFLURALIN 4AT	CAPAROL 80W
Coarse	1 pt.	2 lbs.*
Medium	1 1/2 pts.	2 1/2 lbs.
Fine	2 pts.	2 1/2 lbs.

*Do not use on sand and loamy sand soils. For band application the user should apply proportionally less.

Carefully follow the procedures on the Caparol label for making a slurry and adding it to a partially filled tank of water. After the Caparol is well mixed, add the TRIFLURALIN 4AT and agitate continuously.

Precautions: Do not use this tank-mix on the cut areas of newly leveled fields, in areas of excess salt and where flooding over the beds is likely to happen.

Crop rotation:

Cabbage, okra, onion, peas may be planted in the fall after a spring application of the mixture.

Winter barley, winter rye and winter wheat can be planted in the fall also if they are plowed down and not used for food or feed.

Observe all directions, precautions and limitations on both products' labeling.

18c/32

14

TRIFLURALIN 4AT/COTORAN® TANK-MIX

Except in Arizona and California.

Apply and incorporate at the following:

Soil texture	Broadcast rate/acre	
	TRIFLURALIN 4AT	COTORAN 80W
Coarse	1 pt.	1 1/4 lbs.
Medium	1 1/2 pts.	2 lbs.
Fine	2 pts.	2 1/2 lbs.

Use 15-40 gallons of clean water/acre.

Carefully follow the procedures on the Cotoran label for making a slurry and adding it to a partially filled tank of water. After the Cotoran is well mixed, add the TRIFLURALIN 4AT and agitate continuously.

Precautions: Do not plant crops other than cotton on the treated land within 6 months after application of this tank-mix. Do not feed foliage from treated cotton plant or gin trash to livestock. Do not mix with liquid fertilizers. In West Texas do not use on sandy, loamy sand or fine sandy loam soils. Do not use on cotton planted in furrows.

In Arkansas, Louisiana, Mississippi, use 1 lb. of Cotoran in tank-mix with TRIFLURALIN 4AT on sandy loam soils low in organic matter.

In New Mexico, do not plant treated land with crops other than cotton until one year after the last application. Do not use on sandy loam soils with less than 1 percent organic matter.

Observe all directions, precautions and limitations on both products' labeling.

COTORAN OVERLAY: Apply TRIFLURALIN 4AT as recommended and then Cotoran as a pre-emergence surface treatment at 1 1/4 to 2 1/2 lbs./acre. On light soil and sandy soils low in organic matter, use the lower rate. Refer to Cotoran label for cautions, precautions and instructions.

TRIFLURALIN 4AT PREPLANT FOLLOWED BY KARMEX® OVERLAY

For cotton grown east of the Mississippi River, Arkansas, SE Missouri, Louisiana, eastern Texas, apply and incorporate TRIFLURALIN 4AT before planting at usual rates. Then make a pre-emergence application of Karmex 80W at 0.6 to 1.5 lbs. per broadcast acre.

Precautions: Do not use Karmex on sandy or low organic soils. Do not allow grazing on cotton treated with Karmex. Refer to Karmex 80W label for additional instructions, cautions and precautions.

CUCURBITS

CANTALoupES, CUCUMBERS, WATERMELONS

Use restricted to Western US including Texas.

Apply in post-plant emerged at the following:

Soil texture	Broadcast rate/acre	
	Texas only	Western US
Coarse	1 pt.	1 pt.
Medium	1 1/4-1 1/2 pts.	1 1/4-1 1/2 pts.
Fine	1 1/2 pts.	1 1/2 pts.
2 to 5% organic matter	1 1/2-2 pts.	1 1/2-2 pts.
5.1 to 10% organic matter	2 pts.	2 pts.

Apply as directed spray to the soil between the rows and beneath the plants which are in the 3 to 4 true-leaf stage. Care should be taken that incorporation machinery does not damage the plants.

20

GRAIN SORGHUM (Milo)

Apply TRIFLURALIN 4AT to grain sorghum (8 inches or taller) as an over-the-top or directed spray to effectively control weeds listed for TRIFLURALIN 4AT.

Soil Preparation--Cultivate before a TRIFLURALIN 4AT application to insure loose, friable soil, to remove established weeds, and to cover the base of plants with soil.

Application Directions--TRIFLURALIN 4AT should be applied and incorporated at the recommended rates for the soil texture when the crop is well established (8 inches or taller). TRIFLURALIN 4AT may be applied either as an over-the-top spray or as a directed spray. Drop nozzles should be used if foliage prevents uniform coverage of soil surface. Soil incorporation may be accomplished with only one pass of a sweep-type cultivator or a properly adjusted rolling cultivator.

The sweep-type cultivator should have 3 to 5 sweeps per row middle and be operated at 6 to 8 mph. Set the middle sweeps so as to avoid exposing untreated soil. Adjust the incorporation tools to prevent crop injury.

Broadcast rates/acre	
Soil Texture	TRIFLURALIN 4AT (pints)
Coarse	3/4-1 pt.
Medium	1-1 1/2 pts.
Fine	1 1/2-2 pts.

Use the lower rates when you anticipate light weed pressure and the higher rates when you anticipate heavy weed pressure.

Precaution: Do not apply TRIFLURALIN 4AT to sorghum as a preplant or preemergence treatment, or crop injury may occur.

GREENS

TURNIPGREENS (for processing), COLLARDS, KALE, MUSTARD GREENS

Apply and incorporate before planting at a broadcast rate/acre of 1 pt. on coarse soils and 1 1/2 pts. on medium and fine soils.

HOPS

Use restricted to western US only.

Apply and incorporate while the crop is dormant at a broadcast rate/acre of 1 pt. on coarse soil, 1 1/4-1 1/2 pts. on medium soil, 1 1/2 pts. on fine soil and soils with 2 to 10% organic matter.

MINT

Established Peppermint and Spearmint.

Use restricted to Oregon, Washington, Idaho.

Apply at a rate of 1 pt. on coarse soil, 1 1/4 pts. on medium soil and 1 1/2 pts. on fine soil during dormant period.

Use incorporation equipment that will insure thorough soil mixing with a minimum of damage to the established dormant mint.

OKRA

21

Apply and incorporate before planting at the following:

Soil texture	Broadcast rate/acre	
	Eastern US	Western US
Coarse	1 pt.	1 pt.
Medium	1 1/2 pts.	1 1/4-1 1/2 pts.
Fine	2 pts.	1 1/2 pts.
2 to 5% organic matter	1 1/2-2 pts.	1 1/2-2 pts.
5.1 to 10% organic matter	2 pts.	2 pts.

PEANUTS

Spanish peanuts grown in Texas and Oklahoma only.

Apply and incorporate before planting, at planting or immediately after planting at a broadcast rate/acre of 1 pt. on coarse soil. Care should be taken not to disturb the seed when incorporating after planting.

TRIFLURALIN 4AT/VERNAM® TANK-MIX

Apply up to 10 days prior to planting, incorporate immediately after application at a broadcast rate/acre of 1 pt. of TRIFLURALIN 4AT and 2 1/3 pts. of Vernam 7E.

Observe all directions, precautions and limitations on both products' labeling.

PEAS

ENGLISH PEAS, DRY PEAS

Apply and incorporate before planting at a broadcast rate/acre of 1 pt. on coarse and medium soils and 1 1/2 pts. on fine soil.

Fall application.

For dry and English peas grown in Idaho, Oregon and Washington only, apply and incorporate any time between October 15 and December 31 at a broadcast rate/acre of 1 pt. on coarse soil, 1 1/4-1 1/2 pts. on medium soil and 1 1/2 pts. on fine soil. Do not apply in the fall to soils which are wet or are subject to prolonged periods of flooding.

TRIFLURALIN 4AT/VADEX® BW TANK-MIX

For peas grown in Idaho, Oregon and Washington only, apply and incorporate up to 3 weeks before planting at the following:

Soil texture	Broadcast rate/acre	
	TRIFLURALIN 4AT	VADEX BW
Coarse	3/4 pt.	1 1/4 qts.
Medium	3/4 pt.	1 1/4 qts.
Fine	1 pt.	1 1/4 qts.

Precautions: Do not apply to lentils. Do not use foliage from peas treated for feed or forage. Do not graze livestock on treated crops.

Observe all directions, precautions and limitations on both products' labeling.

SOUTHERN PEAS

Apply and incorporate before planting at the following:

Soil texture	Broadcast rate/acre	
	Eastern US	Western US
Coarse	1 pt.	1 pt.
Medium	1 1/2 pts.	1 1/4-1 1/2 pts.
Fine	2 pts.	1 1/2 pts.
2 to 5% organic matter	1 1/2-2 pts.	1 1/2-2 pts.
5.1 to 10% organic matter	2 pts.	2 pts.

2/4/32

27

PEPPERS

Apply and incorporate before transplanting at the following:

Soil texture	Broadcast rate/acre	
	Eastern US	Western US
Coarse	1 pt.	1 pt.
Medium	1 1/2 pts.	1 1/4-1 1/2 pts.
Fine	2 pts.	1 1/2 pts.
2 to 5% organic matter	1 1/2 pts.	1 1/2-2 pts.
5.1 to 10% organic matter	2 pts.	2 pts.

Do not apply after transplanting.

POTATOES

Not recommended for use in the state of Maine.

Apply after planting, before emergence or immediately following drag off or after the potato plants have fully emerged at the following:

Soil texture	Broadcast rate/acre	
	Eastern US	Western US
Coarse	1 pt.	1 pt.
Medium	1 1/2 pts.	1 1/4-1 1/2 pts.
Fine	2 pts.	1 1/2 pts.
2 to 5% organic matter	1 1/2 pts.	1 1/2-2 pts.
5.1 to 10% organic matter	2 pts.	2 pts.

Care should be taken so that incorporation machinery does not damage potato seed pieces or elongating sprouts. Set incorporation equipment so that bed and furrow will be uniformly covered by the product.

If the layer of TRIFLURALIN 4AT treated soil is not uniform, potato emergence may be retarded and stem brittleness can occur.

When applying and incorporating after potato plants have fully emerged, do not completely cover the foliage with treated soil.

Split application in Idaho, Oregon, Washington.

On all soils apply and incorporate 3/4 pt. before planting and 3/4 pt. after planting when potato plants have fully emerged.

Precautions: Do not apply to soil containing 2% or more organic matter.

TRIFLURALIN 4AT/EPTAM® TANK-MIX

For potatoes grown in Kansas, Minnesota, Nebraska, North Dakota, Oklahoma, South Dakota, Texas, apply after planting, but prior to crop emergence. In areas where potatoes are normally dragged off the mixture should be applied and incorporated up to or immediately following drag off.

Soil texture	Broadcast rate/acre		
	TRIFLURALIN 4AT		EPTAM 7E
	Eastern US	Western US	
Coarse	1 pt.	1 pt.	1 3/4-7 pts.*
Medium	1-1 1/2 pts.	1-1 1/2 pts.	1 3/4-7 pts.*
Fine	1-2 pts.	1-1 1/2 pts.	1 3/4-7 pts.*
2 to 5% organic matter	1 1/2 pts.	1 1/2 pts.	1 3/4-7 pts.*
5.1 to 10% organic matter	2 pts.	2 pts.	1 3/4-7 pts.*

*Use higher rates for nutsedge control.

Precautions: Do not graze or feed forage to livestock from fields treated with this mixture.

220/32

For potatoes grown in Washington, Idaho, Oregon, apply and incorporate before planting at a broadcast rate of 3/4 pt. of TRIFLURALIN 4AT/acre and 1/2 pts. of EPTAM 7E/acre on all soils. 23

Precautions: Do not use this tank-mixture both before and after planting in the same season. Do not use foliage from treated crops for feed or forage. Observe all directions, precautions and limitations on both products' labeling.

SAFFLOWER

Apply and incorporate in the spring before planting or in the fall between October 15 and December 31 at the following:

Soil texture	Broadcast rate/acre	
	Eastern US	Western US
Coarse	1 pt.	1 pt.
Medium	1 1/2 pts.	1 1/4-1 1/2 pts.
Fine	2 pts.	1 1/2 pts.
2 to 5% organic matter	1 1/2 pts.	1 1/2 pts.
5.1 to 10% organic matter	2-2 1/2 pts.	2-2 1/2 pts.

Fall application.

For safflower grown in Arizona, California, Idaho, Montana, Nevada, Oregon, Utah, Washington, Wyoming: Apply and incorporate anytime between October 15 and December 31 at a broadcast rate/acre of 1 1/2 pts. on coarse soil, 2 pts. on medium soil, 2 1/2 pts. on fine soil.

Precautions: Do not apply in the fall to soils which are wet or are subject to prolonged periods of flooding.

SOYBEAN

Apply and incorporate before planting at the following:

Soil texture	Broadcast rate/acre	
	Eastern US	Western US
Coarse	1 pt.	1 pt.
Medium	1 1/2 pts.	1 1/4-1 1/2 pts.
Fine	2 pts.	1 1/2 pts.
2 to 5% organic matter	1 1/2 pts.	1 1/2-2 pts.
5.1 to 10% organic matter	2-2 1/2 pts.*	2 pts.

*Except charcoal soils in Arkansas, Louisiana and Mississippi (see below).

Charcoal soils in Arkansas, Louisiana and Mississippi.

Newly cleared land often contains high organic matter (4 to 10%) and charcoal which results from burning debris. This tends to bind TRIFLURALIN 4AT reducing its weed control activity. Higher product rates are therefore necessary, but increased rates can cause crop injury if charcoal or organic matter is not present. Apply and incorporate at a broadcast rate/acre of 1 1/2-2 1/2 pts. on coarse soil, 2 1/2 pts. on medium soil, 3 pts. on fine soil.

Fall application.

Apply anytime between October 15 and December 31.

In Alabama, Arkansas, Northern Florida, Georgia, Louisiana, Mississippi, SE Missouri Bootheel, North Carolina, Oklahoma, South Carolina, Tennessee, Texas: Apply and incorporate at a broadcast rate/acre of 2 pts. on coarse and medium soils and 2 1/2 pts. on fine soil.

In eastern United States other than those listed above: Apply and incorporate at a broadcast rate/acre of 1 pt. on coarse soil, 1 1/2 pts. on medium soil and 2 pts. on fine soil, 1 1/2 pts. on coarse soil with 2 to 5% organic matter, 2 to 2 1/2 pts. on soils with 5.1 to 10% organic matter.

Precautions: Do not apply to soils which are wet or subject to prolonged periods of flooding or where rice was grown the previous year.

Special applications.

For the control of Fall Panicum in Alabama, Florida, Georgia, North and South Carolina, Virginia: Apply at a broadcast rate/acre of 2 pts. on both coarse and medium soils. 24

For more complete control of Pigweed and Seedling Johnsongrass in Alabama, Arkansas, Florida, Georgia, Louisiana, Mississippi, SE Missouri, North and South Carolina, Tennessee, S. Virginia: Apply at a broadcast rate/acre of 1-1 1/2 pts. on coarse soil, 1 1/2-2 pts. on medium soil, 2 pts. on fine soil (3 pts. in the state of Louisiana).

For more complete weed control in the Texas Gulf Coast (limited to Brazoria, Calhoun, Chambers, Fort Bend, Galveston, Harris, Jackson, Jefferson, Liberty, Matagorda, Orange, Victoria, Waller and Wharton): Apply up to 2 weeks before planting at a broadcast rate/acre of 1 1/2 pints on coarse soil, 2 pts. on medium soil, 3 pts. on fine soil.

For suppression or partial control of Red Rice in Arkansas, Louisiana, Mississippi, Texas: Apply as directed at double the normal rate the first year and at the normal rate the second year. Apply and incorporate anytime in the spring before planting at the following:

Soil texture	Broadcast rate/acre	
	1st Year	2nd Year
Coarse	2 pts.	1 pt.
Medium	3 pts.	1 1/2 pts.
Fine	4 pts.	2 pts.
2 to 5% organic matter	3 pts.	1 1/2 pts.
5.1 to 10% organic matter	4 pts.	2-2 1/2 pts.

If a combination of high organic matter and charcoal are present, apply in the second year the rates labeled for charcoal soils in Louisiana, Arkansas and Mississippi (1 1/2-2 1/2 pts. on coarse soil, 2 1/2 pts. on medium soil, 3 pts. on fine soil).

Crop rotation: Plant only those crops for which TRIFLURALIN 4AT has been registered as a preplant treatment.

Precautions: Do not plant rice the second year.

For the control of Rhizome Johnsongrass in eastern United States and Texas. Apply in a row for two consecutive years according to the program that best fits your cultural practices: as spring application, anytime in spring before planting; as fall application, between October 15 and December 31; as split application, directed under both spring and fall applications.

Soil texture	Broadcast rate/acre	Split
	Spring or Fall	Spring and Fall
Coarse	2 pts.	1 pt.
Medium	3 pts.	1 1/2 pts.
Fine	4 pts.	2 pts.
2 to 5% organic matter	3 pts.	1 1/2 pts.
5.1 to 10% organic matter	4 pts.	2 pts.

Proper preparation of the soil before application and deep incorporation are very important for best results. Some Johnsongrass plants may escape. Timely cultivations during the crop season are necessary.

For the control of Wild Cane (shattercane).
 Wild Cane can germinate from greater soil depth than most other weed seeds. Several "flushes" or germinating times are common in one season. Commercially acceptable control of Wild Cane can be obtained with increased rates of TRIFLURALIN 4AT.

Land preparation. Work your land to destroy existing grasses and weeds. Thoroughly mix crop residues into the soil to a depth of 4 to 6 inches.

Application. Apply before planting at a broadcast rate/acre of 1 pt. on coarse soil, 2 pts. on medium soil, 2 1/2 pts. on fine soil.

Incorporation. Deep incorporation is essential to good Wild Cane control. Incorporate thoroughly with a disc only set to cut 4 to 6 inches deep and operate in 2 different directions at 4 to 6 mph.

Cultivation. Cultivations during the crop season will also contribute to control.

Precautions: Plant soybeans after early season adverse weather conditions have passed; do not plant soybeans deeper than 2 inches. Crop injury in the form of delayed growth may occur under adverse cool, wet weather conditions early in the season when TRIFLURALIN 4AT is used according to these recommendations.

TRIFLURALIN 4AT/SENCOR® OR LEXONE® TANK-MIX

For the control of grasses and weeds controlled by TRIFLURALIN 4AT alone plus additional weeds listed for the mixture, apply from two weeks before planting up to planting at the following:

Soil texture	Broadcast rate/acre	Sencor 50WP/4L or Lexone 50WP/4L
	TRIFLURALIN 4AT	
Coarse	1 pt.	1/2 lb./pt.
Medium	1 1/2 pts.	3/4 lb./pt.
Fine	2 pts.	1 lb./pt.

Do not use on coarse soils with less than 1% organic matter.

OR

Soil texture	Broadcast rate/acre	Sencor (dry flowable) or Lexone (dry flowable)
	TRIFLURALIN 4AT	
Coarse	1 pt.	1/3 lb.
Medium	1 1/2 pts.	1/2 lb.
Fine	2 pts.	2/3 lb.

Do not use on coarse soils with less than 1% organic matter.

Precautions: Do not plant any crop other than soybeans within 4 months after treatment. Over application, uneven application or improper soil incorporation can result in erratic weed control or crop injury. Seedling disease, cold weather, deep planting, excessive moisture, soil pH over 7.5, high salt concentration or drought may weaken crop seedlings and increase possibility of damage from the application of this tank-mix.

Apply up to 2 weeks before planting for two consecutive years at the following:

26

Soil Texture	Broadcast rate/acre	Sencor 50WP/4L or Lexone 50WP/4L
	TRIFLURALIN 4AT	
Coarse	2 pts.	1/2 lb./pt.
Medium	3 pts.	3/4 lb./pt.
Fine	4 pts.	1 lb./pt.

Do not use on coarse soils with less than 1% organic matter.

OR

Soil Texture	Broadcast rate/acre	Sencor (dry flowable) or Lexone (dry flowable)
	TRIFLURALIN 4AT	
Coarse	2 pts.	1/3 lb.
Medium	3 pts.	1/2 lb.
Fine	4 pts.	2/3 lb.

Do not use on coarse soils with less than 1% organic matter.

Precautions: Do not use the foliage from soybeans for feed or forage. Observe all directions, precautions, limitations and mixing procedures on both products' labeling.

TRIFLURALIN 4AT PREPLANT + SENCOR OR LEXONE OVERLAY

Apply TRIFLURALIN 4AT as a preplant incorporated herbicide. As a separate operation make a single application of Sencor or Lexone as either a band or broadcast spray during planting or as a separate operation after planting but before soybeans emerge.

(Rates are given according to the use of Sencor or Lexone respectively).

Soil texture	Broadcast rate/acre	Sencor 50WP/4L or Lexone 50WP/4L
	TRIFLURALIN 4AT	Postplant/Preemergence
Coarse	1 pt.	3/4-1 or 3/4 lb./pt.
Medium	1 1/2 pts.	3/4-1 1/2 or 3/4-1 lb./pt.
Fine	2 pts.	1-1 3/4 or 1 lb./pt.

Do not apply Lexone to sand or soils with less than 1/2% organic matter.

Soil texture	Broadcast rate/acre	Sencor (dry flowable) or Lexone (dry flowable)
	TRIFLURALIN 4AT	Postplant/Preemergence
Coarse	1 pt.	1/2-2/3 or 1/2 lb./pt.
Medium	1 1/2 pts.	1/2-1 or 1/2-2/3 lb./pt.
Fine	2 pts.	2/3-1 1/6 or 2/3 lb./pt.

Do not apply Sencor to coarse soils (sandy loam and loamy sand) containing less than 2% organic matter. Do not apply Lexone to sand or soils less than 1/2% organic matter.

Precautions: Do not use Lexone or Sencor on Tracy, Semmes, Altona, Vansoy or Coker 102 soybeans because these varieties are sensitive to these products. Do not use treated vines for feed or forage. Seed must be planted at least 1 1/2 inches below the soil surface but not more than 2 inches before a Sencor or Lexone application. Do not apply Sencor or Lexone more than once per season. Do not replant areas treated with Sencor or Lexone to any crops other than soybean within 4 months after treatment.

Observe all directions, precautions and limitations on all products' labeling.

260/32

21

TRIFLURALIN 4AT/AMIBEN® TANK-MIX OR OVERLAY

Tank mix: Apply as a spring preplant incorporated treatment.

Overlay: Apply TRIFLURALIN 4AT as a preplant incorporated herbicide and the Amiben 2S broadcast or in a band over the soybean row at planting time.

Soil texture	Broadcast rate/acre	
	TRIFLURALIN 4AT	AMIBEN 2S
Coarse	1 pt.	4-6 qts.
Medium	1 1/2 pts.	4-6 qts.
Fine	2 pts.	4-6 qts.

Use the higher rates of Amiben 2S where you expect heavy populations of smartweed, velvetleaf, ragweed, wild mustard and black nightshade. Observe all directions, precautions and limitations on both products' labeling.

TRIFLURALIN 4AT/VERNAM® TANK-MIX

Apply up to 10 days prior to planting at the following:

Soil texture	Broadcast rate/acre	
	TRIFLURALIN 4AT	VERNAM 7S
Coarse	1 pt.	1 3/4-2 1/3 pts.
Medium	1 1/2 pts.	2 1/3-3 pts.*
Fine	2 pts.	3-3 1/2 pts.

*Use higher rates for nutsedge, wild cane and velvetleaf control. Observe all directions, precautions and limitations on both products' labeling.

SUGAR BEETS

Apply as a broadcast, overtop spray to plants immediately after blocking or thinning when plants are between 2 and 5 inches tall. Exposed beet roots should be covered with soil prior to application to reduce possibilities of girdling. Care should be taken that incorporation machinery does not damage the taproot.

Soil texture	Broadcast rate/acre	
	Eastern US	Western US
Coarse	1 pt.	1 pt.
Medium	1 1/2 pts.	1 1/4-1 1/2 pts.
Fine	1 1/2 pts.	1 1/2 pts.

Special application.

Incorporation with a tine-tooth harrow in California, Colorado, Idaho, Kansas, Montana, Nebraska, Oregon, Texas, Utah, Washington, Wyoming. A properly operated tine-tooth harrow can provide adequate incorporation of the herbicide for effective weed control in sugar beets. Operate the tine-tooth harrow two times over the field in opposite directions at a speed of 3 to 6 mph and set the harrow to cut 1 to 2 inches deep. Care should be taken to insure that the tine-tooth harrow does not damage the sugar beet taproot.

SUGARCANE

Use restricted to eastern United States.

Plant Cane

Apply and incorporate twice a year at a broadcast rate/acre of 2 to 4 pts. for all soil textures. Make the application in the fall on firmly packed beds immediately after the seed pieces are planted.

Make the application in the spring before or shortly after the cane emerges. Loosen rain-packed beds 2 to 3 inches deep before the spring application. Care should be taken so that incorporation machinery does not damage the seed pieces or emerging shoots.

2/6/32

Plant and Ratoon Cane (grown in Louisiana and Texas only).

Apply and incorporate at a broadcast rate/acre of 2 to 4 pts. for all soil textures. Make application in the spring from before or shortly after the cane emerges up to layby. Make application after the beds have been shaved or false shaved. Loosen rain-packed bed 2 to 3 inches deep before application. Care should be taken so that incorporation machinery does not damage seed pieces or emerging roots.

Post-plant in Hawaii (only for control of most annual grasses including guineagrass).

Apply to surface after planting (for plant cane) or after harvesting (for ratoon cane) before weeds and cane emerge at a broadcast rate/acre of 6 to 8 pts. for all soil textures. In pl. cane the beds should be formed or rolled before application. In ratoon cane, the crop residue should be removed before application. Apply just before anticipated rainfall or sprinkle irrigate immediately after application.

Itchgrass control (in Louisiana only).

Apply and incorporate on either plant or ratoon cane at a broadcast rate/acre of 4 pts. for all soil textures. Apply in the spring from before or shortly after the cane emerges up to layby. Follow directions above for sugarcane layby application in Louisiana and Texas.

SUNFLOWER

Apply and incorporate in the spring or in the fall between October 15 and December 31 at the following:

Soil texture	Broadcast rate/acre	
	Eastern US	Western US
Coarse	1 pt.	1 pt.
Medium	1 1/2 pts.	1 1/4-1 1/2 pts.
Fine	2 pts.	1 1/2 pts.
2 to 5% organic matter	1 1/2-2 pts.	1 1/2-2 pts.
5.1 to 10% organic matter	2 pts.	2 pts.

TRIFLURALIN 4AT/AMIBEN® TANK-MIX OR OVERLAY

Tank-mix: Apply prior to planting.

Overlay: Apply Amiben 2S in band or broadcast over sunflowers at planting in fields where TRIFLURALIN 4AT has been incorporated prior to planting.

Soil texture	Broadcast rate/acre	
	TRIFLURALIN 4AT	AMIBEN 2S
Coarse	1 pt.	4 qts.
Medium	1 1/2 pts.	4-6 qts.*
Fine	2 pts.	4-6 qts.*

*Use higher rates for best control of Mustard, Common Ragweed or Black Nightshade.

If sufficient rain does not fall within 7 days after a pre-emergence application of Amiben, but there is enough soil moisture, a light cultivation with a rotary hoe or similar tool will uproot these small broadleaf weeds and grasses. In coarse soil heavy rains may move incorporated Amiben below the weed seed germinating zone; erratic weed control may result.

29

TOMATOES

For transplant, apply and incorporate before transplanting at the following:

Soil texture	Broadcast rate/acre	
	Eastern US	Western US
Coarse	1 pt.	1 pt.
Medium	1 1/2 pts.	1 1/4-1 1/2 pts.
Fine	2 pts.	1 1/2 pts.
2 to 5% organic matter	1 1/2 pts.	1 1/2-2 pts.
5.1 to 10% organic matter	2 pts.	2 pts.

For direct-seeded tomatoes, apply and incorporate to soil between the rows and beneath the plants.

TREES AND VINEYARDS

EASTERN US

For new planting of vineyards, citrus and pecan trees, apply and incorporate before planting at the following:

Broadcast rate/acre	
Soil texture	
Coarse	1 pt.
Medium	1 1/2 pts.
Fine	2 pts.
2 to 5% organic matter	1 1/2 pts.
5.1 to 10% organic matter	2 pts.

For non-bearing established plantings of citrus and pecan trees and bearing plantings of grapefruit, lemon, orange, pecan, tangelo, tangerine trees, apply at a broadcast rate/acre of 2 to 4 pts. for all soil textures. Apply as a directed spray to soil around the trees and use incorporation methods not injurious to the trees. If crops are planted between the trees or vines, label directions for those specific crops apply to the area which is interplanted. For continued weed control in citrus area, apply twice a year at an interval of approximately 4 to 6 months.

WESTERN US

For new plantings of almond, apricot, citrus, nectarine, peach, pecan, walnut trees, apply and incorporate before planting at the following:

Broadcast rate/acre	
Soil texture	
Coarse	1 pt.
Medium	1 1/4-1 1/2 pts.
Fine	1 1/2 pts.
2 to 5% organic matter	1-1 1/2 pts.
5.1 to 10% organic matter	2 pts.

For new plantings of vineyards, apply before planting at the following:

Broadcast rate/acre	
Soil texture	
Coarse	1-1 1/2 pts.
Medium	1 1/2-3 pts.
Fine	3-4 pts.
2 to 10% organic matter	3-4 pts.

Do not use more than 2 pts./acre on heat-treated vines.

30

For post-plant applications on bearing and non-bearing established plantings of vineyards, almonds, apricot, grapefruit, lemon, nectarine, orange, peach, pecan, plum, prune, tangelo, tangerine and walnut trees, apply at a broadcast rate/acre of 2 to 4 pts. for all soil textures. Apply as a directed spray to the soil around the trees or vines and use incorporation methods not injurious to the trees or vines. Do not apply to vineyards within 60 days of harvest. For continued weed control in citrus trees, apply twice a year at an interval of about 4 to 6 months. If crops are planted between the trees or vines, label directions for those specific crops apply to the area which is interplanted.

Special application.

For Rhizome Johnsongrass control (Western US only).

Commercially acceptable control of Rhizome Johnsongrass can be obtained with post-plant applications in bearing and non-bearing established plantings of vineyards, almond, apricot, grapefruit, lemon, nectarine, orange, peach, pecan, tangelo, tangerines, and walnut trees. Work the soil thoroughly to bring the rhizomes nearer the surface. Apply for two years in a row at a broadcast rate/acre of 4 pts. on all soil textures each year. Incorporate thoroughly with a disc set to cut 4 to 6 inches deep and operate 2 times at 4 to 6 mph. Some Johnsongrass plants will escape. Timely cultivations are necessary.

Precautions: Do not use the 2 qt. rate on new plantings; do not apply to vineyards within 6 months of harvest; do not interplant orchards or vineyards with other crops; if the TRIFLURALIN 4AT treated vineyards and orchards are diverted to other crop uses, plant only those crops for which TRIFLURALIN 4AT has been registered as a preplant treatment.

For Field Bindweed control in vineyards, almond, apricot, grapefruit, lemon, nectarine, orange, peach, pecan, tangelo, tangerine, walnut trees in California only.

Apply in the spring with a specially designed spray blade which applies at a soil depth of 4 to 6 inches at a broadcast rate/acre of 4 pts. on all soil textures in 40-80 gallons of water/acre. Destroy all weeds and grasses with soil tillage before applying.

Precautions: Some soils develop cracks as they dry after rainfall or irrigation and Field Bindweed may emerge. Prevent or eliminate cracks by shallow discing or other tillage.

WHEAT

WINTER WHEAT grown in Idaho, Montana, Oregon and Washington.

Apply any time during a period from 3 weeks up to immediately prior to planting at a broadcast rate/acre of 1 1/2 pts. on coarse and medium soils and 2 pts. on fine soils. Incorporate, with a flexible tine-tooth harrow set to cut 1 to 2 inches deep and operate at 3 to 6 mph, one time within 24 hours after application and a second time, in a different direction, prior to planting.

WINTER WHEAT fallow soil application in Washington and Oregon.

Apply any time from May to September prior to the fall planting at a broadcast rate/acre of 1 1/2 pts. on coarse and medium soils and 2 pts. on fine soil. Incorporate, with a flexible tine-tooth harrow set to cut 1 to 2 inches deep and operate at 3 to 6 mph, one time within 24 hours after application and a second time, in a different direction, prior to planting.

31

SPRING WHEAT AND DURUM.

Apply as a postplant incorporated treatment, after seeding but before the crop emerges, to control foxtail at a broadcast rate/acre of 1 pt. on coarse and medium soils and 1 1/2 pts. on fine soil. Incorporate using a flex-tine or diamond harrow operating two times in different directions at 5 mph, 1 to 1 1/2 inches deep.

TRIFLURALIN 4AT may be fall applied for foxtail/pigeongrass control in spring wheat and durum planted the following spring. TRIFLURALIN 4AT may be applied to ground that has a manageable trash level, has been fallowed or pre-tilled. Apply any time between October 15 and December 31 at a broadcast rate/acre of 1 pt. on coarse or medium soils and 1 1/2 pts. on fine soil.

For the incorporation use: Chisel plow (for the first pass only) operating at 4 to 6 mph, set to cut at 4-5 inches deep; tandem disc, operating at 4 to 6 mph, 3-4 inches deep; field cultivator, operating at 5 mph, 3-4 inches deep.

Precaution: While use of this practice may result in a stand reduction, slight stand reductions do not normally affect yield.

SPECIAL PRECAUTIONS

Applied according to directions and under normal growing conditions, TRIFLURALIN 4AT will not harm the treated crop. Over application may result in crop injury or a soil residue. Uneven application or improper soil incorporation can result in erratic weed control or crop injury.

Special precautions must be taken:

In the western United States (Arizona, Colorado, California, Idaho, Montana, Nevada, New Mexico, Oregon, Utah, Washington and Wyoming): To avoid crop injury do not plant sugarbeets, red beets or spinach for 12 months after TRIFLURALIN 4AT application or for 14 months after a fall application of the product. Do not plant sorghum, corn, oats for 14 months after spring application or for 16 months after fall application. If land has not been irrigated, do not plant any of these crops for 18 months after spring application or for 20 months after fall application.

In the western United States (Kansas, Nebraska, North Dakota, Oklahoma, South Dakota and Texas in those areas where at least 25 inches of irrigation or rain-fall was used to produce the crop): Do not plant sorghum or oats for 12 months after the herbicide application. If less than 25 inches of water was used to produce the crop, do not plant sorghum or oats for 18 months after application. Cool, wet weather conditions during the early stages of growth may increase the possibility of injury to sorghum.

In the eastern United States: Moldboard plow before planting sugarbeets where spring application was made the previous season.

In Florida only: Do not plant vegetable crops other than those listed in the label within 5 months following the application of TRIFLURALIN 4AT.

- SENCOR is a registered Trademark of Parent Co. of Farbenfabriken Bayer GmbH, Leverkusen.
- KARMEX and LEXONE are registered Trademarks of E.I. Du Pont de Nemours & Co., Inc.
- EPTAM and •VERNAM are registered Trademarks of Stauffer Chemical Co.
- AMIBEN is a registered Trademark of Union Carbide Corp.
- COTORAN and CAPAROL are registered Trademarks of Ciba-Geigy Corp.
- AVADEX and FAR-GO are registered Trademarks of Monsanto Co.

NOTICE: Seller warrants that the product conforms to its chemical description and is reasonably fit for the purposes stated on the label when used in accordance with directions under normal conditions of use, but neither this warranty nor any other warranty of merchantability or fitness for a particular purpose, express or implied, extends to the use of this product contrary to label instructions, or under abnormal conditions, or under conditions not reasonably foreseeable to Seller and Buyer assumes the risk of any such use.