

9779-280

PM21

1983

RECORDED  
OCT 29 1987  
9779-280

Riverside Trademark®

CHLOROTHALONIL 90DF  
Agricultural fungicide  
(90% water dispersible granules)

ACTIVE INGREDIENT	
Chlorothalonil (tetrachloroisophthalonitrile).....	90.0%
INERT INGREDIENTS.....	10.0%
	Total 100.0%

EPA Reg. No. 9779-EIN

EPA Est. No. 9779-AR-13

STOP-READ LABEL BEFORE USING.

KEEP OUT OF REACH OF CHILDREN

DANGER/PELIGRO

PRECAUCION AL USUARIO: Si usted no lee ingles, no use este producto hasta que la etiqueta le haya sido explicada ampliamente.

STATEMENT OF PRACTICAL TREATMENT

IF SWALLOWED: Contact your local poison control center, hospital, or physician. If the patient is unconscious, maintain breathing and heartbeat (cardiopulmonary resuscitation).

IF INHALED: Remove victim to fresh air and apply respiration if indicated.

IF ON SKIN: Remove contaminated clothing and wash with soap and water.

IF IN EYES: Flush with plenty of water for 15 minutes. Get medical attention if irritation persists.

FIRST AID: Note to Physician: Persons having an allergic reaction respond to treatment with antihistamines or steroid creams and/or systemic steroids.

See left panel for additional PRECAUTIONARY STATEMENTS.

Manufactured For  
RIVERSIDE/TERRA CORPORATION  
TERRA CENTRE, 600 FOURTH STREET, SIOUX CITY, IOWA 51101  
RIVERSIDE SERVES AGRICULTURE. AGRICULTURE SERVES EVERYONE.

NET CONTENTS \_\_\_ POUNDS

PRECAUTIONARY STATEMENTS  
DANGER  
HAZARDS TO HUMANS AND DOMESTIC ANIMALS

Corrosive, causes severe eye damage. May be a potential skin sensitizer. Do not get in eyes; wear goggles or eye shield when handling this product. Avoid contact with skin or clothing. Do not take internally. Avoid breathing dust or spray mist.

NOTE TO USER: This product may produce temporary allergic side effects characterized by redness of the eyes, mild bronchial irritation and redness or rash on exposed skin areas. Persons having allergic reaction should contact a physician.

ENVIRONMENTAL HAZARDS

This product is toxic to fish, aquatic invertebrates, and marine/estuarine organisms. Runoff from treated areas may be hazardous to aquatic organisms in neighboring areas. Do not apply directly to water. Do not apply when weather conditions favor drift from treated areas. Apply only to areas specified on label.

DIRECTIONS FOR USE

It is a violation of Federal law to use this product in a manner inconsistent with its labeling.

Do not apply this product in such a manner as to directly or through drift, expose workers or other persons. The area being treated must be vacated by unprotected persons.

RE-ENTRY STATEMENT

Do not enter treated area to perform hand labor within 24 hours of application unless protective clothing is worn. NOTE TO USER: Wear long sleeve shirt, long pants, and gloves while mixing, loading and applying this product. Because certain states may require more restrictive re-entry intervals for various crops treated with this product, consult your State Department of Agriculture for further information.

Written or oral warnings must be given to workers who are expected to be in a treated area or in an area about to be treated with this product. When oral warnings are given, warnings shall be given in a language customarily understood by workers. Oral warnings must be given if there is reason to believe that written warnings cannot be understood by workers. Oral and written warnings must include the following information: "DANGER. Area treated with Chlorothalonil on (date of application). Do not enter without appropriate protective clothing within 24 hours of application. In case of accidental exposure, wash exposed area with plenty of water and get medical attention. For further information see PRECAUTIONARY STATEMENTS on the label."

**BEST AVAILABLE COPY**

STORAGE AND DISPOSAL

DO NOT CONTAMINATE WATER, FOOD, OR FEED BY STORAGE AND DISPOSAL

STORAGE

Store in a dry location away from children, animals, foods, feeds, seeds, or other agricultural chemicals. In the event of spillage, scrape up and dispose of in accordance with information given under "Disposal." Repackage and relabel useable product in a sound container. In case of fire or other emergency, report at once by toll-free telephone to 800-424-9300.

DISPOSAL

Pesticide Disposal: Pesticide wastes are toxic. Improper disposal of excess pesticide, pesticide spray, or rinsate is a violation of Federal law. If these wastes cannot be disposed of by use according to label instructions, contact your State Pesticide or Environmental Control Agency, or the Hazardous Waste representative at the nearest EPA Regional Office for guidance.

Container Disposal: Completely empty bag into application equipment. Then dispose of empty bag in a sanitary landfill or by incineration, or, if allowed by state and local authorities, by burning. If burned, stay out of smoke.

GENERAL INFORMATION

CHLOROTHALONIL 90DF is an excellent fungicide when used according to label directions for control of a broad spectrum of plant diseases. CHLOROTHALONIL 90DF can be used effectively in dilute or concentrate sprays. Thorough, uniform coverage is essential for disease control. Do not combine CHLOROTHALONIL 90DF in the spray tank with pesticides, surfactants or fertilizers, unless prior use has shown the combination physically compatible, effective and noninjurious under conditions of use.

Dosage rates on this label indicate pounds of CHLOROTHALONIL 90DF per acre unless otherwise stated. Under conditions favoring disease development the high rate specified and shortest application interval should be used. Applications should be made in sufficient water to obtain adequate coverage of foliage. Gallonage to be used will vary with crop and amount of plant growth. Spray volume usually will range from 20 to 150 gallons (approximately 80 to 500 liters) per acre for dilute sprays and 5 to 10 gallons (approximately 20 to 40 liters) per acre for concentrate ground sprays and aircraft applications. Both ground and aircraft methods of application are recommended unless specific directions for ground application only are given for a crop. Application through sprinkler irrigation systems is recommended for some crops which are specified on the label below. Follow application and calibration instructions.

NOTE TO USER: Do not rotate to crops other than those listed on labels within 12 months of the last treatment. After 12 months from the last application, leafy vegetable (i.e. spinach lettuce, kale, etc.) may also be rotated.

BEST AVAILABLE COPY

406 13

**MIXING PROCEDURES:** Be sure sprayer is clean and not contaminated with any other materials, or crop injury or spraying clogging may result. Fill tank  $\frac{1}{2}$  full with clean water; start agitation. Be certain that the agitation system is working properly and creates a rippling or rolling action on the liquid surface. Pour product directly from container into tank. Let it wet and settle into water. Continue filling tank until 90% full. Increase agitation if necessary to maintain surface action. Finish filling tank. Maintain agitation during operation. Clean sprayer thoroughly immediately after use by flushing system with water containing a detergent. Do not use on greenhouse grown crops.

#### APPLICATION AND CALIBRATION TECHNIQUES FOR SPRINKLER IRRIGATION

Apply this product only through the following types of irrigation systems. Do not apply this product through any other type of irrigation system. Do not apply when wind speed favors drift beyond the area intended for treatment. Refer to GENERAL INFORMATION for agitation and mixing instructions.

A person knowledgeable of the chemigation system and responsible for its operation, or under the supervision of the responsible person, shall shut the system down and make necessary adjustments should the need arise. Crop injury, lack of effectiveness, or illegal pesticide residues in the crop can result from non-uniform distribution of treated water. If you have questions about calibration, you should contact State Extension Service specialists, equipment manufacturers or other experts.

A. Center Pivot, Traveler, Big Gun, Motorized Lateral Move, End Tow, and Side (Wheel) Roll Irrigation Equipment: Operate system and injection equipment at normal pressures recommended by the manufacturer of injection equipment used. Fill tank of injection equipment with water. Operate system for one complete circle for center pivot or one complete run for the other recommended equipment, measuring time required, amount of water injected, and acreage contained in circle or run. Mix recommended amount of CHLOROTHALONIL 90DF or acreage to be covered into same amount of water used during calibration and inject into system continuously for one revolution or run. Shut off injection equipment after one revolution or run, but continue to operate irrigation system until CHLOROTHALONIL 90DF has been cleared from last sprinkler head.

B. Solid Set and Hand Move Irrigation Equipment: Determine acreage covered by sprinkler. Fill tank of injection equipment with water and adjust flow to use contents over a thirty to forty-five minute period. Mix desired amount of CHLOROTHALONIL 90DF for acreage to be covered into quantity of water used during calibration and operate entire system at normal pressures recommended by the manufacturer of injection equipment used for amount of time established during calibration. Provide constant mechanical agitation in the mix tank to insure that CHLOROTHALONIL 90DF will remain in suspension during the injection cycle. CHLOROTHALONIL 90DF can be injected at the beginning or end of the irrigation cycle or as a separate application. Stop injection equipment after treatment is completed and continue to operate irrigation system until CHLOROTHALONIL 90DF has been cleared from last sprinkler head.

#### SAFETY DEVICES

**BEST AVAILABLE COPY**

A. The systems designated above must contain a functional check valve, vacuum relief valve, and low pressure drain appropriately located on the irrigation pipeline to prevent water source contamination from backflow. All pesticide injection pipelines must contain a functional, automatic, quick-closing check valve to prevent the flow of fluid back toward the injection pump. The pesticide injection pipeline must also contain a functional, normally closed, solenoid-operated valve located on the intake side of the injection pump and connected to the system interlock to prevent fluid from being withdrawn from the supply tank when the irrigation system is either automatically or manually shut down.

B. The system must contain functional interlocking controls to automatically shut off the pesticide injection pump when the water pump motor stops. The irrigation line or water pump must include a functional pressure switch which will stop the water pump motor when the water pressure decreases to the point where pesticide distribution is adversely affected. Systems must use a metering pump, such as a positive displacement injection pump (e.g., diaphragm pump) effectively designed and constructed of materials that are compatible with pesticides and capable of being fitted with a system interlock.

#### SYSTEMS CONNECTED TO PUBLIC WATER SOURCES

Public water system means a system for the provision to the public of piped water for human consumption if such system has at least 15 service connections or regularly serves an average of at least 25 individuals daily at least 60 days out of the year. Do not connect an irrigation system (including greenhouse systems) used for pesticide application to a public water system unless the pesticide label-prescribed safety devices for public water systems are in place.

Chemigation systems connected to public water systems must contain a functional, reduced-pressure zone, backflow preventer (RPZ) or the functional equivalent in the water supply line upstream from the point of pesticide introduction. As an option to the RPZ, the water from the public water system should be discharged into a reservoir tank prior to pesticide introduction. There shall be a complete physical break (air gap) between the outlet end of the fill pipe and the top or overflow rim of the reservoir tank of at least twice the inside diameter of the fill pipe.

For additional instructions on SAFETY DEVICES, refer to sections A. and B. above.

#### POSTING INSTRUCTIONS FOR PRODUCTS LABELLED DANGER

Posting Instructions: Posting of areas to be chemigated is required when any part of a treated area is within 300 feet of sensitive areas such as residential areas, labor camps, businesses, day care centers, hospitals, in-patient clinics, nursing homes, or any public areas such as schools, parks, playgrounds, or other public facilities not including public roads.

Posting must conform to the following requirements. Treated areas shall be posted with signs at all usual points of entry and along likely routes of approach from the listed sensitive areas. When there are no usual points of entry, signs must be posted in the corners of the treated areas and in any other location affording maximum visibility to sensitive areas. The printed side of the sign should face away from the treated area towards the sensitive area. The signs shall be printed in English. Signs must be posted prior to application and must remain posted until foliage has dried and soil surface water has disappeared. Signs may remain in place indefinitely as long as they are composed of material to prevent deterioration and maintain legibility for the duration of the posting period.

All words shall consist of letters at least 2½ inches tall, and all letters and the symbol shall be a color which sharply contrasts with their immediate background. At the top of the sign shall be the words KEEP OUT, followed by an octagonal stop sign symbol at least 8 inches in diameter containing the word STOP. Below the symbol shall be the words PESTICIDES IN WATER.

BEST AVAILABLE COPY

CROP	DISEASES	RATE PER ACRE	APPLICATION DIRECTIONS
Bean (Snap)	Rust	1.2-2.4 pounds	Use in sufficient water to obtain adequate coverage. Begin applications during early bloom stage or when disease first threatens and repeat at weekly intervals as necessary to maintain control. Do not apply within 7 days of harvest. Do not graze treated areas or feed treated plant parts to livestock.
	Botrytis Blight (gray mold)	2.4 pounds	
Beans (Dry) Navy, Pinto, Kidney, Lima, Blackeye	Rust, Anthracnose, Downy mildew, Cercospora leaf spot (blackeye only)	1.2-1.7 pounds	Use in sufficient water to obtain adequate coverage. Begin applications during early bloom stage and repeat at 7 to 10 day intervals. For use only on beans harvested dry with pods removed. Do not apply within 6 weeks before harvest. Do not allow livestock to graze in treated areas or feed treated plant parts to livestock.
Cabbage, Cauliflower, Broccoli, Brussels sprouts	Alternaria leaf spot, Downy mildew	1.3 pounds	Use in sufficient water to obtain adequate coverage. Begin applications after transplants are set in field, or shortly after emergence of field-seeded crop, or when conditions favor disease development. Repeat at 7 to 10 day intervals or as necessary to maintain control.
	Ring spot (California only)	1.5 pounds	
Carrot	Cercospora (Early) blight, Alternaria (Late) blight	1.3-1.5 pounds	Use in sufficient water to obtain adequate coverage. Start applications when disease threatens and repeat at 7 to 10 day intervals or as necessary to maintain control. CHLOROTHALONIL 90DF may be applied through sprinkler irrigation equipment. See calibration directions preceding this section.
Celery	Cercospora (Early) blight, Septoria (Late) blight	.8-1.2 pounds	Use .8-1.2 pounds per acre on a 3 to 5 day spray schedule or 1.7-2.4 pounds per acre on a 7 day schedule. Start applications when transplants are set in the field. Apply in sufficient water to obtain adequate coverage. Do not apply within 7 days of harvest. CHLOROTHALONIL 90DF may be applied through sprinkler irrigation equipment as directed above.
	Basal stalk rot (Rhizoctonia solani)	1.7-2.4 pounds	
	Pink rot (Suppression)	2.4 pounds	
	Early blight	1.3-1.6	
	Late blight	pounds/100 gal.	
			For celery seedbeds, apply 125 gallons per acre twice weekly or as needed to maintain control. Start applications shortly after crop emergence. Use the higher rate under severe disease conditions.

CROP	DISEASES	RATE PER ACRE	APPLICATION DIRECTIONS
Corn (Sweet), Corn grown for seed	Helminthosporium leaf blights, Rust	.65-1.6 pounds	Use in sufficient water to obtain adequate coverage. Begin applications when conditions favor disease development and repeat at 4 to 7 day intervals or as required to maintain control. Under severe disease conditions, use 1.3-1.6 pounds per acre. Do not apply within 14 days of harvest. Do not apply to sweet corn to be processed. Do not allow livestock to graze in treated fields. Do not ensile treated corn or use as livestock forage.
Cucumber	Target spot, Anthracnose, Downy mildew Powdery mildew (except south- western states), Gummy stem blight, Leaf blight, Scab	1.3-1.6 pounds 1.6-2.4 pounds	Use in sufficient water to obtain adequate coverage. Begin applications when plants are in first leaf stage or when conditions are favorable for disease development. Repeat applications at 7 day intervals. Under severe disease conditions, shorten spray interval. CHLOROTHALONIL 90DF may be applied through sprinkler irrigation equipment as directed above.
	Fruit belly rot (Rhizoctonia solani)	6.9 pounds	Use CHLOROTHALONIL 90DF in sufficient water to obtain runoff to soil surface. Make a single application when vines begin to form. CHLOROTHALONIL 90DF may be applied through sprinkler irrigation equipment as directed above.
Cantaloupe, Muskmelon, Honeydew melon, Watermelon, Squash, Pumpkin	Anthracnose Downy mildew Cercospora leaf spot, Gummy stem blight (black rot), Leaf blight, Scab, Powdery mildew (except south- western states)	1.3-1.6 pounds 1.6-2.4 pounds	Use in sufficient water to obtain adequate coverage. Begin applications when plants are in first true leaf stage or when conditions are favorable for disease development. Repeat applications at 7 day intervals. Under severe disease conditions, shorten spray interval. CHLOROTHALONIL 90DF may be applied through sprinkler irrigation equipment. See calibration directions preceding this section.
Grasses grown for seed	Stem rust, Leaf rust, Stripe rust, Selenophoma (eyespot)	.8-1.2 pounds	Use in sufficient water to obtain adequate coverage. Begin applications during stem elongation when conditions favor disease development. Re-apply at flag (top) leaf emergence and at head emergence. Under severe disease conditions, use the 1.2 pound per acre rate and repeat applications at 14 day intervals. Do not apply within 14 days of harvest. Do not allow livestock to graze in treated areas or feed treated plant parts to livestock.

**BEST AVAILABLE COPY**

CROP	DISEASES	RATE PER ACRE	APPLICATION DIRECTIONS
Mint	Rust, Septoria leaf spot	1.2 pounds	Use in sufficient water to obtain adequate coverage, normally 20 to 150 gallons per acre for dilute sprays and 5 to 10 gallons per acre for concentrate ground and aircraft applications. Begin applications when emerging plants are 4-8 inches high. Repeat applications at 7 to 10 day intervals or as necessary to maintain control. Do not apply more than 3 times per season. Do not apply within 80 days of harvest. Do not feed fresh or extracted mint hay from treated fields to livestock. Based on available residue data, use of CHLOROHALONIL 90DF on mint is restricted to Indiana, Michigan and Wisconsin.
Onion (dry bulb)	Botrytis leaf blight (blast), Purple blotch	1.2-1.7 pounds	Apply in sufficient water to obtain adequate coverage. Make the first application at first sign of disease or when dew or rain occurs. Repeat at 7 to 10 day intervals for as long as conditions favor disease. Use the high rate and a 7 day schedule of applications when heavy dew or rain persists. Do not apply within 7 days before harvest of dry bulb onions or garlic. Do not apply more than 3 times per season or within 14 days of harvest on green bunching onions, leeks, or shallots. If additional disease control is needed before harvest, use another registered fungicide.
Onion (green bunching), Garlic, Leek, Shallot, Onion grown for seed	Botrytis leaf blight (blast), Purple blotch, Downy mildew (suppression)	1.2-2.4 pounds	
Papaya	Alternaria fruit spot, Anthracnose, Stem end rot	1.7-3.3 pounds	Apply with ground equipment only, in sufficient water to obtain adequate coverage of fruit and leaves. Begin treatment when conditions favor development of disease and continue treatments at 14 day intervals until weather conditions no longer favor disease development. Do not graze livestock in treated area or feed processing by-products to livestock.
Parsnip	Alternaria leaf spot, Downy mildew, Anthracnose, Botrytis blight (gray mold), Bottom rot (Rhizoctonia)	1.2-1.7 pounds	Apply in sufficient water to obtain adequate coverage. Make the first application at the first sign of disease or when conditions are favorable for infection. Continue applications on a 7 to 10 day schedule. Do not apply more than 4 times per season or within 10 days of harvest. Do not feed treated plant parts to livestock.
Passion Fruit (Hawaii only)	Alternaria fruit and leaf spot (passion fruit brown spot)	1.6 pounds	Apply with ground equipment in sufficient water to obtain adequate coverage of fruit and leaves. Begin treatment when fruit spots appear (April to July) and continue treatments at 14 day intervals until weather conditions no longer favor disease development. Do not graze in treated area or feed vines or processing by-product to livestock used for food.

BEST AVAILABLE COPY



Peanut	Cercospora (early) leaf spot	.8-1.2 pounds	Apply in sufficient water for coverage when leaf w less first occurs or 30 to 40 days after planting. Repeat at 10 to 14 day intervals. When conditions favor late leafspot or when rust or web blotch occur, apply 1.2 pounds per acre at 10 day intervals for the remainder of the season. Do not apply within 14 days of harvest. Do not allow livestock to graze in treated areas. Do not feed hay or threshings from treated fields to livestock. CHLOROTHALONIL 90DF may be applied through sprinkler irrigation equipment. See calibration directions preceding this section.
	Cercosporidium (late) leafspot		
	Rust,	1.2 pounds	
	Web blotch		

Potato	Early blight	.8-1.2 pounds	Use in sufficient water to obtain adequate coverage. Begin applications when plants are 6 to 8 inches high or when disease threatens and continue at 7 to 10 day intervals or as needed to maintain disease control. Under severe disease conditions, use 1.2 pounds per acre on a 7 day schedule. CHLOROTHALONIL 90DF may be applied through sprinkler irrigation equipment. See calibration directions preceding this section. Do not exceed a 10-day interval between applications when using sprinkler irrigation techniques.
	Late blight		
	Botrytis vine rot (Botrytis spp.)		
	Dryland culture only:	.65-1.2 pounds	
	Early blight		
Late blight			

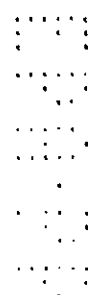
Soybean	Anthracnose,	1.2-2 pounds	CHLOROTHALONIL 90DF at 1.2-2 pounds per acre if two applications are scheduled or .8-1.6 pounds per acre if three applications are scheduled. Use the three application program in areas having a history of moderate to severe disease intensity. Applications should be made at 14 day intervals. Apply in sufficient water to obtain complete coverage. A minimum of five gallons of water per acre should be used for aerial application. CHLOROTHALONIL 90DF may be applied through sprinkler irrigation equipment. Follow calibration directions preceding this section.
	Diaporthe pod and stem blight,	or .8-1.6 pounds	
	Frogeye leaf spot (Cercospora sojina),		
	Purple seed stain (Cercospora kikuchii),		
	Septoria brown spot		

Determinate (southern) soybean varieties: Two application program-Make the first application at early pod set (R-3 stage, when majority of pods are 1/8 to 3/8 inch length) and the second at beginning of seed formation (R5) which occurs about 14 days later. Three application program... Make the first application at the beginning of flowering (R1); and second at early pod set (R3), and the third at beginning of seed formation (R5).

Indeterminate (northern) soybean varieties: Two application program-Make the first application when the largest pods are 1 to 1 1/2 inches in length and make the second application 14 days later. Three application program-Make the first application one week after the first flowering and continue applications at 14 day intervals. CHLOROTHALONIL 90DF may be



CROP	DISEASES	RATE PER ACRE	APPLICATION DIRECTIONS
Soybean (cont.)	Anthracnose, Diaporthe pod and stem blight, Frogeye leaf spot (Cercospora sojina), Purple seed stain (Cercospora kikuchii), Septoria brown spot	1.2-2 pounds or .8-1.6 pounds	co-applied with Benlate*50WP as a tank mix for disease control on indeterminate (northern) soybeans. Use 1.2 pounds of CHLOROTHALONIL 90DF plus 8 ounces of Benlate 50WP per acre. Make the first application when pods near the top of plants are 1/2-1 inch in length and a second application 14 days later. Do not apply CHLOROTHALONIL 90DF within 6 weeks of harvest. Do not allow livestock to graze treated areas. Do not feed soybean hay or threshings from treated fields to livestock.
Do not exceed a total of three applications per season.			*Benlate is a registered trademark of E. I. DuPont de Nemours and Co., Inc.
Tomato	FOLIAGE: (apply every 7 to 10 days): Early blight, Late blight, Gray leafspot, Gray leaf mold, Septoria leafspot	1.2-1.7 pounds	Apply in sufficient water to obtain adequate coverage. Begin applications when dew or rain occur and disease threatens. Use the highest rate and shortest interval specified when disease conditions are severe. CHLOROTHALONIL 90DF may be combined in the spray tank with EPA-registered pesticide products that claim copper as the active ingredient and are labeled for control of bacterial diseases of tomatoes. Check the copper manufacturer's label for specific instructions, precautions and limitations prior to mixing with CHLOROTHALONIL 90DF. Do not use with Copper-Count*N in concentrated spray suspensions. CHLOROTHALONIL 90DF may be applied through sprinkler irrigation. See calibration directions preceding this section.
	FRUIT: (apply every 7 to 14 days beginning at fruit set): Anthracnose, Alternaria fruit rot (black mold), Rhizoctonia fruit rot, Botrytis gray mold, Late blight fruit rot	1.7-2.3 pounds	
			*Copper-Count is a registered trademark of Mineral Research & Development Corporation




TREE AND ORCHARD CROPS

Apply CHLOROTHALONIL 90DF in sufficient water and with proper calibration to obtain uniform coverage of tree canopy. Application with ground equipment is preferable to aerial application because ground applications generally give better coverage of the tree canopy. If application with ground equipment is not feasible, CHLOROTHALONIL 90DF may be applied with aircraft using at least 20 gallons per acre. When concentrate sprays are used or when treating non-bearing or immature trees, the lower rate of CHLOROTHALONIL 90DF listed may be used. Do not allow livestock to graze in treated areas. The following spray volumes are recommended as gallons of spray per acre:


CROP	SPRAY VOLUME (Gallons per Acre)	
	Dilute	Concentrate
Peach,	300	20 to 150
Nectarine,		
Apricot,		
Tart Cherry,		
Plum,		
Prune		
Sweet Cherry	400	20 to 200
Conifers		
Forest Stands	Not used	10 to 20 (aircraft)
Christmas Trees	100	5 to 10 (ground equipment only)
Nursery Beds	100	5 to 10 (ground equipment only)

CROP	DISEASES	CHLOROTHALONIL 90DF RATE PER ACRE	100 GAL*	APPLICATION DIRECTIONS
Peach,	Leaf curl,	2.6-3.4	.8-1.2	For best control of both diseases apply at leaf fall in late autumn, using sufficient water and proper sprayer calibration to obtain uniform coverage. When conditions favor high disease levels, use the high rate of application and apply once or twice more in mid to late winter before budswell. If the leaf fall application is not practical, application of CHLOROTHALONIL 90DF for control of leaf curl may be made at any time prior to budswell the following spring. Where Coryneum blight (shothole) occurs, also apply at budbreak to protect newly emerging leaves and at shuck split to prevent fruit infections.
Nectarine	Coryneum	pounds	pounds	
Apricot	blight			
Cherry	(shothole)			
Plum				
Prune				
	Brown rot blossom blight	2.6-4.6 pounds	.8-1.2 pounds	Use 3.4-4.6 pounds per acre on trees taller than 20 ft. and 2.6 to 3.4 pounds per acre on smaller trees. Make one application at popcorn (pink, red, or early white bud) and a second application at full bloom. If weather conditions favor disease development, make an additional application at petal fall.



CROP	DISEASES	CHLOROTHALONIL 90DF RAIL PER		APPLICATION DIRECTIONS
		PER POUNDS	100 GAL*	
Peach, Apricot, Cherry, Plum, Prune (cont.)	Cherry leaf-spot; peach nectarine, apricot scab	2.6-3.4 pounds	.8-1.2 pounds	In addition to the bloom applications listed above, make one application at shuck-split. Do not apply CHLOROTHALONIL 90DF after shuck-split and before harvest. If additional disease control is needed before harvest, use another registered fungicide. For control of cherry leafspot after harvest, make one application to foliage within 7 days after fruit is removed. In orchards with a history of high leafspot incidence, make a second application 10-14 days later.
Conifers	Swiss needle-cast	2.3-4.6 pounds	2.3-4.6 pounds	Single application technique: In Christmas tree plantations or forest stands make one application in the spring when new shoot growth is 1/2 to 2 inches in length.
	Scleroderris canker (pines)	1.2-2.3 pounds	1.2-2.3 pounds	Make the first application in spring when new shoot growth is 1/2 to 2 inches in length. Make additional applications at 3 to 4 week intervals until conditions no longer favor disease development. For use in nursery beds, apply the highest rate specified on a 3 week schedule.
	Swiss needle-cast and Rhabdocline needlecast (Douglas-fir)			
	Sirococcus tip blight	1.7-2.8 pounds	1.7-2.8 pounds	
	Rhizosphaera needlecast (spruces)	4.6 pounds	4.6 pounds	
	Scirrhia brown spot (pines)			
	Lophodermium needlecast	1.2-2.3 pounds	1.2-2.3 pounds	North Central and Northeastern States: Begin applications in mid-July to early August before infection occurs. Make additional applications at 3 to 4 week intervals until conditions no longer favor disease development. For use in nursery beds, apply 2.3 pounds per acre on a 3 week schedule.
	Botrytis seeding blight Phoma twig blight	1.2-2.3 pounds	1.2-2.3 pounds	Begin applications in nursery beds when seedlings are 4 inches tall and when cool, moist conditions favor disease development. Make additional applications at 7 to 14 day intervals as long as favorable disease conditions persist.

\*Volumetric rates to be used only with full dilute spray volume specified on this label for tree and orchard crops.



CROP	DISEASES	RATE PER ACRE	APPLICATION DIRECTIONS
Cranberries	Fruit rots, Lophodermium leaf/twig blight	3-1/2 to 5-3/4 pounds	Apply at late bloom and repeat at 10 to 14 day intervals. Under severe conditions, use the 5-3/4 pounds/acre rate on a 10 day schedule. DO NOT apply more than 3 times per season, or within 50 days before harvest. DO NOT apply to bogs when flooded or allow release of irrigation water from bogs for at least 3 days following application. CHLOROTHALONIL 90DF may be applied through sprinkler irrigation equipment. Use 300 gallons of water per acre through solid set systems only. See calibration directions preceding this section.

NOTICE: RIVERSIDE/TERRA CORPORATION warrants that the product conforms to its chemical description and is reasonably fit for the purposes stated on the label when used in accordance with directions under normal conditions of use, but neither this warranty nor any other warranty of merchantability or fitness for a particular purpose, express or implied, extends to the use of this product contrary to label instructions, or under abnormal conditions, or under conditions not reasonably foreseeable to RIVERSIDE/TERRA CORPORATION and buyer assumes the risk of any such use. RIVERSIDE/TERRA CORPORATION shall not be responsible for incidental or consequential damages, if any, resulting from a breach of warranty.