

RESTRICTED USE PESTICIDE

Due to very high acute toxicity to Humans and Birds

For retail sale to and use only by certified applicators or persons under their direct supervision and only for those uses covered by the certified applicator's certification. Direct supervision for this product is defined as the certified applicator's being physically present during application, mixing, loading, repair and cleaning of application equipment. Commercial certified applicators must also ensure that all persons involved in these activities are informed of the precautionary statements.

Riverside Trademark®

Methyl Parathion 4

An emulsifiable concentrate containing 4 pounds methyl parathion per gallon

ACTIVE INGREDIENTS


O,O-dimethyl O-p-nitrophenyl phosphorothioate*...	45.4%
INERT INGREDIENTS**.....	54.6%
	<u>TOTAL 100.0%</u>

*Methyl Parathion

** Contains 50.6% Aromatic Petroleum Solvent.

Contains 4 pounds methyl parathion per gallon.

STOP-READ LABEL BEFORE USING.



2070

KEEP OUT OF REACH OF CHILDREN

DANGER
PELIGRO
POISON
VENENO

Skull & Crossbones
Can Cause Death

PRECAUCION
AL USUARIO
Si usted no lee ingles,
no use este producto
hasta que la etiqueta
le haya sido explicada
ampliamente.

STATEMENT OF PRACTICAL TREATMENT

FIRST AID TREATMENT + Call a doctor (physician), clinic, or hospital immediately. Explain that the victim has been exposed to methyl parathion and describe his condition.

IF BREATHING HAS STOPPED, start artificial respiration immediately and maintain until doctor sees victim.

IF SWALLOWED, call a physician or poison control center. Drink 1 or 2 glasses of water and induce vomiting by touching back of throat with finger, or if available, by administering syrup of ipecac. Do not induce vomiting or give anything by mouth to an unconscious person.

IN CASE OF CONTACT, immediately flush eyes or skin with plenty of water for at least 15 minutes while removing contaminated clothing and shoes. See doctor immediately.

See left side panel for additional PRECAUTIONARY STATEMENTS.


EPA Reg. No. 9779-34

EPA Est. No. 9779-AL-1


Manufactured For
RIVERSIDE/TERRA CORPORATION
Terra Centre, 600 Fourth Street, Sioux City, Iowa 51101
Riverside Serves Agriculture. Agriculture Serves Everyone.

NET CONTENTS
____ GALS.

PRECAUTIONARY STATEMENTS
DANGER
HAZARDS TO HUMANS AND DOMESTIC ANIMALS



CAN KILL IF SWALLOWED
This product can kill you if swallowed, even in small amounts; spray mist may be fatal if swallowed.



CAN KILL BY SKIN CONTACT
This product can kill you if touched by hands or spilled or splashed on skin, in eyes or on clothing (liquid goes through clothing).



CAN KILL IF BREATHED
This product can kill you if vapors or spray mist are breathed.

WORK SAFETY RULES: The National Pesticide Telecommunication Network is available for recommendations regarding poisoning management, emergency treatment, and other information regarding the toxicity of methyl parathion. The toll free number for the National Pesticide Telecommunication Network is 1-800-858-7378. If handled indoors, provide mechanical exhaust ventilation. Keep all unprotected persons, children, livestock, and pets away from treated area or where there is danger of drift. Do not rub eyes or mouth with hands. If you feel sick in any way, STOP work and get help right away. See First Aid (Practical Treatment) section.

USE ONLY WHEN WEARING THE FOLLOWING PROTECTIVE CLOTHING AND EQUIPMENT DURING MIXING/LOADING, APPLICATION, REPAIR, AND CLEANING OF APPLICATION EQUIPMENT, DISPOSAL OF PESTICIDE AND EARLY REENTRY INTO TREATED AREAS: Protective suit of one or two pieces covering all parts of the body except the head, hands, and feet; chemical resistant gloves; chemical resistant shoes (or chemical resistant shoe coverings or chemical resistant boots); goggles or face shield; hood or wide brimmed hat; NIOSH approved respirator.

IMPORTANT! If pesticide comes in contact with skin, wash off with soap and water and contact a physician immediately. Always wash hands, face, and arms with soap and water before smoking, eating, drinking, or toileting.

AFTER WORK: Before removing gloves, wash them with soap and water. Take off all work clothes and shoes. Shower using soap and water. Wear only clean clothes when leaving the job. Do not wear contaminated clothing. Personal clothing worn during work must be stored and laundered separately from protective clothing and household articles. Store protective clothing separately from personal clothing. Clean or launder protective clothing after each use. Respirators must be cleaned and filters replaced according to instructions included with the respirators. Protective clothing and protective equipment heavily contaminated or drenched with methyl parathion must be destroyed according to state and local regulations. **HEAVILY CONTAMINATED OR DRENCHED CLOTHING CANNOT BE ADEQUATELY DECONTAMINATED. DURING AERIAL APPLICATION. HUMAN FLAGGERS ARE PROHIBITED.**

1 of 2

POISON SIGNS (Symptoms): Methyl parathion is a very dangerous poison. It rapidly enters the body on contact with all skin surfaces and eyes. Clothing wet with this material must be removed immediately. Exposed persons must receive prompt medical treatment or they may die. Some of the signs and symptoms of poisoning are headache, nausea, vomiting, cramps, weakness, blurred vision, pin-point pupils, tightness in chest, labored breathing, nervousness, sweating, watering of eyes, drooling or frothing of mouth and nose, muscle spasms and coma.

NOTE TO PHYSICIAN: Antidote - administer atropine sulfate in large doses. TWO to FOUR mg. intravenously or intramuscularly as soon as cyanosis is overcome. Repeat at 5 to 10 minute intervals until signs of atropinization appear. 2-PAM chloride is also antidotal and may be administered in conjunction with atropine. DO NOT GIVE MORPHINE OR TRANQUILIZERS. Methyl parathion is a strong cholinesterase inhibitor affecting the central and peripheral nervous systems and producing cardiac and respiratory depression. At first sign of pulmonary edema, the patient should be given supplemental oxygen and treated symptomatically. Continued absorption of the poison may occur and fatal relapses have been reported after initial improvement. VERY CLOSE SUPERVISION OF THE PATIENT IS INDICATED FOR AT LEAST 48 HOURS.

POST TREATED AREA: Consult your State Agricultural Extension Service or Experiment Station regarding posting treated area.

ENVIRONMENTAL HAZARDS

This pesticide is highly toxic to aquatic invertebrates and wildlife. Birds in treated areas may be killed. Shrimp and other aquatic organisms may be killed at recommended application rates. Do not apply directly to water or wetlands (swamps, bogs, marshes, and potholes). Runoff and drift from target areas may be hazardous to aquatic organisms in adjacent aquatic sites. Do not contaminate water when disposing of equipment washwaters. This product is highly toxic to bees exposed to direct treatment or residues on blooming crops or weeds. Do not apply this product or allow it to drift to blooming crops or weeds if bees are visiting the treatment area.

PHYSICAL OR CHEMICAL HAZARDS

Do not use, pour, spill, or store near heat or open flame.

1049

DIRECTIONS FOR USE

It is a violation of Federal law to use this product in a manner inconsistent with its labeling.

Do not apply this product through any type of irrigation system.

REENTRY STATEMENT

Reentry into treated fields is prohibited for 48 hours after application unless all protective clothing and equipment required for early reentry as described elsewhere on the label are worn. Because certain states may require more restrictive reentry intervals for various crops treated with this product, consult your State Department of Agriculture for further information.

NOTICE TO CROP OWNERS

Written or oral warnings must be given to workers who are expected to be in a treated area or in an area about to be treated with this product. In case of accidental exposure follow the information given under STATEMENT OF PRACTICAL TREATMENT and have exposed person(s) see a physician. When oral warnings are given, warnings shall be given in a language customarily understood by workers. Oral warnings must be given if there is a reason to believe that written warnings cannot be understood by workers. Written warnings must include the following information: DANGER. Area treated with methyl parathion on (date). Do not enter without appropriate protective clothing for 48 hours. In case of accidental exposure immediately remove contaminated clothing, wash the affected area, contact your supervisor, and have him take you to a doctor.

STORAGE AND DISPOSAL

DO NOT CONTAMINATE WATER, FOOD, OR FEED BY STORAGE OR DISPOSAL.

STORAGE

Store in a dry location away from children, animals, foods, feeds, seeds, and other agricultural chemicals. Keep container closed when not using. Do not allow water into container as this may cause deterioration of product. Handle in accordance with information given under PRECAUTIONARY STATEMENTS. Do not store under conditions where temperatures may exceed 120° F or below 45° F. Keep storage area locked when not in use. In the event of spillage or leakage, soak up material with absorbent clay, sand, sawdust, or other absorbent material. Scrape up and dispose of in accordance with information given under PESTICIDE DISPOSAL. Repackage and relabel useable product in a sound container of a type approved by the U.S. Department of Transportation. In case of fire or other emergency, report at once by toll-free telephone to 800-424-9300.

DISPOSAL

PESTICIDE DISPOSAL: Pesticide wastes are acutely hazardous. Improper disposal of excess pesticide, spray mixture, or rinsate is a violation of Federal law. If these wastes cannot be disposed of by use according to label instructions, contact your State Pesticide or Environmental Control Agency or the Hazardous Waste representative at the nearest EPA Regional Office for guidance.

CONTAINER DISPOSAL: Plastic Containers--Triple rinse (or equivalent). Then offer for recycling or reconditioning, or puncture and dispose of in a sanitary landfill, or incineration, or, if allowed by state and local authorities, by burning. If burned, stay out of smoke. Metal Containers--Triple rinse (or equivalent). Then offer for recycling or reconditioning, or puncture and dispose of in a sanitary landfill, or by other procedures approved by state and local authorities.

6-49

GENERAL INFORMATION

METHYL PARATHION 4 may be applied by ground sprayers or by airplanes, mixing the METHYL PARATHION 4 in water to form an emulsion spray solution. To make the spray solution, half fill the spray tank with water, agitate, add the proper amount of METHYL PARATHION 4, and then fill the spray tank with water while still agitating. Continue to agitate during use.

When applying with ground sprayers, calibrate so as to apply the recommended amount of METHYL PARATHION 4 in not less than 3 gallons of water per acre.

Airplanes should apply the recommended amount of METHYL PARATHION 4 in not less than 1 gallon of water per acre.

Where a dosage range is given, use the lower rate on small or young plants or with light insect infestations; use the higher rate on large or mature plants or with heavy insect infestations.

The amounts to use given in DIRECTIONS FOR USE are the amounts of METHYL PARATHION 4 to apply per acre per application. Repeat applications as necessary unless stated otherwise in DIRECTIONS FOR USE.

The hazards and precautions for handling METHYL PARATHION 4 in this container are equally applicable to it after dilution with water for spray application.

READ ENTIRE LABEL BEFORE USING THIS PRODUCT: Use of this product in a manner not in accordance with the information on this label may injure or kill humans, domestic animals, wildlife, aquatic life, desirable plants, create excessive and unlawful chemical residues, or produce other undesirable results.

ALFALFA: For control of Alfalfa Weevil Larvae, apply 3/4 pint when buds and shoots first appear ragged or when larval count first reaches 25 per sweep. For control of Aphids (including Pea Aphid and Spotted Alfalfa Aphid), Armyworm, Climbing Cutworms, Flea Beetles, Leafhoppers, apply 1/2 to 1 pint; for Lygus Bugs, Mites, and Stinkbugs, apply 1/2 to 1 1/2 pints; for Clover Leaf Weevils and Webworms, apply 1 pint; for Grasshoppers and Thrips, apply 1 1/3 pints; for Egyptian Alfalfa Weevil, apply 1 to 2 pints; for Beet Armyworm and Yellow-Striped Armyworm, apply 1 1/2 pints. Do not apply later than 20 days prior to harvest, cutting, or forage use. Do not apply if the crop or weeds in the treatment area are in bloom.

CLOVER: For control of Alfalfa Weevil Larvae, apply 1/2 to 1 pint when 75% of terminals show feeding, when buds and shoots appear ragged, or when the larvae count reaches 25 per sweep; for Aphids, Armyworms, and Leafhoppers, apply 1/2 to 1 pint; for Alfalfa Weevil adults, Clover Leaf Weevil, and Webworms, apply 1 pint; for Lygus Bugs and Mites, apply 1/2 to 1 1/2 pints, for Thrips, apply 1/2 to 3/4 pint; for Egyptian Alfalfa Weevil, apply 1/2 to 1 pint; for Clover Seed Chalcid and Climbing Cutworms, apply 1/2 to 2 1/3 pints. Do not apply later than 20 days prior to harvest, cutting, or forage use. Do not apply during bloom period to avoid injury to honeybees.

BEANS (Dry, Green, Lima): For control of Aphids, Armyworm, Flea Beetles, Leafhoppers, Mites, and Plant Bugs (including Lygus Bugs), apply 1 to 3 pints; for Cabbage Looper, 2 pints; for Cowpea Curculio, Cutworms (including climbing and surface feeding species) and Stinkbugs, 2 to 3 pints. Do not apply within 21 days of harvest. Do not apply if the crop or weeds in the treatment area are in bloom.

BEETS: For control of Aphids, Armyworms (to 3rd instar), Flea Beetles, Leafhoppers, and Mites, apply 1½ pints. Do not apply within 15 days of harvest. If tops are used for food or forage, do not apply within 21 days of harvest.

CABBAGE AND COLE CROPS (Broccoli, Brussels Sprouts, Cauliflower): For control of Aphids, Armyworms, and Thrips (cabbage, broccoli, and Brussels sprouts only), apply ½ to 2 pints; for Flea Beetles, Leafhoppers, and Mites, 1 to 2 pints; for Imported Cabbageworm, Cabbage Looper and Stinkbugs, 2 to 3 pints; for Plant Bugs, 3 pints. Do not apply 1 pint or less later than 7 days before harvest, or over 1 pint later than 21 days before harvest.

CARROTS: For control of Aphids, Armyworms (to 3rd instar), Flea Beetles, Leafhoppers, and Mites, apply 1½ pints. Do not apply within 15 days of harvest.

COLLARDS, KALE AND MUSTARD GREENS: For control of Aphids, Armyworm, Flea Beetles, Leafhoppers, and Mites, apply 1 to 2 pints; for Imported Cabbageworm, Cabbage Looper, Stinkbugs, and Thrips (collards only), apply 2 to 3 pints; for Plant Bugs, apply 3 pints. Do not apply 1 pint or less later than 10 days before harvest, or over 1 pint later than 21 days before harvest.

CORN: For control of Aphids (including Corn Leaf Aphid), Armyworm, Corn Rootworms (including Western Corn Rootworms), Climbing Cutworms, Fall Armyworms, Flea Beetles and Stinkbugs, apply ½ pint. Do not apply later than 12 days before harvest. Workers entering treated fields within 24 hours after application should wear protective clothing. Do not apply to corn during the pollen shed period.

COTTON: For control of Thrips, apply ½ to 1 pint before or during the 4 leaf stage and repeat 1 to 3 times at 7 to 10 day intervals. For early season control of over-wintering Boll Weevils, apply ½ to 1 pint as early as the 2 to 4 leaf stage and repeat 1 to 3 times at 7 to 10 day intervals. For mid-season control, apply 1 to 2 pints at the start of squaring or after 10% to 25% of the first squares are punctured, and repeat at 3 to 8 day intervals as needed or until the top bolls are full grown. Repeat at 3 day intervals during the major fruiting season, and periods of heavy weevil migration, when 2 to 6 pints may be applied as required. For control of Cotton Leafworm, Garden Webworm, Fleahoppers (including Cotton Fleahoppers), Spider Mites (including Desert and Two Spotted Mites), apply ½ to 1 pint; for Aphids (including Cotton Aphid), Cotton Leaf Perforator, Cutworms, Fall Armyworm (to 3rd instar), False Chinch Bug, Grasshoppers, and Lygus Bugs, 1 to 2 pints; for Leafrollers, Rapid and Tarnished Plant Bugs, 1 pint; for Armyworm, 2 to 4 pints; for Bollworm, 2 to 6 pints. Do not apply within 7 days of handpicking or harvest. Workers entering cotton fields within 24 hours after application should wear protective clothing.

GRASS (Hay, Pasture): For control of Armyworm (to 3rd instar), Black Grass Bugs (including Irbisia), False Chinch Bug, Grasshoppers, and Leafhoppers, apply 1½ pints. Do not apply later than 15 days before harvest.

PEAS: For control of Aphids, Armyworm (to 3rd instar), Flea Beetles, Leafhoppers, and Mites, apply 1 to 2 pints; for Cowpea Curculio, Cutworms (including climbing and surface feeding species), Cabbage Looper, and Stinkbugs, apply 2 pints. Do not apply later than 15 days before harvest. Do not apply if the crop or weeds in the treatment area are in bloom.

PEPPERS: For control of Aphids, Armyworms, Flea Beetles, Leafhoppers, and Mites, apply 1 to 2 pints; for Cutworms (including climbing and surface feeding species), Cabbage Looper, and Plant Bugs, apply 2 pints. Do not apply within 15 days of harvest.

POTATOES: For control of Aphids and Flea Beetles, apply $\frac{1}{2}$ to 2 pints; for Armyworms, Leafhoppers, and Mites, apply 1 to 2 pints; for Cabbage Looper, Plant Bugs (including Lygus Bugs), and Stinkbugs, apply 3 pints. Do not apply later than 5 days before harvest.

RICE: For control of Rice Stinkbugs, apply $\frac{1}{2}$ to 1 pint; for Armyworm and Leafhoppers, apply 1 to $1\frac{1}{2}$ pints. Do not apply later than 15 days before harvest. Crabs, crayfish, and shrimp may be killed. Do not apply where they are important resources.

SMALL GRAINS (Barley, Oats, Rye, Wheat): For control of Aphids (including Greenbug), Armyworm (to 3rd instar), Black Grass Bugs, Leafhoppers, Brown Wheat Mite, Winter Grain Mite, and Stinkbugs, apply $\frac{1}{2}$ to $1\frac{1}{2}$ pints; for Climbing Cutworms and Barley Thrips, apply 1 pint; for Beet and Yellow-Striped Armyworms (barley and wheat only), Chinch Bug, False Chinch Bug (barley, oats, and wheat only), Grasshoppers, Spider Mites (barley and wheat only), Say's Stinkbug, and Thrips, apply $1\frac{1}{2}$ pints. Do not apply later than 15 days before harvest.

SORGHUM: For control of Corn Leaf Aphid and Spider Mites, apply 1 pint; for Greenbugs, apply $1\frac{1}{2}$ pints; for Sorghum Midge, apply 1 to 2 pints; for Aphids, 2 pints. Do not apply later than 21 days before harvest. Leaf injury may occur on some hybrid varieties. Do not use wetting agents as more severe injury may occur. Spray a few rows a week or so before booting to test effects upon plants.

SOYBEANS: For control of Climbing Cutworms, Three Cornered Alfalfa Hopper, Thrips, Velvetbean Caterpillar, Stink Bugs, Webworms (including Garden Webworm), apply $\frac{3}{4}$ to 1 pint; for Aphids, Blister Beetles, Mexican Bean Beetle, Spider Mites, apply 1 pint; for Armyworm, Fall Armyworm (to 3rd instar), Bean Leaf Beetle, Bollworm, and Grasshoppers, apply 2 pints. Do not apply later than 20 days prior to harvest, cutting or forage use. Do not apply more than twice per growing season.

SPINACH: For control of Aphids, Armyworm, Flea Beetles, Leafhoppers, Mites, and Seedcorn Maggot (in crowns), apply 1 to 2 pints; for Cabbage Looper and Plant Bugs, apply 2 pints. Do not apply later than 21 days before harvest.

SUGAR BEETS: For control of Armyworms, Fall Armyworm, Cutworms (including Climbing Cutworms), Flea Beetles, Grasshoppers, Leafhoppers, Mites, and Sugarbeet Webworms, apply $\frac{1}{2}$ to $\frac{3}{4}$ pint; for Aphids, Lygus Bugs and Webworms, apply $\frac{3}{4}$ pint. Do not apply later than 20 days before harvest of roots. Do not apply later than 60 days before harvest if tops are to be fed to livestock.

SWEET POTATOES: For control of Aphids, Armyworm (to 3rd instar), Cutworms (including climbing and surface feeding species), Flea Beetles, Leafhoppers, Cabbage Looper, and Spider Mites, apply $1\frac{1}{2}$ pints. Do not apply later than 5 days before harvest.

TOBACCO: For control of Aphids (including Green Peach Aphid) and cutworms (including climbing and surface feeding species), apply $\frac{1}{2}$ to 1 pint. Do not apply later than 5 days before priming. Do not apply later than 15 days before harvest. Avoid contact with plant juices when priming or cutting tobacco. When necessary to enter treated fields within 24 hours after application, protective clothing should be worn. For control of Green June Beetle, mix 6 to $6\frac{1}{2}$ fluid ounces in 100 gallons of water. Apply as a drench to plant beds with a sprinkling can. Do not apply within 5 days of transplanting.

9 4 9

TOMATOES: For control of Aphids, Armyworms, and Tomato Russet Mite, apply $\frac{1}{2}$ to 2 pints; for Leafhoppers and Mites, apply 1 to 2 pints; for Cabbage Looper, Plant Bugs and Potato Psyllid, apply 2 to 3 pints. Do not apply 1 pint or less later than 10 days before harvest, or over 1 pint less than 15 days before harvest.

VETCH: For control of Aphids, Armyworms, Vetch Bruchid, & Grasshoppers, apply 1 pint. Do not apply within 15 days of harvest or grazing.

NOTICE: Seller warrants that the product conforms to its chemical description and is reasonably fit for the purposes stated on the label when used in accordance with directions under normal conditions of use, but neither this warranty nor any other warranty of merchantability or fitness for a particular purpose, express or implied, extends to the use of this product contrary to label instructions, or under abnormal conditions, or under conditions not reasonably foreseeable to Seller and Buyer assumes the risk of any such use.