



**UNITED STATES ENVIRONMENTAL PROTECTION AGENCY  
WASHINGTON, DC 20460**

**OFFICE OF CHEMICAL SAFETY  
AND POLLUTION PREVENTION**

August 3, 2023

Michael G. Sarli  
Sr. Director, Regulatory  
Chemsico, A Div. Of United Industries Corp.  
P.O. Box 142642  
St. Louis, MO 63114

Subject: Label Amendment – Add use directions, marketing claims, graphics, and container handling instructions for FLIP & GO sprayer, and other edits  
Registration Review Label Amendment – Incorporating Mitigation Measures  
From the Registration Review Interim Decision for MCPP-P  
Product Name: Chemsico Lawn Weed Killer RTU  
EPA Registration Number: 9688-341  
Application Dates: December 22, 2020, January 22, 2021  
Decision Numbers: 569033, 571679

Dear Michael Sarli:

The amended label referred to above, submitted in connection with registration under the Federal Insecticide, Fungicide, and Rodenticide Act (FIFRA), as amended, is acceptable. This approval does not affect any conditions that were previously imposed on this registration. You continue to be subject to existing conditions on your registration and any deadlines connected with them.

The Agency, in accordance with FIFRA, as amended, has completed reviewing all of the information submitted with your application to support the Registration Review of the above referenced product in connection with the MCPP-P Interim Decision. The Agency has concluded that your submission is acceptable.

A stamped copy of your labeling is enclosed for your records. This labeling supersedes all previously accepted labeling. You must submit one copy of the final printed labeling before you release the product for shipment with the new labeling. In accordance with 40 CFR 152.130(c), you may distribute or sell this product under the previously approved labeling for 12 months from the date of this letter. After 12 months, you may only distribute or sell this product if it bears this new revised labeling or subsequently approved labeling. “To distribute or sell” is defined under FIFRA section 2(gg) and its implementing regulation at 40 CFR 152.3.

Should you wish to add/retain a reference to the company’s website on your label, then please be aware that the website becomes labeling under FIFRA and is subject to review by the Agency.

Page 1 of 2

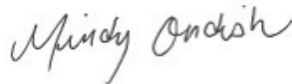
Page 2 of 2  
EPA Reg. Nos. 9688-341  
Decision Nos. 569033, 571679

If the website is false or misleading, the product would be misbranded and unlawful to sell or distribute under FIFRA section 12(a)(1)(E). 40 CFR 156.10(a)(5) lists examples of statements EPA may consider false or misleading. In addition, regardless of whether a website is referenced on your product's label, claims made on the website may not substantially differ from those claims approved through the registration process. Therefore, should the Agency find or if it is brought to our attention that a website contains false or misleading statements or claims substantially differing from the EPA approved registration, the website will be referred to the EPA's Office of Enforcement and Compliance.

Your release for shipment of the product constitutes acceptance of these conditions. If these conditions are not complied with, the registration will be subject to cancellation in accordance with FIFRA section 6.

If you have any questions, please contact Derek Corbin at 202-566-2571 or at [Corbin.Derek@epa.gov](mailto:Corbin.Derek@epa.gov).

Sincerely,



Mindy Ondish  
Product Manager 23  
Herbicide Branch  
Registration Division (7505T)  
Office of Pesticide Programs

Enclosure

**Chemsico Lawn Weed Killer RTU**

**Active Ingredients:**

2,4-D, dimethylamine salt .....	0.342%
Mecoprop-p, dimethylamine salt .....	0.123%
Dicamba, dimethylamine salt .....	0.032%
Sulfentrazone .....	0.008%
Other Ingredients .....	<u>99.495%</u>
<b>TOTAL</b> .....	100.000%

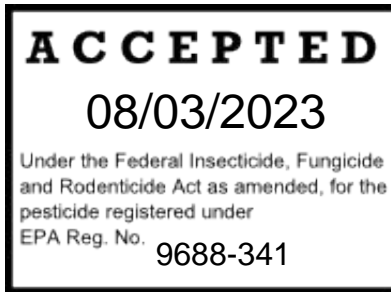
THIS PRODUCT CONTAINS:

0.02390 lb 2,4-D acid equivalent per gallon or 0.285%;  
0.00850 lb Mecoprop-p acid equivalent per gallon or 0.102%;  
0.00260 lb Dicamba acid equivalent per gallon or 0.027%;  
0.00067 lb Sulfentrazone per gallon or 0.008%  
Isomer Specific By AOAC Methods.

**KEEP OUT OF REACH OF CHILDREN**

**CAUTION** See back [booklet] for additional precautionary statements.

NET CONTENTS:



STOP! READ ENTIRE LABEL BEFORE USING

## PRECAUTIONARY STATEMENTS

### Hazards to Humans and Domestic Animals

**CAUTION.** Harmful if swallowed. Wash hands before eating, drinking, chewing gum, using tobacco or using the toilet.

#### First Aid

**If swallowed:** Call a poison control center or doctor immediately for treatment advice. Have person sip a glass of water if able to swallow. Do not induce vomiting unless told to by a poison control center or doctor. Do not give anything to an unconscious person.

Have the product container or label with you when calling a Poison Control Center or doctor, or going for treatment. You may also contact 1-800-332-5553 for emergency medical treatment information.

### Environmental Hazards

This pesticide is toxic to fish and aquatic invertebrates and may adversely affect non-target plants. To protect the environment, do not allow pesticide to enter or run off into storm drains, drainage ditches, gutters or surface waters. Applying this product in calm weather when rain is not predicted for the next 24 hours will help to ensure that wind or rain does not blow or wash pesticide off the treatment area.

This chemical has properties and characteristics associated with chemicals detected in groundwater. The use of this chemical in areas where soils are permeable, particularly where the water table is shallow, may result in groundwater contamination. Application around a cistern or well may result in contamination of drinking water or groundwater.

**NON-TARGET ORGANISIM ADVISORY:** This product is toxic to plants and may adversely impact the forage and habitat of non-target organisms, including pollinators, in areas adjacent to the treated site. Protect the forage and habitat of non-target organisms by following label directions intended to minimize spray drift.

## DIRECTIONS FOR USE

It is a violation of Federal law to use this product in a manner inconsistent with its labeling.

### Precautions and Restrictions

Do not apply this product in a way that will contact any person or pet, either directly or through drift. Keep people and pets out of the area during application. Do not allow people or pets to enter the treated area until sprays have dried.

### Use Restrictions

Broadcast applications greater than 0.75 lbs Mecoprop-p acid equivalent per acre is prohibited. Spot treatment applications greater than 1.2 lbs Mecoprop-p acid equivalent per acre is prohibited

Do not allow spray to drift onto desirable plants since injury may result. Do not apply as a fine mist because of potential for injury to desirable plants. Do not apply when windy. Do not treat when air temperatures exceed 90°F as damage to grass may occur. Application at rates above specified on this label may cause injury to turfgrass. Do not use on Floratam or Bitterblue varieties of St. Augustinegrass. Do not use on carpetgrass, dichondra, lawns with desirable clovers or legumes, vegetables, fruits or ornamentals. Do not spray exposed roots of ornamentals and trees. Do not apply more than 2 applications per year. You must wait at least two weeks between applications. Not for use on turf being grown for sale or other commercial use such as sod, or for commercial seed production, or for research purposes.

Do not apply directly to or near water, storm drains, gutters, sewers, or drainage ditches. Do not apply within 25 feet of rivers, fish ponds, lakes, streams, reservoirs, marshes, estuaries, bays, and oceans. To prevent product run-off, do not over water the treated area(s) to the point of runoff or apply when raining or when rain is expected that day. Rinse applicator over lawn area only.

{*Optional Statement for New York State*}: [Not for Sale, Sale Into, Distribution and/or Use in Nassau and Suffolk Counties of New York State.]

**Where to Use:**

This product is intended for use by homeowners on residential lawns including Cool season turfgrass: Kentucky bluegrass, Perennial ryegrass, Fescue spp., including tall, red and fine leaf fescues, Bentgrass.

**Warm season turfgrass:** Bermudagrass, Bahiagrass, Zoysiagrass\*, St. Augustinegrass,\* Centipedegrass

**\*NOTE:** Do not use on Floratam or Bitterblue varieties of St. Augustinegrass. Do not apply to Zoysiagrass just emerging from dormancy.

**When to Use<sup>‡</sup>:**

Apply when daytime temperatures are between 45° and 90°F. Do not apply to Zoysiagrass just emerging from dormancy.

**Spring:** Spray when broadleaf weeds are young and actively growing with adequate soil moisture for best results.

**Fall:** Spray when broadleaf weeds are young and actively growing with adequate soil moisture for best results. Fall applications will control weeds that may otherwise go dormant through the winter and resprout the following spring.

<sup>‡</sup>Visual symptoms and time to complete kill [will] depend on weed [and grass] type, temperature and application rate

*{Note to Reviewer: Only one of the options for specific timing will appear on the label. (Option 1)}*

*{Optional additional text for more specific timing for grass weeds}*

**YELLOW NUTSEDGE:**

**Early summer:** Two applications of this product are required when the yellow nutsedge plants are 3 to 6 inches tall. Apply the second application at the same rate at 14 days later.

**BROADLEAF WEEDS:**

**Spring:** Apply when **dandelion, plantain, buttercup, speedwell, knotweed** and other listed broadleaf weeds are young and actively growing with adequate soil moisture for best results.

**Fall:** Apply when **henbit, chickweed, white clover, ground ivy, lawn burweed** and other listed broadleaf weeds are young and actively growing with adequate soil moisture for best results. Fall applications will control weeds that may otherwise go dormant through the winter and resprout the following spring.

*{Option 2}*

*[Optional additional text for more specific timing for grass weeds]*

**Spring And Early Summer:**

**Yellow nutsedge:** Two applications are required when the yellow nutsedge plants are 3 to 6 inches tall. The second application should follow the first application 14 days later.

Dandelion, plantain, buttercup, speedwell, knotweed, pennywort (dollarweed) and other listed broadleaf weeds: Apply when broadleaf weeds are young and actively growing with adequate soil moisture.

**Fall:**

Henbit, chickweed, white clover, ground ivy, lawn burweed, pearlwort, Carolina geranium and other listed broadleaf weeds: Apply when broadleaf weeds are young and actively growing with adequate soil moisture for best results. Fall applications will control weeds that may otherwise go dormant through the winter and resprout the following spring.

*{options for different size containers}*

*[This 24 fl oz retail container size treats approximately 180 weeds or up to 180 sq ft.*

*This 32 fl oz (1.0 quart) retail container size treats approximately 250 weeds or up to 250 sq ft.*

*This 128 fl oz (1.0 gallon) retail container size treats approximately 1,000 weeds or up to 1,000 sq ft.*

*This 1.3 gallon retail container size treats approximately 1,300 weeds or up to 1,300 sq ft.*

*This 1.33 gallon retail container size treats approximately 1,300 weeds or up to 1,300 sq ft.]*

*{Note to Reviewer: Only one sprayer option will be on product label}*

**{OPTION A:} [Trigger Sprayer]****[Optional Subheading: How to Use [Trigger Sprayer]]**

1. Turn nozzle to coarse spray pattern. Avoid sprays which are too fine because they can drift and damage other plants.
2. Spray unwanted weeds until completely covered [Alternate: wet].

**{OPTION B: Nested Sprayer Application}****[Optional Subheading: How to Use]**

1. Pull tab outward.
2. Rotate lock ring counterclockwise to unlock.
3. Pull sprayer to uncoil tubing.
4. Prime sprayer. Turn the sprayer nozzle one-half turn counter-clockwise. Hold the sprayer lower than the bottle and squeeze the trigger several times until it sprays. Adjust the nozzle to coarse spray pattern. Avoid sprays which are too fine because they can drift and damage other plants.
5. Spray unwanted weeds until completely covered [Alternate: wet].
6. To replace, return sprayer to bottle opening.
7. Drape tubing through slot in the spray handle.
8. Turn lock ring clockwise to lock.

**{OPTION C: Captive Sprayer Application}****{Optional Subheading:} [How to Use] [Captive Sprayer]****BEFORE USE:**

1. Shake well before each use.
2. Peel sticker from flip-top cap and open cap. Discard sticker.
3. Remove sprayer from its slot beneath the bottle handle and remove and discard plastic wrap. Pull hose tip to completely extend tubing.
4. Firmly press hose tip into opening in cap until it snaps into place.
5. Hold sprayer below the level of the container and prime by pumping trigger several times until product is dispensed.
6. Adjust nozzle to desired setting.
7. Spray unwanted weeds until completely covered [Alternate: wet].

**AFTER USE:**

8. To store, turn sprayer nozzle off.
9. DO NOT disconnect hose.
10. Return sprayer to its slot. Hose can be pushed back into sprayer handle.

**[OPTION D: Captive Sprayer Application with Snap Adapt Cap]****[Optional Subheading: How to Use [Captive Sprayer]]****BEFORE USE:**

1. Shake well before each use.
2. Open flip top closure [Graphic depiction]
3. Remove sprayer from its slot beneath the bottle handle and unwrap the tubing. Pull hose plug to completely extend tubing.
4. Firmly press hose plug into opening in cap until it snaps into place.
5. Slide switch on hose plug counter-clockwise to "OPEN" [Graphic depiction]
6. Adjust nozzle to desired setting, SPRAY or STREAM
7. Hold sprayer below the level of the container and prime by pumping trigger several times until product is dispensed.
8. Spray unwanted weeds until completely covered [Alternate: wet].

**AFTER USE:**

1. To store, turn sprayer nozzle off.
2. Turn hose plug switch clockwise to "CLOSED"
3. DO NOT disconnect hose.
4. Return sprayer to its slot. Hose can be pushed back into sprayer handle.

**[OPTION E: Directions for EzSpray™ Sprayer and AccuShot™ Sprayer]****[Optional Subheading: How to Use [AccuShot Sprayer™] [Alternate: EzSpray™]]**

1. [Unwrap sprayer.] Remove sprayer from side holder [Alternate: holster]. [Unwrap the tubing] [Gently pull tubing out]. (Graphical representation.)
2. Remove seal from top of cap. Unplug cap. (Graphical representation.)
3. Securely snap the plug into hole on cap. (Graphical representation.)
4. Remove plastic tab near [top] [bottom] of sprayer to activate batteries. (Graphical representation.)
5. Twist nozzle to adjust spray from CLOSE to SPRAY or STREAM. (Graphical representation.)
6. [When priming the sprayer, hold sprayer level to the ground. Sprayer may not prime if it is held at an angle. Once primed, it will spray in any direction. (Graphical representation.)]

**[Alternate AccuShot Sprayer Directions]**

1. Remove cap and replace with reusable AccuShot Sprayer. Make sure sprayer cap is tightly closed before use
2. Twist nozzle to adjust spray from CLOSE to SPRAY or STREAM. [Graphic depiction]
3. [When priming the sprayer, hold sprayer level to the ground. Sprayer may not prime if it is held at an angle. Once primed, it will spray in any direction. (Graphical representation.)]

**[Optional Subheading: How to Use the AccuShot™ Sprayer [Alternate: EzSpray™]]**

1. Aim toward target [weeds/plants] [Area to be treated], and away from people and pets.
2. [To improve accuracy, use slider to extend wand.][Use slider to extend wand and to improve accuracy.]
3. Press the trigger to spray.
4. Release the trigger to stop spray.

**After use:** 1. Twist nozzle completely to CLOSE position. 2. Secure sprayer [upright] [tip down] in [holder] [holster].  
**3. Failure to adjust nozzle completely to CLOSE position and properly secure sprayer in [holder][holster] may result in leakage and damage to property or injury to people or animals.**

**[Keep reusable AccuShot sprayer for use with Chemsico Lawn Weed Killer RTU]**

**Optional Directions for Replacing Batteries:**

**[To replace batteries:** 1. [Slide battery compartment door to unlatch and open.] [Push release button near nozzle and lift up on battery hatch.] .] [Use screwdriver to open battery compartment] 2. Remove used batteries and insert [four] [two] new AA batteries **in correct positions** as marked per diagram inside of battery compartment. Never insert the positive end where the negative end belongs and vice versa. **Always** use a complete set of new batteries of the same type when replacing batteries. **Never** mix alkaline, carbon-zinc or rechargeable batteries. 3. Securely close battery compartment door. 4. **Always** follow manufacturer's recommendations for use and disposal of batteries. **Additional Operating Notes:** Do not submerge in water. Before each use inspect sprayer carefully, make sure hose is flexible and not kinked, worn or cracked, and that all connections are tight. When storing sprayer for prolonged periods remove batteries.]

**[OPTION F: Directions for EzSpray™ Sprayer and AccuShot™ Sprayer with Snap Adapt Cap]****[Optional Subheading: How to Use [AccuShot Sprayer™] [Alternate: EzSpray™]]**

1. [Unwrap sprayer.] Remove sprayer from side holder [Alternate: holster]. [ Unwrap the tubing] [Gently pull tubing out]. [Graphic depiction]
2. Open flip top closure [Graphic depiction]
3. Securely snap the hose plug into opening in cap until it snaps into place. [Graphic depiction]
4. Slide switch on hose plug counter-clockwise to "OPEN" [Graphic depiction]
5. Remove plastic tab near [top] [bottom] of sprayer to activate batteries. [Graphic depiction]
6. Twist nozzle to adjust spray from CLOSE to SPRAY or STREAM. [Graphic depiction]
7. [When priming the sprayer, hold sprayer level to the ground. Squeeze and hold trigger until liquid comes out the nozzle. Sprayer may not prime if it is held at an angle. Once primed, it will spray in any direction. (Graphical representation.)]

**[Alternate AccuShot Sprayer Directions with Snap Adapt Cap]**

1. Remove cap and replace with reusable AccuShot cap and Sprayer. Make sure sprayer cap is tightly closed before use
2. Twist nozzle to adjust spray from CLOSE to SPRAY or STREAM. [Graphic depiction]
3. Slide switch on hose plug counter-clockwise to "OPEN" [Graphic depiction]
4. [When priming the sprayer, hold sprayer level to the ground. Sprayer may not prime if it is held at an angle. Once primed, it will spray in any direction. (Graphical representation.)]

**[Optional Subheading: How To Use the AccuShot™ Sprayer [Alternate: EzSpray™]] (For use with Snap Adapt Cap version of Directions)**

- Aim toward target [site] [area to be treated], and away from people and pets.
- [To improve accuracy, use slider to extend wand.][Use slider to extend wand and to improve accuracy.]
- Press the trigger to spray.
- Release the trigger to stop spray.

**After use:** 1. Twist sprayer nozzle completely to CLOSE position. 2. Turn hose plug switch clockwise to "CLOSED".  
**3. Secure sprayer upright [tip down] in [holster] [holder]. 4. Failure to adjust nozzle completely to CLOSE position and properly secure sprayer in [holster] [holder] may result in leakage and damage to property or injury to people or animals.**

**[Keep reusable AccuShot sprayer for use with Chemsico Lawn Weed Killer RTU]**

**(Optional Directions for Replacing Batteries)**

**[To replace batteries:** 1. [Slide battery compartment door to unlatch and open.] [Use screwdriver to open battery compartment [Push release button near nozzle and lift up on battery hatch.] 2. Remove used batteries and insert [four] [two] new AA batteries **in correct positions** as marked per diagram inside of battery compartment. Never insert the positive end where the negative end belongs and vice versa. **Always** use a complete set of new batteries of the same type when replacing batteries. **Never** mix alkaline, carbon-zinc or rechargeable batteries. 3. Securely close battery compartment door. 4. **Always** follow manufacturer's recommendations for use and disposal of batteries.]

**Additional Operating Notes:** Do not submerge in water. Before each use, inspect sprayer carefully, making sure hose is flexible and not kinked, worn or cracked, and that all connections are tight. When storing sprayer for prolonged periods, remove batteries.

**(Optional Use Tips)****[Use Tips:**

- [Some hard-to-kill weeds may require re-treatment. Wait at least two weeks between applications—some weeds can take that long to die.]
- [Rainproof—rain or watering 10 minutes after application will not wash away effectiveness.] [If rainfall occurs within 10 minutes of application, the product should be reapplied.]
- [Spray during growing season when weeds are actively growing.]
- [[For best results,] mow lawn 2 to 3 days before treating weeds.]
- [To avoid risk of lawn injury, do not spray drought-stressed lawns.]
- [Watering immediately after treatment may wash away effectiveness. ]
- [Wait until newly seeded grass is well-established or after the third mowing before applying this product.]
- [Treated areas may be reseeded 3 to 4 weeks after application.]
- [Adjust nozzle to produce a coarse spray. Coarse sprays are less likely to drift. Avoid fine mists.]
- [If certain tough weeds are not dead within 3 weeks, repeat application to [Alternate: in] affected area[s] using spot treatment directions.]
- [Application to zoysia lawns when they are emerging from dormancy in the spring may [Alternate: has the potential to] cause [lawn] damage.]
- [Over application (especially at [daytime temperatures of] 90°F [or higher]) may [Alternate: has the potential to] cause [lawn] damage [Alternate: “burning”].]
- [Application to bermudagrass may [Alternate: has the potential to] cause temporary yellowing [Alternate: [or] discoloration] [when applied at [daytime temperatures of] 90°F [or higher]] but full recovery can be expected.]

**[OPTION G - Auto Trigger Sprayer – Option 1] [DIRECTIONS FOR FLIP & GO SPRAYER PRODUCT]**

**For Initial Use Only:** Remove Battery Isolation Strip [from] [beneath] sprayer and discard.

**HOW TO USE****BEFORE USE:**

1. Shake well before each use.
2. [Flip] [Rotate] [Raise] the [nozzle extension] [wand] up to the [“Ready to Use”] [spray] position.
3. Rotate nozzle from [“Off”] [“X”] position to [desired [spray]] position.
4. Slide the [[lock [switch] [button]]] [towards [trigger] [button]] [down] to the [unlocked] [open] [spray] position.
5. [Grab bottle and let arm hang naturally.] Press button down to spray. Spray unwanted weeds until completely covered.

**AFTER USE:**

6. [When] [Once] spraying is completed, slide the [[lock [switch] [button]]] [away from [trigger] [button]] [up] to the [locked] [closed] position.
7. Rotate nozzle to [“Off”] [“X”] position and [flip] [rotate] the [nozzle extension] [wand] down to storage position.

**To replace batteries:** While the lock is in the [locked] [closed] position, rotate sprayer counterclockwise and [lift] [pull up] on the sprayer. [Push] [Press] battery door tab and pull to [open] [remove] battery door. Insert and align new batteries to correct “+” and “-” designations as shown near the battery door. [Close] [Replace] battery door. Replace the sprayer on the bottle in the same position it was removed from, matching the arrows on the front of the sprayer and bottle. Rotate sprayer clockwise until the sprayer lines up with the front of the bottle.

**[Keep reusable FLIP & GO sprayer for use with Chemsico Lawn Weed Killer RTU]**



**STORAGE AND DISPOSAL** (For use with Trigger Sprayer)

**Pesticide Storage:** Store in a cool, dry area away from heat or open flame.

**Pesticide Disposal and Container Handling:** **If empty:** Nonrefillable container. Do not reuse or refill this container. Place in trash or offer for recycling, if available. **If partly filled:** Call your local solid waste agency or for disposal instructions. Never place unused product down any indoor or outdoor drain.

**STORAGE AND DISPOSAL** (For use with EZSPRAY Sprayer)

**Pesticide Storage:** Turn the nozzle to "CLOSE" position. To prevent leakage, attach sprayer to clip. Store this product only in its original container in a secure storage area away from sources of heat or open flame. Protect product from freezing.

**Pesticide Disposal and Container Handling:** Nonrefillable container. Do not reuse or refill this container. **If empty:** Place in trash or offer for recycling, if available. **If partly filled:** Call your local solid waste agency for disposal instructions. Never place unused product down any indoor or outdoor drain.

**STORAGE AND DISPOSAL** (For use with AccuShot Sprayer)

**Pesticide Storage:** Turn the nozzle to "CLOSE" position. To prevent leakage, attach sprayer to clip. Store this product only in its original container in a secure storage area away from sources of heat or open flame and in an area inaccessible to children and pets. Keep from freezing.

**Pesticide Disposal and Container Handling:** Do not discard the AccuShot Sprayer. Keep the AccuShot Sprayer for use on Chemsico Lawn Weed Killer RTU. Nonrefillable container. Do not reuse or refill this container. **If empty:** Place in trash or offer for recycling if available. **If partly filled:** Call your local solid waste agency for disposal instructions. Never place unused product down any indoor or outdoor drain.

**STORAGE AND DISPOSAL** (For use with AccuShot Sprayer with Snap Adapt Cap)

**Pesticide Storage:** Turn the nozzle to "CLOSE" position. To prevent leakage, place sprayer in holster. Store this product only in its original container in a secure storage area away from sources of heat or open flame and in an area inaccessible to children and pets. Keep from freezing.

**Pesticide Disposal and Container Handling:** Do not discard the AccuShot Sprayer. Keep the AccuShot Sprayer for use on Chemsico Lawn Weed Killer RTU. Nonrefillable container. Do not reuse or refill this container. **If empty:** Place in trash or offer for recycling if available. **If partly filled:** Call your local solid waste agency for disposal instructions. Never place unused product down any indoor or outdoor drain.

**STORAGE AND DISPOSAL** (For use with EZSpray Sprayer with Snap Adapt Cap)

**Pesticide Storage:** Turn the nozzle to "CLOSE" position. To prevent leakage, place sprayer in holster. Store this product only in its original container in a secure storage area away from sources of heat or open flame and in an area inaccessible to children and pets. Keep from freezing.

**Pesticide Disposal and Container Handling:** Nonrefillable container. Do not reuse or refill this container. **If empty:** Place in trash or offer for recycling if available. **If partly filled:** Call your local solid waste agency for disposal instructions. Never place unused product down any indoor or outdoor drain.

**STORAGE AND DISPOSAL** {For use with Auto Trigger FLIP & GO Sprayer includes optional reuse of sprayer}

**Pesticide Storage:** Turn the nozzle to "CLOSE" position. To prevent leakage, [flip] [rotate] the [nozzle extension] [wand] down to storage position. Store this product only in its original container in a secure storage area away from sources of heat or open flame and in an area inaccessible to children and pets. Keep from freezing. **Pesticide Disposal and Container**

**Handling:** [Do not discard the FLIP & GO Sprayer. Keep the FLIP & Go Sprayer for use on Chemsico Lawn Weed Killer RTU.] Nonrefillable container. Do not reuse or refill this container. **If empty:** Place in trash or offer for recycling if available. **If partly filled:** Call your local solid waste agency for disposal instructions. Never place unused product down any indoor or outdoor drain.

**NOTICE: To the extent consistent with applicable law, buyer assumes all responsibility for safety and use not in accordance with directions.**

[\*\*\***Guaranteed Results:** Guaranteed Results or your money back. If you are not satisfied with this product for any reason, send your written request for a refund to the address below, together with the dated store receipt showing the price you paid. Please allow 6-8 weeks for processing.]

Chemsico, A Division of United Industries Corp. P.O. Box 142642

St. Louis, MO 63114-0642

EPA Reg. No. 9688-341

EPA Est. No.

©2023

**{Spanish translation of text may be included on marketed label}****{Optional Marketing Claims}****Efficacy Claims**

1. Kills xx+ Weeds [– Roots and All] as listed
2. Kills x+ {Any number up to 573 not to exceed the weeds listed on the marketed label} Weeds [– Roots and All] as listed
3. Kills {Any number up to 570 plus not to exceed the weeds listed on the marketed label} Weeds [– Roots and All] as listed
4. Kills x Weeds {Any number up to 573 not to exceed the weeds listed on the marketed label} [– Roots and All] as listed
5. Kills more than [Alternate: over] xx Weeds {Any number up to 573 not to exceed the weeds listed on the marketed label} [– Roots and All] as listed
6. Kills more than [Alternate: over] 460 Weeds [– Roots and All] as listed
7. Kills more than [Alternate: over] 450 Weeds [– Roots and All] as listed
8. Kills xx+ Weeds {Any number up to 573 not to exceed the weeds listed on the marketed label} [including [pick any combination from weed list]] as listed
9. Kills 460+ Weeds [including [pick any combination from weed list]] as listed
10. Kills 450+ Weeds [including [pick any combination from weed list]] as listed
11. Kills 566 Weeds [including [pick any combination from weed list]] as listed
12. Kills more than [Alternate: over] xx+ {Any number up to and including 573 but not to exceed the weeds listed on the marketed label} Weeds as listed [including [pick any combination from weed list]]
13. Kills more than [Alternate: over] 460 Weeds as listed [including [pick any combination from weed list]]
14. Kills more than [Alternate: over] 450 Weeds as listed [including [pick any combination from weed list]]
15. Kills xx+ {Any number up to 567 not to exceed the weeds listed on the marketed label} types of weeds as listed [including [pick any combination from weed list]]
16. Kills 460+ types of weeds as listed [including [pick any combination from weed list]]
17. Kills 450+ types of weeds as listed [including [pick any combination from weed list]]
18. Kills x {Any number up to 567 not to exceed the weeds listed on the marketed label} types of weeds as listed [including [pick any combination from weed list]]
19. Kills more than [Alternate: over] xx of weeds as listed [including [pick any combination from weed list]]
20. Kills more than [Alternate: over] 460 weeds as listed [including [pick any combination from weed list]]
21. Kills more than [Alternate: over] x {Any number up to 565 not to exceed the weeds listed on the marketed label} weeds as listed [including [pick any combination from weed list]]
22. Kills [Any combination of the following may be displayed on product label: Dandelion, Chickweed, Wild onion, Plantain, Poison ivy and many others.] Weed details on back.
23. Kills all weeds as listed [including [pick any combination from weed list]]
24. Kills all types of listed broadleaf weeds
25. Kills all listed [major] broadleaf weeds
26. Kills all [major] listed broadleaf weeds
27. Kills broadleaf weeds in lawns as listed
28. Kills all major broadleaf weeds as listed, roots and all. And [Chemsico Lawn Weed Killer RTU] is formulated to kill only the weeds, not the lawn. Use as directed to kill all major listed broadleaf weeds in your lawn.
29. Kills dandelion and many other broadleaf weeds as listed
30. Kills all major listed broadleaf weeds [like clover, dandelion, oxalis]
31. Kills [dandelion], [chickweed], [wild onion], [oxalis], [plantain], [poison ivy] [and many others as listed]. [See Weed details on back.]
32. Kills both listed broadleaf and listed grassy weeds
33. Kills all types of weeds as listed
34. Kills [Alternate: controls] yellow nutsedge [foxtail]
35. Kills [Alternate: controls] all types of [lawn] weeds as listed
36. Kills Yellow Nutsedge
37. Kills poison ivy and poison oak
38. Provides broadleaf control
39. Controls [Alternate: Kills] clover, dandelion, plantain, chickweed and [other listed broadleaf weeds [Alternate: others as listed]]
40. Clobbers clover
41. [Complete] clover control [in as little as one week]
42. Controls clover in one week
43. Destroys the hard-to-kill broadleaf weeds as listed [like [clover] [dandelion] [oxalis]]
44. Effective [Listed] [Broadleaf] Weed Protection
45. [Chemsico Lawn Weed Killer RTU] controls more than xx troublesome weeds as listed including dandelion, clover, plantain and wild onion. It kills even woody weeds like poison ivy and poison oak in both northern and southern lawns.
46. Lists Twice The Weeds! as our [product name] product.

47. Lists Twice the Weeds! as the previous [product name] formula.
48. Chemsico Lawn Weed Killer RTU lists twice the weeds as the previous formula [*Insert product brand name*].
49. Use on Lawns to Kill the Toughest Weeds like Clover and Dandelion.
50. Tough weed killer
51. Especially effective on all types of hard-to-kill weeds as listed
52. Kills even the tough[est] broadleaf weeds as listed [like clover, dandelion, oxalis]
53. Kills listed weed roots[!]
54. Kills the root
55. 100% root kill
56. Kills to the root [so weeds won't come [grow] back]
57. Kills the root[s] [so weeds don't come back] [the first time, every time] [guaranteed]
58. Kills the weed you see and the root[s] you don't
59. Kills more weeds [than previous [product name] formula] *Note to reviewer: Limited to other products under the same brand name*
60. Kills tough lawn weeds as listed
61. Especially effective on all listed types of hard-to-kill weeds
62. Tough on weeds. Gentle [easy] on lawns†
63. Easy on lawns [grass], tough on weeds! †  
{*Note to reviewer: Any reference to "Now" will be limited to use for 6 months after introduction into the marketplace*}
64. Targets the toughest [stubborn] listed weeds [yellow nutsedge].
65. [Also][Alternate: Now] Kills [Alternate: Controls, Targets] XX weeds as listed
66. [Also][Alternate: Now] Kills [Alternate: Controls, Targets] XX listed weeds
67. [Also][Alternate: Now] Kills [Alternate: Controls, Targets] [pick any weed from weed list] [as listed]
68. [Also][Alternate: Now] Kills [Alternate: Controls, Targets] [pick any combination from weed list] as listed
69. [Also][Alternate: Now] Kills [Alternate: Controls, Targets] troublesome [Alternate: tough, tough to kill, hard to kill, sensitive, woody] weeds as listed
70. [Also][Alternate: Now] Kills [Alternate: Controls, Targets] troublesome [Alternate: tough, tough to kill, hard to kill, sensitive, woody] listed weeds
71. [Also][Alternate: Now] Kills [Alternate: Controls, Targets] common [Alternate: major] weeds as listed
72. [Also][Alternate: Now] Kills [Alternate: Controls, Targets] common [Alternate: major] listed weeds
73. [Also][Alternate: Now] Kills [Alternate: Controls, Targets] common [Alternate: major] weeds as listed in your [Alternate: the] lawn [Alternate: grass]
74. [Also][Alternate: Now] Kills [Alternate: Controls, Targets] common [Alternate: major] listed weeds in your [Alternate: the] lawn [Alternate: grass]
75. [Also][Alternate: Now] Kills [Alternate: Controls, Targets] weeds as listed in one easy [Alternate: simple] step
76. [Also][Alternate: Now] Kills [Alternate: Controls, Targets] listed weeds in one easy [Alternate: simple] step
77. [Also][Alternate: Now] Kills [Alternate: Controls, Targets] weeds as listed - roots and all
78. [Also][Alternate: Now] Kills [Alternate: Controls, Targets] listed weeds - roots and all
79. [Also][Alternate: Now] Kills [Alternate: Controls, Targets] XX more weeds as listed [than previous Product Name] {*Note to reviewer: Limited to other products under the same brand name*}
80. [Also][Alternate: Now] Kills [Alternate: Controls, Targets] XX% more weeds as listed than [previous Product Name] {*Note to reviewer: Limited to other products under the same brand name*}
81. Guaranteed\*\*\* Not to Harm Lawns†
82. Guaranteed\*\*\* Not to Harm Your Lawn†
83. Guaranteed\*\*\* to kill weeds not the lawn†
84. Guaranteed\*\*\* not to harm the lawn†
85. Won't Harm Lawns†
86. Will not Harm [Your] Lawn[s] †
87. Won't harm your [the] lawn† [guaranteed\*]
88. Won't harm grass† [lawns†] [when used as directed]
89. [Only] targets the weeds, leaving your lawn [grass] unharmed†
90. [Will Not] [Won't] Harm [Your] [listed] Lawn[s]†
91. Controls the [listed] Weed, but Won't Harm [listed] Lawns†
92. Formulated to kill weeds not the lawn
93. Gentle on lawns [grass], tough on weeds! †
94. Gentle on lawns [guaranteed\*\*\*]
95. Kills weeds, not lawn grasses†
96. Kills [down to] the root, [not the lawn]
97. Kills Listed Weeds - [Won't Harm Lawns†]
98. Kills listed Weeds Fast
99. Kills listed Weeds Not Lawns†
100. Kills the weed, but won't harm [listed] lawns†
101. Kills the Weeds, not the Lawn†™

102. Kills weeds [including yellow nutsedge]- not the lawn†.
103. Kills weeds dead†
104. Kills weeds down to the root [not the lawn]
105. Kills weeds in your lawn—won't harm lawn grasses [Lawn Weed Killer]
106. Kills weeds, roots and all†
107. Kills Weeds, Won't Harm Lawns† [Guaranteed]\*\*\*
108. Kills Weeds—Not Lawn Grasses†
109. Targets weeds, leaves grasses [Alternate: the lawn] unharmed†

† when used as directed

### **Speed Claims**

110. [Works fast] on [hard-to-kill] weeds as listed
111. Our fastest formula
112. Our fastest lawn weed killer
113. Fast acting [formula]
114. Kills by contact
115. Starts working on contact
116. Starts working immediately
117. Works fast on [hard-to-kill] listed weeds
118. [Now] See [Alternate: with] visible results [Alternate: symptoms] in 3 hours
119. [Now] See [Alternate: with] visible results [Alternate: symptoms] in [X] hours
120. [Now] See [Alternate: with] results [Alternate: symptoms] in 3 hours
121. [Now] See [Alternate: with] results [Alternate: symptoms] in [X] hours
122. [Fast-acting for] visible results [Alternate: symptoms] in 3 hours
123. [Fast-acting for] visible results [Alternate: symptoms] in [X] hours
124. [Fast-acting for] results [Alternate: symptoms] in 3 hours
125. [Fast-acting for] results [Alternate: symptoms] in [X] hours
126. Visible results [Alternate: symptoms] [as fast as] [in] 3 hours
127. Visible results [Alternate: symptoms] [as fast as] [in] [X] hours
128. Consistently fast on tough weeds like clover, [plantain], [ground ivy] [and spurge] [various other weeds listed]

### **Rainproof Claims**

129. Rainproof [Alternate: Rainfast, Rain-Resistant] [in 10 minutes] [Won't wash away]
130. Rainproof [Alternate: Rainfast, Rain-Resistant] [in [X] minutes] [Won't wash away]
131. Rainproof [Alternate: Rainfast, Rain-Resistant] in [as little as] 10 minutes [Won't wash away]
132. Rainproof [Alternate: Rainfast, Rain-Resistant] in [as little as] [X] minutes [Won't wash away]
133. Rainproof [Alternate: Rainfast, Rain-Resistant] in 10 minutes- [For control that] won't wash away
134. [Graphic Icon with blades of grass and water droplets]

### **Coverage Claims**

135. [Great][Ideal] for [broadcast][spot] [treatment][application]
136. [Great][Ideal] for [large][and][or][small] [jobs][areas]
137. [X Size] Covers [treats] up to [XXXX] sq.ft.
138. 1 quart [32 fl oz] covers [Alternate: treats] up to 250 sq.ft.
139. 128 fl oz [One gallon] covers [Alternate: treats] up to 1,000 sq ft
140. 1.33 [1.3] gallons covers [Alternate: treats] up to 1,300 sq ft
141. Treat your whole lawn

### **When To Use**

142. [When to Use:] [For best results], apply when temperature is between 45°F -90°F [Above 45°F, the better the weeds will be able to absorb the product.] [Applying above 90°F could result in lawn damage.] [To avoid drift to desirable plants, don't apply when it's windy]
143. [When to Use:] [For best results,] apply between 45°F -90°F.
144. [When to Use:] [For best results,] apply when daytime temperature is between 45°F -90°F.
145. [When to Use:] [For best results,] apply when temperature is between 45°F -90°F.
146. [When to Use:] Above 45°F, the better the weeds will be able to absorb the product.
147. [When to Use:] Above 45°F, the better the weeds will be able to absorb the product; applying above 90° could result in lawn damage.
148. [When to Use:] Works faster above 45°F.
149. [When to Use:] Applying above 90°F could result in lawn damage.
150. [When to Use:] Lawn damage could happen above 90°F.
151. [When to Use:] To avoid drift to desirable plants, don't apply when it's windy
152. [Even] works in cold [and hot] weather [temperatures]

- 153. [Cool] [all] weather performance
- 154. Performs in both warm and cool weather
- 155. Performs in both hot and cold weather

### **Where To Use**

- 156. [Where to Use:] Lawns
- 157. For [use on] lawns
- 158. For a [beautiful] [weed-free] lawn
- 159. For use on lawns
- 160. For home lawns only
- 161. For home lawn care
- 162. For a beautiful, weed-free lawn
- 163. Ideal for spot treating individual lawn weeds
- 164. For use on [many Northern & Southern] [Alternate: many cool season, warm season, cool and warm season] grasses [lawns] including [Kentucky bluegrass] [perennial ryegrass] [fescue spp. Including tall, red and fine leaf fescues] [fescue] [tall fescue] [red fescue] [fine leaf fescue] [bentgrass] [bermudagrass] [bahia] [zoysiagrass\*] [St. Augustinegrass\*\*] [and] [Centipedegrass]
- 165. For use on [Kentucky bluegrass] [perennial ryegrass] [fescue spp. Including tall, red and fine leaf fescues] [fescue] [tall fescue] [red fescue] [fine leaf fescue] [bentgrass] [bermudagrass] [bahia] [zoysiagrass\*] [St. Augustinegrass\*\*] [and] [Centipedegrass]
- 166. [For use on] [Can [also] be used] [around] [most] [many] [a wide range of] [Flowers] [Flower Beds] [Trees] [Shrubs] [Ornamentals]
- 167. For use on Northern and Southern Grasses [including [Bluegrass], [Fescue], [Zoysia\*], [Bermuda], [Perennial Ryegrass]]
- 168. Treats Bluegrass, Fescue, Zoysia\*, Bermuda, Perennial ryegrass
- 169. Treats Northern & Southern Lawns [Grasses]: [Bluegrass], [Fescue], [Zoysia\*], [Bermuda], [St. Augustine\*\*], [Bentgrass], [Centipede], [Bahia], [Rye]
- 170. Treats Warm Season and Cool Season Grasses
- 171. [Treats] Warm Season and Cool Season Grasses: Bluegrass, Fescue, Zoysia\*, Bermuda, St. Augustine\*, Bentgrass, Centipede, Bahia, Perennial Ryegrass

\*\*Do not use on Floratam or Bitterblue varieties of St. Augustinegrass.

\*Do not apply to Zoysiagrass just emerging from dormancy.

### **What It Does**

- 172. [What it Does:] Kills all types of listed [broadleaf] weeds, including dandelion, [clover], [chickweed], [plantain] and [henbit] [(see inside for complete list)]
- 173. [What it Does:] Kills all types of listed [broadleaf] weeds
- 174. [What it Does:] Kills all types of listed [broadleaf] weeds, including [dandelion], [clover], [chickweed], [plantain] and [henbit]
- 175. [What it Does:] Kills all types of listed [broadleaf] weeds [including [pick any combination from weed list]]
- 176. [What it Does:] Kills all types of listed [broadleaf] weeds, including [dandelion], [clover], [chickweed], [plantain] and [henbit] [(see inside for complete list)]
- 177. [What it Does:] Kills all types of listed [broadleaf and grassy] weeds, including [dandelion], [clover], [chickweed], [plantain] and [yellow nutsedge] [(see inside for complete list)]

### **How It Works**

- 178. [How it Works:] Weeds have different types of roots and need different chemicals in order to kill each type; these chemicals work to kill the cells of the weeds by entering the plant through the leaves and moving down to the roots
- 179. [How it Works:] Weeds have different types of roots and need different chemicals in order to kill each type
- 180. [How it Works:] Different chemicals are needed to kill different root types
- 181. [How it Works:] Different chemicals are needed to kill different weeds [and grasses]
- 182. [How it Works:] These chemicals work to kill the cells of the weeds [and grasses] by entering the plant through the leaves and moving down to the roots
- 183. [How it Works:] These chemicals work to kill the cells of the weeds by entering the plant through the leaves and moving down to the roots
- 184. [How it Works:] These chemicals kill weed cells by entering through leaves and moving to roots
- 185. [How it Works:] These chemicals kill weeds by killing the plant cells
- 186. [How it Works:] 2,4-D [:] Kills broadleaf [(dandelion-type)] weeds to the root [fast]
- 187. [How it Works:] Dicamba [:] Kills [tough] broadleaf [(dandelion-type)] [(thistle-type)] weeds to the root
- 188. [How it Works:] Mecoprop [:] Kills broadleaf (clover-type) weeds to the root systemically
- 189. [How it Works:] Sulfentrazone [:] Kills [yellow nutsedge] [and other] [broadleaf and grassy weed types] to

- the root [fast]
190. Powered by [Alternates: Built on, Fueled by, Charged with] 4 Active Ingredients [-2,4-D, Mecoprop, Dicamba, Sulfentrazone -] [for [quick] [lawn] weed killing [power]]!
191. Effective formula [- 2,4-D, Mecoprop, Dicamba, Sulfentrazone -] for killing [lawn] weeds
192. Contains four active ingredients [-2,4-D, Mecoprop, Dicamba, Sulfentrazone -] for [quick] [lawn] weed killing [power]
193. Quad[ruple]-Powered [Lawn] Weed Killing Formula [-2,4-D, Mecoprop, Dicamba, Sulfentrazone] [Graphic icon with lightning bolt]
194. [Product Name] singles out weeds enters through leaves and moves inside the weed to the roots
195. Systemic [Herbicide] [Activity]
196. Systemic activity kills to the root
197. Spray the [weed/leaves] to kill the root

### **What To Expect**

198. [What to Expect:] <sup>+</sup>Visual symptoms and time to complete kill will depend on weed type, temperature and application rate. Examples of visual symptoms you can expect to see as the product works are yellowing/browning of leaves and leaves curling, twisting, wilting and shriveling. Treated, dead weeds will gradually decompose and disappear. If you would prefer to remove the dead weeds by hand, wait up to 7 days after treatment to allow the product to do its job and kill the weeds to the root.
199. [What to Expect:] Examples of visual symptoms you can expect to see as the product works are yellowing/browning of leaves and leaves curling, twisting, wilting and shriveling.
200. [What to Expect:] Expected visual symptoms: yellowing/browning of leaves and leaves curling, twisting, wilting and shriveling.
201. [What to Expect:] Expected visual symptoms: leaves yellowing/browning, then curling, twisting, wilting and shriveling.
202. [What to Expect:] Examples of visual symptoms are yellowing/browning of leaves and leaves curling, twisting, wilting and shriveling.
203. [What to Expect:] <sup>+</sup>Visual symptoms and time to 100% kill [will] depend on weed type, temperature and application rate
204. [What to Expect:] <sup>+</sup>Visual symptoms and time to complete kill [will] depend on weed type, temperature and application rate
205. [What to Expect:] Weed type, temperature and application rate affect visual symptoms and time to complete [100%] kill
206. <sup>+</sup>Visual symptoms and time to complete kill will depend on weed type and temperature
207. Treated, dead weeds [and grasses] will gradually decompose and disappear; if you would prefer to remove the dead weeds and grasses by hand, wait up to 7 days after treatment to allow the product to do its job and kill the weeds and grasses to the root
208. Treated, dead weeds [and grasses] will gradually decompose and disappear
209. Dead weeds [and grasses] eventually decompose [and disappear]
210. Dead weeds [and grasses] gradually decompose [and disappear]
211. Dead weeds [and grasses] decompose [and disappear]
212. If you would prefer to remove the dead weeds [and grasses] by hand, wait up to 7 days after treatment to allow the product to do its job and kill the weeds [and grasses] to the root
213. [If you'd prefer], wait 7 days for product to kill weeds [and grasses] to the root then remove by hand
214. [If you'd prefer], pull dead weeds [and grasses] after 7 days
215. [If you'd prefer], wait 7 days then pull dead weeds [and grasses]
216. [If you'd prefer], pull them after 7 days
217. [Product Name] is a selective herbicide that controls listed emerged broadleaf and grass weeds in established lawns. Symptoms you may expect to see on affected broadleaf weeds include leaf reddening, leaf and stem curling and twisting, yellowing and eventual death. Symptoms expected on grass weeds include stunting, chlorosis, gradual reddening and necrosis.

### **Guarantee Claims**

218. Guaranteed\*\*\* [Results]
219. Guaranteed\*\*\* [results] or your money back [Alternate: Money back guarantee\*]
220. Guaranteed\*\*\* results [with one application]
221. Guaranteed\*\*\* Satisfaction
222. Guaranteed\*\*\* to kill to the root so weeds won't come back
223. 100% Satisfaction Guaranteed\*\*\* (or your money back)
224. Kills listed Weeds the First Time, Every Time, Guaranteed\*\*\*

\*\*\*If you are not satisfied with this product for any reason, send your written request for a refund to the address at left, together with the original dated store receipt showing the price you paid. Please allow 6 to 8 weeks for processing.

**Introduction Claims** *(Note to reviewer: These claims will only appear on the product package for up to 6 months)*

- 225. New
- 226. Improved
- 227. New and Improved
- 228. Now
- 229. Limited Time Offer

**Special Size/Pack Claims**

- 230. [Bonus] 25% More Free!
- 231. 40 fl.oz. at 32 fl.oz. price
- 232. [Bonus] X% More Free!
- 233. [Insert value]% Free [More] [than X] qualify
- 234. [Insert value]% More Value size [than X] qualify
- 235. X% More Coverage
- 236. X fl.oz. at X fl.oz. price
- 237. Bonus [value/size/offer/package/pack/buy]
- 238. Bonus [Size] [XX% More] [vs. XX oz size]
- 239. Bonus [X] oz size – [X]% more than [X] oz size
- 240. Value [size/offer/package/pack/buy]
- 241. Value [Size] [XX% More] [vs. XX oz size]
- 242. Value [X] oz size – [X]% more than [X] oz size
- 243. Special [value/size/offer/package/pack/buy]
- 244. Special [Size] [XX% More] [vs. XX oz size]
- 245. Special [X] oz size – [X]% more than [X] oz size
- 246. Bundle Pack
- 247. Club [value/size/offer/package/pack/buy]
- 248. Combo [value/size/offer/package/pack/buy]

**Other Claims**

- 249. Weed problems in non-lawn areas [like garden beds, patios and driveways]? [Try][Alternate: We recommend, Use] Spectracide(R) Weed & Grass Killer products [Alternate: *Insert Brand Names* for Chemsico Weed & Grass Killer RTU 3A and Chemsico Herbicide Concentrate 3A; Spectracide Weed & Grass Killer products (Ready-to-use and concentrate).
- 250. Weed problems in non-lawns areas[like garden beds, patios and driveways]? [Try][Alternate: We recommend, Use] Spectracide(R) Weed & Grass Killer with Extended Control products [Alternate: *Insert Brand Names* for Chemsico Herbicide RTU 4A and Chemsico Herbicide Concentrate 4A ; Spectracide Weed & Grass Killer products with Extended Control products (Ready-to-use and concentrate). [It kills & prevents weeds [all season long][for 5 months]]
- 251. Let [*Insert brand name* for Chemsico Lawn Weed Killer RTU] [Alternate: the liquid] do the weeding
- 252. Full weed list
- 253. People and pets may enter treated area after spray has dried.
- 254. Read Back Label [for more information]
- 255. Read inside front label [for more information][for weed list]
- 256. Read [inside] [front booklet][back booklet] for [complete] weed list
- 257. See inside front label [for more information][for weed list]
- 258. See [inside] [front booklet][back booklet] for [complete] weed list
- 259. See inside booklet for complete Directions for Use [including where to use and when to use]
- 260. Read Entire label before use
- 261. [Quick and] Easy [and simple] to use
- 262. [The] Easy way to spray
- 263. A simple [Alternate: An easy] step towards a weed free lawn [Alternate: yard]
- 264. A simple and effective way to kill breakthrough and pop up weeds in your yard/lawn/grass
- 265. Be in control of weeds in your yard
- 266. Be smarter than your weeds
- 267. Easy & Fast Coverage
- 268. Easy [and simple] to use
- 269. Easy [to use]
- 270. Effortless
- 271. No weeds. No worry.
- 272. Works the first time, every time
- 273. Results [works] with 1 [one] application
- 274. Simple [and easy] [to use]
- 275. Simple [and easy] steps to a weed free [lawn] [yard]

- 276. Weed control [for lawns]
- 277. Weed control made easy
- 278. Weed deadly. Lawn friendly.
- 279. Lawn-friendly formula
- 280. Weed free. [Worry free.]
- 281. Not All Weed Killers Are the Same
- 282. [For] [Get] a weed free lawn
- 283. Help[s] [keep[s]] the lawn look[ing] beautiful
- 284. Helps keep lawns weed-free
- 285. Takes the guesswork out of weed control [in the lawn]
- 286. Miss your pre-emergent weed application? It's not too late. Kills post emergent [listed] grass weeds
- 287. A simple [an easy] step towards a weed free lawn [yard]
- 288. Double [Dual] [Two-Way] Action – Kills [listed] Broadleaf and Grassy Weeds
- 289. Dual Action Weed Control – Kills the Plant and the Root
- 290. [Two-in-One][Three-in-One][All-In-One] Product [Solution] that Kills Grassy & Broadleaf Weeds (See inside booklet for a complete list of weeds controlled)
- 291. [Two-Way][Three-Way] Weed Control [For Lawns]
- 292. [Two][Three] Products in One
- 293. One [easy][simple] solution for [pick any combination from weed list]
- 294. Long lasting [formula]

### **Delivery System Claims**

- 295. EzSpray Power Action Sprayer [batteries included]
- 296. [Please Read Before Use] – When Priming, Hold Sprayer Level to the Ground. If Held at an Angle, Sprayer Will not Prime
- 297. EzSpray Easy Setup
- 298. Continuous Spray
- 299. Increased Pressure for (5 Minute) Continuous Spray
- 300. Up to 5 [10] [X] minutes of Continuous Spray
- 301. Adjustable Spray Patterns [For Spot Application][Covers Large Area]
- 302. Extended Wand for Hard-to-Reach Areas
- 303. Locking Trigger Reduces Hand Fatigue
- 304. Easy Action Pump [Sprayer]
- 305. No Assembly Required
- 306. Reusable Battery Sprayer
- 307. Battery Powered Sprayer
- 308. Reusable Auto Trigger [Sprayer]
- 309. For Use with Reusable Auto Trigger [Sprayer]
- 310. Refill {*Only to identify the companion ready-to-use product that is sold without the sprayer attached. The sprayer is retained from the original product purchased for reuse. This is not a refillable concentrate.*}
- 311. Continuous [Adjustable] Spray [for Entire Home Protection]
- 312. Continuous Action Power Sprayer
- 313. Continuous Power Trigger [Spray]
- 314. Press and Hold Technology
- 315. EZSpray
- 316. Comfort Power Sprayer [Trigger]
- 317. Reduces[No] Hand Fatigue
- 318. No pumping [no squeezing], just press to spray
- 319. Batteries [not] included
- 320. Includes [X] AA Batteries
- 321. AccuShot
- 322. AccuShot Sprayer
- 323. [Just] Aim & Spray
- 324. Comfort-Power-Precision
- 325. With Extendable Wand [for improved accuracy]
- 326. With Adjustable Wand [for improved accuracy]
- 327. For use with Reusable AccuShot Sprayer [from [insert product name]]

### **{Auto Trigger Claims**

- 328 [new] [\*\*NAME\*\* [Sprayer]] [is] Designed for small spaces {*“New” reference to be used only for a 6 month Duration after introduction into the marketplace*}
- 329 Designed for [your] accuracy
- 330 [new] [\*\*NAME\*\* [Sprayer]] [features a] [built with] lightweight [bottle] [design] {*“New” reference to be used only for a*}



- 6 month duration after introduction into the marketplace}
- 331 [Balanced] [Intuitive] [Modern] [Sleek] design
- 332 [new] [\*\*NAME\*\* [Sprayer]] [features a] slim bottle [profile] [for convenient storage] {"New" reference to be used only for a 6 month duration after introduction into the marketplace}
- 333 [new] [\*\*NAME\*\* [Sprayer]] [has] [3] [different] spray patterns [for multiple applications] [for precise treatments] [ideal for outdoor use] {"New" reference to be used only for a 6 month duration after introduction into the marketplace}
- 334 [Accurate] [continuous] spray [technology]
- 335 [new] [\*\*NAME\*\* [Sprayer]] [features an] Accurate nozzle [and] [extension] [wand] {"New" reference to be used only for a 6 month duration after introduction into the marketplace}
- 336 All-in-one [battery] [power] [powered] sprayer
- 337 [Contains] [Includes] AA Batteries
- 338 Replaceable batteries
- 339 [new] [\*\*NAME\*\* [Sprayer]] [with] continuous [Power] Sprayer [Technology] {"New" reference to be used only for a 6 month duration after introduction into the marketplace}
- 340 [new] [\*\*NAME\*\* [Sprayer]] [is] [[Designed] [ideal] [perfect]] for [small area(s)] [spot treatment] {"New" reference to be used only for a 6 month duration after introduction into the marketplace}
- 341 [new] [\*\*NAME\*\* [Sprayer]] [featuring an] [Easy] [simple] [precise] pivot [extension] [wand] {"New" reference to be used only for a 6 month duration after introduction into the marketplace}
- 342 [new] [\*\*NAME\*\* [Sprayer]] [is] easy to maneuver [in] [to] [under] [hard to reach places] {"New" reference to be used only for a 6 month duration after introduction into the marketplace}
- 343 Sprays in hard to reach places
- 344 [Extended] [powerful] spray
- 345 [new] [\*\*NAME\*\* [Sprayer]] [with] Flip and go [spray] [sprayer] {"New" reference to be used only for a 6 month duration after introduction into the marketplace}
- 346 [Just] [point] [aim] [flip] and [[spray] [shoot] [treat]]
- 347 [[Just] [Simply]] [Flip] & [Spray]
- 348 [new] [\*\*NAME\*\* [Sprayer]] [featuring] [features] multiple spray patterns {"New" reference to be used only for a 6 month duration after introduction into the marketplace}
- 349 [new] [\*\*NAME\*\* [Sprayer]] [with a] [power] [precision] spray wand {"New" reference to be used only for a 6 month duration after introduction into the marketplace}
- 350 [Precise] [precision] spray [pattern]
- 351 [new] [\*\*NAME\*\* [Sprayer]] [functions with just a] [simple] press of a button {"New" reference to be used only for a 6 month duration after introduction into the marketplace}
- 352 Spray with a [simple] press of a button
- 353 Reusable sprayer
- 354 [new] [\*\*NAME\*\* [Sprayer]] Bottle fits [[on] [in] [under]] [[cabinets] [shelves] [under sinks]] [with ease] {"New" reference to be used only for a 6 month duration after introduction into the marketplace}
- 355 [\*\*NAME\*\* [Sprayer]] [for] convenient Storage
- 356 Easy [to store] [store] [Storage] [bottle]
- 357 [new] [\*\*NAME\*\* [Sprayer]] [is designed to] Fit[s] on most shelves [in small storage areas] {"New" reference to be used only for a 6 month duration after introduction into the marketplace}
- 358 Lock button prevents [[drips] [spills] [leaks]] in storage
- 359 [new] [\*\*NAME\*\* [Sprayer]] [with a] locking trigger prevents [[drips] [leaks] [spills]] [in storage] {"New" reference to be used only for a 6 month duration after introduction into the marketplace}
- 360 [[1] [One] [Single]] Hand [usage] [design] [grip]
- 361 [[1] [One] [Single]] hand spraying [operation]
- 362 [new] [\*\*NAME\*\* [Sprayer]] [design] has [single hand] [usage] [operation] allowing you to keep [1] [one] hand free {"New" reference to be used only for a 6 month duration after introduction into the marketplace}
- 363 Comfort grip [design] [handle]
- 364 [\*\*NAME\*\* [Sprayer]] [features] [Comfort & Accuracy] [[all] in one]]
- 365 [convenient] [easy to grab] [handle] [fits] [for] all hand sizes
- 366 [Easy] balance grip
- 367 [new] [\*\*NAME\*\* [Sprayer]] [features] [with] [Easy] [little] [no] set-up {"New" reference to be used only for a 6 month duration after introduction into the marketplace}
- 368 Easy [to] grab [handle] [design]
- 369 [Easy] [Simple] to [hold] [use]
- 370 Grab and go
- 371 No bending [over] required
- 372 Easy control [with one hand]
- 373 [new] [\*\*NAME\*\* [Sprayer]] [is] designed for [your] [comfort] [balance] [comfort & balance] {"New" reference to be used only for a 6 month duration after introduction into the marketplace}

{OPTIONAL PICTURES AND ACCOMPANYING LANGUAGE (Note to Reviewer: Pictures will not appear on product label without text that lists the type of weed, time difference between the pictures, and description of visual symptoms)}

[Pictured Weed:] [thistle]



#### OPTIONAL LANGUAGE FOR PICTURES




- <sup>‡</sup>Visual symptoms and time to complete kill [will] depend on weed [and grass] type, temperature and application rate
- <sup>‡</sup>Visual symptoms and time to 100% kill [will] depend on weed [and grass] type, temperature and application rate
- <sup>‡</sup>Weed [and grass] type, temperature and application rate affect visual symptoms and time to complete kill
- Examples of visual symptoms you can expect to see as the product works are yellowing/browning of leaves and leaves curling, twisting, wilting and shriveling.
- Examples of visual symptoms are yellowing/browning of leaves and leaves curling, twisting, wilting and shriveling.
- Expected visual symptoms: yellowing/browning of leaves and leaves curling, twisting, wilting and shriveling.
- Expected visual symptoms: leaves yellowing/browning, then curling, twisting, wilting and shriveling.


{OPTIONAL PICTURES AND ACCOMPANYING LANGUAGE}



{OPTIONAL PICTURES AND ACCOMPANYING LANGUAGE for AccuShot with Snap adapt directions}

**OPERATING INSTRUCTIONS FOR ACCUSHOT® SPRAYER**

1. Shake well before each use. 2. Remove sprayer from side holster. Unwrap the tubing. Gently pull tubing out. 3. Open flip-top closure.  
 4. Securely snap the hose plug into opening in cap until it snaps into place. 5. Slide switch on hose plug counterclockwise to "OPEN."  
 6. Remove plastic tab near bottom of sprayer to activate batteries. 7. Twist nozzle to adjust spray from CLOSE  to SPRAY  or STREAM .  
 8. When priming the sprayer, hold sprayer level to the ground. Squeeze and hold trigger until liquid comes out the nozzle. Sprayer may not prime if it is held at an angle. Once primed, it will spray in any direction.



{Optional images to accompany auto trigger directions}





{Optional Weed List}

{Weed List Displayed in Paragraph form, list form or columnar form}

{Any combination of the following list of weeds may be used but must coincide with any claim of total weeds cited by number as a product claim}

**Weed List**

**[KILLS] [CONTROLS] [MOST COMMON] [TOUGH] [WEEDS] [INCLUDING]:**

1. Alder
2. Alfalfa (Lucerne)
3. Alpine aster
4. Alpine bluebells
5. Alsike Clover
6. Alyce clover
7. American black elderberry
8. American elm (White elm)
9. American hazel
10. American persimmon (Common persimmon)
11. American speedwell (American brooklime)
12. American stickweed
13. American yellowrocket
14. Amur honeysuckle
15. Annual knawel (German knotweed)
16. Annual nettle (Dwarf nettle)
17. Annual rape (Wild rape)
18. Annual Sowthistle (common sowthistle, milk sowthistle)
19. Annual trampweed
20. Annual wild geranium (Spotted geranium, wood geranium, Cranesbill)
21. Annual yellow sweet clover
22. Arkansas rose
23. Artichoke thistle
24. Asian forget-me-not
25. Asiatic pennywort
26. Asiatic witchweed
27. Aspen bluebells
28. Atlantic white cedar (Southern white cedar)
29. Austrian fieldcress
30. Azores forget-me-not
31. Ball Mustard
32. Bay forget-me-not
33. Beautiful bluebells
34. Bedstraw
35. Beggarslice
36. Beggarweed (Creeping beggarweed)
37. Bentflower fiddleneck
38. Bethlehem lungwort
39. Big leaf maple
40. Bigroot Morningglory
41. Bigtooth aspen (American aspen, White poplar)
42. Bi-lobed Speedwell (Twolobe speedwell)

43. Bindweed (wild morningglory)
44. Bird vetch
45. Bitter sneezeweed
46. Bitterweed
47. Black bent (Redtop)
48. Black birch (River birch, Water birch)
49. Black cherry
50. black cottonwood
51. Black medick
52. Black mustard
53. Black willow
54. Blackberry
55. Blackberry elder
56. Black-eyed Susan
57. Blackseed plantain
58. Blessed thistle
59. Bloodflower (Tropical milkweed, Mexican butterfly weed)
60. Blue ash
61. Blue elderberry
62. Blue hound's tongue
63. Blue lettuce
64. Blue Mustard
65. Blue toadflax
66. Blue vervain
67. Blue woodsorrel
68. Bluedevil
69. Blunt-leaved milkweed (Clasping milkweed)
70. Box elder
71. Bracted plantain
72. Brambles
73. Brass buttons
74. Brazil Pusley
75. Brazilian pepper
76. Bristly Mallow
77. Bristly oxtongue
78. Broadfruit combseed
79. Broadleaf bluebells
80. Broadleaf forget-me-not
81. Broadleaf knotweed
82. Broad-leaved dock
83. Broomweed
84. buckwheat
85. Bulbous buttercup
86. Bull mallow (French mallow)
87. Bull nettle
88. Bull thistle
89. Bur oak
90. Burclover
91. Burning nettle (Stinging nettle)
92. Bushy aster
93. Bushy buttonweed
94. Buttonweed (Rough buttonweed, Poorjoe)
95. California knotweed
96. California rose
97. California wild grape
98. Canada thistle
99. Carolina geranium (wild)
100. Carpetweed
101. Catchweed
102. Catchweed bedstraw
103. Catnip
104. Catsear (catsear dandelion, false dandelion, spotted and common catsear)

105. Ceylon hound's tongue
106. Chamber bitter
107. chamise
108. Changing forget-me-not
109. Chickweed (Common chickweed)
110. Chicory
111. Chinese hound's tongue
112. Chinese yarrow (Siberian yarrow)
113. Chinkapin oak
114. Choke cherry
115. Chuckwall combseed
116. Claspig heliotrope
117. Coastal plain heliotrope
118. Coffeebean
119. Coffeeweed (Colorado River- hemp)
120. Common borage
121. Common burdock
122. Common cinquefoil (Oldfield cinquefoil)
123. Common cocklebur (Rough cocklebur, Large cocklebur)
124. Common comfrey
125. Common Dandelion
126. Common fiddleneck
127. Common groundsel
128. Common hawkweed (Yellow hawkweed)
129. Common hawthorn
130. Common honeysuckle (Woodbine)
131. Common iceplant
132. common knapweed
133. Common knotgrass (Knotweed)
134. Common Lespedeza
135. Common lupine
136. Common mallow (Alkali mallow, buttonweed, cheeseweed, dwarf mallow)
137. common mullein
138. Common primrose (English primrose)
139. Common Purslane
140. common ragweed
141. Common salsify (Goatsbeard)
142. Common snowberry
143. Common Speedwell
144. Common sunflower
145. Common tarweed
146. Common thistle (Bull thistle)
147. Common viper's bugloss
148. Common yellow woodsorrel (Yellow woodsorrel, Common yellow oxalis)
149. Coral bead
150. Corn chamomile
151. Corn Speedwell
152. Corn spurry
153. Coyote brush
154. Creeping Buttercup
155. Creeping Woodsorrel
156. Cretan viper's bugloss
157. Crimson Clover
158. Cudweed (Purple cudweed)
159. Cupid shaving brush
160. Curly dock (Curled dock, Yellow dock, Sour dock)
161. Curly indigo (Sensitive jointvetch)
162. Curlycup gumweed
163. Curvenut combseed
164. Cutleaf evening primrose
165. Daisy Fleabane (annual)
166. Day flower

167. Dead nettle
168. Desert wild grape
169. Devil's lettuce (Bristly fiddleneck)
170. Dewberry (Garden dewberry)
171. Dichondra (Carolina ponysfoot)
172. Distaff thistle
173. Dogbane
174. Dogfennel
175. Dollarweed (Manyflower marshpennywort)
176. Douglas' fiddleneck
177. Doveweed
178. Drummonds thistle
179. Dwarf heliotrope
180. Eastwood's fiddleneck
181. Elk thistle
182. English Daisy
183. Eucalyptus (Bluegum, Tasmanian bluegum, Southern blue-gum)
184. European heliotrope
185. European stickseed
186. evergreen blackberry
187. Evergreen bugloss
188. Fall dandelion
189. False flax
190. False sunflower
191. Fennel
192. Fiddleneck
193. Field bindweed (\*morningglory & creeping jenny)
194. Field burrweed (lawn burrweed, common soliva, spurweed)
195. Field forget-me-not
196. Field horsetail (Common horsetail, Mare's tail)
197. Field mouse-ear (Field chickweed)
198. Field oxeye-daisy (creeping oxeye, oxeye daisy)
199. field pansy
200. Field pennycress (French weed)
201. Field pepperweed (Field pepperwort)
202. Field violet
203. Flatspine stickseed
204. Flatwoods plum (Sloe plum)
205. Flix weed
206. Flodman Thistle (prairie)
207. Florida Betony
208. Florida prickly blackberry
209. Florida pusley
210. Florida yellow woodsorrel
211. Fourspike heliotrope
212. Fragrant heliotrope
213. Franciscan bluebells
214. Grench broom
215. Garden heliotrope
216. Garden spurge
217. Garden star-of-Bethlehem (grass lady)
218. Garlic mustard
219. Giant ironweed
220. Giant ragweed
221. Gooseberry
222. Gray chickweed (Gray mouse- ear chickweed)
223. Gray thistle
224. Great burdock
225. Great ironweed
226. Great Plains stickseed
227. Great yellow woodsorrel
228. Green fiddleneck



- 229. Greeneye heliotrope
- 230. Ground ivy (Creeping Charlie, Creeping Jenny)
- 231. Groundsel
- 232. Hackberry
- 233. Hairy Beggarticks
- 234. Hairy Bittercress
- 235. Hairy buttercup
- 236. Hairy fleabane
- 237. Hairy Galinsoga
- 238. Hairy Vetch (Fodder vetch, Winter vetch)
- 239. Hairy-pitted stork's bill
- 240. Healall
- 241. Heartleaf drymary
- 242. Heartleaf nettle
- 243. Heath Aster (White Heath Aster)
- 244. Hedge mustard
- 245. Hemp
- 246. Hemp sesbania
- 247. Henbit
- 248. Himalayan blackberry
- 249. Hoary cress
- 250. Hoary plantain
- 251. Hoary vervain
- 252. Honeysuckle
- 253. Hop Clover
- 254. Horsenettle
- 255. Horseradish
- 256. Horseweed/marestail
- 257. Idaho bluebells
- 258. Illinois woodsorrel
- 259. Indian heliotrope
- 260. Indian Mock Strawberry
- 261. Indian Mustard
- 262. Innocence (Blue-eyed Mary)
- 263. Italian thistle
- 264. Italian viper's bugloss
- 265. Ivyleaf Morningglory
- 266. Ivyleaf Speedwell
- 267. Japanese honeysuckle
- 268. Jewel milkweed (Pallid milkweed)
- 269. Jewelweed
- 270. Jimsonweed, Devil's Snare
- 271. Johnny-Jumpup violet
- 272. Key West heliotrope
- 273. Kudzu
- 274. Ladysthumb Smartweed
- 275. Lamb's quarters (Goosefoot, Pigweed)
- 276. Lambsquarters
- 277. Lanceleaf Ragweed
- 278. Lantana
- 279. Large Flower Pusley
- 280. Largeflowered fiddleneck
- 281. Large-flowered fiddleneck
- 282. Largeleaf brunnera
- 283. Largeseed forget-me-not
- 284. Late goldenrod (Canada goldenrod)
- 285. Leafy heliotrope
- 286. Leafy spurge
- 287. Leafy thistle
- 288. Lilac
- 289. Little bittercress
- 290. Little combseed

291. Little evening primrose (Small sundrops)
292. Little mallow (Least mallow)
293. Locust
294. London rocket
295. Macdougals bluebells
296. mackenzie willow
297. Madrone
298. Malheur Valley fiddleneck
299. Manyflower stickseed
300. Marcela
301. Margined stickseed
302. Marshelder
303. Matchweed
304. Mayweed (stinking chamomile)
305. Meadow Hawkweed
306. meadow thistle
307. Mesquite (Honey mesquite)
308. Mexican navelwort
309. Mexican Morningglory
310. Mexicanweed (Mexican fireweed, Kochia)
311. mimosa
312. Mock strawberry
313. Mojave stinkweed
314. Moneywort
315. Moth combseed
316. Mountain bush honeysuckle
317. Mountain woodsorrel (Wood shamrock)
318. Mouse-ear Chickweed
319. Mouseear hawkweed
320. Mugwort
321. Multiflora rose
322. Musk thistle
323. narrow leaved willow
324. narrowleaf cudweed
325. narrowleaf plantain (English plantain, buckhorn)
326. nightshade (silverleaf)
327. Northern Bedstraw
328. Northern bush
329. Northern pin oak
330. Oakleaf fleabane
331. Oblongleaf bluebells
332. Old world diamond flower (Oldenlandia, Flattop Mille Graines)
333. Orange hawkweed
334. Oriental cocklebur
335. Oysterleaf
336. Pacific hound's tongue
337. Pale Smartweed
338. Parsley-piert (Slender parsely- piert)
339. Parsnip (Wild parsnip)
340. Pasture heliotrope
341. Pearlwort (Bird's-eye pearlwort)
342. Peninsular pectocarya
343. Pennsylvania cinquefoil (Prairie cinquefoil)
344. Pennsylvania smartweed
345. Pepperweed (Perennial pepperweed)
346. Phlox heliotrope
347. pigweed
348. Pin oak (Swamp Spanish oak)
349. Pineappleweed
350. Pineland heliotrope
351. Pineywoods bedstraw (Wood bedstraw)
352. Plains coreopsis (tickseed)

353. Plantain (broadleaf plantain, greater plantain, common plantain)
354. Platte Thistle
355. Plumeless thistle
356. Poison hemlock
357. Poison Ivy
358. Poison Oak
359. Poison Sumac
360. Pokeweed
361. Port Orford cedar (Lawson cypress)
362. Povertyweed
363. Prairie bluebells
364. Prairie sunflower
365. Prickly comfrey
366. Prickly hound's tongue
367. Prickly lettuce (compass plant)
368. Prickly sida
369. Pride of Madeira
370. Pringle's heliotrope
371. Prostrate knotweed
372. Prostrate pigweed
373. Prostrate spurge
374. Prostrate Verbain
375. prostrate vervain
376. Puncture vine (Goat's-head)
377. Purple Amaranth
378. Purple Aster
379. Purple cudweed (annual purple cudweed, perennial purple cudweed)
380. purple deadnettle
381. Purple milkweed
382. Purple milvetch (Purple loco, Field milkvetch)
383. Purple nutsedge
384. Purple viper's bugloss (Salvation Jane)
385. Purslane Speedwell
386. Quaking aspen
387. Rabbit Foot Clover
388. Raspberry (Wild black raspberry)
389. Red alder
390. Red clover
391. Red maple (Water maple, Soft maple)
392. Red Morning glory
393. Red sorrel (Sheep's sorrel)
394. Redroot
395. Redroot Pigweed
396. Red-seeded Dandelion
397. Redstem filaree
398. Redweed
399. Redwood sorrel (Oregon oxalis)
400. Rocky Mountain bluebells
401. Rough cinquefoil
402. Rough fleabane
403. Rough horsetail (Scouringrush horsetail)
404. Russian pigweed
405. Russian thistle Sage
406. Sagebrush combseed
407. Sagebrush
408. Salmonberry
409. Saltcedar
410. Sagebrush stickseed
411. Salt heliotrope
412. Sassafras (White sassafras, Red sassafras, Silky sassafras)
413. Scarlet pimpernel
414. Scorpion's tail

- 415. Scotch broom
- 416. Scotch thistle (Cotton thistle)
- 417. Scouler's willow
- 418. Seaside fiddleneck (Woolly breeches)
- 419. Shade bluebells
- 420. Shepherd's purse
- 421. Shiny cudweed
- 422. Shortstalk stinkweed
- 423. Shortstyle bluebells
- 424. showy evening primrose
- 425. Showy goldenrod
- 426. Showy stickseed
- 427. Showy tick-trefoil (Canadian tick- trefoil, Canada tickclover)
- 428. Silver ponysoot (Silver nickel vine)
- 429. Skunkbush sumac
- 430. Sleeping combseed
- 431. Slender Amaranth
- 432. Slender Bush Clover (Slender lespedeza)
- 433. Slender plantain
- 434. Slender Speedwell
- 435. Slender stinkweed
- 436. Slender-flower thistle
- 437. Slimleaf heliotrope
- 438. Small bluebells
- 439. Smallbristle hound's tongue
- 440. Smallflower buttercup
- 441. Smallflower galinsoga
- 442. Small-flowered winter-cress
- 443. Smooth Bedstraw (Crosswort)
- 444. Smooth Beggarticks
- 445. Smooth cat's ear
- 446. Smooth chaff-flower
- 447. Smooth dock
- 448. Smooth pigweed
- 449. Sneezeweed
- 450. Snow Speedwell
- 451. Soft heliotrope
- 452. Sorrel
- 453. Southern bush honeysuckle
- 454. Southern Crabgrass
- 455. Southern wild rose (Virginia rose, Common wild rose)
- 456. Spanish needles
  - Spatterdock- *{Removing from list}*
- 457. Spiny amaranth
- 458. Spiny cocklebur
- 459. Spiny sowthistle
- 460. Spotted knapweed
- 461. Spotted locoweed (Freckled milkvetch)
- 462. Spotted spurge
- 463. Sprawling horseweed
- 464. Spring forget-me-not
- 465. St. johnswort
- 466. Sticky Chickweed (Stick mouse- ear chickweed)
- 467. Stiff goldenrod (stiff-leaved goldenrod)
- 468. Strawberry Clover
- 469. Strict forget-me-not
- 470. Swamp smartweed
- 471. Sweet goldenrod
- 472. Sweet gum (American sweetgum)
- 473. Swinecress
- 474. Tall Beggarticks
- 475. Tall bluebells

- 476. Tall fringed bluebells
- 477. Tall milkweed (Poke milkweed)
- 478. Tall Morning glory (Common morning-glory)
- 479. Tall nettle
- 480. Tall thistle
- 481. Tall vervain
- 482. Tanoak (Tanbark-oak)
- 483. Tansy mustard
- 484. Tansy ragwort
- 485. Tanweed (Water knotweed, Water smartweed)
- 486. Tarweed fiddleneck
- 487. Teaweed
- 488. Texas filaree
- 489. Texas heliotrope
- 490. Thimbleberry
- 491. Three flower beggarweed
- 492. Thymeleaf Speedwell
- 493. Toadflax (common toadflax, yellow toadflax)
- 494. Tooth-leaved croton (tropic croton, sand croton)
- 495. Trailing blackberry
- 496. Trailing crownvetch
- 497. Tree tobacco
- 498. True forget-me-not
- 499. Trumpet creeper (Trumpet vine, Cow itch vine, Hummingbird Vine)
- 500. Tuberous comfrey
- 501. Tufted evening primrose (Fragrant evening primrose)
- 502. tufted knotweed
- 503. tumble mustard
- 504. Tumble pigweed
- 505. Velvetleaf
- 506. Venice mallow
- 507. Vetch (Common vetch, Garden vetch))
- 508. vine maple
- 509. Violet Woodsorrel
- 510. Violet-vein viper's bugloss
- 511. Virginia bluebells
- 512. Virginia buttonweed
- 513. Virginia creeper
- 514. Virginia pepperweed (Peppergrass)
- 515. Virginia winged rockcress
- 516. Wandering cudweed
- 517. Water pennywort (Floating marshpennywort)
- 518. Wavy heliotrope
- 519. Wavyleaf Thistle (Gray thistle)
- 520. Western clematis
- 521. Western hound's tongue
- 522. Western Ragweed
- 523. Western salsify (Goatsbeard)
- 524. White ash (American ash)
- 525. White Clover (\*Dutch clover, honeysuckle clover, white trefoil, & purplewort)
- 526. White mustard
- 527. White Prairie Aster
- 528. White Sweet Clover (White Melilot)
- 529. Whiteflower navelwort
- 530. Whitestem Filaree
- 531. Whitetop
- 532. Wild Blackberry (Thornless blackberry)
- 533. Wild buckwheat
- 534. Wild carrot
- 535. Wild cherry
- 536. Wild comfrey
- 537. Wild four-o'clock

- 538. Wild garlic (Wild onion)
- 539. Wild honeysuckle (Tartarian honeysuckle)
- 540. Wild lettuce
- 541. Wild marigold (Roundleaf marigold, Southern marigold)
- 542. wild morningglory (hedge bindweed)
- 543. Wild plum (American plum)
- 544. Wild radish
- 545. Wild rose (prickly wild rose)
- 546. Wild strawberry
- 547. Wild sweet potato
- 548. Wild vetch
- 549. Wild Violet
- 550. Willow-leafed poplar (Narrowleaf cottonwood)
- 551. Winter speedwell (Persian speedwell)
- 552. Wood Nettle
- 553. Woodland forget-me-not
- 554. Woolly croton (Hogwort, Goatweed)
- 555. Woolly morning glory
- 556. Woolly plantain
- 557. woollyleaf bursage
- 558. Wooly burdock (downy burdock)
- 559. Wooly locoweed
- 560. Wormseed
- 561. Wormseed Mustard
- 562. Wreath goldenrod (Woodland goldenrod)
- 563. Wrinkleleaf goldenrod (Rough- stemmed goldenrod)
- 564. Yarrow (Common yarrow)
- 565. Yellow birch (Golden birch)
- 566. Yellow nutsedge
- 567. Yellow rocket (Winter cress, Bitter Wintercress, Wild Mustard)
- 568. Yellow starthistle
- 569. Yellow sundrops (Shrubby evening primrose)
- 570. Yellow Sweet Clover (Yellow melilot, ribbed melilot, common mellilot)
- 571. Yellow Thistle (horrible)
- 572. Yellowflower pepperweed
- 573. Yellowspine thistle
- 574. Yellow yarrow

\*annual or perennial]