



**UNITED STATES ENVIRONMENTAL PROTECTION AGENCY
WASHINGTON, DC 20460**

**OFFICE OF CHEMICAL SAFETY
AND POLLUTION PREVENTION**

August 3, 2023

Michael G. Sarli
Sr. Director, Regulatory
Chemsico, A Div. Of United Industries Corp.
P.O. Box 142642
St. Louis, MO 63114

Subject: Label Amendment – Add use directions, marketing claims, graphics, and container handling instructions for FLIP & GO sprayer, and other edits
Product Name: Chemsico Lawn Weed Killer Plus Crabgrass RTU
EPA Registration Number: 9688-337
Application Date: January 22, 2021
Decision Number: 571681

Dear Michael Sarli:

The amended label referred to above, submitted in connection with registration under the Federal Insecticide, Fungicide, and Rodenticide Act (FIFRA), as amended, is acceptable. This approval does not affect any conditions that were previously imposed on this registration. You continue to be subject to existing conditions on your registration and any deadlines connected with them.

A stamped copy of your labeling is enclosed for your records. This labeling supersedes all previously accepted labeling. You must submit one copy of the final printed labeling before you release the product for shipment with the new labeling. In accordance with 40 CFR 152.130(c), you may distribute or sell this product under the previously approved labeling for 18 months from the date of this letter. After 18 months, you may only distribute or sell this product if it bears this new revised labeling or subsequently approved labeling. "To distribute or sell" is defined under FIFRA section 2(gg) and its implementing regulation at 40 CFR 152.3.

Should you wish to add/retain a reference to the company's website on your label, then please be aware that the website becomes labeling under FIFRA and is subject to review by the Agency. If the website is false or misleading, the product would be misbranded and unlawful to sell or distribute under FIFRA section 12(a)(1)(E). 40 CFR 156.10(a)(5) lists examples of statements EPA may consider false or misleading. In addition, regardless of whether a website is referenced on your product's label, claims made on the website may not substantially differ from those claims approved through the registration process. Therefore, should the Agency find or if it is brought to our attention that a website contains false or misleading statements or claims

Page 1 of 2

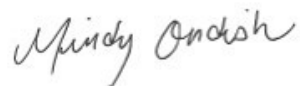
Page 2 of 2
EPA Reg. No. 9688-337
Decision No. 571681

substantially differing from the EPA approved registration, the website will be referred to the EPA's Office of Enforcement and Compliance.

Your release for shipment of the product constitutes acceptance of these conditions. If these conditions are not complied with, the registration will be subject to cancellation in accordance with FIFRA section 6.

If you have any questions, please contact Derek Corbin at 202-566-2571 or at Corbin.Derek@epa.gov.

Sincerely,

A handwritten signature in cursive script that reads "Mindy Ondish".

Mindy Ondish
Product Manager 23
Herbicide Branch
Registration Division (7505T)
Office of Pesticide Programs

Enclosure

CHEMSICO LAWN WEED KILLER PLUS CRABGRASS RTU

ACTIVE INGREDIENTS:

2,4-D, dimethylamine salt	0.253%
Quinclorac	0.121%
Dicamba, dimethylamine salt	0.029%
Sulfentrazone	0.015%
OTHER INGREDIENTS:	<u>99.582%</u>
TOTAL	100.000%

THIS PRODUCT CONTAINS:

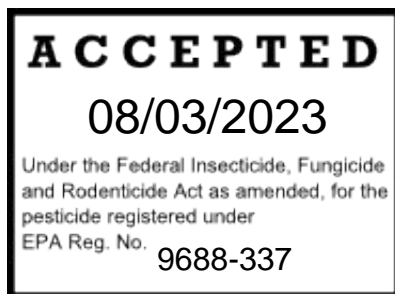
- 0.018 lb 2,4-D acid equivalent per gallon or 0.210%
- 0.010 lb Quinclorac acid equivalent per gallon or 0.121%
- 0.002 lb Dicamba acid equivalent per gallon or 0.024%
- 0.001 lb Sulfentrazone per gallon or 0.015%
- Isomer Specific by AOAC Method.

[NOTE: If the design, format, or small size of the container labels makes it impractical to present the entire ingredient statement on the front panel, then the following referral statement will be added here to refer the ingredient substatement to the back panel: See back panel for substatement of ingredient statement.]

KEEP OUT OF REACH OF CHILDREN

CAUTION See back [booklet] for additional precautionary statements.

NET CONTENTS 24 fl oz [1 pt 8 fl oz/709 mL]; 32 fl oz [1 qt/946 mL]; 1 Gallon [128 FL OZ/3.7 L] 1.3 gallons [166 fl oz/ 4.9 L]; 1.33 gallons [170 fl oz/5.0 L]



STOP! READ ENTIRE LABEL BEFORE USING

PRECAUTIONARY STATEMENTS

Hazards to Humans and Domestic Animals

CAUTION: Causes moderate eye irritation. Avoid contact with eyes or clothing. Harmful if swallowed.

Wear long-sleeved shirt and long pants, shoes plus socks and waterproof gloves. Wear protective eyewear. Wash thoroughly with soap and water after handling and before eating, drinking, chewing gum, using tobacco or using the toilet.

First Aid
<p>If swallowed: Call a poison control center or doctor immediately for treatment advice. Have person sip a glass of water if able to swallow. Do not induce vomiting unless told to by a poison control center or doctor. Do not give anything by mouth to an unconscious person.</p> <p>If in eyes: Hold eye open and rinse slowly and gently with water for 15-20 minutes. Remove contact lenses, if present, after the first 5 minutes, then continue rinsing eye. Call a poison control center for treatment advice.</p> <p>Have the product container or label with you when calling a Poison Control Center or doctor, or going for treatment. You may also contact 1-800-332-5553 for emergency medical treatment information.</p>

Environmental Hazards

This pesticide is toxic to fish and aquatic invertebrates. Drift and runoff may be hazardous to aquatic organisms in water adjacent to treated areas. To protect the environment, do not allow pesticide to enter or run off into storm drains, drainage ditches, gutters or surface waters. Applying this product in calm weather when rain is not predicted for the next 24 hours will help to ensure that wind or rain does not blow or wash pesticide off the treatment area.

This chemical has properties and characteristics associated with chemicals detected in groundwater. The use of this chemical in areas where soils are permeable, particularly where the water table is shallow, may result in groundwater contamination. Application around a cistern or well may result in contamination of drinking water or groundwater.

NON-TARGET ORGANISM ADVISORY: This product is toxic to plants and may adversely impact the forage and habitat of non-target organisms, including pollinators, in areas adjacent to the treated site. Protect the forage and habitat of non-target organisms by following label directions intended to minimize spray drift.

DIRECTIONS FOR USE

It is a violation of Federal law to use this product in a manner inconsistent with its labeling.

Precautions and Restrictions

Do not apply this product in a way that will contact any person or pet, either directly or through drift. Keep people and pets out of the area during application. Do not allow people or pets to enter the treated area until sprays have dried.

Do not allow spray to drift onto desirable plants since injury may result. Do not apply as a fine mist because of potential for injury to desirable plants. Do not apply when windy. Do not treat when air temperatures exceed 90°F as damage to grass may occur. Do not use on lawns containing bentgrass, St Augustinegrass, bahiagrass, centipedegrass, carpetgrass. Do not use on dichondra, lawns with desirable clovers or legumes, vegetables, fruits or ornamentals. Do not apply more than 2 applications per year. You must wait at least two weeks between applications.

Do not apply directly to or near water, storm drains, gutters, sewers, or drainage ditches. Do not apply within 25 feet of rivers, fish ponds, lakes, streams, reservoirs, marshes, estuaries, bays, and oceans. To prevent product run-off, do not over water the treated area(s) to the point of runoff or apply when raining or when rain is expected that day. Rinse applicator over lawn area only.

Note: Application to bermudagrass may cause temporary yellowing or discoloration but full recovery can be expected. Do not apply to bermudagrass when daytime temperatures exceed 90°F. Do not apply to Zoysiagrass just emerging from dormancy as it may result in lawn damage.

Optional Statements for New York State: [Not for Sale, Sale Into, Distribution and/or Use in Nassau and Suffolk Counties of New York State.] [For spot treatment only in New York State.]

Where to Use:

This product is intended for use on residential lawns. This product should be applied only to the following species of turfgrass:

Cool season turfgrass: Kentucky bluegrass, Perennial ryegrass, Fescue spp., including tall, red and fine leaf fescues.

Warm season turfgrass: Bermudagrass¹, Zoysiagrass² and Buffalograss

¹Application to bermudagrass may cause temporary yellowing or discoloration but full recovery can be expected. Do not apply to bermudagrass when daytime temperatures exceed 90° F.

² Do not apply to Zoysiagrass just emerging from dormancy.

When to Use[‡]:

Apply when daytime temperatures are between 45° and 90°F.

SPRING: Spray when broadleaf weeds are young and actively growing with adequate soil moisture for best results.

FALL: Spray when broadleaf weeds are young and actively growing with adequate soil moisture for best results.

Fall applications will control weeds that may otherwise go dormant through the winter and resprout the following spring.

For heavy grass weed pressure, apply a second application at the same rate, 14 days after the first application.

[‡]Visual symptoms and time to complete kill will depend on weed type, temperature and application rate.

{Optional Graphical element with verbiage in addition to previous "When to Use" section}



{Note to Reviewer: Only one of the options for specific timing will appear on the label.}

(Option 1)

[Optional additional text for more specific timing for grass weeds]

[CRABGRASS (LARGE AND SMOOTH):

Spring and early summer: For best results, apply this product from crabgrass emergence until the 6 leaf stage (2 tillers) or when the crabgrass is 3 to 4 inches tall. This period begins the first time that you can see crabgrass in your lawn. Use two applications with a 14-day interval between applications for dense populations.

FOXTAIL (GREEN GIANT AND YELLOW):

Spring and early summer: For the best results, apply this product to foxtail during the early growth stages or when foxtail is 1 to 4 inches tall. Use two applications at the same rate with a 14-day interval for dense populations.

YELLOW NUTSEDGE:

Early summer: Two applications of this product are required when the yellow nutsedge plants are 3 to 6 inches tall. Apply the second application at the same rate at 14 days later.

BROADLEAF WEEDS:

Spring: Apply when **dandelion, plantain, buttercup, speedwell, knotweed** and other broadleaf weeds are young and actively growing with adequate soil moisture for best results.

Fall: Apply when **henbit, chickweed, white clover, ground ivy, lawn burweed** and other broadleaf weeds are young and actively growing with adequate soil moisture for best results. Fall applications will control weeds that may otherwise go dormant through the winter and resprout the following spring.]

(Option 2)

[Optional additional text for more specific timing for grass weeds]

[SPRING AND EARLY SUMMER:

Crabgrass (large and smooth): Apply this product from crabgrass emergence until the 6 leaf stage (2 tillers) or when the crabgrass is 3 to 4 inches tall. This period begins the first time that you can see crabgrass in your lawn. Use two applications with a 14-day interval between applications for dense populations.

Foxtail (green, giant and yellow): Apply this product to foxtail during the early growth stages or when the foxtail is 1 to 4 inches tall. Use two applications with a 14-day interval between applications for dense populations.

Yellow nutsedge: Two applications are required when the yellow nutsedge plants are 3 to 6 inches tall. The second application should follow the first application 14 days later.

Dandelion, plantain, buttercup, speedwell, knotweed, pennywort (dollarweed) and other broadleaf weeds: Apply when broadleaf weeds are young and actively growing with adequate soil moisture. Use two applications with a 30-day interval between applications.

FALL:

Henbit, chickweed, white clover, ground ivy, lawn burweed, pearlwort, Carolina geranium and other broadleaf weeds: Apply when broadleaf weeds are young and actively growing with adequate soil moisture for best results. Fall applications will control weeds that may otherwise go dormant through the winter and resprout the following spring.]

[options for different size containers]

[This 24 fl.oz. retail container size treats approximately 180 weeds or up to 180 sq.ft.

This 32 fl.oz. (1.0 quart) retail container size treats approximately 250 weeds or up to 250 sq.ft.

This 128 fl.oz. (1.0 gallon) retail container size treats approximately 1,000 weeds or up to 1,000 sq.ft.

This 1.3 gallon retail container size treats approximately 1,300 weeds or up to 1,300 sq.ft.

This 1.33 gallon retail container size treats approximately 1,300 weeds or up to 1,300 sq.ft.]

{Note to Reviewer: Only one sprayer option will be on product label}

OPTION A: Trigger Sprayer

[Optional Subheading: How to Use [Trigger Sprayer]]

1. Turn nozzle to coarse spray pattern. Avoid sprays which are too fine because they can drift and damage other plants.
2. Spray unwanted weeds until completely covered [Alternate: wet].



[OPTION B: Nested Sprayer Application]

[Optional Subheading: How to Use]

1. Pull tab outward.
2. Rotate lock ring counterclockwise to unlock.
3. Pull sprayer to uncoil tubing.
4. Prime sprayer. Turn the sprayer nozzle one-half turn counter-clockwise. Hold the sprayer lower than the bottle and squeeze the trigger several times until it sprays. Adjust the nozzle to coarse spray pattern. Avoid sprays which are too fine because they can drift and damage other plants.
5. Spray unwanted weeds until completely covered [Alternate: wet].
6. To replace, return sprayer to bottle opening.
7. Drape tubing through slot in the spray handle.
8. Turn lock ring clockwise to lock.

[OPTION C: Captive Sprayer Application]

[Optional Subheading: How to Use [Captive Sprayer]]

BEFORE USE:

1. Shake well before each use.
2. Peel sticker from flip-top cap and open cap. Discard sticker.
3. Remove sprayer from its slot beneath the bottle handle and remove and discard plastic wrap. Pull hose tip to completely extend tubing.
4. Firmly press hose tip into opening in cap until it snaps into place.
5. Hold sprayer below the level of the container and prime by pumping trigger several times until product is dispensed.
6. Adjust nozzle to desired setting.
7. Spray unwanted weeds until completely covered [Alternate: wet].

AFTER USE:

8. To store, turn sprayer nozzle off.
9. DO NOT disconnect hose.
10. Return sprayer to its slot. Hose can be pushed back into sprayer handle.

[OPTION D: Captive Sprayer Application with Snap Adapt Cap]**[Optional Subheading: How to Use [Captive Sprayer]]****BEFORE USE:**

1. Shake well before each use.
2. Open flip top closure [Graphic depiction]
3. Remove sprayer from its slot beneath the bottle handle and unwrap the tubing. Pull hose plug to completely extend tubing.
4. Firmly press hose plug into opening in cap until it snaps into place.
5. Slide switch on hose plug counter-clockwise to "OPEN" [Graphic depiction]
6. Adjust nozzle to desired setting, SPRAY or STREAM
7. Hold sprayer below the level of the container and prime by pumping trigger several times until product is dispensed.
8. Spray unwanted weeds until completely covered [Alternate: wet].

AFTER USE:

1. To store, turn sprayer nozzle off.
2. Turn hose plug switch clockwise to "CLOSED"
3. DO NOT disconnect hose.
4. Return sprayer to its slot. Hose can be pushed back into sprayer handle.

[OPTION E: Directions for EzSpray™ Sprayer and AccuShot™ Sprayer]**[Optional Subheading: How to Use [AccuShot™ Sprayer]] [Alternate: EzSpray™]]**

1. [Unwrap sprayer.] Remove sprayer from side holder [Alternate: holster]. [Unwrap the tubing] [Gently pull tubing out]. (Graphical representation.)
2. Remove seal from top of cap. Unplug cap. (Graphical representation.)
3. Securely snap the plug into hole on cap. (Graphical representation.)
4. Remove plastic tab near [top] [bottom] of sprayer to activate batteries. (Graphical representation.)
5. Twist nozzle to adjust spray from CLOSE to SPRAY or STREAM. (Graphical representation.)
6. [When priming the sprayer, hold sprayer level to the ground. Sprayer may not prime if it is held at an angle. Once primed, it will spray in any direction. (Graphical representation.)]

[Alternate AccuShot Sprayer Directions]

1. Remove cap and replace with reusable AccuShot Sprayer. Make sure sprayer cap is tightly closed before use
2. Twist nozzle to adjust spray from CLOSE to SPRAY or STREAM. [Graphic depiction]
3. [When priming the sprayer, hold sprayer level to the ground. Sprayer may not prime if it is held at an angle. Once primed, it will spray in any direction. (Graphical representation.)]

[Optional Subheading: How to Use the AccuShot™ Sprayer [Alternate: EzSpray™]]

1. Aim toward target [weeds/plants] [Area to be treated], and away from people and pets.
2. [To improve accuracy, use slider to extend wand.][Use slider to extend wand and to improve accuracy.]
3. Press the trigger to spray.
4. Release the trigger to stop spray.

After use: 1. Twist nozzle completely to CLOSE position. 2. Secure sprayer [upright] [tip down] in [holder] [holster].
3. **Failure to adjust nozzle completely to CLOSE position and properly secure sprayer in [holder][holster] may result in leakage and damage to property or injury to people or animals.**

[Keep reusable AccuShot sprayer for use with Chemsico Lawn Weed Killer Plus Crabgrass RTU]**Optional Directions for Replacing Batteries:**

[To replace batteries: 1. [Slide battery compartment door to unlatch and open.] [Push release button near nozzle and lift up on battery hatch.] .] [Use screwdriver to open battery compartment] 2. Remove used batteries and insert [four] [two] new AA batteries **in correct positions** as marked per diagram inside of battery compartment. Never insert the positive end where the negative end belongs and vice versa. **Always** use a complete set of new batteries of the same type when replacing batteries. **Never** mix alkaline, carbon-zinc or rechargeable batteries. 3. Securely close battery compartment door. 4. **Always** follow manufacturer's recommendations for use and disposal of batteries. **Additional Operating Notes:** Do not submerge in water. Before each use inspect sprayer carefully, make sure hose is flexible and not kinked, worn or cracked, and that all connections are tight. When storing sprayer for prolonged periods remove batteries.]

[OPTION F: Directions for EzSpray™ Sprayer and AccuShot™ Sprayer with Snap Adapt Cap]

[Optional Subheading: How to Use [AccuShot Sprayer™] [Alternate: EzSpray™]]

1. [Unwrap sprayer.] Remove sprayer from side holder [Alternate: holster]. [Unwrap the tubing] [Gently pull tubing out]. [Graphic depiction]
2. Open flip top closure [Graphic depiction]
3. Securely snap the hose plug into opening in cap until it snaps into place. [Graphic depiction]
4. Slide switch on hose plug counter-clockwise to “OPEN” [Graphic depiction]
5. Remove plastic tab near [top] [bottom] of sprayer to activate batteries. [Graphic depiction]
6. Twist nozzle to adjust spray from CLOSE to SPRAY or STREAM. [Graphic depiction]
7. [When priming the sprayer, hold sprayer level to the ground. Squeeze and hold trigger until liquid comes out the nozzle. Sprayer may not prime if it is held at an angle. Once primed, it will spray in any direction. (Graphical representation.)]

[Alternate AccuShot Sprayer Directions with Snap Adapt Cap]

1. Remove cap and replace with reusable AccuShot cap and Sprayer. Make sure sprayer cap is tightly closed before use
2. Twist nozzle to adjust spray from CLOSE to SPRAY or STREAM. [Graphic depiction]
3. Slide switch on hose plug counter-clockwise to “OPEN” [Graphic depiction]
4. [When priming the sprayer, hold sprayer level to the ground. Sprayer may not prime if it is held at an angle. Once primed, it will spray in any direction. (Graphical representation.)]

[Optional Subheading: How To Use the AccuShot™ Sprayer [Alternate: EzSpray™]] (For use with Snap Adapt Cap version of Directions)

- Aim toward target [site] [area to be treated], and away from people and pets.
- [To improve accuracy, use slider to extend wand.][Use slider to extend wand and to improve accuracy.]
- Press the trigger to spray.
- Release the trigger to stop spray.

After use: 1. Twist sprayer nozzle completely to CLOSE position. 2. Turn hose plug switch clockwise to “CLOSED”. 3. Secure sprayer upright [tip down] in [holster] [holder]. 4. **Failure to adjust nozzle completely to CLOSE position and properly secure sprayer in [holster] [holder] may result in leakage and damage to property or injury to people or animals.**

[Keep reusable AccuShot sprayer for use with Chemsico Lawn Weed Killer Plus Crabgrass RTU]

(Optional Directions for Replacing Batteries)

[To replace batteries: 1. [Slide battery compartment door to unlatch and open.] [Use screwdriver to open battery compartment [Push release button near nozzle and lift up on battery hatch.] 2. Remove used batteries and insert [four] [two] new AA batteries **in correct positions** as marked per diagram inside of battery compartment. **Never** insert the positive end where the negative end belongs and vice versa. **Always** use a complete set of new batteries of the same type when replacing batteries. **Never** mix alkaline, carbon-zinc or rechargeable batteries. 3. Securely close battery compartment door. 4. **Always** follow manufacturer’s recommendations for use and disposal of batteries.]

Additional Operating Notes: Do not submerge in water. Before each use, inspect sprayer carefully, making sure hose is flexible and not kinked, worn or cracked, and that all connections are tight. When storing sprayer for prolonged periods, remove batteries.

{OPTION G Auto Trigger Sprayer} [DIRECTIONS FOR FLIP & GO SPRAYER PRODUCT]

For Initial Use Only: Remove Battery Isolation Strip [from] [beneath] sprayer and discard.

HOW TO USE

BEFORE USE:

1. Shake well before each use.
2. [Flip] [Rotate] [Raise] the [nozzle extension] [wand] up to the [“Ready to Use”] [spray] position.
3. Rotate nozzle from [“Off”] [“X”] position to [desired [spray]] position.
4. Slide the [[lock [switch] [button]] [towards [trigger] [button]] [down] to the [unlocked] [open] [spray] position.

5. [Grab bottle and let arm hang naturally.] Press button down to spray. Spray unwanted weeds until completely covered.

AFTER USE:

6. [When] [Once] spraying is completed, slide the [[lock] [switch] [button]] [away from [trigger] [button]] [up] to the [locked] [closed] position.
7. Rotate nozzle to ["Off"] ["X"] position and [flip] [rotate] the [nozzle extension] [wand] down to storage position.

To replace batteries: While the lock is in the [locked] [closed] position, rotate sprayer counterclockwise and [lift] [pull up] on the sprayer. [Push] [Press] battery door tab and pull to [open] [remove] battery door. Insert and align new batteries to correct "+" and "-" designations as shown near the battery door. [Close] [Replace] battery door. Replace the sprayer on the bottle in the same position it was removed from, matching the arrows on the front of the sprayer and bottle. Rotate sprayer clockwise until the sprayer lines up with the front of the bottle.

[Keep reusable FLIP & GO sprayer for use with Chemsico Lawn Weed Killer Plus Crabgrass RTU]

(Optional Use Tips)

[Use Tips:

- [Some hard-to-kill weeds may require re-treatment. Wait at least 30 days between applications—some weeds can take that long to die.]
- [Rainproof—rain or watering 10 minutes after application will not wash away effectiveness.] [If rainfall occurs within 10 minutes of application, the product should be reapplied.]
- [Spray during growing season when weeds are actively growing.]
- [For best results, mow lawn 2 to 3 days before treating weeds.]
- [To avoid risk of lawn injury, do not spray drought-stressed lawns.]
- [Watering immediately after treatment may wash away effectiveness.]
- [Wait until newly seeded grass is well-established or after the third mowing before applying this product.]
- [Treated areas may be reseeded 3 to 4 weeks after application.]
- [Adjust nozzle to produce a coarse spray. Coarse sprays are less likely to drift. Avoid fine mists.]
- [If certain tough weeds are not dead within 3 weeks, repeat application to [Alternate: in] affected area[s].]
- [Application to zoysia lawns when they are emerging from dormancy in the spring may [Alternate: has the potential to] cause [lawn] damage.]
- [Over application [especially at [daytime temperatures of] 90°F [or higher]] may [Alternate: has the potential to] cause [lawn] damage [Alternate: "burning"].]
- [Application to bermudagrass may [Alternate: has the potential to] cause temporary yellowing [Alternate: [or] discoloration] [when applied at [daytime temperatures of] 90°F [or higher]] but full recovery can be expected.]

STORAGE AND DISPOSAL (For use with Trigger Sprayer)

Pesticide Storage: Store in a cool, dry area away from heat or open flame.

Pesticide Disposal and Container Handling: **If empty:** Nonrefillable container. Do not reuse or refill this container. Place in trash or offer for recycling, if available. **If partly filled:** Call your local solid waste agency or for disposal instructions. Never place unused product down any indoor or outdoor drain.

STORAGE AND DISPOSAL (For use with EZSPRAY Sprayer)

Pesticide Storage: Turn the nozzle to "CLOSE" position. To prevent leakage, attach sprayer to clip. Store this product only in its original container in a secure storage area away from sources of heat or open flame. Protect product from freezing. **Pesticide Disposal and Container Handling:** Nonrefillable container. Do not reuse or refill this container. **If empty:** Place in trash or offer for recycling, if available. **If partly filled:** Call your local solid waste agency for disposal instructions. Never place unused product down any indoor or outdoor drain.

STORAGE AND DISPOSAL (For use with AccuShot Sprayer)

Pesticide Storage: Turn the nozzle to "CLOSE" position. To prevent leakage, attach sprayer to clip. Store this product only in its original container in a secure storage area away from sources of heat or open flame and in an area inaccessible to children and pets. Keep from freezing. **Pesticide Disposal and Container Handling:** Do not discard the AccuShot Sprayer. Keep the AccuShot Sprayer for use on Chemsico Lawn Weed Killer Plus Crabgrass RTU. Nonrefillable container. Do not reuse or refill this container. **If empty:** Place in trash or offer for recycling if available. **If partly filled:** Call your local solid waste agency for disposal instructions. Never place unused product down any indoor or outdoor drain.

STORAGE AND DISPOSAL (For use with AccuShot Sprayer with Snap Adapt Cap)

Pesticide Storage: Turn the nozzle to "CLOSE" position. To prevent leakage, place sprayer in holster. Store this product only in its original container in a secure storage area away from sources of heat or open flame and in an area inaccessible to children and pets. Keep from freezing. **Pesticide Disposal and Container Handling:** Do not discard the AccuShot Sprayer. Keep the AccuShot Sprayer for use on Chemsico Lawn Weed Killer Plus Crabgrass RTU. Nonrefillable container. Do not reuse or refill this container. **If empty:** Place in trash or offer for recycling if available. **If partly filled:** Call your local solid waste agency for disposal instructions. Never place unused product down any indoor or outdoor drain.

STORAGE AND DISPOSAL (For use with EZSpray Sprayer with Snap Adapt Cap)

Pesticide Storage: Turn the nozzle to "CLOSE" position. To prevent leakage, place sprayer in holster. Store this product only in its original container in a secure storage area away from sources of heat or open flame and in an area inaccessible to children and pets. Keep from freezing. **Pesticide Disposal and Container Handling:** Nonrefillable container. Do not reuse or refill this container. **If empty:** Place in trash or offer for recycling if available. **If partly filled:** Call your local solid waste agency for disposal instructions. Never place unused product down any indoor or outdoor drain.

STORAGE AND DISPOSAL {For use with FLIP & GO Sprayer includes option to Reuse sprayer}

Pesticide Storage: Turn the nozzle to "CLOSE" position. To prevent leakage, [flip] [rotate] the [nozzle extension] [wand] down to storage position. Store this product only in its original container in a secure storage area away from sources of heat or open flame and in an area inaccessible to children and pets. Keep from freezing. **Pesticide Disposal and Container Handling:** Nonrefillable container. Do not reuse or refill this container. [Do not discard the FLIP & GO Sprayer. Keep the FLIP & GO Sprayer for use on Chemsico Lawn Weed Killer Plus Crabgrass RTU.] **If empty:** Place in trash or offer for recycling if available. **If partly filled:** Call your local solid waste agency for disposal instructions. Never place unused product down any indoor or outdoor drain.

NOTICE: To the extent consistent with applicable law, buyer assumes all responsibility for safety and use not in accordance with directions.

*****Guaranteed Results:** Guaranteed Results or your money back. If you are not satisfied with this product for any reason, send your written request for a refund to the address below, together with the dated store receipt showing the price you paid. Please allow 6-8 weeks for processing.]

Chemsico, A Division of United Industries Corp.
P.O. Box 142642
St. Louis, MO 63114-0642

EPA Reg. No. 9688-337 EPA Est. No. 9688-MO-1

©2023

{Spanish translation of text may be included on marketed label}

Optional Marketing Claims *(claims may appear on product packaging, website or at POP)*

Efficacy Claims

1. Kills xx+ Weed Types [- Roots and All]
2. Kills 470+ Weed Types [- Roots and All]
3. Kills 460+ Weed Types [- Roots and All]
4. Kills 450+ Weed Types [- Roots and All]
5. Kills 474 Weed Types [- Roots and All]
6. Kills more than [Alternate: over] xx Weed Types [- Roots and All]
7. Kills more than [Alternate: over] 470 Weed Types [- Roots and All]
8. Kills more than [Alternate: over] 460 Weed Types [- Roots and All]
9. Kills more than [Alternate: over] 450 Weed Types [- Roots and All]
10. Kills xx+ Weeds [including [pick any combination from weed list]]
11. Kills 470+ Weeds [including [pick any combination from weed list]]
12. Kills 460+ Weeds [including [pick any combination from weed list]]
13. Kills 450+ Weeds [including [pick any combination from weed list]]
14. Kills 474 Weeds [including [pick any combination from weed list]]
15. Kills more than [Alternate: over] xx+ Weeds [including [pick any combination from weed list]]
16. Kills more than [Alternate: over] 470 Weeds [including [pick any combination from weed list]]
17. Kills more than [Alternate: over] 460 Weeds [including [pick any combination from weed list]]
18. Kills more than [Alternate: over] 450 Weeds [including [pick any combination from weed list]]
19. Kills xx+ types of weeds [including [pick any combination from weed list]]
20. Kills 470+ types of weeds [including [pick any combination from weed list]]
21. Kills 460+ types of weeds [including [pick any combination from weed list]]
22. Kills 450+ types of weeds [including [pick any combination from weed list]]
23. Kills 474 types of weeds [including [pick any combination from weed list]]
24. Kills more than [Alternate: over] xx types of weeds [including [pick any combination from weed list]]
25. Kills more than [Alternate: over] 470 types of weeds [including [pick any combination from weed list]]
26. Kills more than [Alternate: over] 460 types of weeds [including [pick any combination from weed list]]
27. Kills more than [Alternate: over] 450 types of weeds [including [pick any combination from weed list]]
28. Kills [Any combination of the following may be displayed on product label: Dandelion, Chickweed, Wild onion, Plantain, Poison ivy and many others.] Weed details on back.
29. Kills all weeds as listed [including [pick any combination from weed list]]
30. Kills all types of listed weeds - [grassy or broadleaf]
31. Kills all listed [major] broadleaf weeds
32. Kills all [major] listed broadleaf weeds
33. Kills broadleaf weeds in lawns [as listed]
34. Kills all major broadleaf weeds, roots and all. And [brand name] is formulated to kill only the weeds, not the lawn. Use as directed to kill all major broadleaf weeds in your lawn.
35. Kills dandelion and many other broadleaf weeds
36. Kills all major listed broadleaf weeds [like clover, dandelion, oxalis]
37. Kills [dandelion], [chickweed], [wild onion], [oxalis], [plantain], [poison ivy] [and many others as listed]. [See Weed details on back.]
38. Kills both broadleaf and grassy weeds
39. Kills all types of weeds as listed
40. Kills [Alternate: controls] crabgrass [yellow nutsedge] [foxtail]
41. Kills [Alternate: controls] all types of [lawn] weeds as listed
42. Kills Yellow Nutsedge
43. Kills poison ivy and poison oak
44. Provides broadleaf control
45. Controls [Alternate: Kills] clover, dandelion, plantain, chickweed and [other listed broadleaf weeds] [Alternate: others as listed]]
46. Clobbers clover
47. [Complete] clover control [in as little as one week]
48. Controls clover in one week
49. Destroys the hard-to-kill broadleaf weeds as listed [like [clover] [dandelion] [oxalis]]
50. Effective [Listed] [Broadleaf] Weed Protection

51. [Chemsico Lawn Weed Killer Plus Crabgrass RTU] controls more than xx troublesome weeds including dandelion, clover, plantain and wild onion. It kills even woody weeds like poison ivy and poison oak in both northern and southern lawns.
52. Lists Twice The Weeds! as our [product name] product.
53. Lists Twice the Weeds! as the previous [product name] formula.
54. Chemsico Lawn Weed Killer Plus Crabgrass RTU lists twice the weeds as the previous formula [*Insert product brand name*].
55. Use on Lawns to Kill the Toughest Weeds like Clover and Dandelion.
56. Tough weed killer
57. Especially effective on all types of hard-to-kill weeds
58. Kills even the tough[est] broadleaf weeds [like clover, dandelion, oxalis]
59. Kills weed roots[!]
60. Kills the root
61. Kills to the root [so weeds won't come [grow] back]
62. Kills the root[s] [so weeds don't come back] [the first time, every time] [guaranteed***]
63. Kills the weed you see and the root[s] you don't
64. Kills more weeds [than previous [product name] formula]
65. Kills tough lawn weeds
66. Especially effective on all listed types of hard-to-kill weeds
67. Tough on weeds. Gentle [easy] on lawns
68. Easy on lawns [grass], tough on weeds!
69. Targets the toughest [stubborn] listed weeds [crabgrass] [yellow nutsedge].
70. [Also][Alternate: Now] Kills [Alternate: Controls, Targets] XX weeds [Alternate: types of weeds, weed types] [as listed]
71. [Also][Alternate: Now] Kills [Alternate: Controls, Targets] XX listed weeds [Alternate: types of weeds, weed types]
72. [Also][Alternate: Now] Kills [Alternate: Controls, Targets] [pick any weed from weed list] [as listed]
73. [Also][Alternate: Now] Kills [Alternate: Controls, Targets] [pick any combination from weed list] [as listed]
74. [Also][Alternate: Now] Kills [Alternate: Controls, Targets] troublesome [Alternate: tough, tough to kill, hard to kill, sensitive, woody] weeds [as listed]
75. [Also][Alternate: Now] Kills [Alternate: Controls, Targets] troublesome [Alternate: tough, tough to kill, hard to kill, sensitive, woody] listed weeds
76. [Also][Alternate: Now] Kills [Alternate: Controls, Targets] common [Alternate: major] weeds [as listed]
77. [Also][Alternate: Now] Kills [Alternate: Controls, Targets] common [Alternate: major] listed weeds
78. [Also][Alternate: Now] Kills [Alternate: Controls, Targets] common [Alternate: major] weeds [as listed] in your [Alternate: the] lawn [Alternate: grass]
79. [Also][Alternate: Now] Kills [Alternate: Controls, Targets] common [Alternate: major] listed weeds in your [Alternate: the] lawn [Alternate: grass]
80. [Also][Alternate: Now] Kills [Alternate: Controls, Targets] weeds [as listed] in one easy [Alternate: simple] step
81. [Also][Alternate: Now] Kills [Alternate: Controls, Targets] listed weeds in one easy [Alternate: simple] step
82. [Also][Alternate: Now] Kills [Alternate: Controls, Targets] weeds [as listed] - roots and all
83. [Also][Alternate: Now] Kills [Alternate: Controls, Targets] listed weeds - roots and all
84. [Also][Alternate: Now] Kills [Alternate: Controls, Targets] XX more weeds [Alternate: types of weeds, weed types] [as listed] than [previous Product Name]
85. [Also][Alternate: Now] Kills [Alternate: Controls, Targets] XX% more weeds [Alternate: types of weeds, weed types] [as listed] than [previous Product Name]
86. Guaranteed*** Not to Harm Lawns†
87. Guaranteed*** Not to Harm Your Lawn†
88. Guaranteed*** to kill weeds not the lawn
89. Guaranteed*** not to harm the lawn†
90. Won't Harm Lawns†
91. Will not Harm [Your] Lawn[s]†
92. Won't harm your [the] lawn† [guaranteed***]
93. Won't harm grass [lawns] [when used as directed]
94. [Only] targets the weeds, leaving your lawn [grass] unharmed†
95. [Will Not] [Won't] Harm [Your] [listed] Lawn[s]†
96. Controls the [listed] Weed, but Won't Harm [listed] Lawns†
97. Formulated to kill weeds not the lawn†
98. Gentle on lawns [grass], tough on weeds!
99. Gentle on lawns [guaranteed***]

- 100. Kills weeds, not lawn grasses†
- 101. Kills [down to] the root, [not the lawn]
- 102. Kills [Listed] Weeds - [Won't Harm Lawns]†
- 103. Kills [listed] Weeds Fast
- 104. Kills [listed] [Weeds Not Lawns]†
- 105. Kills the weed, but won't harm [listed] lawns†
- 106. Kills the Weeds, not the Lawn†™
- 107. Kills weeds [including crabgrass]- not the lawn†
- 108. Kills weeds dead
- 109. Kills weeds down to the root [not the lawn]
- 110. Kills weeds in your lawn—won't harm lawn grasses†
- 111. Kills weeds, roots and all
- 112. Kills Weeds, Won't Harm Lawns† [Guaranteed***]
- 113. Kills Weeds—Not Lawn Grasses†
- 114. Targets weeds, leaves grasses [Alternate: the lawn] unharmed†

†When used as directed

Speed Claims

- 115. Works fast on [hard-to-kill] weeds
- 116. [Our] fastest formula
- 117. [Our] fastest lawn weed killer
- 118. Fast acting [formula]
- 119. Kills by contact
- 120. Starts working on contact
- 121. Starts working immediately
- 122. Works fast on [hard-to-kill] listed weeds
- 123. [Now] See [Alternate: with] visible results [Alternate: symptoms] in 5 hours
- 124. [Now] See [Alternate: with] visible results [Alternate: symptoms] in [X] hours
- 125. [Now] See [Alternate: with] results [Alternate: symptoms] in 5 hours
- 126. [Now] See [Alternate: with] results [Alternate: symptoms] in [X] hours
- 127. [Fast-acting for] visible results [Alternate: symptoms] in 5 hours
- 128. [Fast-acting for] visible results [Alternate: symptoms] in [X] hours
- 129. [Fast-acting for] results [Alternate: symptoms] in 5 hours
- 130. [Fast-acting for] results [Alternate: symptoms] in [X] hours
- 131. Visible results [Alternate: symptoms] [as fast as] [in] 5 hours
- 132. Visible results [Alternate: symptoms] [as fast as] [in] [X] hours
- 133. Consistently fast on tough weeds like clover, [plantain], [ground ivy] [and spurge] [various other weeds listed]

Rainproof Claims

- 134. Rainproof [Alternate: Rainfast, Rain-Resistant] [in 10 minutes] [Won't wash away]
- 135. Rainproof [Alternate: Rainfast, Rain-Resistant] [in X minutes] [Won't wash away]
- 136. Rainproof [Alternate: Rainfast, Rain-Resistant] in [as little as] 10 minutes [Won't wash away]
- 137. Rainproof [Alternate: Rainfast, Rain-Resistant] in [as little as] X minutes [Won't wash away]
- 138. Rainproof [Alternate: Rainfast, Rain-Resistant] in 10 minutes - [For control that] won't wash away
- 139. [Graphic Icon with blades of grass and water droplets]

Coverage Claims

- 140. [Great][Ideal] for [broadcast][spot] [treatment][application]
- 141. [Great][Ideal] for [large][and][or][small] [jobs][areas]
- 142. [X Size] Covers [treats] up to [XXXX] sq.ft.
- 143. 1 quart [32 fl oz] covers [Alternate: treats] up to 250 sq.ft.
- 144. 128 fl oz [One gallon] covers [Alternate: treats] up to 1,000 sq ft
- 145. 1.33 [1.3] gallons covers [Alternate: treats] up to 1,300 sq ft
- 146. Treat your whole lawn

When To Use

- 147. [When to Use:] [For best results], apply when temperature is between 45°F -90°F [Above 45°F, the better the weeds will be able to absorb the product.] [Applying above 90°F could result in lawn damage.] [To avoid drift to desirable plants, don't apply when it's windy]
- 148. [When to Use:] [For best results,] apply between 45°F -90°F.

149. [When to Use:] [For best results,] apply when daytime temperature is between 45°F -90°F.
150. [When to Use:] [For best results,] apply when temperature is between 45°F -90°F.
151. [When to Use:] Above 45°F, the better the weeds will be able to absorb the product.
152. [When to Use:] Above 45°F, the better the weeds will be able to absorb the product; applying above 90° could result in lawn damage.
153. [When to Use:] Works faster above 45°F.
154. [When to Use:] Applying above 90°F could result in lawn damage.
155. [When to Use:] Lawn damage could happen above 90°F.
156. [When to Use:] To avoid drift to desirable plants, don't apply when it's windy
157. [Even] works in cold [and hot] weather [temperatures]
158. [Cool] [all] weather performance
159. Performs in both warm and cool weather
160. Performs in both hot and cold weather

Where To Use

161. [Where to Use:] Lawns
162. For [use on] lawns
163. For a [beautiful] [weed-free] lawn
164. For use on lawns
165. For home lawns only
166. For home lawn care
167. For a beautiful, weed-free lawn
168. Ideal for spot treating individual lawn weeds
169. For use on [many Northern & Southern] [Alternate: many cool season, warm season, cool and warm season] grasses [lawns] including [Kentucky bluegrass] [perennial bluegrass] [fescue spp. Including tall, red and fine leaf fescues] [fescue] [tall fescue] [red fescue] [fine leaf fescue] [bermudagrass*] [zoysiagrass**] [and] [buffalograss]
170. For use on [Kentucky bluegrass] [perennial bluegrass] [fescue spp. Including tall, red and fine leaf fescues] [fescue] [tall fescue] [red fescue] [fine leaf fescue] [bermudagrass*] [zoysiagrass**] [and] [buffalograss]
171. [For use on] [Can [also] be used] [around] [most] [many] [a wide range of] [Flowers] [Flower Beds] [Trees] [Shrubs] [Ornamentals]
172. [Treats] Warm Season and Cool Season Grasses: Bluegrass, Fescue, Zoysia**, Bermuda*, St. Augustine, Bentgrass, Centipede, Bahia, Perennial Ryegrass
173. For use on Northern and Southern Grasses [including [Bluegrass], [Fescue], [Zoysia**], [Bermuda*], [Perennial Ryegrass]]
174. Treats Bluegrass, Fescue, Zoysia**, Bermuda*, Perennial ryegrass
175. Treats Northern & Southern Lawns [Grasses]: [Bluegrass], [Fescue], [Zoysia**], [Bermuda*], [St. Augustine], [Bentgrass], [Centipede], [Bahia], [Rye]
176. Treats Warm Season and Cool Season Grasses

*Application to bermudagrass may cause temporary yellowing or discoloration but full recovery can be expected. Do not apply to bermudagrass when daytime temperatures exceed 90° F.

**Do not apply to Zoysiagrass just emerging from dormancy.

What It Does

177. [What it Does:] Kills all types of listed [broadleaf] weeds, including dandelion, [clover], [chickweed], [plantain] and [henbit] [(see inside for complete list)]
178. [What it Does:] Kills all types of listed [broadleaf] weeds
179. [What it Does:] Kills all types of listed [broadleaf] weeds, including [dandelion], [clover], [chickweed], [plantain] and [henbit]
180. [What it Does:] Kills all types of listed [broadleaf] weeds [including [pick any combination from weed list]]
181. [What it Does:] Kills all types of listed [broadleaf] weeds, including [dandelion], [clover], [chickweed], [plantain] and [henbit] [(see inside for complete list)]
182. [What it Does:] Kills all types of listed [broadleaf and grassy] weeds, including [dandelion], [clover], [chickweed], [plantain], [crabgrass] and [yellow nutsedge] [(see inside for complete list)]

How It Works

183. [How it Works:] Weeds have different types of roots and need different chemicals in order to kill each type; these chemicals work to kill the cells of the weeds by entering the plant through the leaves and moving down to the roots

- 184.[How it Works:] Weeds have different types of roots and need different chemicals in order to kill each type
- 185.[How it Works:] Different chemicals are needed to kill different root types
- 186.[How it Works:] Different chemicals are needed to kill different weeds [and grasses]
- 187.[How it Works:] These chemicals work to kill the cells of the weeds [and grasses] by entering the plant through the leaves and moving down to the roots
- 188.[How it Works:] These chemicals work to kill the cells of the weeds by entering the plant through the leaves and moving down to the roots
- 189.[How it Works:] These chemicals kill weed cells by entering through leaves and moving to roots
- 190.[How it Works:] These chemicals kill weeds by killing the plant cells
- 191.[How it Works:] 2,4-D [:] Kills broadleaf [(dandelion-type)] weeds to the root [fast]
- 192.[How it Works:] Dicamba [:] Kills [tough] broadleaf [(dandelion-type)] [(thistle-type)] weeds to the root
193. [How it Works:] Quinclorac [:] Kills crabgrass to the root [fast]
- 194.[How it Works:] Sulfentrazone [:] Kills [yellow nutsedge] [and other] [broadleaf and grassy weed types] to the root [fast]
195. Powered by [Alternates: Built on, Fueled by, Charged with] 4 Active Ingredients [-2,4-D, Quinclorac, Dicamba, Sulfentrazone -] [for [quick] [lawn] weed killing [power]]!
196. Effective formula [- 2,4-D, Quinclorac, Dicamba, Sulfentrazone -] for killing [lawn] weeds
197. Contains four active ingredients [-2,4-D, Quinclorac, Dicamba, Sulfentrazone -] for [quick] [lawn] weed killing [power]
198. Quad[ruple]-Powered [Lawn] Weed Killing Formula [-2,4-D, Quinclorac, Dicamba, Sulfentrazone][Graphic icon with lightning bolt]
199. [Product Name] singles out weeds enters through leaves and moves inside the weed to the roots
200. Systemic [Herbicide] [Activity]
201. Systemic activity kills to the root
202. Spray the [weed/leaves] to kill the root

What To Expect

- 203.[What to Expect:] ⁺Visual symptoms and time to complete kill will depend on weed type, temperature and application rate. Examples of visual symptoms you can expect to see as the product works are yellowing/browning of leaves and leaves curling, twisting, wilting and shriveling. Treated, dead weeds will gradually decompose and disappear. If you would prefer to remove the dead weeds by hand, wait up to 7 days after treatment to allow the product to do its job and kill the weeds to the root.
- 204.[What to Expect:] Examples of visual symptoms you can expect to see as the product works are yellowing/browning of leaves and leaves curling, twisting, wilting and shriveling.
- 205.[What to Expect:] Expected visual symptoms: yellowing/browning of leaves and leaves curling, twisting, wilting and shriveling.
- 206.[What to Expect:] Expected visual symptoms: leaves yellowing/browning, then curling, twisting, wilting and shriveling.
- 207.[What to Expect:] Examples of visual symptoms are yellowing/browning of leaves and leaves curling, twisting, wilting and shriveling.
- 208.[What to Expect:] ⁺Visual symptoms and time to 100% kill [will] depend on weed type, temperature and application rate
- 209.[What to Expect:] ⁺Visual symptoms and time to complete kill [will] depend on weed type, temperature and application rate
- 210.[What to Expect:] Weed type, temperature and application rate affect visual symptoms and time to complete [100%] kill
- 211.⁺Visual symptoms and time to complete kill will depend on weed type and temperature
212. Treated, dead weeds [and grasses] will gradually decompose and disappear; if you would prefer to remove the dead weeds and grasses by hand, wait up to 7 days after treatment to allow the product to do its job and kill the weeds and grasses to the root
213. Treated, dead weeds [and grasses] will gradually decompose and disappear
214. Dead weeds [and grasses] eventually decompose [and disappear]
215. Dead weeds [and grasses] gradually decompose [and disappear]
216. Dead weeds [and grasses] decompose [and disappear]
217. If you would prefer to remove the dead weeds [and grasses] by hand, wait up to 7 days after treatment to allow the product to do its job and kill the weeds [and grasses] to the root
218. [If you'd prefer], wait 7 days for product to kill weeds [and grasses] to the root then remove by hand
219. [If you'd prefer], pull dead weeds [and grasses] after 7 days
220. [If you'd prefer], wait 7 days then pull dead weeds [and grasses]
221. [If you'd prefer], pull them after 7 days

222. Chemsico Lawn Weed Killer Plus Crabgrass RTU [Alternate: *Insert Brand Name for Chemsico Lawn Weed Killer Plus Crabgrass RTU*] is a selective herbicide that controls emerged broadleaf and grass weeds in established lawns. Symptoms you may expect to see on affected broadleaf weeds include leaf reddening, leaf and stem curling and twisting, yellowing and eventual death. Symptoms expected on grass weeds include stunting, yellowing, gradual reddening and eventual death.

Guarantee Claims

- 223. Guaranteed*** [Results] Guaranteed*** [results] or your money back [Alternate: Money back guarantee***] Guaranteed*** results [with one application]
- 224. Guaranteed*** Satisfaction
- 225. Guaranteed*** to kill to the root so weeds won't come back
- 226. 100% Satisfaction Guaranteed*** (or your money back)
- 227. Kills [listed] Weeds the First Time, Every Time, Guaranteed***

***If you are not satisfied with this product for any reason, send your written request for a refund to the address at left, together with the original dated store receipt showing the price you paid. Please allow 6 to 8 weeks for processing.

Introduction Claims (Note to reviewer: *These claims will only appear on the product package for up to 6 months*)

- 228. New
- 229. Improved
- 230. New and Improved
- 231. Now
- 232. Limited Time Offer

Special Size/Pack Claims

- 233. [Bonus] 25% More Free!
- 234. 40 fl.oz. at 32 fl.oz. price
- 235. [Bonus] X% More Free!
- 236. [Insert value]% Free [More] [than X] qualify
- 237. [Insert value]% More Value size [than X] qualify
- 238. X% More Coverage
- 239. X fl.oz. at X fl.oz. price
- 240. Bonus [value/size/offer/package/pack/buy]
- 241. Bonus [Size] [XX% More] [vs. XX oz size]
- 242. Bonus [X] oz size – [X]% more than [X] oz size
- 243. Value [size/offer/package/pack/buy]
- 244. Value [Size] [XX% More] [vs. XX oz size]
- 245. Value [X] oz size – [X]% more than [X] oz size
- 246. Special [value/size/offer/package/pack/buy]
- 247. Special [Size] [XX% More] [vs. XX oz size]
- 248. Special [X] oz size – [X]% more than [X] oz size
- 249. Bundle Pack
- 250. Club [value/size/offer/package/pack/buy]
- 251. Combo [value/size/offer/package/pack/buy]

Other Claims

- 252. Weed problems in non-lawns areas [like garden beds, patios and driveways]? [Try][Alternate: We recommend, Use] Spectracide(R) Weed & Grass Killer products [Alternate: *Insert Brand Names* for Chemsico Weed & Grass Killer RTU 3A and Chemsico Herbicide Concentrate 3A; Spectracide Weed & Grass Killer products (Ready-to-use and concentrate).
- 253. Weed problems in non-lawns areas[like garden beds, patios and driveways]? [Try][Alternate: We recommend, Use] Spectracide(R) Weed & Grass Killer with Extended Control products [Alternate: *Insert Brand Names* for Chemsico Herbicide RTU 4A and Chemsico Herbicide Concentrate 4A ; Spectracide Weed & Grass Killer products with Extended Control products (Ready-to-use and concentrate). [It kills & prevents weeds [all season long][for 5 months]]
- 254. Let [Product name] [Alternate: the liquid] do the weeding
- 255. Full weed list
- 256. People and pets may enter treated area after spray has dried.
- 257. Read Back Label [for more information]
- 258. Read inside front label [for more information][for weed list]
- 259. Read [inside] [front booklet][back booklet] for [complete] weed list

- 260. See inside front label [for more information][for weed list]
- 261. See [inside] [front booklet][back booklet] for [complete] weed list
- 262. See inside booklet for complete Directions for Use [including where to use and when to use]
- 263. Read Entire label before use
- 264. [Quick and] Easy [and simple] to use
- 265. [The] Easy way to spray
- 266. A simple [Alternate: An easy] step towards a weed free lawn [Alternate: yard]
- 267. A simple and effective way to kill breakthrough and pop up weeds in your yard/lawn/grass
- 268. Be in control of weeds in your yard
- 269. Be smarter than your weeds
- 270. Easy & Fast Coverage
- 271. Easy [and simple] to use
- 272. Easy [to use]
- 273. Effortless
- 274. No weeds. No worry.
- 275. Works the first time, every time
- 276. Results [works] with 1 [one] application
- 277. Simple [and easy] [to use]
- 278. Simple [and easy] steps to a weed free [lawn] [yard]
- 279. Weed control [for lawns]
- 280. Weed control made easy
- 281. Weed deadly. Lawn friendly.
- 282. Lawn-friendly formula
- 283. Weed free. [Worry free.]
- 284. Not All Weed Killers Are the Same
- 285. [For] [Get] a weed free lawn
- 286. Help[s] [keep[s]] the lawn look[ing] beautiful
- 287. Helps keep lawns weed-free
- 288. Takes the guesswork out of weed control [in the lawn]
- 289. Miss your pre-emergent weed application? It's not too late to stop crabgrass. Kills post emergent [listed] [*] grass weeds
- 290. A simple [an easy] step towards a weed free lawn [yard]
- 291. One [easy][simple] solution for [pick any combination from weed list]
- 292. Long lasting [formula]

Delivery System Claims

- 293. EzSpray Power Action Sprayer [batteries included]
- 294. [Please Read Before Use] – When Priming, Hold Sprayer Level to the Ground. If Held at an Angle, Sprayer Will not Prime
- 295. EzSpray Easy Setup
- 296. Continuous Spray
- 297. Increased Pressure for (5 Minute) Continuous Spray
- 298. Up to 5 [10] [X] minutes of Continuous Spray
- 299. Adjustable Spray Patterns [For Spot Application][Covers Large Area]
- 300. Extended Wand for Hard-to-Reach Areas
- 301. Locking Trigger Reduces Hand Fatigue
- 302. Easy Action Pump [Sprayer]
- 303. No Assembly Required
- 304. Reusable Battery Sprayer
- 305. Battery Powered Sprayer
- 306. Reusable Auto Trigger [Sprayer]
- 307. For Use with Reusable Auto Trigger [Sprayer]
- 308. Refill {*Only to identify the companion ready-to-use product that is sold without the sprayer attached. The sprayer is retained from the original product purchased for reuse. This is not a refillable concentrate.*}
- 309. Continuous [Adjustable] Spray [for Entire Home Protection]
- 310. Continuous Action Power Sprayer
- 311. Continuous Power Trigger [Spray]
- 312. Press and Hold Technology
- 313. EZSpray
- 314. Comfort Power Sprayer [Trigger]
- 315. Reduces[No] Hand Fatigue
- 316. No pumping [no squeezing], just press to spray

- 317. Batteries [not] included
- 318. Includes [X] AA Batteries
- 319. AccuShot
- 320. AccuShot Sprayer
- 321. [Just] Aim & Spray
- 322. Comfort-Power-Precision
- 323. With Extendable Wand [for improved accuracy]
- 324. With Adjustable Wand [for improved accuracy]
- 325. For use with Reusable AccuShot Sprayer [from [insert product name]]

{Auto Trigger Claims}

- 326. [new] [**NAME** [Sprayer]] [is] Designed for small spaces {“New” reference to be used only for a 6 month duration after introduction into the marketplace}
- 327. Designed for [your] accuracy
- 328. [new] [**NAME** [Sprayer]] [features a] [built with] lightweight [bottle] [design] {“New” reference to be used only for a 6 month duration after introduction into the marketplace}
- 329. [Balanced] [Intuitive] [Modern] [Sleek] design
- 330. [new] [**NAME** [Sprayer]] [features a] slim bottle [profile] [for convenient storage] {“New” reference to be used only for a 6 month duration after introduction into the marketplace}
- 331. [new] [**NAME** [Sprayer]] [has] [3] [different] spray patterns [for multiple applications] [for precise treatments] [ideal for outdoor use] {“New” reference to be used only for a 6 month duration after introduction into the marketplace}
- 332. [Accurate] [continuous] spray [technology]
- 333. [new] [**NAME** [Sprayer]] [features an] Accurate nozzle [and] [extension] [wand] {“New” reference to be used only for a 6 month duration after introduction into the marketplace}
- 334. All-in-one [battery] [power] [powered] sprayer
- 335. [Contains] [Includes] AA Batteries
- 336. Replaceable batteries
- 337. [new] [**NAME** [Sprayer]] [with] continuous [Power] Sprayer [Technology] {“New” reference to be used only for a 6 month duration after introduction into the marketplace}
- 338. [new] [**NAME** [Sprayer]] [is] [[Designed] [ideal] [perfect]] for [small area(s)] [spot treatment] {“New” reference to be used only for a 6 month duration after introduction into the marketplace}
- 339. [new] [**NAME** [Sprayer]] [featuring an] [Easy] [simple] [precise] pivot [extension] [wand] {“New” reference to be used only for a 6 month duration after introduction into the marketplace}
- 340. [new] [**NAME** [Sprayer]] [is] easy to maneuver [in] [to] [under] [hard to reach places] {“New” reference to be used only for a 6 month duration after introduction into the marketplace}
- 341. Sprays in hard to reach places
- 342. [Extended] [powerful] spray
- 343. [new] [**NAME** [Sprayer]] [with] Flip and go [spray] [sprayer] {“New” reference to be used only for a 6 month duration after introduction into the marketplace}
- 344. [Just] [[point] [aim] [flip] [spray] [shoot] [treat]]
- 345. [[Just] [Simply] [Flip] & [Spray]]
- 346. [new] [**NAME** [Sprayer]] [featuring] [features] multiple spray patterns {“New” reference to be used only for a 6 month duration after introduction into the marketplace}
- 347. [new] [**NAME** [Sprayer]] [with a] [powerful] [precision] spray wand {“New” reference to be used only for a 6 month duration after introduction into the marketplace}
- 348. [Precise] [precision] spray [pattern]
- 349. [new] [**NAME** [Sprayer]] [functions with just a] [simple] press of a button {“New” reference to be used only for a 6 month duration after introduction into the marketplace}
- 350. Spray with a [simple] press of a button
- 351. Reusable sprayer
- 352. [new] [**NAME** [Sprayer]] Bottle fits [[on] [in] [under]] [[cabinets] [shelves] [under sinks]] [with ease] {“New” reference to be used only for a 6 month duration after introduction into the marketplace}
- 353. [**NAME** [Sprayer]] [for] convenient Storage
- 354. Easy [to store] [store] [Storage] [bottle]
- 355. [new] [**NAME** [Sprayer]] [is designed to] Fit[s] on most shelves [in small storage areas] {“New” reference to be used only for a 6 month duration after introduction into the marketplace}
- 356. Lock button prevents [[drips] [spills] [leaks]] in storage
- 357. [new] [**NAME** [Sprayer]] [with a] locking trigger prevents [[drips] [leaks] [spills]] [in storage] {“New” reference to be used only for a 6 month duration after introduction into the marketplace}
- 358. [[1] [One] [Single]] Hand [usage] [design] [grip]
- 359. [[1] [One] [Single]] hand spraying [operation]

- 360.[new] [****NAME**** [Sprayer]] [design] has [single hand [usage] [operation] allowing you to keep [1] [one] hand free {"New" reference to be used only for a 6 month duration after introduction into the marketplace}
- 361.Comfort grip [design] [handle]
- 362.[****NAME**** [Sprayer]] [features] Comfort & Accuracy [[all] in one]
- 363.[convenient] [easy to grab] [handle] [fits] [for] all hand sizes
- 364.[Easy] balance grip
- 365.[new] [****NAME**** [Sprayer]] [features] [with] [Easy] [little] [no] set-up {"New" reference to be used only for a 6 month duration after introduction into the marketplace}
- 366.Easy [to] grab [handle] [design]
- 367.[Easy] [Simple] to [hold] [use]
- 368.Gran and go
- 369.No bending [over] required
- 370.Easy control [with one hand]
- 371.[new] [****NAME**** [Sprayer]] [is] designed for [your] [comfort] [balance] [comfort & balance] {"New" reference to be used only for a 6 month duration after introduction into the marketplace}

{OPTIONAL PICTURES AND ACCOMPANYING LANGUAGE}{*Note to Reviewer: Pictures will not appear on product label without text that lists the type of weed, time difference between the pictures, application rate and description of visual symptoms*}



{OPTIONAL LANGUAGE FOR PICTURES}

1. †Visual symptoms and time to complete kill [will] depend on weed [and grass] type, temperature and application rate
2. †Visual symptoms and time to 100% kill [will] depend on weed [and grass] type, temperature and application rate
3. †Weed [and grass] type, temperature and application rate affect visual symptoms and time to complete kill
4. Examples of visual symptoms you can expect to see as the product works are yellowing/browning of leaves and leaves curling, twisting, wilting and shriveling.
5. Examples of visual symptoms are yellowing/browning of leaves and leaves curling, twisting, wilting and shriveling.
6. Expected visual symptoms: yellowing/browning of leaves and leaves curling, twisting, wilting and shriveling.
7. Expected visual symptoms: leaves yellowing/browning, then curling, twisting, wilting and shriveling.




{OPTIONAL PICTURES AND ACCOMPANYING LANGUAGE}




	Kills Listed Weeds Including Crabgrass — Not the Lawn* <i>*When used as directed</i>		Kills 470+ Weed Types as Listed
	Visible Results in 5 Hours		Kills by Contact

{OPTIONAL PICTURES AND ACCOMPANYING LANGUAGE for AccuShot with Snap adapt directions}

OPERATING INSTRUCTIONS FOR ACCUSHOT® SPRAYER

1. Shake well before each use. 2. Remove sprayer from side holster. Unwrap the tubing. Gently pull tubing out. 3. Open flip-top closure. 4. Securely snap the hose plug into opening in cap until it snaps into place. 5. Slide switch on hose plug counterclockwise to "OPEN." 6. Remove plastic tab near bottom of sprayer to activate batteries. 7. Twist nozzle to adjust spray from CLOSE  to SPRAY  or STREAM . 8. When priming the sprayer, hold sprayer level to the ground. Squeeze and hold trigger until liquid comes out the nozzle. Sprayer may not prime if it is held at an angle. Once primed, it will spray in any direction.



{Optional images to accompany auto trigger directions}





Optional Weed List

[Option 1 for Weed List Display: Paragraph form]

[Weed List**[KILLS] [CONTROLS] MOST COMMON [TOUGH] WEEDS INCLUDING:**

Alder, Alfalfa (Lucerne), Alpine aster, Alsike Clover, alyce clover, American black elderberry, American elm (White elm), American hazel, American persimmon (Common persimmon), American speedwell (American brooklime), American yellowrocket, amur honeysuckle, Annual knawel (German knotweed), Annual nettle (Dwarf nettle), Annual rape (Wild rape), Annual Sowthistle (common sowthistle, milk sowthistle), Annual trampweed, Annual wild geranium (Spotted geranium, wood geranium, Cranesbill), annual yellow sweet clover, arkansas rose, Artichoke thistle, asiatic pennywort, Asiatic witchweed, Atlantic white cedar (Southern white cedar), Austrian fieldcress, Ball Mustard, Bedstraw, Beggarweed (Creeping beggarweed), big leaf maple, Bigroot Morningglory, Bigtooth aspen (American aspen, White poplar), Bi-lobed Speedwell (Twolobe speedwell), bindweed (wild morningglory), Bird vetch, bitter sneezeweed, Bitterweed, Black bent (Redtop), Black birch (River birch, Water birch), Black cherry, black cottonwood, Black medick, Black mustard, black willow, Blackberry, Blackberry elder, Black-eyed Susan, Blackseed plantain, Blessed thistle, Bloodflower (Tropical milkweed, Mexican butterfly weed), Blue ash, Blue elderberry, Blue lettuce, Blue Mustard, blue toadflax, Blue vervain, Blue woodsorrel, Blunt-leaved milkweed (Clasping milkweed), box elder, Bracted plantain, Brambles, Brass buttons, Brazil Pusley, brazilian pepper, Bristly Mallow, Bristly oxtongue, Broadleaf knotweed, Broad-leaved dock, Broomweed, buckwheat, Bulbous buttercup, Bull mallow (French mallow), bull nettle, bull thistle, Bur oak, burclover, Burning nettle (Stinging nettle), bushy aster, bushy buttonweed, Buttonweed (Rough buttonweed, Poorjoe), California knotweed, california rose, California wild grape, Canada thistle, Carolina geranium (wild), Carpetweed, catchweed, Catchweed bedstraw, Catnip, Catsear (catsear dandelion, false dandelion, spotted and common catsear), Chamber bitter, chamise, Chickweed (Common chickweed), Chicory, Chinese yarrow (Siberian yarrow), Chinkapin oak, choke cherry, coffeebean, coffeeweed (Colorado River-hemp), common burdock, Common cinquefoil (Oldfield cinquefoil), Common cocklebur (Rough cocklebur, Large cocklebur), Common Dandelion, common groundsel, Common hawkweed (Yellow hawkweed), Common hawthorn, Common honeysuckle (Woodbine), Common iceplant, common knapweed, Common knotgrass (Knotweed), Common Lespedeza, Common lupine, Common mallow (Alkali mallow, buttonweed, cheeseweed, dwarf mallow), common mullein, Common primrose (English primrose), Common Purslane, common ragweed, Common salsify (Goatsbeard), Common snowberry, Common Speedwell, Common sunflower, common tarweed, Common thistle (Bull thistle), Common yellow woodsorrel (Yellow woodsorrel, Common yellow oxalis), coral bead, corn chamomile, Corn Speedwell, Corn spurry, coyote brush, Creeping Buttercup, Creeping Woodsorrel, Crimson Clover, Cudweed (Purple cudweed), Cupid shaving brush, Curly dock (Curled dock, Yellow dock, Sour dock), Curly indigo (Sensitive jointvetch), Curlycup gumweed, cutleaf evening primrose, Daisy Fleabane (annual), Dayflower, dead nettle, Desert wild grape, Dewberry (Garden dewberry), Dichondra (Carolina ponysfoot), distaff thistle, Dogbane, Dogfennel, Dollarweed (Manyflower marshpennywort), Doveweed, drummonds thistle, elk thistle, English Daisy, Eucalyptus (Bluegum, Tasmanian bluegum, Southern blue-gum), evergreen blackberry, fall dandelion, false flax, False sunflower, fennel, Field bindweed (*morningglory & creeping jenny), Field burrweed (lawn burrweed, common soliva, spurweed), Field horsetail (Common horsetail, Mare's tail), Field mouse-ear (Field chickweed), Field oxeye-daisy (creeping oxeye, oxeye daisy), field pansy, field pennycress (French weed), Field pepperweed (Field pepperwort), field violet, Flatwoods plum (Sloe plum), flix weed, Flodman Thistle (prairie), Florida Betony, florida prickly blackberry, Florida pusley, florida yellow woodsorrel, french broom, garden spurge, Garden star-of-Bethlehem (Grass lady), garlic mustard, giant ironweed, giant ragweed, Gooseberry, Gray chickweed (Gray mouse-ear chickweed), gray thistle, great burdock, great ironweed, Great yellow woodsorrel, Ground ivy (Creeping Charlie, Creeping Jenny), Groundsel, Hackberry, Hairy Beggarticks, Hairy Bittercress, hairy buttercup, Hairy fleabane, Hairy Galinsoga, Hairy Vetch (Fodder vetch, Winter vetch), Hairy-pitted stork's bill, Healall, Heartleaf drymary, Heartleaf nettle, Heath Aster (White Heath Aster), Hedge mustard, Hemp, hemp sesbania, henbit, himalayan blackberry, Hoary cress, Hoary plantain, Hoary vervain, Hop Clover, horsenettle, horseradish, horseweed/marestail, Illinois woodsorrel, Indian Mock Strawberry, Indian Mustard, Innocence (Blue-eyed Mary), italian thistle, Ivyleaf Morningglory, Ivyleaf Speedwell, Japanese honeysuckle, Jewel milkweed (Pallid milkweed), jewelweed, Jimsonweed, Devil's Snare, Johnny-Jumpup violet, Kudzu, Ladysthumb Smartweed, Lamb's quarters (Goosefoot, Pigweed), lambsquarters, Lanceleaf Ragweed, lantana, Large Crabgrass (Hairy crabgrass), Large Flower Pusley, Late goldenrod (Canada goldenrod), Leafy spurge, leafy thistle, Lilac, little bittercress, Little evening primrose (Small sundrops), Little mallow (Least mallow), locust, London rocket, mackenzie willow, madrone, Marcela, marshelder, Matchweed, mayweed (stinking chamomile), Meadow Hawkweed, meadow thistle, Mesquite (Honey mesquite), Mexican Morningglory, Mexicanweed (Mexican

fireweed, Kochia), mimosa, Mock strawberry, Mojave stinkweed, Moneywort, Mountain bush honeysuckle, Mountain woodsorrel (Wood shamrock), Mouse-ear Chickweed, Mouseear hawkweed, Mugwort, Multiflora rose, Musk thistle, narrow leaved willow, narrowleaf cudweed, narrowleaf plantain (English plantain, buckhorn), nightshade (silverleaf), Northern Bedstraw, Northern bush honeysuckle, Northern pin oak, oakleaf fleabane, Old world diamond flower (Oldenlandia, Flattop Mille Graines), Orange hawkweed, Oriental cocklebur, Pale Smartweed, Parsley-piert (Slender parsely-piert), Parsnip (Wild parsnip), Pearlwort (Bird's-eye pearlwort), Pennsylvania cinquefoil (Prairie cinquefoil), Pennsylvania smartweed, Pepperweed (Perennial pepperweed), pigweed, Pin oak (Swamp Spanish oak), Pineappleweed, Pineywoods bedstraw (Wood bedstraw), plains coreopsis (tickseed), plantain (broadleaf plantain, greater plantain, common plantain), Platte Thistle, plumeless thistle, poison hemlock, Poison Ivy, Poison Oak, Poison Sumac, Pokeweed, Port Orford cedar (Lawson cypress), povertyweed, Prairie sunflower, Prickly lettuce (compass plant), Prickly sida, Prostrate knotweed, Prostrate pigweed, prostrate spurge, Prostrate Verbain, prostrate vervain, Puncture vine (Goat's-head), Purple Amaranth, Purple Aster, Purple cudweed (annual purple cudweed, perennial purple cudweed), purple deadnettle, Purple milkweed, Purple milvetch (Purple loco, Field milkvetch), Purple nutsedge (Purple nutgrass), Purslane Speedwell, quaking aspen, Rabbit Foot Clover, Raspberry (Wild black raspberry), Red alder, red clover, Red maple (Water maple, Soft maple), Red Morning glory, Red sorrel (Sheep's sorrel), redroot, Redroot Pigweed, Red-seeded Dandelion, Redstem filaree, Redweed, Redwood sorrel (Oregon oxalis), Rough cinquefoil, Rough fleabane, Rough horsetail (Scouringrush horsetail), Russian pigweed, Russian thistle, Sage, Sagebrush, salmonberry, saltcedar, Sassafras (White sassafras, Red sassafras, Silky sassafras), Scarlet pimpernel, scotch broom, Scotch thistle (Cotton thistle), scouler's willow, Shepherd's purse, shiny cudweed, Shortawn foxtail (Orange foxtail), Shortstalk stinkweed, showy evening primrose, Showy goldenrod, Showy tick-trefoil (Canadian tick-trefoil, Canada tickclover), Silver ponysfoot (Silver nickel vine), Skunkbush sumac, Slender Amaranth, Slender Bush Clover (Slender lespedeza), Slender plantain, Slender Speedwell, Slender stinkweed, slender-flower thistle, smallflower buttercup, Smallflower galinsoga, Small-flowered winter-cress, Smooth Bedstraw (Crosswort), Smooth Beggarticks, smooth cat's ear, Smooth chaff-flower, Smooth Crabgrass, Smooth dock, smooth pigweed, sneezeweed, Snow Speedwell, Sorrel, Southern bush honeysuckle, Southern Crabgrass, Southern wild rose (Virginia rose, Common wild rose), Spanish needles, spatterdock, Spiny amaranth, Spiny cocklebur, Spiny sowthistle, spotted knapweed, Spotted locoweed (Freckled milkvetch), spotted spurge, sprawling horseweed, st. johnswort, Sticky Chickweed (Stick mouse-ear chickweed), Stiff goldenrod (stiff-leaved goldenrod), Strawberry Clover, swamp smartweed, Sweet goldenrod, Sweet gum (American sweetgum), swinecress, Tall Beggarticks, Tall milkweed (Poke milkweed), Tall Morning glory (Common morning-glory), Tall nettle, tall thistle, Tall vervain, Tanoak (Tanbark-oak), tansy mustard, tansy ragwort, Tanweed (Water knotweed, Water smartweed), teaweed, Texas filaree, thimbleberry, three flower beggarweed, Thymeleaf Speedwell, toadflax (common toadflax, yellow toadflax), Tooth-leaved croton (tropic croton, sand croton), trailing blackberry, trailing crownvetch, tree tobacco, Trumpet creeper (Trumpet vine, Cow itch vine, Hummingbird Vine), Tufted evening primrose (Fragrant evening primrose), tufted knotweed, tumble mustard, Tumble pigweed, velvetleaf, Venice mallow, Vetch (Common vetch, Garden vetch)), vine maple, Violet Woodsorrel, Virginia buttonweed, Virginia creeper, Virginia pepperweed (Peppergrass), Virginia winged rockcress, wandering cudweed, Water pennywort (Floating marshpennywort), Wavyleaf Thistle (Gray thistle), Western clematis, Western Ragweed, Western salsify (Goatsbeard), White ash (American ash), White Clover (*Dutch clover, honeysuckle clover, white trefoil, & purplewort), White mustard, White Prairie Aster, White Sweet Clover (White Melilot), Whitestem Filaree, whitetop, Wild Blackberry (Thornless blackberry), Wild buckwheat, wild carrot, Wild cherry, wild four-o'clock, Wild garlic (Wild onion), Wild honeysuckle (Tartarian honeysuckle), Wild lettuce, Wild marigold (Roundleaf marigold, Southern marigold), wild morningglory (hedge bindweed), Wild plum (American plum), Wild radish, wild rose (prickly wild rose)), Wild strawberry, Wild sweet potato, Wild vetch, Wild Violet, Willow-leaved poplar (Narrowleaf cottonwood), Winter speedwell (Persian speedwell), Wood Nettle, Woolly croton (Hogwort, Goatweed), Woolly morning glory, Woolly plantain, woollyleaf bursage, Woolly burdock (downy burdock), Woolly locoweed, Wormseed, Wormseed Mustard, Wreath goldenrod (Woodland goldenrod), Wrinkleleaf goldenrod (Rough-stemmed goldenrod), Yarrow (Common yarrow), Yellow birch (Golden birch), Yellow rocket (Winter cress, Bitter Wintercress, Wild Mustard), yellow starthistle, Yellow sundrops (Shrubby evening primrose), Yellow Sweet Clover (Yellow melilot, ribbed melilot, common mellilot), Yellow Thistle (horrible), Yellowflower pepperweed, yellowspine thistle.

*annual or perennial]

[Option 2 for Weed List Display: Column form]

[Weed List

[KILLS] [CONTROLS] MOST COMMON [TOUGH] WEEDS INCLUDING:

alder	Black medick	Catsear (catsear dandelion, false dandelion, spotted and common catsear)
Alfalfa (Lucerne)	Black mustard	Chamber bitter
Alpine aster	black willow	chamise
Alsike Clover	Blackberry	Chickweed (Common chickweed)
alyce clover	Blackberry elder	Chicory
American black elderberry	Black-eyed Susan	Chinese yarrow (Siberian yarrow)
American elm (White elm)	Blackseed plantain	Chinkapin oak
American hazel	Blessed thistle	choke cherry
American persimmon (Common persimmon)	Bloodflower (Tropical milkweed, Mexican butterfly weed)	coffebean
American speedwell (American brooklime)	Blue ash	coffeeweed (Colorado River-hemp)
American yellowrocket	Blue elderberry	common burdock
amur honeysuckle	Blue lettuce	Common cinquefoil (Oldfield cinquefoil)
Annual knawel (German knotweed)	Blue Mustard	Common cocklebur (Rough cocklebur, Large cocklebur)
Annual nettle (Dwarf nettle)	blue toadflax	Common Dandelion
Annual rape (Wild rape)	Blue vervain	common groundsel
Annual Sowthistle (common sowthistle, milk sowthistle)	Blue woodsorrel	Common hawkweed (Yellow hawkweed)
Annual trampweed	Blunt-leaved milkweed (Clasping milkweed)	Common hawthorn
Annual wild geranium (Spotted geranium, wood geranium, Cranesbill)	box elder	Common honeysuckle (Woodbine)
annual yellow sweet clover	Bracted plantain	Common iceplant
arkansas rose	Brambles	common knapweed
Artichoke thistle	Brass buttons	Common knotgrass (Knotweed)
asiatic pennywort	Brazil Pusley	Common Lespedeza
Asiatic witchweed	brazilian pepper	Common lupine
Atlantic white cedar (Southern white cedar)	Bristly Mallow	Common mallow (Alkali mallow, buttonweed, cheeseweed, dwarf mallow)
Austrian fieldcress	Bristly oxtongue	common mullein
Ball Mustard	Broadleaf knotweed	Common primrose (English primrose)
Bedstraw	Broad-leaved dock	Common Purslane
Beggarweed (Creeping beggarweed)	Broomweed	common ragweed
big leaf maple	buckwheat	Common salsify (Goatsbeard)
Bigroot Morningglory	Bulbous buttercup	Common snowberry
Bigtooth aspen (American aspen, White poplar)	Bull mallow (French mallow)	Common Speedwell
Bi-lobed Speedwell (Twolobe speedwell)	bull nettle	Common sunflower
bindweed (wild morningglory)	bull thistle	common tarweed
Bird vetch	Bur oak	Common thistle (Bull thistle)
bitter sneezeweed	burclover	Common yellow woodsorrel (Yellow woodsorrel, Common yellow oxalis)
Bitterweed	Burning nettle (Stinging nettle)	coral bead
Black bent (Redtop)	bushy aster	corn chamomile
Black birch (River birch, Water birch)	bushy buttonweed	
Black cherry	Buttonweed (Rough buttonweed, Poorjoe)	
black cottonwood	California knotweed	
	california rose	
	California wild grape	
	Canada thistle	
	Carolina geranium (wild)	
	Carpetweed	
	catchweed	
	Catchweed bedstraw	
	Catnip	

Corn Speedwell	Flodman Thistle (prairie)	Japanese honeysuckle
Corn spurry	Florida Betony	Jewel milkweed (Pallid milkweed)
coyote brush	florida prickly blackberry	jewelweed
Creeping Buttercup	Florida pusley	Jimsonweed, Devil's Snare
Creeping Woodsorrel	florida yellow woodsorrel	Johnny-Jumpup violet
Crimson Clover	french broom	Kudzu
Cudweed (Purple cudweed)	garden spurge	Ladysthumb Smartweed
Cupid shaving brush	Garden star-of-Bethlehem (Grass lady)	Lamb's quarters (Goosefoot, Pigweed)
Curly dock (Curled dock, Yellow dock, Sour dock)	garlic mustard	lambsquarters
Curly indigo (Sensitive jointvetch)	giant ironweed	Lanceleaf Ragweed
Curlycup gumweed	giant ragweed	lantana
cutleaf evening primrose	Gooseberry	Large Crabgrass (Hairy crabgrass)
Daisy Fleabane (annual)	Gray chickweed (Gray mouse-ear chickweed)	Large Flower Pusley
Dayflower	gray thistle	Late goldenrod (Canada goldenrod)
dead nettle	great burdock	Leafy spurge
Desert wild grape	great ironweed	leafy thistle
Dewberry (Garden dewberry)	Great yellow woodsorrel	Lilac
Dichondra (Carolina ponysfoot)	Ground ivy (Creeping Charlie, Creeping Jenny)	little bittercress
distaff thistle	Groundsel	Little evening primrose (Small sundrops)
Dogbane	Hackberry	Little mallow (Least mallow)
Dogfennel	Hairy Beggarticks	locust
Dollarweed (Manyflower marshpennywort)	Hairy Bittercress	London rocket
Doveweed	hairy buttercup	mackenize willow
drummonds thistle	Hairy fleabane	madrone
elk thistle	Hairy Galinsoga	Marcela
English Daisy	Hairy Vetch (Fodder vetch, Winter vetch)	marshelder
Eucalyptus (Bluegum, Tasmanian bluegum, Southern blue-gum)	Hairy-pitted stork's bill	Matchweed
evergreen blackberry	Healall	mayweed (stinking chamomile)
fall dandelion	Heartleaf drymary	Meadow Hawkweed
false flax	Heartleaf nettle	meadow thistle
False sunflower	Heath Aster (White Heath Aster)	Mesquite (Honey mesquite)
fennel	Hedge mustard	Mexican Morningglory
Field bindweed (*morningglory & creeping jenny)	Hemp	Mexicanweed (Mexican fireweed, Kochia)
Field burrweed (lawn burrweed, common soliva, spurweed)	hemp sesbania	mimosa
Field horsetail (Common horsetail, Mare's tail)	henbit	Mock strawberry
Field mouse-ear (Field chickweed)	himalayan blackberry	Mojave stinkweed
Field oxeye-daisy (creeping oxeye, oxeye daisy)	Hoary cress	Moneywort
field pansy	Hoary plantain	Mountain bush honeysuckle
field pennycress (French weed)	Hoary vervain	Mountain woodsorrel (Wood shamrock)
Field pepperweed (Field pepperwort)	Hop Clover	Mouse-ear Chickweed
field violet	horsenettle	Mouseear hawkweed
Flatwoods plum (Sloe plum)	horseradish	Mugwort
flix weed	horseweed/marestail	Multiflora rose
	Illinois woodsorrel	Musk thistle
	Indian Mock Strawberry	Narrowed-leaved willow
	Indian Mustard	narrowleaf cudweed
	Innocence (Blue-eyed Mary)	
	italian thistle	
	Ivyleaf Morningglory	
	Ivyleaf Speedwell	

narrowleaf plantain (English plantain, buckhorn)	Purple cudweed (annual purple cudweed, perennial purple cudweed)	Slender Bush Clover (Slender lespedeza)
nightshade (silverleaf)	purple deadnettle	Slender plantain
Northern Bedstraw	Purple milkweed	Slender Speedwell
Northern bush honeysuckle	Purple milvetch (Purple loco, Field milkvetch)	Slender stinkweed
Northern pin oak	Purple nutsedge (Purple nutgrass)	slender-flower thistle
oakleaf fleabane	Purslane Speedwell	smallflower buttercup
Old world diamond flower (Oldenlandia, Flattop Mille Graines)	quaking aspen	Smallflower galinsoga
Orange hawkweed	Rabbit Foot Clover	Small-flowered winter-cress
Oriental cocklebur	Raspberry (Wild black raspberry)	Smooth Bedstraw (Crosswort)
Pale Smartweed	Red alder	Smooth Beggarticks
Parsley-piert (Slender parsely-piert)	red clover	smooth cat's ear
Parsnip (Wild parsnip)	Red maple (Water maple, Soft maple)	Smooth chaff-flower
Pearlwort (Bird's-eye pearlwort)	Red Morning glory	Smooth Crabgrass
Pennsylvania cinquefoil (Prairie cinquefoil)	Red sorrel (Sheep's sorrel)	Smooth dock
Pennsylvania smartweed	redroot	smooth pigweed
Pepperweed (Perennial pepperweed)	Redroot Pigweed	sneezeweed
pigweed	Red-seeded Dandelion	Snow Speedwell
Pin oak (Swamp Spanish oak)	Redstem filaree	Sorrel
Pineappleweed	Redweed	Southern bush honeysuckle
Pineywoods bedstraw (Wood bedstraw)	Redwood sorrel (Oregon oxalis)	Southern Crabgrass
plains coreopsis (tickseed)	Rough cinquefoil	Southern wild rose (Virginia rose, Common wild rose)
plantain (broadleaf plantain, greater plantain, common plantain)	Rough fleabane	Spanish needles
Platte Thistle	Rough horsetail (Scouringrush horsetail)	spatterdock
plumeless thistle	Russian pigweed	Spiny amaranth
poison hemlock	Russian thistle	Spiny cocklebur
Poison Ivy	Sage	Spiny sowthistle
Poison Oak	Sagebrush	spotted knapweed
Poison Sumac	salmonberry	Spotted locoweed (Freckled milkvetch)
Pokeweed	saltcedar	spotted spurge
Port Orford cedar (Lawson cypress)	Sassafras (White sassafras, Red sassafras, Silky sassafras)	sprawling horseweed
povertyweed	Scarlet pimpernel	st. johnswort
Prairie sunflower	scotch broom	Sticky Chickweed (Stick mouse-ear chickweed)
Prickly lettuce (compass plant)	Scotch thistle (Cotton thistle)	Stiff goldenrod (stiff-leaved goldenrod)
Prickly sida	scouler's willow	Strawberry Clover
Prostrate knotweed	Shepherd's purse	swamp smartweed
Prostrate pigweed	shiny cudweed	Sweet goldenrod
prostrate spurge	Shortawn foxtail (Orange foxtail)	Sweet gum (American sweetgum)
Prostrate Verbain	Shortstalk stinkweed	swinecress
prostrate vervain	showy evening primrose	Tall Beggarticks
Puncture vine (Goat's-head)	Showy goldenrod	Tall milkweed (Poke milkweed)
Purple Amaranth	Showy tick-trefoil (Canadian tick-trefoil, Canada tickclover)	Tall Morning glory (Common morning-glory)
Purple Aster	Silver ponysfoot (Silver nickel vine)	Tall nettle
	Skunkbush sumac	tall thistle
	Slender Amaranth	Tall vervain
		Tanoak (Tanbark-oak)
		tansy mustard
		tansy ragwort

Tanweed (Water knotweed,
Water smartweed)
teaweed
Texas filaree
thimbleberry
three flower beggarweed
Thymeleaf Speedwell
toadflax (common toadflax,
yellow toadflax)
Tooth-leaved croton (tropic
croton, sand croton)
trailing blackberry
trailing crownvetch
tree tobacco
Trumpet creeper (Trumpet vine,
Cow itch vine, Hummingbird
Vine)
Tufted evening primrose
(Fragrant evening primrose)
tufted knotweed
tumble mustard
Tumble pigweed
velvetleaf
Venice mallow
Vetch (Common vetch, Garden
vetch))
vine maple
Violet Woodsorrel
Virginia buttonweed
Virginia creeper
Virginia pepperweed
(Peppergrass)
Virginia winged rockcress
wandering cudweed

Water pennywort (Floating
marshpennywort)
Wavyleaf Thistle (Gray thistle)
Western clematis
Western Ragweed
Western salsify (Goatsbeard)
White ash (American ash)
White Clover (*Dutch clover,
honeysuckle clover, white trefoil,
& purplewort)
White mustard
White Prairie Aster
White Sweet Clover (White
Melilot)
Whitestem Filaree
whitetop
Wild Blackberry (Thornless
blackberry)
Wild buckwheat
wild carrot
Wild cherry
wild four-o'clock
Wild garlic (Wild onion)
Wild honeysuckle (Tartarian
honeysuckle)
Wild lettuce
Wild marigold (Roundleaf
marigold, Southern marigold)
wild morningglory (hedge
bindweed)
Wild plum (American plum)
Wild radish
wild rose (prickly wild rose))
Wild strawberry

Wild sweet potato
Wild vetch
Wild Violet
Willow-leaved poplar (Narrowleaf
cottonwood)
Winter speedwell (Persian
speedwell)
Wood Nettle
Woolly croton (Hogwort,
Goatweed)
Woolly morning glory
Woolly plantain
woollyleaf bursage
Wooly burdock (downy burdock)
Wooly locoweed
Wormseed
Wormseed Mustard
Wreath goldenrod (Woodland
goldenrod)
Wrinkleleaf goldenrod (Rough-
stemmed goldenrod)
Yarrow (Common yarrow)
Yellow birch (Golden birch)
Yellow rocket (Winter cress,
Bitter Wintercress, Wild Mustard)
yellow starthistle
Yellow sundrops (Shrubby
evening primrose)
Yellow Sweet Clover (Yellow
melilot, ribbed melilot, common
mellilot)
Yellow Thistle (horrible)
Yellowflower pepperweed
yellowspine thistle

*annual or perennial]