



UNITED STATES ENVIRONMENTAL PROTECTION AGENCY  
WASHINGTON, DC 20460

OFFICE OF CHEMICAL SAFETY  
AND POLLUTION PREVENTION

June 5, 2023

Michael Sarli  
Sr. Director Regulatory  
Chemsico, a Division of United Industries, Corp.  
P.O. Box 142642  
St. Louis, MO 63114

Subject: Notification per PRN 98-10 – Multiple Changes, Including the Addition of a “What to Expect” Section on Page 3 of the Label  
Product Name: EH-1460 Herbicide  
EPA Registration Number: 9688-268  
Application Date: December 21, 2022  
Decision Number: 589990

Dear Mr. Sarli:

The Agency is in receipt of your Application for Pesticide Notification under Pesticide Registration Notice (PRN) 98-10 for the above referenced product. The Registration Division (RD) has conducted a review of this request for its applicability under PRN 98-10 and finds that the action requested falls within the scope of PRN 98-10. The label submitted with the application has been stamped “Notification” and will be placed in our records.

Should you wish to add/retain a reference to the company’s website on your label, then please be aware that the website becomes labeling under the Federal Insecticide Fungicide and Rodenticide Act and is subject to review by the Agency. If the website is false or misleading, the product would be misbranded and unlawful to sell or distribute under FIFRA section 12(a)(1)(E). 40 CFR 156.10(a)(5) list examples of statements EPA may consider false or misleading. In addition, regardless of whether a website is referenced on your product’s label, claims made on the website may not substantially differ from those claims approved through the registration process. Therefore, should the Agency find or if it is brought to our attention that a website contains false or misleading statements or claims substantially differing from the EPA approved registration, the website will be referred to the EPA’s Office of Enforcement and Compliance.

If you have any questions, you may contact Margaret Hathaway at (202) 566-2730 or by email at [hathaway.margaret@epa.gov](mailto:hathaway.margaret@epa.gov).

Sincerely,

A handwritten signature in cursive script that reads "Mindy Ondish".

Mindy Ondish  
Product Manager 23  
Herbicide Branch  
Registration Division (7505T)  
Office of Pesticide Programs

**EH-1460 HERBICIDE**

**ACTIVE INGREDIENTS:**

2,4-D, dimethylamine salt .....	3.74%
Quinclorac.....	1.79%
Dicamba, dimethylamine salt.....	0.43%
Sulfentrazone.....	0.22%
<b>OTHER INGREDIENTS:.....</b>	<b>93.82%</b>
<b>TOTAL</b>	<b>100.00%</b>

**THIS PRODUCT CONTAINS:**

- 0.264 lb. 2,4-dichlorophenoxyacetic acid equivalent per gallon or 3.11%
  - 0.152 lb. 3,7-dichloro-8-quinolinecarboxylic acid per gallon or 1.79%
  - 0.030 lb. 3,6-dichloro-o-anisic acid equivalent per gallon or 0.36%
  - 0.019 lb. N-[2,4-dichloro-5-[4-(difluoromethyl)-4,5-dihydro-3-methyl-5-oxo-1H-1,2,4-triazol-1-yl]phenyl]methanesulfonamide per gallon or 0.22%
- Isomer Specific by AOAC Method.

{NOTE: If the design, format, or small size of the container labels makes it impractical to present the entire ingredient statement on the front panel, then we ask to add a referral statement and present the substatement on the back panel: See back panel for substatement of ingredient statement.}

**KEEP OUT OF REACH OF CHILDREN**

**CAUTION**

See back panel for additional Precautionary Statements

**NET CONTENTS: [16 Fl Oz] [32 Fl Oz] [1 Quart], [40 Fl Oz] [64 Fl Oz] [1/2 Gallon]**

**NOTIFICATION**

9688-268

The applicant has certified that no changes, other than those reported to the Agency have been made to the labeling. The Agency acknowledges this notification by letter dated:

06/05/2023

**STOP! READ ENTIRE LABEL BEFORE USING****PRECAUTIONARY STATEMENTS****Hazards to Humans and Domestic Animals**

**CAUTION:** Causes moderate eye irritation. Avoid contact with eyes or clothing. Harmful if swallowed. When using this product, wear long-sleeved shirt, long pants, socks, shoes and rubber gloves.

Wash thoroughly with soap and water after handling. After using this product, rinse gloves before removing, remove clothing and launder separately before reuse, and promptly and thoroughly wash hands and exposed skin with soap and water. Remove saturated clothing as soon as possible and shower.

**First Aid**

<b>If in eyes:</b>	<ul style="list-style-type: none"> <li>• Hold eye open and rinse slowly and gently with water for 15-20 minutes.</li> <li>• Remove contact lenses, if present, after the first five minutes, then continue rinsing eye.</li> <li>• Call a Poison Control center or doctor for treatment advice.</li> </ul>
<b>If swallowed:</b>	<ul style="list-style-type: none"> <li>• Call a Poison Control center or doctor immediately for treatment advice.</li> <li>• Have person sip a glass of water if able to swallow.</li> <li>• Do not induce vomiting unless told to by a Poison Control center or doctor.</li> <li>• Do not give anything to an unconscious person.</li> </ul>
Have the product container or label with you when calling a Poison Control center or doctor or going for treatment. You may also contact [1-800-332-5553] [1-800-917-5438] for emergency medical treatment advice.	

**Environmental Hazards**

This pesticide is toxic to fish and aquatic invertebrates. Drift and runoff may be hazardous to aquatic organisms in water adjacent to treated areas. To protect the environment, do not allow pesticide to enter or run off into storm drains, drainage ditches, gutters or surface waters. Applying this product in calm weather when rain is not predicted for the next 24 hours will help to ensure that wind or rain does not blow or wash pesticide off the treatment area. Rinsing application equipment over the treated area will help avoid run off to water bodies or drainage systems.

**PHYSICAL AND CHEMICAL HAZARDS**

**Combustible.** Do not use or store near heat or open flame.

**DIRECTIONS FOR USE**

It is a violation of Federal law to use this product in a manner inconsistent with its labeling. *For outdoor residential use only.*

**Restrictions**

Do not apply this product in a way that will contact any person or pet, either directly or through drift. Keep people and pets out of the area during application. Do not allow people or pets to enter the treated area until sprays have dried. Do not exceed more than 0.375 lb Sulfentrazone/A per year. Do not treat when daytime temperatures exceed 90°F as damage to grass may occur. Application at rates above specified on this label may cause injury to turfgrass. Do not apply this product to food crops (gardens and vegetables), forage crops, or ornamental plants including flowers, trees, shrubs, hedges, woody ornamentals, groundcovers established in landscape plantings and other nontarget plants. Do not spray exposed roots of ornamentals and trees.

Do not use EH-1460 Herbicide on lawns containing bentgrass, St Augustine, bahiagrass, centipedegrass, carpetgrass. Also, do not use on dichondra, or lawns with desirable clovers or legumes. Do not use on vegetable gardens, fruits, or ornamentals (flowers, trees, groundcovers, hedges, landscape/flower beds and shrubs)

*Optional Statements for New York State:* [Not for Sale, Sale Into, Distribution and/or Use in Nassau and Suffolk Counties of New York State.] [For spot treatment only in New York State.]

**Where to Use:**

This product is intended for use by homeowners on residential lawns. Only apply this product to the following species of turfgrass:

Cool season turfgrass: Kentucky bluegrass, Perennial ryegrass, Fescue., including tall, red and fine leaf fescues

Warm season turfgrass: Bermudagrass<sup>1</sup>, Zoysiagrass<sup>2</sup> and Buffalograss

<sup>1</sup>Application to bermudagrass may cause temporary yellowing or discoloration but full recovery can be expected. Do not apply to bermudagrass when daytime temperatures exceed 90° F.

<sup>2</sup>Do not apply to Zoysiagrass just emerging from dormancy as it may result in lawn damage.

### When to Use<sup>†</sup>:

Apply when daytime temperatures are between 45° and 90°F.

SPRING: Spray when broadleaf weeds are young and actively growing with adequate soil moisture for best results.

FALL: Spray when broadleaf weeds are young and actively growing with adequate soil moisture for best results. Fall applications will control weeds that may otherwise go dormant through the winter and resprout the following spring.

For heavy grass weed pressure, apply a second application at the same rate, 14 days after the first application.

### What to Expect: [†]

EXPECTED VISUAL SYMPTOMS: Leaves yellowing/browning, then curling, twisting, wilting and shriveling. [†]

[†Visual symptoms and time to kill [will] depend on weed type [Alternate for if weed list is displayed on the label: listed weed type], temperature and application rate.]

*{Note to Reviewer: Only one of the options for specific timing will appear on the label.}*

*{Option 1}{Optional additional text for more specific timing for grass weeds}*

#### **CRABGRASS (LARGE AND SMOOTH):**

**Spring and early summer:** For the best results, apply this product from crabgrass emergence until the 6 leaf stage (2 tillers) or before the crabgrass is 3 to 4 inches tall. This period begins the first time that you can see crabgrass in your lawn. Use two applications at the same rate with a 14-day interval for dense populations.

#### **FOXTAIL (GREEN GIANT AND YELLOW):**

**Spring and early summer:** For the best results, apply this product to foxtail during the early growth stages or when foxtail is 1 to 4 inches tall. Use two applications at the same rate with a 14-day interval for dense populations.

#### **YELLOW NUTSEDGE:**

**Early summer:** Two applications of this product are required when the yellow nutsedge plants are 3 to 6 inches tall. Apply the second application at the same rate at 14 days later.

#### **BROADLEAF WEEDS:**

**Spring:** Apply when **dandelion, plantain, buttercup, speedwell, knotweed** and other broadleaf weeds are young and actively growing with adequate soil moisture for best results.

**Fall:** Apply when **henbit, chickweed, white clover, ground ivy, lawn burweed** and other broadleaf weeds are young and actively growing with adequate soil moisture for best results.

*{Option 2}{Optional additional text for more specific timing for grass weeds}*

#### **[SPRING AND EARLY SUMMER:**

Crabgrass (large and smooth): Apply this product from crabgrass emergence until the 6 leaf stage (2 tillers) or when the crabgrass is 3 to 4 inches tall. This period begins the first time that you can see crabgrass in your lawn. Use two applications with a 14-day interval between applications for dense populations.

Foxtail (green, giant and yellow): Apply this product to foxtail during the early growth stages or when the foxtail is 1 to 4 inches tall. Use two applications with a 14-day interval between applications for dense populations.

Yellow nutsedge: Two applications are required when the yellow nutsedge plants are 3 to 6 inches tall. The second application should follow the first application 14 days later.

Dandelion, plantain, buttercup, speedwell, knotweed, pennywort (dollarweed) and other broadleaf weeds: Apply when broadleaf weeds are young and actively growing with adequate soil moisture. Use two applications with a 30-day interval between applications.

#### **FALL:**

Henbit, chickweed, white clover, ground ivy, lawn burweed, pearlwort, Carolina geranium and other broadleaf weeds: Apply when broadleaf weeds are young and actively growing with adequate soil moisture for best results.]

#### **How Much to Use:**

See the following table for calculating the correct amount of product to use for the area to be treated.

The maximum application rate is 6.5 fl. oz. of product per 1,000 sq.ft. per application (0.6 lb 2,4-D acid equivalent per acre per application).

The maximum number of broadcast applications is limited to 2 per year.

The maximum seasonal rate is 13.0 fl. oz. of product per 1,000 sq.ft. (1.2 lbs 2,4-D acid equivalent per acre), excluding spot treatments.







**MEASUREMENT CALCULATIONS:** Total lawn area in square feet = length x width.


**EQUAL MEASURES:**

1 fl. oz. = 2 Tablespoons = 6 Teaspoons (tsp.)  
 2 fl. oz. = 4 Tablespoons  
 4 fl. oz. = 1/2 cup;                      16 fl. oz. = 1 pint;  
 8 fl. oz. = 1 cup;                         32 fl. oz. = 1 quart

**{OPTION 1: Squeeze & Measure Bottle w/ Tamper Evident Tab}**






[AccuMeasure] Directions for Use

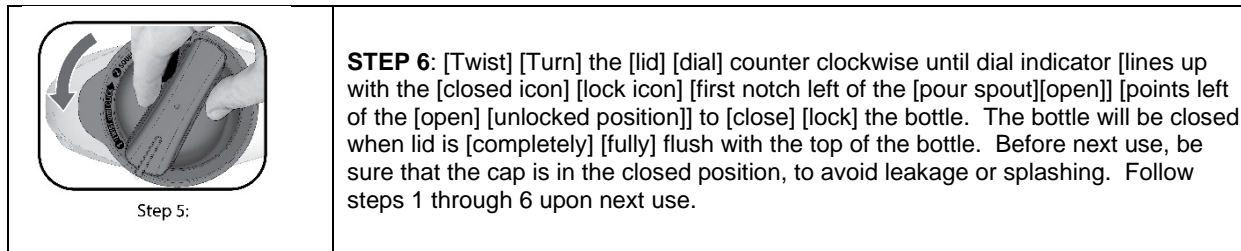
 <p>Remove Tab</p>	<p><b>FOR INITIAL USE:</b> Remove and discard the [tamper evident] [safety] [lock] tab [marked with 'REMOVE'] at the top of the measuring cup's lid.</p>
 <p>Shake Before Use</p>	<p><b>STEP 1: [SHAKE BEFORE USE:</b> Before using, shake the contents of bottle well, while in the [closed] [locked] position. Failure to properly close bottle may result in leakage or splashing.]</p> <p><i>{Graphic depiction and corresponding text are an optional. Cannot use of text without graphic depiction or vice versa}</i></p>
 <p>Step 1:</p>	<p><b>STEP 2:</b> Determine the amount of product to measure as indicated in the [Mixing Instructions] [directions]. [Twist] [turn] the [lid] [dial] clockwise to the [open] [unlocked] position. The measuring cup is in the [open] [unlocked] position when dial indicator lines up with the [pour spout] [[open] [unlocked] marking on the side of the measuring cup] [open padlock icon] [and] [you hear a click].</p>
 <p>Step 2:</p>	<p><b>STEP 3:</b> [Place the bottle on a flat surface], [gripping] [holding] the [lid] [nob] [dial] on the top of the bottle.] [With the bottle placed on a flat surface] [place both hands on the sides of the bottle and] squeeze the bottle to fill the measuring cup. Stop squeezing when the fluid level reaches the designated measurement line.</p>
 <p>Step 3:</p>	<p><b>STEP 4:</b> [In case of over measurement,] excess fluid can be drained back into the bottle. To drain, [twist] [turn] the [lid] [dial] clockwise from the [open] [unlocked] position until [you hear a click] [the dial indicator lines up with [the] [drain] [notch] [tab] [divot] [marking] [on side of cup]]. Fluid [may] [will] drain back slowly. To speed up the draining process, gently squeeze the bottle to [purge] [burp] out the air.</p>
 <p>Step 4:</p>	<p><b>STEP 5:</b> Pour the fluid into a clean [concentrate] [tank] sprayer. The measuring cup is in the [open] [unlocked] position when dial indicator lines up with the [pour spout] [[open] [unlocked] marking on the side of the measuring cup]] [open padlock icon] [and] [you hear a click]]. Fluid can only be poured when the measuring cup is in the [open] [unlocked] position.</p>

 <p>Step 5:</p>	<p><b>STEP 6:</b> [Twist] [Turn] the [lid] [dial] counter clockwise until dial indicator [lines up with the [closed icon] [lock icon] [first notch left of the [pour spout][open]] [points left of the [open] [unlocked position]]] to [close] [lock] the bottle. The bottle will be closed when lid is [completely] [fully] flush with the top of the bottle. Before next use, be sure that the cap is in the closed position, to avoid leakage or splashing. Follow steps 1 through 6 upon next use.</p>
--------------------------------------------------------------------------------------------------	------------------------------------------------------------------------------------------------------------------------------------------------------------------------------------------------------------------------------------------------------------------------------------------------------------------------------------------------------------------------------------------------------------------------------------------------------------------------------------------------------------

**{OPTION 2: Squeeze & Measure Bottle w/o Tamper Evident Tab}**

[AccuMeasure] Directions for Use

 <p>Shake Before Use</p>	<p><b>STEP 1 [SHAKE BEFORE USE:</b> Before using, shake the contents of bottle well, while in the [closed] [locked] position. Failure to properly close bottle may result in leakage or splashing.]</p> <p><i>{Graphic depiction and corresponding text are optional. Cannot use text without graphic depiction or vice versa}</i></p>
 <p>Step 1:</p>	<p><b>STEP 2:</b> Determine the amount of product to measure as indicated in the [Mixing Instructions] [directions]. [Twist] [turn] the [lid] [dial] clockwise to the [open] [unlocked] position. The measuring cup is in the [open] [unlocked] position when dial indicator lines up with the [pour spout] [[open] [unlocked] marking on the side of the measuring cup] [open padlock icon] [and] [you hear a click].</p>
 <p>Step 2:</p>	<p><b>STEP 3:</b> [Place the bottle on a flat surface], [gripping] [holding] the [lid] [nob] [dial] on the top of the bottle.] [With the bottle placed on a flat surface] [place both hands on the sides of the bottle and] squeeze the bottle to fill the measuring cup. Stop squeezing when the fluid level reaches the designated measurement line.</p>
 <p>Step 3:</p>	<p><b>STEP 4:</b> [In case of over measurement,] excess fluid can be drained back into the bottle. To drain, [twist] [turn] the [lid] [dial] clockwise from the [open] [unlocked] position until [you hear a click] [the dial indicator lines up with [the] [drain] [notch] [tab] [divot] [marking] [on side of cup]]. Fluid [may] [will] drain back slowly. To speed up the draining process, gently squeeze the bottle to [purge] [burp] out the air.</p>
 <p>Step 4:</p>	<p><b>STEP 5:</b> Pour the fluid into a clean [concentrate] [tank] sprayer. The measuring cup is in the [open] [unlocked] position when dial indicator lines up with the [pour spout] [[open] [unlocked] marking on the side of the measuring cup]] [open padlock icon] [and] [you hear a click]]. Fluid can only be poured when the measuring cup is in the [open] [unlocked] position.</p>



{Note to Reviewer: Only one of the options for Spot Treatment will appear on the label.}

{Option 1}

**SPOT TREATMENT:** To treat small areas or individual weeds use a pressure sprayer for better control. Do not use a hose-end sprayer for Spot Treatments. Mix the indicated amount of product listed below with 1 [Alternate: one] gallon of water for each 500 sq ft to be treated. *Shake well before spraying.* Spray the target weeds thoroughly. [Optional Statement: Nozzle adjustments may be necessary to deliver small spray droplets to the target weeds for uniform coverage.]

{Option 2}

**SPOT TREATMENT:** Do not use a hose-end sprayer to spot treat. To spray small areas or individual weeds, use a pressure sprayer for better control. Mix the indicated amount of product listed below. *Shake well before spraying.* Be certain to wet each weed.

Amount of product to be diluted in 1 [Alternate: one] gallon of water required to treat 500 sq ft of lawn with pressure sprayers: Kentucky bluegrass, Fescue spp., Perennial ryegrass, Zoysiagrass<sup>1</sup>, Bermudagrass<sup>2</sup> and Buffalograss: 5 fl oz (10 tablespoons).

{Alternate display in chart form: Chart 1}

Amount of product to be diluted in 1 [Alternate: one] gallon of water required to treat 500 sq ft of lawn with pressure sprayers:

Turfgrass	Amount of Product Fl.oz. (Tbsp.)
Kentucky bluegrass, Fescue spp., Perennial ryegrass, Zoysiagrass <sup>1</sup> , Bermudagrass <sup>2</sup> and Buffalograss	5.0 fl.oz. or 10 Tablespoons (Tbs.)

{Note to Reviewer: This language is to be used with either the paragraph form or the chart form display.}

<sup>1</sup>Do not apply to Zoysiagrass just emerging from dormancy as it may result in lawn damage.

<sup>2</sup>Application to bermudagrass may cause temporary yellowing or discoloration but full recovery can be expected. Do not apply to bermudagrass when daytime temperatures exceed 90° F.

## ENTIRE LAWN TREATMENTS

{Optional statement: Three easy steps to mix and apply with hand-operated sprayers:}

1. Calculate [Alternate: Measure] the total lawn area to be treated. This is done by multiplying the length of the area by the width to obtain total square feet. Prepare only enough spray solution to treat the area calculated.
2. Prepare the spray mixture according to Table 1 [the chart] [the chart below] [the following chart]. Carefully measure the proper amount of product to treat 1000 sq ft. If more or less than 1000 sq ft is to be treated, adjust the amount of product accordingly.
3. Shake the spray solution before and during application. Use a spray pattern that gives small droplets without any fine mist.

{Option 1: Pressure [Tank] Sprayers}

### [Broadcast Treatments:][Pressure Sprayers]

Amount of product to be diluted in 1 [Alternate: one] gallon of water required to treat 1000 sq ft of lawn with pressure sprayers:

Kentucky bluegrass, Fescue spp., Perennial ryegrass, Zoysiagrass<sup>1</sup>, Bermudagrass<sup>2</sup> and Buffalograss: 6.4fl oz

<sup>1</sup>Do not apply to Zoysiagrass just emerging from dormancy as it may result in lawn damage.

<sup>2</sup>Application to bermudagrass may cause temporary yellowing or discoloration but full recovery can be expected. Do not apply to bermudagrass when daytime temperatures exceed 90° F.

[Optional Additional Coverage Statement: Use 12.8fl oz to treat 2,000 sq ft or 32 fl oz to treat 5,000 sq ft.]

{Alternate display in chart form: Chart 2}

Amount of product to be diluted in 1 [Alternate: one] gallon of water required to treat 1000 sq ft of lawn with pressure sprayers:

<b>Turfgrass</b>	<b>Amount of Product</b>
Kentucky bluegrass Fescue spp. Perennial ryegrass, Zoysiagrass <sup>1</sup> , Bermudagrass <sup>2</sup> and Buffalograss	6.4 fl oz
<sup>1</sup> Do not apply to Zoysiagrass just emerging from dormancy as it may result in lawn damage. <sup>2</sup> Application to bermudagrass may cause temporary yellowing or discoloration but full recovery can be expected. Do not apply to bermudagrass when daytime temperatures exceed 90° F..	

[Optional Additional Coverage Statement: Use 12.8fl oz to treat 2,000 sq ft or 32 fl oz to treat 5,000 sq ft.]

**[Option 2: Dial-In hose-end sprayers with no pre-mixing]**

- From the table [Alternate: chart; Chart 3] [below] [the following chart], determine amount of product to be applied for each 1,000 sq ft of lawn.
- Fill sprayer jar with enough concentrate to cover area to be treated. Do not add water to the sprayer jar.
- Set dial on sprayer to the "Rate per Gallon" setting from the Table [Alternate: chart; Chart 3] [below] [the following chart].
- Attach sprayer to garden hose. Extend hose to the farthest area of lawn to be treated and work back toward faucet so that you do not walk over treated areas. Apply evenly to lawn.
- Unused product can be returned to the original container when completed.

**[Chart 3]**

<b>Turfgrass</b>	<b>Dial Settings [Alternate: Rate per Gallon]</b>	<b>Amount of product applied per 1,000 sq ft<sup>3</sup></b>
Kentucky bluegrass, Fescue spp., Perennial ryegrass, Zoysiagrass <sup>1</sup> and Bermudagrass <sup>2</sup> and Buffalograss	5 Tablespoons or 15 teaspoons or 2.5 fl. oz	6.4 fl. oz.

<sup>1</sup>Do not apply to Zoysiagrass just emerging from dormancy as it may result in lawn damage.

<sup>2</sup>Application to bermudagrass may cause temporary yellowing or discoloration but full recovery can be expected. Do not apply to bermudagrass when daytime temperatures exceed 90° F.

<sup>3</sup> This assumes the sprayer delivers approximately 2.5 gallons per 1,000 sq ft sprayed.

EXAMPLE: For Kentucky bluegrass: To treat 3,000 sq ft of lawn, measure 20 fl.oz. of product into sprayer jar. Do not add water. **Set dial on 5 Tablespoons (Tbs.) or 15 Teaspoons (tsp.)** and apply uniformly on 3,000 sq.ft. of turfgrass. [Optional statements: Check the directions you received when you purchased your sprayer for further details on the proper use of your dial sprayer. Directions are calculated assuming hose-end sprayer is used to spray about 2 gallon of water/product mixture per 1,000 sq ft.]

**{Option 3: For concentrate plus water sprayers or hose-end sprayers with pre-mixing}**

For sprayers that require the addition of water as well as concentrate prior to application [Alternate: treating]:

- From the table [Alternate: chart; Chart 4] [below] [the following chart], determine amount of product to be applied for each 1,000 sq ft of lawn.
- Pour concentrate [Alternate: product] into sprayer jar to the required "fl oz" level.
- Add the appropriate amount of water to the "gals." Level. Replace sprayer top on jar and shake well before spraying.
- Attach sprayer to hose. Extend hose to the farthest area of lawn to be treated and work back toward faucet so that you do not walk over treated areas. Apply evenly to lawn.

**[Chart 4]**

<b>Area to be treated, Sq.ft.</b>	<b>Kentucky bluegrass, Fescue spp., Perennial ryegrass, Zoysiagrass<sup>1</sup> Bermudagrass<sup>2</sup> and Buffalograss</b>	<b>Gallon mark/level on sprayer jar</b>
1,250 sq. ft.	8 fl. oz.	3 gal.
1,875 sq.ft.	12 fl. oz.	5 gal.
2,500 sq.ft.	16 fl. oz.	6 gal
3,750 sq.ft.	24 fl. oz.	9 gal



<sup>1</sup>Do not apply to Zoysiagrass just emerging from dormancy as it may result in lawn damage.

<sup>2</sup>Application to bermudagrass may cause temporary yellowing or discoloration but full recovery can be expected. Do not apply to bermudagrass when daytime temperatures exceed 90° F.

Example for Kentucky bluegrass: To treat 3,750 sq ft of lawn, pour 24 fl.oz. of product into sprayer jar. Add water to the 9 gallon mark and apply uniformly on 3,750 sq.ft. of turfgrass.

[Check the directions you received when you purchased your sprayer for further details on the proper use of your sprayer.]

{Option 4: Hose-end sprayer instructions version 1}

{Optional Subheadings} **[USING THE READY SPRAY NOZZLE, HOSE END SPRAYER INSTRUCTIONS, HOW TO USE THE [INSERT HOSE END SPRAYER NAME] {or} [DIRECTIONS FOR HOSE END SPRAYER]**

1. Shake container well before using.
2. Connect a garden hose to the sprayer nozzle. Make sure switch is fully forward in the "OFF" position.
3. Turn on water at faucet. Extend hose to the farthest area to be treated and work back toward the faucet so you don't come in contact with the treated area.
4. [Optional Step: Remove safety tab from sprayer's right side by pulling straight out. [[You may] Discard or keep for future re-use.]]
5. To BEGIN spraying, point nozzle toward treatment site and pull switch backwards [with thumb] [with finger] towards hose connection. Water will automatically mix with the product.
6. Spray until wet to control weeds. Walk at a steady pace, working back toward the faucet while spraying using an even sweeping motion, slightly overlapping treated areas. [One quart will treat 5,000 sq. ft. of warm season or cool season grasses.] [Calculate square feet by multiplying length by width.]
7. To STOP spraying, push switch forward [with thumb] [with finger] toward nozzle. Turn water off at faucet. To relieve pressure before removing nozzle from hose, pull switch backwards [with thumb] [with finger] towards hose connection until water stops spraying.
8. To STORE unused product, make sure switch is fully forward in the "OFF" position.
9. [Optional Step: Re-install safety tab into sprayer's right side. With sprayer in the full "OFF" position, push tab into position.]
10. Place in cool area away from heat, sunlight or open flame.

{Option 5: Hose-end sprayer instructions version 2}

{Optional Subheadings:} **[USING THE READY SPRAY NOZZLE, HOSE END SPRAYER INSTRUCTIONS, HOW TO USE THE [INSERT HOSE END SPRAYER NAME] {or} [DIRECTIONS FOR HOSE END SPRAYER]**

1. Shake container well before using.
2. Connect a garden hose to the Ready Spray nozzle. Make sure the dial on the nozzle is in the "OFF" position with the safety tab in the valve notch.
3. Turn on water at faucet. Extend hose to the farthest area to be treated and work back toward the faucet so you don't come in contact with the treated area.
4. To BEGIN spraying, point nozzle toward treatment site [Alternate: area to be treated, lawn] and a) bend the safety tab back (located at right of dial) with your thumb, b) hold while [QUICKLY] turning dial clockwise until it stops. Water will automatically mix with the product.
5. Spray until wet to control listed weeds [Alternate: weeds listed]. Walk at a steady pace while spraying, using an even sweeping motion. [One quart will treat 5,000 sq. ft. of warm season or cool season grasses.] [Calculate square feet by multiplying length by width.] [Refer to site gauge [Alternate: view stripe] to guide coverage [(Example: when bottle is half empty, you should have covered half the area)]].
6. To STOP spraying, [QUICKLY] turn the dial [in the opposite direction of "ON"] [counterclockwise] until it stops and the safety tab engages into the notch [on the valve]. Turn water off at faucet. To relieve pressure before removing nozzle from hose, bend the safety tab back and turn dial "ON" until water stops spraying.
7. To STORE unused product, make sure the dial is in the "OFF" position with the safety tab in the valve notch.
8. Place in cool area away from heat, sunlight or open flame.

[Chart 5]

Turfgrass	Total Treated Area for 1 quart (32 fl. oz.) sprayer	Amount of Herbicide applied per 1,000 sq. ft.
Kentucky bluegrass, Fescue spp., Perennial ryegrass, Zoysiagrass <sup>1</sup> Bermudagrass <sup>2</sup> and Buffalograss	5,000 sq.ft.	6.4 fl. oz.

<sup>1</sup>Do not apply to Zoysiagrass just emerging from dormancy as it may result in lawn damage.

<sup>2</sup>Application to bermudagrass may cause temporary yellowing or discoloration but full recovery can be expected. Do not apply to bermudagrass when daytime temperatures exceed 90° F.

{Note to Reviewer: Only one of the options for use tips will appear on the label.}

{Option 1}

**{Optional Use Tips}**

**[Use Tips:]**

- Adequate moisture and mild environmental conditions enhance the performance of EH-1460 Herbicide. Applications should be made to actively growing weeds. Apply when daytime temperatures are between 40° and 90°F. Avoid applications of this product when turfgrasses are under stress since injury may result.
- **For newly seeded areas:** Do not apply within 4 weeks after seedling emergence of Kentucky bluegrass, fine fescue blends and perennial ryegrass. Apply this product to newly seeded grasses when well-established (approximately 6 weeks after seedling emergence) or after the third mowing.
- **For newly sodded, sprigged, or plugged areas:** The application of this product to newly sodded, sprigged, or plugged grasses should be delayed until 3 to 4 weeks after the sodding, sprigging, or plugging operations.
- **Seeding:** Turf species listed on this label can be seeded into the treated areas at four (4) weeks after the application of this product.
- **Irrigation:** Do not apply this product immediately before rainfall or irrigation. For best results, do not irrigate or water the turfgrass within 24 hours after application. If dry conditions exist, a scheduled irrigation or watering 24 hours before and 24 hours after application is recommended.
- **Mowing:** Delay mowing 2 days before and until 2 days after the application of this product. Additional stress from low mowing heights may increase the possibility of turf injury. Clippings from the first three mowings should be left on the treated area. Do not use clippings from the treated areas as mulch or compost around flowers, ornamentals, trees, or in vegetable gardens.

{Option 2}

**{Optional Use Tips}**

**[Use Tips:]**

- [Some hard-to-kill listed weeds may require re-treatment. Wait at least 3 weeks between applications—some weeds can take that long to die.]
- [Rainproof—rain or watering 10 minutes after application will not wash away effectiveness.] [If rainfall occurs within 10 minutes of application, the product should be reapplied.]
- [Spray during growing season when weeds are actively growing.]
- [For best results, mow lawn 2 to 3 days before treating weeds.]
- [To avoid risk of lawn injury, do not spray drought-stressed lawns.]
- [Watering immediately after treatment may wash away effectiveness. ]
- [Wait until newly seeded grass is well-established or after the third mowing before applying this product.]
- [Treated areas may be reseeded 3 to 4 weeks after application.]
- [Adjust nozzle to produce a coarse spray. Coarse sprays are less likely to drift. Avoid fine mists.]
- [If certain tough weeds are not dead within 3 weeks, repeat application to [Alternate: in] affected area[s] using spot treatment directions.]
- [Application to zoysia lawns when they are emerging from dormancy in the spring may [Alternate: has the potential to] cause [lawn] damage.]
- [Over application [especially at [daytime temperatures of] 90°F [or higher]] may [Alternate: has the potential to] cause [lawn] damage [Alternate: "burning"].]
- [Application to bermudagrass may [Alternate: has the potential to] cause temporary yellowing [Alternate: [or] discoloration] [when applied at [daytime temperatures of] 90°F [or higher]] but full recovery can be expected.]

## STORAGE AND DISPOSAL

Do not contaminate water, food, or feed by storage and disposal.

**Pesticide Storage:** Store in a cool dry area away from heat or open flame. **Pesticide Disposal and Container Handling:** Nonrefillable container. Do not reuse or refill this container. **If empty:** Place in trash or offer for recycling, if available. **If partly filled:** Call your local solid waste agency for disposal instructions. Never place unused product down any indoor or outdoor drain.

**NOTICE: To the extent consistent with applicable law, buyer assumes all responsibility for safety and use not in accordance with directions.**

**\*\*\*Guaranteed Results:** Guaranteed Results or your money back. If you are not satisfied with this product for any reason, send your written request for a refund to the address below, together with the dated store receipt showing the price you paid. Please allow 6-8 weeks for processing.]

Chemsico, Div. of United Industries Corp.  
P.O. Box 142642

St. Louis, MO 63114-0642

EPA Reg. No. 9688-268

EPA Est. No. 9688-MO-1

©2020

**Optional Marketing Claims for Alternate Label Format****Efficacy Claims**

1. Kills xxx+ {Any number up to 577 not to exceed the weeds listed on the marketed label} listed Weed Types [- Roots and All] [Alternate: Kills xx+ {Any number up to 577 not to exceed the weeds listed on the marketed label} weed types [-Roots and all] as listed]
2. Kills xxx+ {Any number up to 570 not to exceed the weeds listed on the marketed label } listed Weed Types [- Roots and All] [Alternate: Kills xxx+ {Any number up to 570 not to exceed the weeds listed on the marketed label } weed types [-Roots and all] as listed]
3. Kills xxx+ {Any number up to 570} listed Weed Types [- Roots and All] [Alternate: Kills xxx+ {Any number up to 570 not to exceed the weeds listed on the marketed label } weed types [-Roots and all] as listed]
4. Kills xxx {Any number up to 577 not to exceed the weeds listed on the marketed label} listed Weed Types [- Roots and All] [Alternate: Kills xxx+ {Any number up to 570} weed types [-Roots and all] as listed]
5. Kills more than [Alternate: over] xxx {Any number up to 570 not to exceed the weeds listed on the marketed label} Weed Types [- Roots and All] as listed
6. Kills more than [Alternate: over] xxx {Any number up to 570 not to exceed the weeds listed on the marketed label} [- Roots and All] as listed
7. Kills xx+ listed Weeds [including [pick any combination from weed list]]
8. Kills xxx+ {Any number up to 570 not to exceed the weeds listed on the marketed label} listed Weeds [including [pick any combination from weed list]]
9. Kills xxx {Any number up to 577 not to exceed the weeds listed on the marketed label} listed Weeds [including [pick any combination from weed list]]
10. Kills more than [Alternate: over] xxx+ {Any number up to 570 not to exceed the weeds listed on the marketed label} listed Weeds [including [pick any combination from weed list]]
11. Kills xxx+ {Any number up to 570 not to exceed the weeds listed on the marketed label} types of listed weeds [including [pick any combination from weed list]]
12. Kills xxx {Any number up to 577 not to exceed the weeds listed on the marketed label} types of listed weeds [including [pick any combination from weed list]]
13. Kills more than [Alternate: over] xxx+ {Any number up to 570 not to exceed the weeds listed on the marketed label} types of listed weeds [including [pick any combination from weed list]]
14. Kills [Any combination of the following may be displayed on product label: Dandelion, Chickweed, Wild onion, Plantain, Poison ivy and many others as listed.] Weed details on back.
15. Kills all weeds as listed [including [pick any combination from weed list]]
16. Kills all types of listed weeds - [grassy or broadleaf]
17. Kills all listed [major] broadleaf weeds
18. Kills all [major] listed broadleaf weeds
19. Kills broadleaf weeds in lawns [as listed]
20. Kills all major listed broadleaf weeds, roots and all. And [brand name] is formulated to kill only the weeds, not the lawn. Use as directed to kill all major broadleaf weeds in your lawn.
21. Kills dandelion and many other broadleaf weeds as listed
22. Kills all major listed broadleaf weeds [like clover, dandelion, oxalis]
23. Kills [dandelion], [chickweed], [wild onion], [oxalis], [plantain], [poison ivy] [and many others as listed]. [See Weed details on back.]
24. Kills both broadleaf and grassy weeds as listed
25. Kills all types of weeds as listed
26. Kills [Alternate: controls] crabgrass [yellow nutsedge] [foxtail]
27. Kills [Alternate: controls] all types of [lawn] weeds as listed
28. Kills Yellow Nutsedge
29. Kills poison ivy and poison oak
30. Provides listed broadleaf control
31. Controls [Alternate: Kills] clover, dandelion, plantain, chickweed and [other listed broadleaf weeds [Alternate: others as listed]]
32. Clobbers clover
33. clover control [in as little as one week]
34. Controls clover in one week
35. Kills the hard-to-kill broadleaf weeds as listed [like [clover] [dandelion] [oxalis]]

36. Effective Listed [Broadleaf] Weed Protection
37. [EH 1460 Herbicide] controls more than xx troublesome listed weeds including dandelion, clover, plantain and wild onion. It kills even woody weeds like poison ivy and poison oak in both cool season and warm season lawns.
38. Use on Lawns to Kill the Toughest Weeds like Clover and Dandelion.
39. Tough weed killer
40. Effective on all types of hard-to-kill listed weeds
41. *(If there is no weed list on the label)*: Effective on hard-to-kill weeds
42. Kills even the tough[est] listed broadleaf weeds [like clover, dandelion, oxalis]
43. Kills weed roots[!]
44. Kills the root
45. Kills to the root [so listed weeds won't come [grow] back]
46. *(If there is no weed list on the label)*: Kills to the root [so weeds won't come [grow] back]
47. Kills the root[s] [so listed weeds don't come back] [the first time, every time] [guaranteed]
48. *(If there is no weed list on the label)*: Kills the root[s] [so weeds don't come back] [the first time, every time] [guaranteed]
49. Kills the listed weed you see and the root[s] you don't
50. *(If there is no weed list on the label)*: Kills the weed you see and the root[s] you don't
51. Kills tough lawn weeds as listed
52. *(If there is no weed list on the label)*: Kills tough lawn weeds
53. Effective on all listed types of hard-to-kill weeds
54. Tough on weeds. Gentle [easy] on lawns
55. Easy on lawns [grass], tough on weeds!
56. Targets the toughest [stubborn] listed weeds [crabgrass] [yellow nutsedge].
57. Guaranteed\*\*\* Not to Harm Lawns†
58. Guaranteed\*\*\* Not to Harm Your Lawn†
59. Guaranteed\*\*\* to kill listed weeds not the lawn [Alternate for if weed list is not displayed on the label: Guaranteed\*\*\* to kill weeds not the lawn]
60. Guaranteed\*\*\* not to harm the lawn†
61. Won't Harm Lawns†
62. Will not Harm [Your] Lawn[s]†
63. Won't harm your [the] lawn† [guaranteed\*\*\*]
64. Won't harm grass [lawns] [when used as directed]
65. [Only] targets the listed weeds, leaving your lawn [grass] unharmed†
66. [Will Not] [Won't] Harm [Your] [listed] Lawn[s]†
67. Controls the [listed] Weed, but Won't Harm [listed] Lawns†
68. Formulated to kill listed weeds not the lawn† [Alternate for if weed list is not displayed on the label: Formulated to kill weeds not the lawn†]
69. Gentle on lawns [grass], tough on listed weeds! [Alternate for if weed list is not displayed on the label: Gentle on lawns[grass], tough on weeds!]
70. Gentle on lawns [guaranteed\*\*\*]
71. Kills listed weeds, not lawn grasses† [Alternate for if weed list is not displayed on the label: Kills weeds, not lawn grasses†]
72. Kills [down to] the root, [not the lawn]
73. Kills Listed Weeds - [Won't Harm Lawns†] [Alternate for if weed list is not displayed on the label; Kills Weeds - [Won't Harm Lawns†]]
74. Kills listed Weeds Fast [Alternate for if weed list is not displayed on the label; Kills weeds fast]
75. Kills listed Weeds Not Lawns† [Alternate for if weed list is not displayed on the label; Kill weeds not lawns†]
76. Kills the listed weed, but won't harm [listed] lawns† [Alternate for if weed list is not displayed on the label; Kills the weed, but won't harm [listed] lawns†]
77. Kills the listed Weeds, not the Lawn†™ [Alternate for if weed list is not displayed on the label; Kills the Weeds, not the Lawn†™]
78. Kills listed weeds [including crabgrass]- not the lawn† [Alternate for if weed list is not displayed on the label; Kills weeds [including crabgrass]- not the lawn†]
79. Kills listed weeds dead [Alternate for if weed list is not displayed on the label; Kills weeds dead]
80. Kills listed weeds down to the root [not the lawn] [Alternate for if weed list is not displayed on the label; Kills weeds down to the root [not the lawn]]
81. Kills listed weeds in your lawn—won't harm lawn grasses† [Alternate for if weed list is not displayed on the label; Kills weeds in your lawn—won't harm lawn grasses†]
82. Kills listed weeds, roots and all [Alternate for if weed list is not displayed on the label; Kills weeds, roots and all]
83. Kills listed Weeds, Won't Harm Lawns† [Guaranteed\*\*\*] [Alternate for if weed list is not displayed on the label; Kills Weeds, Won't Harm Lawns† [Guaranteed\*\*\*]]
84. Kills listed Weeds—Not Lawn Grasses† [Alternate for if weed list is not displayed on the label; Kills Weeds—Not Lawn Grasses†]
85. Targets listed weeds, leaves grasses [Alternate: the lawn] unharmed† [Alternate for if weed list is not displayed on the label; Targets weeds, leaves grasses [Alternate: the lawn] unharmed†]

†When used as directed

### **Speed Claims**

86. Works fast on [hard-to-kill] listed weeds
87. [Our] fastest formula
88. [Our] fastest lawn weed killer
89. Fast acting [formula]
90. Kills by contact
91. Starts working on contact
92. Starts working immediately
93. See [Alternate: with] visible results [Alternate: symptoms] in 5 hours
94. See [Alternate: with] visible results [Alternate: symptoms] in [5, 6, 7, 8] hours
95. See [Alternate: with] results [Alternate: symptoms] in 5 hours
96. See [Alternate: with] results [Alternate: symptoms] in [5, 6, 7, 8] hours
97. [Fast-acting for] visible results [Alternate: symptoms] in 5 hours
98. [Fast-acting for] visible results [Alternate: symptoms] in [5, 6, 7, 8] hours
99. [Fast-acting for] results [Alternate: symptoms] in 5 hours
100. [Fast-acting for] results [Alternate: symptoms] in [5, 6, 7, 8] hours
101. Visible results [Alternate: symptoms] [as fast as] [in] 5 hours
102. Visible results [Alternate: symptoms] [as fast as] [in] [5, 6, 7, 8] hours
103. Consistently fast on tough listed weeds like clover, [plantain], [ground ivy] [and spurge] [various other weeds listed] [Alternate for if weed list is not displayed on the label; Consistently fast on tough weeds like clover, [plantain], [ground ivy] [and spurge]]

### **Rainproof Claims**

104. Rainproof [Alternate: Rainfast, Rain-Resistant] [in 10 minutes] [Won't wash away]
105. Rainproof [Alternate: Rainfast, Rain-Resistant] [in 10, 15, 20, 30, 60 minutes] [Won't wash away]
106. Rainproof [Alternate: Rainfast, Rain-Resistant] in [as little as] 10 minutes [Won't wash away]
107. Rainproof [Alternate: Rainfast, Rain-Resistant] in [as little as] [10, 15, 20, 30, 60] minutes [Won't wash away]
108. Rainproof [Alternate: Rainfast, Rain-Resistant] in 10 minutes- [For control that] won't wash away

### **Coverage Claims**

109. [Great][Ideal] for [broadcast][spot] [treatment][application]
110. [Great][Ideal] for [large][and][or][small] [jobs][areas]
111. [X Size] Covers [treats] up to [XXXX] sq.ft.
112. 1 quart covers up to 5,000 sq.ft.
113. 1 quart treats up to 5,000 sq ft of cool season or warm season grasses
114. Cover[s] [up to] 5,000 sq ft

### **When To Use**

115. [When to Use:] [For best results], apply when daytime temperatures are between 45°F -90°F [Above 45°F, the better the weeds will be able to absorb the product.] [Applying above 90°F could result in lawn damage.] [To avoid drift to desirable plants, don't apply when it's windy]
116. [When to Use:] [For best results,] apply between 45°F -90°F.
117. [When to Use:] [For best results,] apply when daytime temperatures are between 45°F -90°F.
118. [When to Use:] Above 45°F, the better the weeds will be able to absorb the product.
119. [When to Use:] Above 45°F, the better the weeds will be able to absorb the product; applying above 90° could result in lawn damage.
120. [When to Use:] Works faster above 45°F.
121. [When to Use:] Applying above 90°F could result in lawn damage.
122. [When to Use:] Lawn damage could happen above 90°F.
123. [When to Use:] To avoid drift to desirable plants, don't apply when it's windy
124. [Even] works in cold [and hot] weather [temperatures]
125. [Cool] [all] weather performance
126. Performs in both warm and cool weather
127. Performs in both hot and cold weather

### **Where To Use**

128. [Where to Use:] Lawns
129. For [use on] lawns
130. For a [beautiful] [listed weed-free] lawn [Alternate for if weed list is not displayed on the label; For a [beautiful] [weed-free] lawn]
131. For use on lawns
132. For home lawns only
133. For home lawn care

134. For a beautiful, listed weed-free lawn [Alternate for if weed list is not displayed on the label; For a beautiful, weed-free lawn]
135. Ideal for spot treating individual lawn weeds as listed [Alternate for if weed list is not displayed on the label; Ideal for spot treating individual lawn weeds]
136. For use on [many cool season, warm season,] [cool and warm season] grasses [lawns] including [Kentucky bluegrass] [perennial bluegrass] [fescue spp. Including tall, red and fine leaf fescues] [fescue] [tall fescue] [red fescue] [fine leaf fescue] [bermudagrass\*] [zoysiagrass\*\*] [and] [buffalograss]
137. For use on [Kentucky bluegrass] [perennial bluegrass] [fescue spp. Including tall, red and fine leaf fescues] [fescue] [tall fescue] [red fescue] [fine leaf fescue] [bermudagrass\*] [zoysiagrass\*\*] [and] [buffalograss]
138. [For use on] [Can [also] be used] [around] [most] [many] [a wide range of] [Flowers] [Flower Beds] [Trees] [Shrubs] [Ornamentals]
139. For use on cool season and warm season grasses [including [Bluegrass], [Fescue], [Zoysia\*\*], [Bermuda\*], [Perennial Ryegrass]]
140. Treats Bluegrass, Fescue, Zoysia\*\*, Bermuda\*, Perennial ryegrass
141. Treats Warm Season and Cool Season Grasses

\*Application to bermudagrass may cause temporary yellowing or discoloration but full recovery can be expected. Do not apply to bermudagrass when daytime temperatures exceed 90° F.

\*\*Do not apply to Zoysiagrass just emerging from dormancy.

### **What It Does**

142. [What it Does:] Kills all types of listed [broadleaf] weeds, including dandelion, [clover], [chickweed], [plantain] and [henbit] [(see inside for complete list)]
143. [What it Does:] Kills all types of listed [broadleaf] weeds
144. [What it Does:] Kills all types of listed [broadleaf] weeds, including [dandelion], [clover], [chickweed], [plantain] and [henbit]
145. [What it Does:] Kills all types of listed [broadleaf] weeds [including [pick any combination from weed list]]
146. [What it Does:] Kills all types of listed [broadleaf] weeds, including [dandelion], [clover], [chickweed], [plantain] and [henbit] [(see inside for complete list)]
147. [What it Does:] Kills all types of listed [broadleaf and grassy] weeds, including [dandelion], [clover], [chickweed], [plantain], [crabgrass] and [yellow nutsedge] [(see inside for complete list)]

### **How It Works**

148. [How it Works:] Weeds [Alternate for if weed list is displayed on the label: listed weeds] have different types of roots and need different chemicals in order to kill each type; these chemicals work to kill the cells of the weeds by entering the plant through the leaves and moving down to the roots
149. [How it Works:] Weeds [Alternate for if weed list is displayed on the label: listed weeds] have different types of roots and need different chemicals in order to kill each type
150. [How it Works:] Different chemicals are needed to kill different root types
151. [How it Works:] Different chemicals are needed to kill different weeds [Alternate for if weed list is displayed on the label: listed weeds] [and grasses]
152. [How it Works:] These chemicals work to kill the cells of the weeds [Alternate for if weed list is displayed on the label: listed weeds] [and grasses] by entering the plant through the leaves and moving down to the roots
153. [How it Works:] These chemicals work to kill the cells of the weeds [Alternate for if weed list is displayed on the label: listed weeds] by entering the plant through the leaves and moving down to the roots
154. [How it Works:] These chemicals kill weed [Alternate for if weed list is displayed on the label: listed weeds] cells by entering through leaves and moving to roots
155. [How it Works:] These chemicals kill weeds [Alternate for if weed list is displayed on the label: listed weeds] by killing the plant cells
156. [How it Works:] 2,4-D [:] Kills broadleaf [(dandelion-type)] weeds [Alternate for if weed list is displayed on the label: listed weeds] to the root [fast]
157. [How it Works:] Dicamba [:] Kills [tough] broadleaf [(dandelion-type)] [(thistle-type)] weeds [Alternate for if weed list is displayed on the label: listed weeds] to the root
158. [How it Works:] Quinclorac [:] Kills crabgrass to the root [fast]
159. [How it Works:] Sulfentrazone [:] Kills [yellow nutsedge] [and other] [broadleaf and grassy weed types [Alternate for if weed list is displayed on the label: listed weed types]] to the root [fast]
160. Powered by [Alternates: Built on, Fueled by, Charged with] 4 Active Ingredients [-2,4-D, Quinclorac, Dicamba, Sulfentrazone -] [for [quick] [lawn] weed [Alternate for if weed list is displayed on the label: listed weed] killing [power]]
161. Effective formula [- 2,4-D, Quinclorac, Dicamba, Sulfentrazone -] for killing [lawn] weeds [Alternate for if weed list is displayed on the label: listed weeds]
162. Contains four active ingredients [-2,4-D, Quinclorac, Dicamba, Sulfentrazone -] for [quick] [lawn] weed [Alternate for if weed list is displayed on the label: listed weed] killing [power]
163. Quad[ruple]-Powered [Lawn] Weed Killing Formula [-2,4-D, Quinclorac, Dicamba, Sulfentrazone] [Graphic icon with lightning bolt]

164. [Product Name] singles out weeds [Alternate for if weed list is displayed on the label: listed weeds] enters through leaves and moves inside the weed to the roots
165. Systemic [Herbicide] [Activity]
166. Systemic activity kills to the root
167. Spray the [weed/leaves] [Alternate for if weed list is displayed on the label: listed weed] to kill the root

### **What To Expect**

168. [What to Expect:] Visual symptoms and time to kill will depend on weed type [Alternate for if weed list is displayed on the label: listed weed type], temperature and application rate. Examples of visual symptoms you can expect to see as the product works are yellowing/browning of leaves and leaves curling, twisting, wilting and shriveling. Treated, dead weeds will gradually decompose and disappear. If you would prefer to remove the dead weeds by hand, wait up to 7 days after treatment to allow the product to do its job and kill the weeds to the root.
169. [What to Expect:] Examples of visual symptoms you can expect to see as the product works are yellowing/browning of leaves and leaves curling, twisting, wilting and shriveling.
170. [What to Expect:] Expected visual symptoms: yellowing/browning of leaves and leaves curling, twisting, wilting and shriveling.
171. [What to Expect:] Expected visual symptoms: leaves yellowing/browning, then curling, twisting, wilting and shriveling.
172. [What to Expect:] Examples of visual symptoms are yellowing/browning of leaves and leaves curling, twisting, wilting and shriveling.
173. [What to Expect:] Visual symptoms and time to kill [will] depend on weed type [Alternate for if weed list is displayed on the label: listed weed type], temperature and application rate
174. [What to Expect:] Weed type [Alternate for if weed list is displayed on the label: listed weed type], temperature and application rate affect visual symptoms and time to kill
175. Visual symptoms and time to kill will depend on weed type and temperature
176. Treated, dead weeds [Alternate for if weed list is displayed on the label: dead listed weeds] [and grasses] will gradually decompose and disappear; if you would prefer to remove the dead weeds and grasses by hand, wait up to 7 days after treatment to allow the product to do its job and kill the weeds and grasses to the root
177. Treated, dead weeds [Alternate for if weed list is displayed on the label: dead listed weeds] [and grasses] will gradually decompose and disappear
178. Dead weeds [Alternate for if weed list is displayed on the label: dead listed weeds] [and grasses] eventually decompose [and disappear]
179. Dead weeds [Alternate for if weed list is displayed on the label: dead listed weeds] [and grasses] gradually decompose [and disappear]
180. Dead weeds [Alternate for if weed list is displayed on the label: dead listed weeds] [and grasses] decompose [and disappear]
181. If you would prefer to remove the dead weeds [Alternate for if weed list is displayed on the label: listed weeds] [and grasses] by hand, wait up to 7 days after treatment to allow the product to do its job and kill the weeds [and grasses] to the root
182. [If you'd prefer], wait 7 days for product to kill weeds [Alternate for if weed list is displayed on the label: listed weeds] [and grasses] to the root then remove by hand
183. [If you'd prefer], pull dead weeds [Alternate for if weed list is displayed on the label: dead listed weeds] [and grasses] after 7 days
184. [If you'd prefer], wait 7 days then pull dead weeds [Alternate for if weed list is displayed on the label: dead listed weeds] [and grasses]
185. [If you'd prefer], pull them after 7 days
186. EH-1460 Herbicide [Alternate: *Insert brand name for EH-1460 Herbicide*] is a selective herbicide that controls emerged broadleaf and grass weeds [Alternate for if weed list is displayed on the label: listed weeds] in established lawns. Symptoms you may expect to see on affected broadleaf weeds include leaf reddening, leaf and stem curling and twisting, chlorosis and necrosis. Symptoms expected on grass weeds include stunting, chlorosis, gradual reddening and necrosis.

### **Guarantee Claims**

187. Guaranteed\*\*\* [Results] Guaranteed\*\*\* [results] or your money back [Alternate: Money back guarantee\*\*\*]  
Guaranteed\*\*\* results [with one application]
188. Guaranteed\*\*\* Satisfaction
189. Guaranteed\*\*\* to kill to the root so weeds won't come back
190. 100% Satisfaction Guaranteed\*\*\* (or your money back)
191. Kills [listed] Weeds the First Time, Every Time, Guaranteed\*\*\*
- \*\*\*If you are not satisfied with this product for any reason, send your written request for a refund to the address at left, together with the original dated store receipt showing the price you paid. Please allow 6 to 8 weeks for processing.

### **Special Size/Pack Claims**

192. [Bonus] 25% More Free!
193. 40 fl.oz. at 32 fl.oz. price

- 194. [Bonus] X% More Free!
- 195. [Insert value]% Free [More] [than X] qualify
- 196. [Insert value]% More Value size [than X] qualify
- 197. X% More Coverage
- 198. X fl.oz. at X fl.oz. price
- 199. Bonus [value/size/offer/package/pack/buy]
- 200. Bonus [Size] [XX% More] [vs. XX oz size]
- 201. Bonus [X] oz size – [X]% more than [X] oz size
- 202. Value [size/offer/package/pack/buy]
- 203. Value [Size] [XX% More] [vs. XX oz size]
- 204. Value [X] oz size – [X]% more than [X] oz size
- 205. Special [value/size/offer/package/pack/buy]
- 206. Special [Size] [XX% More] [vs. XX oz size]
- 207. Special [X] oz size – [X]% more than [X] oz size
- 208. Bundle Pack
- 209. Club [value/size/offer/package/pack/buy]
- 210. Combo [value/size/offer/package/pack/buy]

### **Other Claims**

- 211. Let [Product name] [Alternate: the liquid] do the weeding
- 212. Full weed list
- 213. People and pets may enter treated area after spray has dried.
- 214. Read Back Label [for more information]
- 215. Read inside front label [for more information][for weed list]
- 216. Read [inside] [front booklet][back booklet] for [complete] weed list
- 217. See inside front label [for more information][for weed list]
- 218. See [inside] [front booklet][back booklet] for [complete] weed list
- 219. See inside booklet for complete Directions for Use [including where to use and when to use]
- 220. Read Entire label before use
- 221. [Quick and] Easy [and simple] to use
- 222. [The] Easy way to spray
- 223. A simple [Alternate: An easy] step towards a weed [Alternate for if weed list is displayed on the label: listed weed] free lawn [Alternate: yard]
- 224. A simple and effective way to kill breakthrough and pop up weeds [Alternate for if weed list is displayed on the label: listed weeds] in your yard/lawn/grass
- 225. Be in control of weeds [Alternate for if weed list is displayed on the label: listed weeds] in your yard
- 226. Be smarter than your weeds [Alternate for if weed list is displayed on the label: listed weeds]
- 227. Easy & Fast Coverage
- 228. Easy [and simple] to use
- 229. Easy [to use]
- 230. Effortless
- 231. No weeds. No worry.
- 232. Works the first time, every time
- 233. Results [works] with 1 [one] application
- 234. Simple [and easy] [to use]
- 235. Simple [and easy] steps to a weed free [Alternate for if weed list is displayed on the label: listed weed free] [lawn] [yard]
- 236. Weed [Alternate for if weed list is displayed on the label: listed weed] control [for lawns]
- 237. Weed [Alternate for if weed list is displayed on the label: listed weed] control made easy
- 238. Weed [Alternate for if weed list is displayed on the label: listed weed] deadly. Lawn friendly.
- 239. Lawn-friendly formula
- 240. Weed free. [Worry free.] [Alternate for if weed list is displayed on the label: listed weed free]
- 241. Not All Weed Killers Are the Same
- 242. [For] [Get] a weed free lawn [Alternate for if weed list is displayed on the label: listed weed free]
- 243. Help[s] [keep[s]] the lawn look[ing] beautiful
- 244. Helps keep lawns weed-free [Alternate for if weed list is displayed on the label: listed weed free]
- 245. Takes the guesswork out of weed [Alternate for if weed list is displayed on the label: listed weed] control [in the lawn]
- 246. Miss your pre-emergent weed application? It's not too late to stop crabgrass. Kills post emergent [listed] [\*] grass weeds
- 247. A simple [an easy] step towards a weed [Alternate for if weed list is displayed on the label: listed weed] free lawn [yard]
- 248. Double [Dual] [Two-Way] Action – Kills listed [Broadleaf] [and] [Crabgrass] [Weeds]
- 249. Dual Action Weed Control – Kills the Plant and the Root
- 250. [Two-in-One][Three-in-One][All-In-One] Product [Solution] that Kills Crabgrass & Broadleaf Weeds (See inside booklet for a complete list of weeds controlled)
- 251. [Two-Way][Three-Way] Weed Control [For Lawns]
- 252. [Two][Three] Products in One
- 253. One [easy][simple] solution for [pick any combination from weed list]



254. Long lasting [formula]

### **Delivery System Claims**

- 255. Economical Concentrate
- 256. Water-Based
- 257. Dilutable concentrate
- 258. Clear-view measuring window [Alternate: view stripe]
- 259. Connect to hose
- 260. Mix with water
- 261. ErgoShot™ [Sprayer] [with Quick Flip Switch™]
- 262. Quick Switch™ [Sprayer]
- 263. Quick Flip™ [Sprayer]
- 264. AccuShot™ [Sprayer] [with Quick Flip Switch™]
- 265. EzSpray® [with Quick Flip Switch™]
- 266. New [sprayer name]
- 267. Grip – Flip – Spray
- 268. Grip – Flip – Go
- 269. Grip – Switch – Spray
- 270. Grip – Switch – Go
- 271. Aim – Flip – Spray
- 272. Aim – Flip – Go
- 273. Aim – Switch – Spray
- 274. Aim – Switch – Go
- 275. [Just] Switch [Alternates: Flip, Grip] & Spray
- 276. [With] Ambidextrous grip [for comfort]
- 277. [With] Comfortable grip
- 278. Easy & Effortless
- 279. Easy [Alternate: Effortless] to use
- 280. [With] Ergonomic grip [for comfort]
- 281. [With] One-Handed grip [for ease of use] [comfort]
- 282. Quick & Simple
- 283. No twisting. [No fidgeting]. [Just] Switch and spray.
- 284. No twisting. [No fidgeting]. [Just] Flip and spray.
- 285. Switch [Alternates: Flip, Grip] and spray technology
- 286. [With] Quick Flip Switch™ [for ease of use]
- 287. [With] on/off switch [for ease of use]
- 288. [With] switch [for ease of use]
- 289. Simple [single-finger] [thumb] [on/off] switch
- 290. One-handed grip is ambidextrous [and fits all hand sizes]
- 291. Inline hose connection improves comfort [and reduces leaking concerns]
- 292. Broad but targeted spray pattern [for larger areas]
- 293. [Finally] A Ready-to-Spray [RTS] [hose-end sprayer] that truly is ready to spray
- 294. The [new] [sprayer name] brings comfort and ease of use to killing weeds [Alternate: weed killing].

### ***{Claims for Option - (Squeeze & Measure Bottle) (Reference to new will be limited to 6 months from introduction into the marketplace)}***

- 295. [just] [Twist] [Turn], Squeeze [to fill] [to [designated] line] & Pour[!]
- 296. [just] [Twist] [Turn], Squeeze [to fill] [to [designated] line], Pour[!]
- 297. [just] [Twist] [Turn] - Squeeze [to fill] [to [designated] line] - Pour[!]
- 298. [Just] [Twist] [Turn], Squeeze [to fill] & Pour [!]
- 299. Measuring cap [included]
- 300. No drip [pour] [measure]
- 301. doesn't drip down bottle
- 302. Never [lose] [search for] the measuring cap again [!]
- 303. cap stays attached
- 304. cap attached
- 305. attached cap
- 306. includes drain [back] feature [for ease of use] [for convenience] [for over measures]
- 307. [with] built-in drain back [feature][technology]
- 308. drain [back] feature [included] [for ease of use] [for convenience] [for over measures]
- 309. over measure? Use the drain [back] function.
- 310. Overfill with too much product? Drain any extra product [without touching]
- 311. drain for over measures [for ease of use] [for convenience] [for over measures]
- 312. drain any excess product [for ease of use] [for convenience] [for over measures]
- 313. Drain [back] for overfills [for ease of use] [for convenience]

314. use with [a] [Spectracide branded] [Chapin] tank sprayer
315. easy to measure
316. exact measure [measuring]
317. not messy
318. clean [experience]
319. no need to pour back [after use]
320. Precise [exact] measure [measuring] [for ease of use]
321. don't have to touch the [liquids] [contents] [actives] [active ingredients] [formula]
322. never touch the [liquids] [contents] [actives] [active ingredients] [formula] [again] [!]
323. one handed grip
324. hold with one hand
325. easy to use
326. simple technology
327. return to [off] [locked] position
328. turn clockwise to drain
329. twist to 'click', squeeze bottle, pour
330. twist clockwise to first click [to squeeze]
331. [to drain] twist clockwise to second click [to drain]
332. squeeze to measure
333. [built-in] measuring lines [included]
334. directions on [top of] cap
335. visit Spectracide.com for more info!
336. [The new cap allows for an] [easy] [safe] [precise] [clean] experience
337. quick and simple
338. safe storage
339. clean storage
340. Bottle stays clean
341. bottle stays free of [liquids] [contents] [actives] [active ingredients] [formula]
342. no [liquids] [contents] [actives] [active ingredients] [formula] on the bottle
343. [no] [zero] mess
344. keep your hands clean
345. keep [liquids] [contents] [actives] [active ingredients] [formula] off your hands
346. twist & Squeeze
347. Twist [cap] [dial] to 'click,' squeeze to Fill Line, pour [out]
348. Squeeze and Measure Cap with [AccuMeasure] [Mess Free Measure] [Measure Safe][technology]
349. [with] [AccuMeasure] [Mess Free Measure] [Measure Safe] [technology]
350. easy to squeeze
351. [Clear-view] [measuring window] [view stripe]
352. New [AccuMeasure] [Mess Free Measure] [Measure Safe] [technology] [by Spectracide brand]
353. [AccuMeasure] [Mess Free Measure] [Measure Safe]
354. Easy & Effortless
355. Easy [Alternate: Effortless] to [use] [squeeze] [measure] [pour]
356. Quick & Simple
357. exclusive to Spectracide brand
358. [Spectracide brand] exclusive
359. [brand] new to the category
360. [brand] new to the segment
361. only brand with the [cap name]
362. new
363. exclusive!
364. only available on [Spectracide] [products]
365. no other competitor [has] [makes] it
366. introduced [to the category] by Spectracide brand
367. Spectracide brand innovation
368. new innovation
369. new technology
370. only on Spectracide brand
371. makes mixing [easy] [fun]
372. makes [using] concentrates [fun] [easy] [easier] [simple]
373. AccuMeasure [technology] [by Spectracide brand]
374. the new AccuMeasure [by Spectracide brand]
375. new AccuMeasure [technology] [by Spectracide brand]
376. [cap name] technology [by Spectracide brand]
377. the new [cap name] [by Spectracide brand]
378. new [cap name] [technology] [by Spectracide brand]

379. Spectracide brand exclusive!  
 380. brought to you by Spectracide brand  
 381. the [cap name] gives you the power  
 382. with [the] [Spectracide brand] [cap name], You Hold the Power™  
 383. Squeeze to fill  
 384. Squeeze and Measure [Technology] [Cap]  
 385. Squeeze to Measure

{OPTIONAL PICTURES AND ACCOMPANYING LANGUAGE}



{Optional Weed List:}

{Weed List Displayed in Paragraph form, list form or columnar form}

{Any combination of the following list of weeds may be used but must coincide with any claim of total weeds cited by number as a product claim}

**[Weed List]**

**[KILLS] [CONTROLS] [MOST COMMON] [TOUGH] [WEEDS] [INCLUDING]:**

1. Alder
2. Alfalfa (Lucerne)
3. Alpine aster
4. Alpine bluebells
5. Alsike clover
6. Alyce clover
7. American black elderberry
8. American elm (White elm)
9. American hazel
10. American persimmon (Common persimmon)
11. American speedwell (American brooklime)
12. American stickweed
13. American yellowrocket
14. Amur honeysuckle
15. Annual knawel (German knotweed)
16. Annual nettle (Dwarf nettle)
17. Annual rape (Wild rape)
18. Annual sowthistle (Common sowthistle, Milk sowthistle)
19. Annual trampweed
20. Annual wild geranium (Spotted geranium, wood geranium, Cranesbill)
21. Annual yellow sweet clover
22. Arkansas rose

[Bracketed Text] = Optional language

{Bracketed Text} = Note to Reviewer

23. Artichoke thistle
24. Asian forget-me-not
25. Asiatic pennywort
26. Asiatic witchweed
27. Aspen bluebells
28. Atlantic white cedar (Southern white cedar)
29. Austrian fieldcress
30. Azores forget-me-not
31. Ball mustard
32. Bay forget-me-not
33. Beautiful bluebells
34. Bedstraw
35. Beggarslice
36. Beggarweed (Creeping beggarweed)
37. Bentflower fiddleneck
38. Bethlehem lungwort
39. Big leaf maple
40. Bigroot morningglory
41. Bigtooth aspen (American aspen, White poplar)
42. Bi-lobed speedwell (Twolobe speedwell)
43. Bindweed (wild morningglory)
44. Bird vetch
45. Bitter sneezeweed
46. Bitterweed
47. Black bent (Redtop)
48. Black birch (River birch, Water birch)
49. Black cherry
50. Black cottonwood
51. Black medick
52. Black mustard
53. Black willow
54. Blackberry
55. Blackberry elder
56. Black-eyed Susan
57. Blackseed plantain
58. Blessed thistle
59. Bloodflower (Tropical milkweed, Mexican butterfly weed)
60. Blue ash
61. Blue elderberry
62. Blue hound's tongue
63. Blue lettuce
64. Blue mustard
65. Blue toadflax
66. Blue vervain
67. Blue woodsorrel
68. Bluedevil
69. Blunt-leaved milkweed (Clasping milkweed)
70. Box elder
71. Bracted plantain
72. Brambles
73. Brass buttons
74. Brazil pusley
75. Brazilian pepper
76. Bristly mallow
77. Bristly oxtongue
78. Broadfruit combseed
79. Broadleaf bluebells

80. Broadleaf forget-me-not
81. Broadleaf knotweed
82. Broad-leaved dock
83. Broomweed
84. Buckwheat
85. Bulbous buttercup
86. Bull mallow (French mallow)
87. Bull nettle
88. Bull thistle
89. Bur oak
90. Burclover
91. Burning nettle (Stinging nettle)
92. Bushy aster
93. Bushy buttonweed
94. Buttonweed (Rough buttonweed, Poorjoe)
95. California knotweed
96. California rose
97. California wild grape
98. Canada thistle
99. Carolina geranium (wild)
100. Carpetweed
101. Catchweed
102. Catchweed bedstraw
103. Catnip
104. Catsear (Catsear dandelion, False Dandelion, Spotted and Common catsear)
105. Ceylon hound's tongue
106. Chamber bitter
107. Chamise
108. Changing forget-me-not
109. Chickweed (Common chickweed)
110. Chicory
111. Chinese hound's tongue
112. Chinese yarrow (Siberian yarrow)
113. Chinkapin oak
114. Choke cherry
115. Chuckwall combseed
116. Claspig heliotrope
117. Coastal plain heliotrope
118. Coffeebean
119. Coffeeweed (Colorado iver-hemp)
120. Common borage
121. Common burdock
122. Common cinquefoil (Oldfield cinquefoil)
123. Common cocklebur (Rough cocklebur, Large cocklebur)
124. Common comfrey
125. Common Dandelion
126. Common fiddleneck
127. Common groundsel
128. Common hawkweed (Yellow hawkweed)
129. Common hawthorn
130. Common honeysuckle (Woodbine)
131. Common iceplant
132. Common knapweed
133. Common knotgrass (Knotweed)
134. Common lespedeza
135. Common lupine
136. Common mallow (Alkali mallow, Buttonweed, Cheeseweed, Dwarf mallow)

137. Common mullein
138. Common primrose (English primrose)
139. Common purslane
140. Common ragweed
141. Common salsify (Goatsbeard)
142. Common snowberry
143. Common speedwell
144. Common sunflower
145. Common tarweed
146. Common thistle (Bull thistle)
147. Common viper's bugloss
148. Common yellow woodsorrel (Yellow woodsorrel, Common yellow oxalis)
149. Coral bead
150. Corn chamomile
151. Corn Speedwell
152. Corn spurry
153. Coyote brush
154. Creeping Buttercup
155. Creeping Woodsorrel
156. Cretan viper's bugloss
157. Crimson clover
158. Cudweed (Purple cudweed)
159. Cupid shaving brush
160. Curly dock (Curled dock, Yellow dock, Sour dock)
161. Curly indigo (Sensitive jointvetch)
162. Curlycup gumweed
163. Curvenut combseed
164. Cutleaf evening primrose
165. Daisy Fleabane (annual)
166. Dayflower
167. Dead nettle
168. Desert wild grape
169. Devil's lettuce (Bristly fiddleneck)
170. Dewberry (Garden dewberry)
171. Dichondra (Carolina ponysfoot)
172. Distaff thistle
173. Dogbane
174. Dogfennel
175. Dollarweed (Manyflower marshpennywort)
176. Douglas' fiddleneck
177. Doveweed
178. Drummonds thistle
179. Dwarf heliotrope
180. Eastwood's fiddleneck
181. Elk thistle
182. English Daisy
183. Eucalyptus (Bluegum, Tasmanian bluegum, Southern blue-gum)
184. European heliotrope
185. European stickseed
186. Evergreen blackberry
187. Evergreen bugloss
188. Fall dandelion
189. False flax
190. False sunflower
191. Fennel
192. Field bindweed (\*Morningglory & Creeping Jenny)
193. Field burrweed (Lawn burrweed, Common soliva, spurweed)

194. Field forget-me-not
195. Field horsetail (Common horsetail, Mare's tail)
196. Field mouse-ear (Field chickweed)
197. Field oxeye-daisy (Creeping oxeye, Oxeye daisy)
198. Field pansy
199. Field pennycress (French weed)
200. Field pepperweed (Field pepperwort)
201. Field violet
202. Flatspine stickseed
203. Flatwoods plum (Sloe plum)
204. Flix weed
205. Flodman thistle (prairie)
206. Florida Betony
207. Florida prickly blackberry
208. Florida pusley
209. Florida yellow woodsorrel
210. Fourspike heliotrope
211. Fragrant heliotrope
212. Franciscan bluebells
213. French broom
214. Garden heliotrope
215. Garden spurge
216. Garden star-of-Bethlehem (Grass lady)
217. Garlic mustard
218. Giant ironweed
219. Giant ragweed
220. Gooseberry
221. Gray chickweed (Gray mouse-ear chickweed)
222. Gray thistle
223. Great burdock
224. Great ironweed
225. Great Plains stickseed
226. Great yellow woodsorrel
227. Green fiddleneck
228. Greeneye heliotrope
229. Ground ivy (Creeping Charlie, Creeping Jenny)
230. Groundsel
231. Hackberry
232. Hairy beggarticks
233. Hairy bittercress
234. Hairy buttercup
235. Hairy fleabane
236. Hairy Galinsoga
237. Hairy vetch (Fodder vetch, Winter vetch)
238. Hairy-pitted stork's bill
239. Healall
240. Heartleaf drymary
241. Heartleaf nettle
242. Heath Aster (White heath aster)
243. Hedge mustard
244. Hemp
245. Hemp sesbania
246. Henbit
247. Himalayan blackberry
248. Hoary cress
249. Hoary plantain
250. Hoary vervain

251. Hop Clover
252. Horsenettle
253. Horseradish
254. Horseweed/marestail
255. Idaho bluebells
256. Illinois woodsorrel
257. Indian heliotrope
258. Indian mock strawberry
259. Indian mustard
260. Innocence (Blue-eyed Mary)
261. Italian thistle
262. Italian viper's bugloss
263. Ivyleaf Morningglory
264. Ivyleaf Speedwell
265. Japanese honeysuckle
266. Jewel milkweed (Pallid milkweed)
267. Jewelweed
268. Jimsonweed, Devil's Snare
269. Johnny-jumpup violet
270. Key West heliotrope
271. Kudzu
272. Ladythumb Smartweed
273. Lamb's quarters (Goosefoot, Pigweed)
274. Lambsquarters
275. Lanceleaf Ragweed
276. Lantana
277. Large crabgrass (Hairy crabgrass)
278. Large flower pusley
279. Largeflowered fiddleneck
280. Large-flowered fiddleneck
281. Largeleaf brunnera
282. Largeseed forget-me-not
283. Late goldenrod (Canada goldenrod)
284. Leafy heliotrope
285. Leafy spurge
286. Leafy thistle
287. Lilac
288. Little bittercress
289. Little combseed
290. Little evening primrose (Small sundrops)
291. Little mallow (Least mallow)
292. Locust
293. London rocket
294. Macdougals bluebells
295. Mackenize willow
296. Madrone
297. Malheur valley fiddleneck
298. Manyflower stickseed
299. Marcela
300. Margined stickseed
301. Marshelder
302. Matchweed
303. Mayweed (Stinking chamomile)
304. Meadow hawkweed
305. Meadow thistle
306. Mesquite (Honey mesquite)
307. Mexian navelwort



308. Mexican Morningglory
309. Mexicanweed (Mexican fireweed, Kochia)
310. Mimosa
311. Mock strawberry
312. Mojave stinkweed
313. Moneywort
314. Moth combseed
315. Mountain bush honeysuckle
316. Mountain woodsorrel (Wood shamrock)
317. Mouse-ear Chickweed
318. Mouseear hawkweed
319. Mugwort
320. Multiflora rose
321. Musk thistle
322. Narrow leaved willow
323. Narrowleaf cudweed
324. Narrowleaf plantain (English plantain, Buckhorn)
325. Nightshade (Silverleaf)
326. Northern bedstraw
327. Northern bush honeysuckle
328. Northern pin oak
329. Oakleaf fleabane
330. Oblongleaf bluebells
331. Old world diamond flower (Oldenlandia, Flattop mille grains)
332. Orange hawkweed
333. Oriental cocklebur
334. Oysterleaf
335. Pacific hound's tongue
336. Pale smartweed
337. Parsley-piert (Slender parsely-piert)
338. Parsnip (Wild parsnip)
339. Pasture heliotrope
340. Pearlwort (Bird's-eye pearlwort)
341. Peninsular pectocarya
342. Pennsylvania cinquefoil (Prairie cinquefoil)
343. Pennsylvania smartweed
344. Pepperweed (Perennial pepperweed)
345. Phlox heliotrope
346. Pigweed
347. Pin oak (Swamp Spanish oak)
348. Pineappleweed
349. Pineland heliotrope
350. Pineywoods bedstraw (Wood bedstraw)
351. Plains coreopsis (Tickseed)
352. Plantain (Broadleaf plantain, Greater plantain, Common plantain)
353. Platte Thistle
354. Plumeless thistle
355. Poison hemlock
356. Poison ivy
357. Poison oak
358. Poison sumac
359. Pokeweed
360. Port Orford cedar (Lawson cypress)
361. Povertyweed
362. Prairie bluebells
363. Prairie sunflower
364. Prickly comfrey

365. Prickly hound's tongue
366. Prickly lettuce (compass plant)
367. Prickly sida
368. Pride of Madeira
369. Pringle's heliotrope
370. Prostrate knotweed
371. Prostrate pigweed
372. Prostrate spurge
373. Prostrate verbain
374. Prostrate vervain
375. Puncture vine (Goat's-head)
376. Purple Amaranth
377. Purple Aster
378. Purple cudweed (Annual purple cudweed, Perennial purple cudweed)
379. Purple deadnettle
380. Purple milkweed
381. Purple milvetch (Purple loco, Field milkvetch)
382. Purple nutsedge (Purple nutgrass)
383. Purple viper's bugloss (Salvation Jane)
384. Purslane Speedwell
385. Quaking aspen
386. Rabbit Foot Clover
387. Raspberry (Wild black raspberry)
388. Red alder
389. Red clover
390. Red maple (Water maple, Soft maple)
391. Red morning glory
392. Red sorrel (Sheep's sorrel)
393. Redroot
394. Redroot pigweed
395. Red-seeded dandelion
396. Redstem filaree
397. Redweed
398. Redwood sorrel (Oregon oxalis)
399. Rocky mountain bluebells
400. Rough cinquefoil
401. Rough fleabane
402. Rough horsetail (Scouringrush horsetail)
403. Russian pigweed
404. Russian thistle
405. Sage
406. Sagebrush
407. Sagebrush combseed
408. Sagebrush stickseed
409. Salmonberry
410. Salt heliotrope
411. Saltcedar
412. Sassafras (White sassafras, Red sassafras, Silky sassafras)
413. Scarlet pimpernel
414. Scorpion's tail
415. Scotch broom
416. Scotch thistle (Cotton thistle)
417. Scouler's willow
418. Seaside fiddleneck (Wooly breeches)
419. Shade bluebells
420. Shepherd's purse
421. Shiny cudweed

- 422. Shortawn foxtail (Orange foxtail)
- 423. Shortstalk stinkweed
- 424. Shortstyle bluebells
- 425. Showy evening primrose
- 426. Showy goldenrod
- 427. Showy stickseed
- 428. Showy tick-trefoil (Canadian tick-trefoil, Canada tickclover)
- 429. Silver ponysfoot (Silver nickel vine)
- 430. Skunkbush sumac
- 431. Sleeping combseed
- 432. Slender amaranth
- 433. Slender bush clover (Slender lespedeza)
- 434. Slender plantain
- 435. Slender speedwell
- 436. Slender stinkweed
- 437. Slender-flower thistle
- 438. Slimleaf heliotrope
- 439. Small bluebells
- 440. Smallbristle hound's tongue
- 441. Smallflower buttercup
- 442. Smallflower galinsoga
- 443. Small-flowered winter-cress
- 444. Smooth bedstraw (Crosswort)
- 445. Smooth beggarticks
- 446. Smooth cat's ear
- 447. Smooth chaff-flower
- 448. Smooth crabgrass
- 449. Smooth dock
- 450. Smooth pigweed
- 451. Sneezeweed
- 452. Snow speedwell
- 453. Soft heliotrope
- 454. Sorrel
- 455. Southern bush honeysuckle
- 456. Southern Crabgrass
- 457. Southern wild rose (Virginia rose, Common wild rose)
- 458. Spanish needles
- 459. Spatterdock
- 460. Spiny amaranth
- 461. Spiny cocklebur
- 462. Spiny sowthistle
- 463. Spotted knapweed
- 464. Spotted locoweed (Freckled milkvetch)
- 465. Spotted spurge
- 466. Sprawling horseweed
- 467. Spring forget-me-not
- 468. St. johnswort
- 469. Sticky Chickweed (Stick mouse-ear chickweed)
- 470. Stiff goldenrod (Stiff-leaved goldenrod)
- 471. Strawberry Clover
- 472. Strict forget-me-not
- 473. Swamp smartweed
- 474. Sweet goldenrod
- 475. Sweet gum (American sweetgum)
- 476. Swinecress
- 477. Tall beggarticks
- 478. Tall bluebells

479. Tall fringed bluebells
480. Tall milkweed (Poke milkweed)
481. Tall Morning glory (Common morning-glory)
482. Tall nettle
483. Tall thistle
484. Tall vervain
485. Tanoak (Tanbark-oak)
486. Tansy mustard
487. Tansy ragwort
488. Tanweed (Water knotweed, Water smartweed)
489. Tarweed fiddleneck
490. Teaweed
491. Texas filaree
492. Texas heliotrope
493. Thimbleberry
494. Three flower beggarweed
495. Thymeleaf speedwell
496. Toadflax (Common toadflax, Yellow toadflax)
497. Tooth-leaved croton (Tropic croton, Sand croton)
498. Trailing blackberry
499. Trailing crownvetch
500. Tree tobacco
501. True forget-me-not
502. Trumpet creeper (Trumpet vine, Cow itch vine, Hummingbird vine)
503. Tuberosus comfrey
504. Tufted evening primrose (Fragrant evening primrose)
505. Tufted knotweed
506. Tumble mustard
507. Tumble pigweed
508. Velvetleaf
509. Venice mallow
510. Vetch (Common vetch, Garden vetch)
511. Vine maple
512. Violet woodsorrel
513. Violet-vein viper's bugloss
514. Virginia bluebells
515. Virginia buttonweed
516. Virginia creeper
517. Virginia pepperweed (Peppergrass)
518. Virginia winged rockcress
519. wandering cudweed
520. Water pennywort (Floating marshpennywort)
521. Wavy heliotrope
522. Wavyleaf Thistle (Gray thistle)
523. Western clematis
524. Western hound's tongue
525. Western ragweed
526. Western salsify (Goatsbeard)
527. White ash (American ash)
528. White Clover (\*Dutch clover, Honeysuckle clover, White trefoil, & Purplewort)
529. White mustard
530. White prairie aster
531. White sweet clover (White melilot)
532. Whiteflower navelwort
533. Whitestem Filaree
534. Whitetop
535. Wild blackberry (Thornless blackberry)

- 536. Wild buckwheat
- 537. wild carrot
- 538. Wild cherry
- 539. Wild comfrey
- 540. Wild four-o'clock
- 541. Wild garlic (Wild onion)
- 542. Wild honeysuckle (Tartarian honeysuckle)
- 543. Wild lettuce
- 544. Wild marigold (Roundleaf marigold, Southern marigold)
- 545. Wild morningglory (hedge bindweed)
- 546. Wild plum (American plum)
- 547. Wild radish
- 548. Wild rose (prickly wild rose))
- 549. Wild strawberry
- 550. Wild sweet potato
- 551. Wild vetch
- 552. Wild violet
- 553. Willow-leafed poplar (Narrowleaf cottonwood)
- 554. Winter speedwell (Persian speedwell)
- 555. Wood nettle
- 556. Woodland forget-me-not
- 557. Woolly croton (Hogwort, Goatweed)
- 558. Woolly morning glory
- 559. Woolly plantain
- 560. Woollyleaf bursage
- 561. Wooly burdock (downy burdock)
- 562. Wooly locoweed
- 563. Wormseed
- 564. Wormseed mustard
- 565. Wreath goldenrod (Woodland goldenrod)
- 566. Wrinkleleaf goldenrod (Rough-stemmed goldenrod)
- 567. Yarrow (Common yarrow)
- 568. Yellow birch (Golden birch)
- 569. Yellow nutsedge
- 570. Yellow rocket (Winter cress, Bitter wintercress, Wild Mustard)
- 571. Yellow starthistle
- 572. Yellow sundrops (Shrubby evening primrose)
- 573. Yellow sweet clover (Yellow melilot, ribbed melilot, common melilot)
- 574. Yellow thistle (horrible)
- 575. Yellowflower pepperweed
- 576. Yellowspine thistle
- 577. Yellow yarrow

\*annual or perennial