

9688-265

11/03/2011

1/10



UNITED STATES ENVIRONMENTAL PROTECTION AGENCY
WASHINGTON, D.C. 20460

OFFICE OF CHEMICAL SAFETY
AND POLLUTION PREVENTION

NOV -3 2011

Jessica Goldberg
Chemsico, Division of United Industries Corp.
P.O. Box 142642
St. Louis, MO 63114

Subject: Notification per PR Notice 98-10 – Addition of Marketing Statements
Chemsico Herbicide Concentrate 3A
EPA Reg. No. 9688-265
Application Dated – October 21, 2011

Dear Ms. Goldberg:

The Agency is in receipt of your Application for Pesticide Notification under Pesticide Registration Notice (PRN) 98-10 for the subject product.

The Registration Division (RD) has conducted a review of this request for its applicability under PRN 98-10 and finds that the action requested falls within the scope of PRN 98-10. The label submitted with the application has been date-stamped "Notification" and will be placed in our records.

If you have any questions regarding this letter, please contact Maggie Rudick at (703) 347-0257 or rudick.maggie@epa.gov.

Sincerely,

Kathryn Montague, Product Manager 23
Herbicide Branch
Registration Division (7505P)

Please read instructions on reverse before completing form.

Form Approved. OMB No. 2070-0060. Approval expires 11-30-93



United States Environmental Protection Agency
Office of Pesticide Programs (H7505C)
Washington, DC 20460
Application for Pesticide:

**Registration
Amendment
Other**

OPP Identifier Number

Section I

1. Company/Product Number 9688-265	2. Product Manager K. Montague	3. Proposed Classification <input checked="" type="checkbox"/> None <input type="checkbox"/> Restricted
4. Company/Product (Name) Chemisco Herbicide Concentrate 3A	PM# 23	
5. Name and Address of Applicant (include ZIP Code) Chemisco, Div. Of United Industries Corp. P.O. Box 142642 St. Louis, MO 63114 <input type="checkbox"/> Check if this is a new address	6 Expedited Review. In accordance with FIFRA Section 3(c)(3) (b)(i), my product is similar or identical in composition and labelling to: EPA Reg. No. _____ Product Name _____	

Section II

<input type="checkbox"/> Amendment - Explain below	<input type="checkbox"/> Final printed label in response to Agency letter dated _____
<input type="checkbox"/> Resubmission in response to Agency letter dated _____	<input type="checkbox"/> "ME TOO" Application.
<input checked="" type="checkbox"/> Notification - Explain below.	<input type="checkbox"/> Other - explain below

Explanation: Use additional page(s) if necessary. (For section I and Section II.)
Notification per PR Notice 98-10 to add the optional marketing to accommodate an additional size. The claims are substantially similar to those already approved on the current base label.
Certification statement on cover letter

Section III

1. Material in Which This Product Will Be Packaged:				2. Type of Container	
Child-Resistant Packaging <input type="checkbox"/> Yes * <input type="checkbox"/> No	Unit Packaging <input type="checkbox"/> Yes <input type="checkbox"/> No	Water-Soluble Packaging <input type="checkbox"/> Yes <input type="checkbox"/> No		<input type="checkbox"/> Metal	
* Certification must be submitted		If "YES," Unit package wgt	No. per container	If "YES," Package wgt	No. per container
3. Location of Net Contents Information <input type="checkbox"/> Label <input type="checkbox"/> Container		4. Size(s) of Retail Container		5. Location of Label Directions <input type="checkbox"/> On Label <input type="checkbox"/> On Labeling accompanying product	
6. Manner in Which Label is Affixed To Product <input type="checkbox"/> Lithographed <input type="checkbox"/> Paper glued <input type="checkbox"/> Stenciled			<input type="checkbox"/> Other _____		

Section IV


1. Contact Point (Complete items directly below for identification of the individual to be contacted, if necessary, to process this application)		
Name Jessica Goldberg	Title Regulatory Affairs Specialist	Telephone No. (include Area Code) 314-683-2438
2. Signature 		6 Date Application Received (Stamped)
3. Title Regulatory Affairs Specialist		
4. Typed Name Jessica Goldberg		
5. Date October 21, 2011		

Chemsico

Division of United Industries
P.O. Box 142642
St. Louis, MO 63114-0642

October 21, 2011

Document Processing Desk (NOTIF)
Office of Pesticide Programs
United States Environmental Protection Agency
Room S4900, One Potomac Yard
2777 S. Crystal Drive
Arlington, VA 22202-4501



Attention: Ms. Kathryn Montague
Product Manager Team 23

Subject: **NOTIFICATION: Label Notification per PRN 98-10**
Chemsico Herbicide Concentrate 3A
EPA Reg. No. 9688-265

Please find the enclosed application for notification of the following registration amendments:

Pesticide Registration (PR) Notice 98-10:

We have added optional marketing claims to accommodate an additional size. The claims are substantially similar to those already approved on the current base label.

This notification is consistent with the provisions of PR Notice 98-10 and EPA regulations at 40 CFR 152.46, and no other changes have been made to the labeling or the confidential statement of formula of this product. I understand that it is a violation of 18 U.S.C. Sec. 1001 to willfully make any false statement to EPA. I further understand that if this notification is not consistent with the terms of PR Notice 98-10 and 40 CFR 152.46, this product may be in violation of FIFRA and I may be subject to enforcement action and penalties under sections 12 and 14 of FIFRA.

The following documents are enclosed in support of this submission:

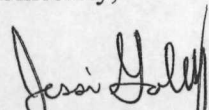
1. Application for Pesticide (EPA Form 8570-1)
2. One copy of the proposed label with changes highlighted
3. One clean copy of the proposed label

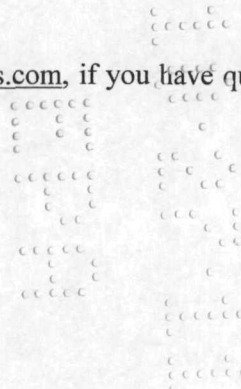
NOTIFICATION

NOV - 3 2011

Please call me at 1-800-242-1166, Ext. 2438 or via email: jessica.goldberg@spectrumbrands.com, if you have questions or need further information. Thank you in advance for your time.

Sincerely,


Jessica Goldberg
Regulatory Affairs Specialist



Front Panel

NOTIFICATION

Chemsico

Herbicide Concentrate

3A

NOV - 3 2011

See Appendix For Consolidated List of Marketing Claims

Active Ingredients:

Diquat dibromide	2.30%
Fluazifop-p-butyl	1.15%
Dicamba*, Dimethylamine salt	0.77%
Other Ingredients	95.78%
[Total	100.00%]

*0.054lb Dicamba acid equivalent per gallon or 0.63%

KEEP OUT OF REACH OF CHILDREN

WARNING: See [Back] [Side] [Inside] Panel), [Booklet] For additional Precautionary Statements, OR [Peel Open for Use Directions and Further Information

NET CONTENTS: 16 fl oz (1 pt / 473 mL); 32 fl oz (1 qt/946 mL)

[Bracketed text – Optional Language]

[OPTIONAL PRODUCT FACT BOX I]

PRODUCT FACTS

Treats up to 1500 sq ft [Pint] [Makes up to 5 gallons]
Treats up to 3000 sq ft [Quart] [Makes up to 10 gallons]
Treats up to 4000 sq ft [40oz] [Makes up to 13 gallons]

KILLS WEEDS (weed icons)

ALL TYPES OF WEEDS AND GRASSES

WHERE TO USE

- On patios, walkways [or] [driveways] [gravel] [mulch beds]
- Around [flowers], [shrubs or trees.] [in flowerbeds] [ornamentals]
- Along fences and foundations
- In large areas [For ornamental [planting bed] [garden replacement] [For Lawn Replacement]
- Edging around lawns

AMOUNT TO USE

For Best Results: 7 fl oz (14 Tbsp) per gallon of water
General Weed Control (annuals): 5 fl oz (10 Tbsp) per gallon of water
Newly Emerged Weeds: 3 fl oz (6 Tbsp) per gallon of water

Questions & Comments:

(icon telephone) (icon computer)
Call 1-800-332-5553 or visit our website.

[OPTIONAL PRODUCT FACT BOX II]

PRODUCT FACTS

WHAT IT DOES: Kills all types of weeds and grasses [down to the root]

WHERE TO USE: Outdoors [icon]: On patios, walkways, driveways, flowers, shrubs and [or] trees; along fences and in large areas [for ornamental garden plot preparation] [For Lawn Replacement]

WHEN TO USE: For best results, apply during warm, sunny weather (above 60°F)

OPTIONAL MARKETING LANGUAGE

[Chemsico Herbicide Concentrate 3A kills most common weeds, grasses and unwanted vegetation.] [Illustrations] [This product can be used [For edging around lawns] [For ornamental [planting bed] garden plot preparation] in driveways, brick and gravel walkways, curbs, along fences and foundations, near trees and shrubs, in flower beds, mulch beds, gravel, and other similar areas of the yard to get rid of undesirable vegetation.] [Chemsico Herbicide Concentrate 3A can also be used for big jobs such as flower garden preparation] [and lawn replacement [renovation]].

[HOW IT WORKS] [This product [is a non-selective herbicide that] will kill all vegetation contacted. It enters plants through the leaves and moves down to the roots. This will ensure that the entire plant is killed. Avoid direct spray or drift onto desirable plants, lawn grasses, shrubs and trees. Protect desirable plants and vegetation with a piece of plastic or cardboard. If desirable plants are accidentally sprayed, wash plants with water immediately.]

[KILLS] [CONTROLS] the Following [TOUGH] WEEDS AND GRASSES:

[Annual weeds and grasses: Annual ryegrass, annual bluegrass, barmyardgrass, beggarweed, black medic, blue toadflax, brassbuttons, blue mustard, bromegrass, bur clover, buttercup, cheeseweed, chickweed, clover, common groundsel, common lambsquarters, common plantain, common ragweed, crabgrass, creeping beggarweed, diffuse lovegrass, dog fennel, evening primrose, false dandelion, fall panicum, fennel, fiddleneck, field pennycress, field sandbur, filaree, Florida pusley, foxtail, garden spurge, goosegrass, green foxtail, hemp sesbania, henbit, horseweed/marestail, ironweed, knotweed, lambsquarters, little bitter cress, London rocket, maiden cane, mallow, mayweed, mouseear chickweed*, oxalis*, Pennsylvania smartweed, pennywort, pigweed, prickly lettuce, prostrate spurge, puncture vine, purslane, redroot, pigweed, sandspur, shepherdspurse, smartweed, smooth cat's ear, smooth pigweed, sowthistle, spotted spurge, sprangletop, spurges, tansy mustard, tansy ragwort, teasweed, Texas panicum, tumble mustard, velvetleaf, wild geranium*, witch grass, wild mustard, yellow nutgrass, yellow oxalis (and many other annual grasses and weeds)]

[Perennial weeds, grasses, brush:

Alder, artichoke thistle, bahiagrass, barmyardgrass, bentgrass, Bermudagrass, bluegrass, broadleaf plantain, brownseed, paspalum, buckhorn plantain, bull thistle, Canada thistle, cattail, ceanothus, centipede grass, cocklebur, cogongrass, common mullein, common ragweed, coral bead, creeping Charlie, curly dock, dallisgrass, dandelion, dewberry, dog fennel, false dandelion, fescue species, field bindweed, guineagrass, hairy crabgrass, horsenettle, horseradish, iceplant, Johnsongrass, Kentucky bluegrass, kikuyugrass, knapweed, knawel, lantana, maiden cane, milkweed, mouseear chickweed*, nimblewill, nutgrass (nutsedge), oldenlandia, orchardgrass, oxalis*, pampasgrass, pennywort, perennial ryegrass, plantain, purple cudweed*, purple nutsedge, quackgrass, quaking aspen, ragweed, red clover, smooth bromegrass, sourdock, sowthistle, St. Augustine grass, tall fescue

[Bracketed text – Optional Language]

tansy ragwort, Timothy, torpedograss, trumpetcreeper, vaseygrass, Virginia creeper, white clover, whitetop, wild barley, wild blackberry, wild carrot, wild morning-glory, wild oats, yarrow, yellow nutgrass, yellow starthistle, zoysia.]
*annual or perennial

Back Panel

STOP. [Read and follow label instructions] [Read Entire Label Before use] [Lift Here. Press to Reseal]

Environmental Hazards

This pesticide is toxic to aquatic invertebrates. To protect the environment, do not allow pesticide to enter or run off into storm drains, drainage ditches, gutters or surface waters. Applying this product in calm weather when rain is not predicted for the next 24 hours will help to ensure that wind or rain does not blow or wash pesticide off the treatment area. Rinsing application equipment over the treated area will help avoid run off to water bodies or drainage systems.

DIRECTIONS FOR USE

It is a violation of Federal law to use this product in a manner inconsistent with its labeling. *For outdoor residential use only.*



Do not allow people or pets to enter the treated area until sprays have dried.

APPLICATION RESTRICTIONS

Do not apply this product in a way that will contact any person, pet, either directly or through drift. Keep people and pets out of the area during application.

USER SAFETY RECOMMENDATIONS

Clothing and protective equipment exposed to this product should be washed in detergent and hot water. Such items should be kept and washed separately from other laundry.

[This product is formulated for "spot" treatment of individual weeds and grasses or for treatment of large areas as instructed on this label (see specific site areas below).]

MIXING INSTRUCTIONS

TANK SPRAYER (plastic, aluminum or stainless steel)

- Add appropriate amount of concentrate to one gallon of water
- Spot treat or spray evenly over 300 sq ft

DIAL TYPE HOSE-END SPRAYER

- Set sprayer to the "fl oz/ gallon" level specified in the directions
- Use only enough product for the area to be treated.
- Close sprayer, attach to hose and apply.

CONCENTRATE PLUS WATER [HOSE END] TYPE SPRAYER

- Determine the amount of concentrate required
- Pour concentrate into sprayer jar to the required "fl oz" level
- Add the required amount of water to the "gals" level.
- Replace sprayer top on jar and apply

[Two Easy Steps to Mix and Apply]
Step #1: Use a clean sprayer. Carefully measure and mix the amount of Chemsico Herbicide Concentrate 3A (product) and water as directed. Food utensils such as teaspoons and measuring cups must not be used for food purposes after use with pesticides.

Step #2: Spray as directed. Thorough coverage is important. Flush sprayer with clean water after each use.]

AMOUNT TO USE:

To kill newly emerged weeds: 3 fl oz (6 Tbsp) per gallon water treats 300 sq ft

For general weed control [to kill annual weeds and grasses]: 5 fl oz (10 Tbsp) per gallon water treats 300 sq ft

For Best Results [to kill perennial weeds and grasses]: 7 fl oz (14 Tbsp) per gallon water treats 300 sq ft

1 Tbsp = 3 tsp

1 fl oz = 2 Tbsp

[HOW TO APPLY]

- Completely [wet] [cover] the foliage [leaves] of the target vegetation [plant]. Do not overspray.
- A single application controls most [listed] weeds.
- Most treated weeds usually show initial symptoms within 24 hours and complete kill in 1-2 weeks.
- Protect desirable plants with a piece of plastic or cardboard.
- If desirable plants are accidentally sprayed, wash plants with water immediately.
- Do not mow, cut or otherwise disturb treated [vegetation] [weeds] or [plants] for at least 7 days following application.
- Do not use on or around edible feed or food crops.
- Do not make more than 2 applications per year to any given area.

[WHEN TO APPLY] [USE TIPS]

- For best results apply during warm, sunny weather (above 60° F) when weeds are actively growing and no rain is forecast for 24 hours. Rainfall or watering 2 hours [15 minutes] after application will not wash away effectiveness.
- To avoid drift to desirable plants, apply when the air is calm.

WHEN TO REPLANT

- All ornamental flowers, trees and shrubs may be planted 1 day after application.

[WHERE TO USE] [USE SITES] [USE SITUATIONS]:

GENERAL WEED CONTROL: Use along [near] fences, paths, patios, sidewalks, curbs and driveways, around ornamental trees, shrubs, flower beds and plantings, around buildings. Use for trimming and edging landscapes. **Do NOT use for spot weed treatment in lawns, since Chemsico Herbicide Concentrate 3A kills all green plants, including lawn grasses.**

SPOT TREATMENTS: Spray directly on actively growing weeds in and around flower beds, ornamental trees, shrubs, fences, driveways and walkways.

LANDSCAPES: For use in preparing areas for planting of ornamentals, trees, shrubs, desert landscapes, rock gardens, flower beds or similar plantings. Treated areas can be replanted 1 day after treatment.

FOR LAWN RENOVATION/REPLACEMENT:

[HOW [ALTERNATE: WHEN] TO USE]

1. Determine size of area to be treated—measure length and width in feet then multiply to determine coverage area in sq ft (length x width).
2. Use this product to remove [kill] the old lawn and existing weeds and grasses.
3. For best results, apply in spring or fall, when daytime temperatures are at least 60° F.
4. If the lawn is dry [Under dry conditions], water lawn every other day for a week before applying Chemsico Herbicide Concentrate 3A
5. Do not mow for 7 days before or after treatment.
6. Use 7 fl oz (14 Tbs) per gallon of water for each 300 sq ft of area to be treated.

TIPS FOR REPLANTING

- After 7 days, prepare the soil for planting by raking or roto-tilling the lawn. **[Wait 7 days after last application to rake, till or replant with seed or sod]**
- Rake up and remove loosened thatch or debris.
- Mix in starter fertilizer and soil amendments, if needed. Level the soil.
- Apply seed according to directions on seed package, or install sod. Grass seed must have good contact with soil to germinate and grow.
- Keep area moist for 2 weeks to establish new lawn, then water as needed.

REFILL INSTRUCTIONS:

For use as a refill for Chemsico Grass & Weed Killer RTU 3A [brand name]. To refill Chemsico Grass & Weed Killer RTU 3A [brand name], remove cap from bottle to be refilled then measure [7 fl oz (14 tablespoons) and add water to make 1 gallon] [9.5 fl oz (19 tablespoons) and add water to make 1.33 gallons]. Replace cap and tightly close. Wipe off any spilled product.

STORAGE AND DISPOSAL

Pesticide Storage: Store this product only in its original container in a secure storage area away from sources of heat or open flame. Protect product from freezing. **Pesticide Disposal and Container Handling:** Nonrefillable container. Do not reuse or refill this container, except as described in the directions for use (see refill instructions). **if Empty:** Place in trash or offer for recycling if available. **if partly filled:** Call your local solid waste agency for disposal instructions. Never place unused product down any indoor or outdoor drain.

PRECAUTIONARY STATEMENTS

Hazards to Humans and Domestic Animals

WARNING: Causes skin irritation. Causes moderate eye irritation. Do not get on skin or clothing. Avoid contact with eyes. Wear chemical-resistant gloves made out of any waterproof material. Wash thoroughly with soap and water after handling and before eating, drinking, chewing gum, using tobacco, or using the toilet. Remove and wash contaminated clothing before reuse.

First Aid

if on Skin or Clothing:

- Take off contaminated clothing.
- Rinse skin immediately with plenty of water for 15-20 minutes.
- Call a Poison Control Center or doctor for treatment advice

if in Eyes:

- Hold eye open and rinse slowly and gently with water for 15-20 minutes. Remove contact lenses, if present, after the first 5 minutes, then continue rinsing eye.
- Call a Poison Control Center or doctor for treatment advice.

Have the product container or label with you when calling a Poison Control Center, doctor, or going for treatment. You may also contact 1-800-332-5553 for emergency medical treatment advice.

NOTICE: To the extent consistent with applicable law buyer assumes all responsibility for safety and use not in accordance with directions.

[*If you are not satisfied with this product for any reason, send your written request for a refund to the address below, together with the original dated store receipt showing the price you paid. Please allow 6-8 weeks for processing.]

[Questions? Comments call toll-free 1-800-332-5553 or visit our website]

Made in the USA
 Manufactured by Chemsico,
 Division of United Industries Corp.
 P. O. Box 142642
 St. Louis, MO 63114-0642

EPA Reg. No. 9688-265

EPA Est. No 9688-MO-1

©2009

OPTIONAL DIRECTIONS FOR A READY-TO-SPRAY CONCENTRATE PRODUCT FOR LAWN RENOVATION

STOP. [Read and follow label instructions] [Read Entire Label Before use] [Lift Here. Press to Reseal]

Environmental Hazards

This pesticide is toxic to aquatic invertebrates. To protect the environment, do not allow pesticide to enter or run off into storm drains, drainage ditches, gutters or surface waters. Applying this product in calm weather when rain is not predicted for the next 24 hours will help to ensure that wind or rain does not blow or wash pesticide off the treatment area. Rinsing application equipment over the treated area will help avoid run off to water bodies or drainage systems.

DIRECTIONS FOR USE

It is a violation of Federal law to use this product in a manner inconsistent with its labeling. *For outdoor residential use only.*



Do not allow people or pets to enter the treated area until sprays have dried.

APPLICATION RESTRICTIONS

Do not apply this product in a way that will contact any person, pet, either directly or through drift. Keep people and pets out of the area during application.

USER SAFETY RECOMMENDATIONS

Clothing and protective equipment exposed to this product should be washed in detergent and hot water. Such items should be kept and washed separately from other laundry.

[This product is formulated for "spot" treatment of individual weeds and grasses or for treatment of large areas as instructed on this label. (See specific site areas below).]

HOW TO APPLY

Determine the size of the spraying job. [One quart [This container] will treat 1350 sq ft as part of a lawn renovation/replacement program.

USING THE READY SPRAY NOZZLE (Optional subheading)

1. Shake container well before using.
2. Connect a garden hose to the Ready Spray nozzle. Make sure the dial on the nozzle is in the "OFF" position with the [green] safety tab in the valve notch.
3. Turn on water at faucet. Extend hose to the farthest area to be treated and work back toward the faucet so you don't come in contact with the treated area.
4. To BEGIN spraying, point nozzle toward treatment site and a.) bend the [green] safety tab back (located at right of yellow dial) with your thumb, b.) hold while turning yellow dial clockwise until it stops. Water will automatically mix with the product.
5. Spray until wet. Walk at a steady pace while spraying using an even sweeping motion, slightly overlapping treated areas.
6. To STOP spraying, QUICKLY turn the dial counter clockwise until it stops and the safety tab engages into the notch on the valve. Turn water off at faucet. To relieve pressure before removing nozzle from hose, bend the safety tab back and turn dial "ON" until water stops spraying.
7. To STORE unused product, make sure the dial is in the "OFF" position with [green] safety tab in the valve notch. Place in cool area away from heat, sunlight or open flame.

USE TIPS

- Use this product to remove [kill] the old lawn and existing weeds and grasses
- For best results apply in spring or fall when daytime temperatures are at least 60° F.
- If the lawn is dry [under dry conditions] water lawn every other day for a week before applying [product] [Chemsico Herbicide Concentrate 3A]
- Do not mow for 7 days before or after treatment
- After 7 days, prepare the soil for planting by raking or roto-tilling the lawn. [Wait 7 days after last application to rake, till or replant with seed or sod]
- Rake up and remove loosened thatch or debris.
- Mix in starter fertilizer and soil amendments, if needed. Level the soil.
- Apply seed according to directions on seed package, or install sod. Grass seed must have good contact with soil to germinate and grow.
- Keep area moist for 2 weeks to establish new lawn, then water as needed.
- Do not make more than 2 applications per year to any given area.

STORAGE AND DISPOSAL

Pesticide Storage: Store this product only in its original container in a secure storage area away from sources of heat or open flame. Protect product from freezing. **Pesticide Disposal and Container Handling:** Nonrefillable container. Do not reuse or refill this container. **If Empty:** Place in trash or offer for recycling if available. **If partly filled:** Call your local solid waste agency for disposal instructions. Never place unused product down any indoor or outdoor drain.

PRECAUTIONARY STATEMENTS

Hazards to Humans and Domestic Animals

WARNING: Causes skin irritation. Causes moderate eye irritation. Do not get on skin or clothing. Avoid contact with eyes. Wear chemical-resistant gloves made out of any waterproof material. Wash thoroughly with soap and water after handling and before eating, drinking, chewing gum, using tobacco, or using the toilet. Remove and wash contaminated clothing before reuse.

First Aid

<p>If on Skin or Clothing:</p>	<ul style="list-style-type: none"> • Take off contaminated clothing. • Rinse skin immediately with plenty of water for 15-20 minutes. • Call a Poison Control Center or doctor for treatment advice
<p>If in Eyes:</p>	<ul style="list-style-type: none"> • Hold eye open and rinse slowly and gently with water for 15-20 minutes. Remove contact lenses, if present, after the first 5 minutes, then continue rinsing eye. • Call a Poison Control Center or doctor for treatment advice.
<p>Have the product container or label with you when calling a Poison Control Center, doctor, or going for treatment. You may also contact 1-800-332-5553 for emergency medical treatment advice.</p>	

NOTICE: To the extent consistent with applicable law buyer assumes all responsibility for safety and use not in accordance with directions.

[*If you are not satisfied with this product for any reason, send your written request for a refund to the address below, together with the original dated store receipt showing the price you paid. Please allow 6-8 weeks for processing.]

[Questions? Comments call toll-free 1-800-332-5553 or visit our website]

Made in the USA
 Manufactured by Chemsico,
 Division of United Industries Corp.
 P. O. Box 142642
 St. Louis, MO 63114-0642
 EPA Reg. No. 9688-265
 EPA Est. No 9688-MO-1

©2009

CHEMSICO HERBICIDE CONCENTRATE 3A MARKETING CLAIMS

1. *Guaranteed Results [*Or Your Money Back]
2. [Formula] Enters The Plant Within One To Two Hours [Won't Wash Off]
3. [Spot] Treatment For Ornamental Garden] Replanting
4. Absorbed Into The Plant
5. Absorbed On Contact
6. Can Be Used Over The Root Zones Of Trees, Shrubs Or Desirable Plants
7. Control That Doesn't Wash Away
8. Controls [Hardy] [Tough] [Hard To Kill] Weeds
9. Dead [Weeds] [And] [Grass] In 24 Hours
10. Dead Weeds Guaranteed* [*Or Your Money Back]
11. Do-It-Yourself Weed Killer
12. Economical Concentrate
13. Effective Even If It Rains
14. [Kills] All Common Weeds And Grasses
15. Roots & Weeds, [Guaranteed*]
16. Weeds, [Guaranteed*]
17. Fast
18. Fast Acting [Formula]
19. Fast Acting Formula!
20. For Use [Ideal] [Can Be Used] [Use In And Around] [In] [On] [For] [Along] Flower Beds
21. For Use [Use] [Ideal] [Can Be Used] [Use In And Around] [In] [On] [For] [Along] [Around] [Fences], [Driveways], [Walkways], [Shrubs], [Trees]

- [Gardens][Ornamentals] [Walks] [Mulch Beds] [Gravel] [And] [Driveways] [Curbs]
- 22. For Walks, Drives, Fences, Patios And Similar Areas
- 23. Keeps Working, Even If It Rains
- 24. Kills [Even] Tough Weeds [And Grasses]
- 25. Kills From The Inside Out
- 26. Kills Over 155 Types Of Weeds [As Listed]
- 27. Kills Over 155 Varieties Of Broadleaf And Grassy Weeds [As Listed]
- 28. Kills The Entire Plant
- 29. Kills The Root So Weeds Won't Grow Back
- 30. Kills The Root!
- 31. Kills The Weed You See And The Root You Don't
- 32. Kills Weeds And Unwanted Grasses
- 33. Kills Weeds And Unwanted Grasses, Roots And All
- 34. Kills Weeds In [A] [One] Day
- 35. No Root, No Weeds, [Guaranteed]
- 36. Must Be Applied To Foliage
- 37. Overnight Results
- 38. Quick-Kill Formula
- 39. Rainfast In 15 Minutes For Control That Doesn't Wash Away [Won't Wash Away]
- 40. Rainfast In 15 Minutes – Starts To Enter The Plant On Contact
- 41. Rainproof In 15 Minutes
- 42. Rainproof In 15 Minutes Hours For Control That Won't Wash Away
- 43. Replant Flowers, Trees & Shrubs [In Half The Time Of Other Brands] [The Same Weekend]
- 44. Can Be Used Around Trees & Shrubs
- 45. Satisfaction Guaranteed Or Your Money Back [With Proof Of Purchase]
- 46. See Results In [as little as][as fast as] 3 Hrs!
- 47. Starts To Work In [as little as][as fast as] 3 Hours
- 48. Starts Working In Hours
- 49. Systemic Weed And Grass Killer For [Spot] Treatment Of Unwanted Weeds And Grasses
- 50. Systemic Formula
- 51. Triple Action [Formula]
- 52. Won't Wash Away
- 53. Works First Time, Every Time,
- 54. Works In 24 Hours
- 55. Works The First Time [Guaranteed*] * Or Your Money Back
- 56. Works 3 Ways : (1)Results in as littles as 3 hrs, (2) Kills over 155 varieties of Broadleaf & Grassy Weeds as listed, (3) Kills the Root
- 57. Starts Working Immediately!
- 58. Use on Paved & Landscaped Areas

- 69. Mix with Water
- 70. Visible Results as Fast as 3 Hours
- 71. Rainfast in 15 Minutes
- 72. [32 oz Concentrate] Makes up to 10 Gallons
- 73. [16 oz Concentrate] Makes up to 5 Gallons
- 74. [64 oz Concentrate] Makes up to 20 Gallons
- 75. [40 oz Concentrate] Makes up to 13 Gallons [Treats up to 4000 sq ft]
- 76. Concentrated Formula
- 77. [Good][Better] Value
- 78. [Now] Includes Measuring cup
- 79. [New][Convenient][Easy to Store][Easy to Use][Free] measuring cup
- 80. Treats [Covers] up to x,xxx sq ft
- 81. X% More [Free]
- 82. [X%] more than [X oz.][size]
- 83. [Value][Bonus] Size