
 <p>U.S. ENVIRONMENTAL PROTECTION AGENCY Office of Pesticide Programs Registration Division (H7505C) 401 "M" St., S.W. Washington, D.C. 20460</p> <p>NOTICE OF PESTICIDE: <u> x </u> Registration <u> </u> Reregistration</p> <p>(under FIFRA, as amended)</p>	EPA Reg. Number: 9688-211	Date of Issuance: JUN 18 2004
	Term of Issuance: Conditional	
	Name of Pesticide Product: Chemisco Herbicide Concentrate DT	
Name and Address of Registrant (include ZIP Code): Chem ^S isco Division of United Industries Corp. P.O. Box 15842 St. Louis, MO 63114-0842		
<p>Note: Changes in labeling differing in substance from that accepted in connection with this registration must be submitted to and accepted by the Registration Division prior to use of the label in commerce. In any correspondence on this product always refer to the above EPA registration number.</p> <p>On the basis of information furnished by the registrant, the above named pesticide is hereby registered/reregistered under the Federal Insecticide, Fungicide and Rodenticide Act.</p> <p>Registration is in no way to be construed as an endorsement or recommendation of this product by the Agency. In order to protect health and the environment, the Administrator, on his motion, may at any time suspend or cancel the registration of a pesticide in accordance with the Act. The acceptance of any name in connection with the registration of a product under this Act is not to be construed as giving the registrant a right to exclusive use of the name or to its use if it has been covered by others.</p> <p>This product is conditionally registered in accordance with FIFRA section 3(c)(7)(A) provided that you:</p> <ol style="list-style-type: none"> 1. Submit the results of the one year storage stability (830.6317) and corrosion characteristics (830.6320) studies once the studies are completed. 2. Submit/cite all data required for registration/reregistration of your product when the Agency requires all registrants of similar products to submit such data. 3. Make the labeling changes listed below before you release the product for shipment. <ol style="list-style-type: none"> a. Add the phrase "EPA Registration No. 9688-211." b. Based on the acute toxicology profile of this product, revise your Precautionary Statements, Hazards to Humans and Domestic Animals to read "Avoid contact with skin or clothing. Wash thoroughly with soap and water after handling and before eating, drinking, chewing gum, or using tobacco. c. In your First Aid statements, revise "If on skin" to read "If on skin or clothing". d. You may delete the first aid statements for "Eyes" from your label. 		
Signature of Approving Official: 	Date: 6-18-04	

e. Under Storage and Disposal add the subheading "Pesticide Storage", revise "Storage to read "Container Storage".

4. Submit two (2) copies of your final printed labeling before you release the product for shipment. If these conditions are not complied with, the registration will be subject to cancellation in accordance with FIFRA section 6(e). Your release for shipment of the product constitutes acceptance of these conditions.

A stamped copy of labeling is enclosed for your records.

Chemsico Herbicide Concentrate DT

See Appendix For Consolidated List of Marketing Claims

**ACCEPTED
with COMMENTS
In EPA Letter Dated:**

JUN 18 2004

**Under the Federal Insecticide,
Fungicide, and Rodenticide Act,
as amended, for the pesticide
registered under EPA Reg. No.
9688-211**

Active Ingredients:	
Glyphosate.....	14.6%
Diquat dibromide.....	1.9%
Other Ingredients.....	83.5%
[Total.....	100.0%]

KEEP OUT OF REACH OF CHILDREN

CAUTION: See {[Back] [Side] [Inside] Panel}, [Booklet] For additional Precautionary Statements, OR [Peel Open for Use Directions and Further Information

NET CONTENTS: 16 fl oz (1 pt / 473 mL)

[OPTIONAL PRODUCT FACT BOX I]

PRODUCT FACTS

Treats up to 1,740 sq. ft [Pint] [Makes up to 5.8 gallons]
Treats up to 3,480 sq. ft. [Quart] [Makes up to 11.6 gallons]

KILLS WEEDS (weed icons)
ALL TYPES OF WEEDS AND GRASSES

WHERE TO USE

- On patios, walkways [or] [driveways] [gravel] [mulch beds]
- Around [flowers], shrubs or trees, in flower beds and gardens
- Along fences and foundations
- In large areas [For ornamental [planting bed] [garden replacement] [For Lawn Replacement] [Renovation]

AMOUNT TO USE

For Best Results: 5.5 fl oz (11 Tbsp) per gallon of water
General Weed Control (annuals): 2.75 fl oz (5.5 Tbsp) per gallon of water

Questions & Comments:

(icon telephone) (icon computer)
Call 1-800-332-5553 or Visit our website

[OPTIONAL PRODUCT FACT BOX II]

PRODUCT FACTS


WHAT IT DOES: Kills all types of weeds and grasses [down to the root]

WHERE TO USE: **Outdoors** [icon]: On patios, walkways, driveways, flowers, shrubs and [or] trees; along fences in large areas [for ornamental garden plot preparation] [For Lawn Replacement] [Renovation]

WHEN TO USE: For best results, apply during warm, sunny weather (above 60°F)

Questions & Comments:

(icon telephone) (icon computer)
Call 1-800-332-5553 or visit our website



OPTIONAL MARKETING LANGUAGE

[Chemsico Herbicide Concentrate DT {kills}[eliminates] most common weeds, grasses and unwanted vegetation.] *[Illustrations]* [This product can be used [for edging around lawns] [for ornamental [planting bed] garden plot preparation] in driveways, brick and gravel walkways, curbs, along fences and foundations, near trees and shrubs, in flower beds, mulch beds, gravel, and other similar areas of the yard to get rid of undesirable vegetation.] [Chemsico Herbicide Concentrate DT can also be used for big jobs such as flower garden preparation][and lawn replacement].

[HOW IT WORKS] [This product [is a non-selective herbicide that] will kill all vegetation contacted. This herbicide kills unwanted plants by inhibiting the production of a substance found only in plants. It [enters][penetrates] plants through the sprayed foliage and moves down to the roots. Avoid direct spray or drift onto desirable plants, lawn grasses, shrubs and trees. Protect desirable plants and vegetation with a piece of plastic or cardboard. If desirable plants are accidentally sprayed, wash plants with water immediately. Any Chemsico Herbicide Concentrate DT (product) not absorbed by the plant is broken down into natural materials. This product has no soil activity and thus will not affect nearby untreated plants.]

CONTROLS MOST COMMON WEEDS AND GRASSES INCLUDING:

[Annual weeds and grasses: Annual ryegrass, annual bluegrass, barnyardgrass, beggarweed, black medic, blue medic, blue toadflax, brassbuttons, blue mustard, bromegrass, bur clover, buttercup, cheeseweed, chickweed, clover, common groundsel, common lambsquarters, common plantain, common ragweed, crabgrass, creeping beggarweed, diffuse lovegrass, dog fennel, evening primrose, false dandelion, fall panicum, fennel, fiddleneck, field pennycress, field sandbur, filaree, Florida pusley, foxtail, garden spurge, goosegrass, green foxtail, hemp sesbania, henbit, horseweed/marestail, ironweed, knotweed, lambsquarters, little bitter cress, London rocket, maiden cane, mallow, mayweed, mouseear chickweed*, oxalis*, Pennsylvania smartweed, pennywort, pigweed, prickly lettuce, prostrate spurge, puncture vine, purslane, redroot pigweed, sandspur, shepherdspurge, smartweed, smooth cat's ear, smooth pigweed, sowthistle, spotted spurge, sprangletop, spurges, tansy mustard, tansy ragwort, teaweed, Texas panicum, tumble mustard, velvetleaf, wild geranium*, witchgrass, wild mustard, yellow nutgrass, yellow oxalis(and many other annual grasses and weeds).]

[Perennial weeds, grasses and brush: Alder, artichoke thistle, bahiagrass, barnyardgrass, bentgrass, Bermudagrass, blackberries, bluegrass, broadleaf plantain, brownseed paspalum, buckhorn plantain, bull thistle, Canada thistle, cattail, ceanothus, centipedegrass, cherry, cocklebur, cogongrass, common mullein, common ragweed, coralbead, coyote brush, creeping bentgrass, creeping Charlie, creeping lantana, curly dock, dallisgrass, dandelion, dewberry, dog fennel, elderberry, false dandelion, fescue species, field bindweed, guineagrass, hairy crabgrass, honeysuckle, horsetail, horseradish, iceplant, Johnsongrass,

Kentucky bluegrass, kikuyugrass, knapweed, knawel, kudzu, lantana, maiden cane, milkweed, mouseear chickweed*, multiflora rose, nimblewill, nutgrass (nutsedge), oak species, oldenlandia, orchardgrass, oxalis*, pampasgrass, pennywort, perennial ryegrass, plantain, poison oak, poison ivy, poison hemlock, primrose, purple cudweed*, purple nutsedge, quackgrass, quaking aspen, ragweed, raspberry, red clover, smooth bromegrass, sourdock, sowthistle, St. Augustinegrass, sumac, tall fescue, tansy ragwort, thistle, Timothy, torpedograss, trumpetcreeper, vaseygrass, Virginia creeper, white clover, whitetop, wild barley, wild blackberry, wild carrot, wild morning-glory, wild oats, wild sweet potato, willow, yarrow, yellow nutgrass, yellow starthistle, zoysia [and many other perennial grasses, weeds, brush and sedges] [and many unwanted weeds/plants] [as listed].

*Annual or Perennial

STOP. READ ENTIRE LABEL BEFORE USE.**DIRECTIONS FOR USE**

It is a violation of Federal law to use this product in a manner inconsistent with its labeling. *For outdoor residential use only.*



People and pets should not be allowed in treated areas until spray has dried.



[This product is formulated for "spot" treatment of individual weeds and grasses or for treatment of large areas as instructed on this label (see specific site areas below).] Apply with a plastic, aluminum or stainless steel tank-type sprayer. **Do not apply with galvanized or unlined steel sprayer, or through any irrigation system or sprinkling can.**

MIXING INSTRUCTIONS

1 Tablespoon (Tbs) equals 3 teaspoons (tsp)

1 fl oz equals 2 Tablespoons (Tbs)

Food utensils such as teaspoons and measuring cups should not be used for food purposes after use with pesticides.



MIXING INSTRUCTIONS**TANK SPRAYER** (plastic, aluminum or stainless steel)

- Add appropriate amount of concentrate to one gallon of water
- Spot treat or spray evenly over 300 sq ft

DIAL TYPE HOSE-END SPRAYER

- Set sprayer to the "fl. oz/gallon" level specified in the directions
- Use only enough product for the area to be treated.
- Close sprayer, attach to hose and apply.

CONCENTRATE PLUS WATER [HOSE END] TYPE SPRAYER

- Determine the amount of concentrate required
- Pour concentrate into sprayer jar to the required "fl. oz." level
- Add the required amount of water to the "gals" level.
- Replace sprayer top on jar and apply

AMOUNT TO USE:

For Best Results [For Tough Weeds]: 5.5 fl oz (11 Tbs) per gallon of water treats 300 sq ft

For General Weed Control: 2.75 fl oz (5.5 Tbs) per gallon of water treats 300 sq ft

[OPTIONAL ALTERNATE MIXING INSTRUCTIONS]**[Two Easy Steps to Mix and Apply]**

Step #1: Use a clean plastic, aluminum or stainless steel tank-type sprayer. Carefully measure and mix the amount of Chemsico Herbicide Concentrate DT (product) and water as directed. *Food utensils such as teaspoons and measuring cups should not be used for food purposes after use with pesticides.*

Step #2: Spray as directed. Thorough coverage is important. Flush sprayer with clean water after each use.

[Amount to use]: For best results use 5.5 fl oz (11 Tbs) per gallon of water. For easy to kill weeds such as seedlings add 2.75 fl oz (5.5 Tbs) to one gallon of water.

[HOW TO APPLY]

- Completely [wet] [cover] the foliage [leaves] of the target vegetation [plant]. Do not overspray.
- A single application controls most [listed] weeds.
- Most treated weeds usually show initial symptoms within 24 hours and complete kill in 1-2 weeks.
- Protect desirable plants, with a piece of plastic or cardboard.
- If desirable plants are accidentally sprayed, wash plants with water immediately.
- Do not mow, cut or otherwise disturb treated [vegetation] [weeds] or [plants] for at least 7 days following application.
- Do not use on or around edible feed or food crops.

[WHEN TO APPLY] [USE TIPS]

- For best results apply during warm, sunny weather (above 60° F) when weeds are actively growing and no rain is forecast for 24 hours. Rainfall or watering 2 hours after application will not wash away effectiveness.
- To avoid drift to desirable plants, apply when the air is calm.

WHEN TO REPLANT

- All ornamental flowers, trees and shrubs may be planted 1 day after application.

[WHERE TO USE] [USE SITES] [USE SITUATIONS]:

GENERAL WEED CONTROL: Use along [near] fences, paths, patios, sidewalks, curbs and driveways, around ornamental trees, shrubs, flower beds and plantings, around buildings. Use for trimming and edging landscapes. **Do NOT use for spot weed treatment in lawns, since Chemsico Herbicide Concentrate DT kills all green plants, including lawn grasses.**

SPOT TREATMENTS: Spray directly on actively growing weeds in and around flower beds, ornamental trees, shrubs, fences, driveways and walkways.

LANDSCAPES: For use in preparing areas for planting of ornamentals, trees, shrubs, desert landscapes, rock gardens, flower beds or similar plantings. Treated areas can be replanted 1 day after treatment.

Option A: FOR LAWN [RENOVATION] [REPLACEMENT]:

- Use 5.5 fl oz (11 Tbs) per gallon of water for each 300 sq. ft. of area to be treated.
- Use this product to [remove] [kill] the old lawn and existing weeds and grasses.



- For best results, apply in spring or fall, when daytime temperatures are at least 60° F.
- If the lawn is dry [Under dry conditions], water lawn every other day for a week before applying Chemsico Concentrate Herbicide Concentrate DT.
- Do not mow for 7 days before or after treatment.
- After 7 days, prepare the soil for planting by raking or roto-tilling the lawn. **[Wait 7 days after last application to rake, till or replant with seed or sod]**
- Rake up and remove loosened thatch or debris.
- Mix in starter fertilizer and soil amendments, if needed. Level the soil.
- Apply seed according to directions on seed package, or install sod. Grass seed must have good contact with soil to germinate and grow.
- Keep area moist for 2 weeks to establish new lawn, then water as needed.

**Option B: FOR LAWN RENOVATION/REPLACEMENT:
[HOW [ALTERNATE: WHEN] TO USE]**

1. Use this product to [remove] [kill] the old lawn and existing weeds and grasses.
2. For best results, apply in spring or fall, when daytime temperatures are at least 60° F.
3. If the lawn is dry [Under dry conditions], water lawn every other day for a week before applying Chemsico Herbicide Concentrate DT.
4. Do not mow for 7 days before or after treatment.
5. Use 5.5 fl oz (11 Tbs) per gallon of water for each 300 sq ft of area to be treated.

TIPS FOR REPLANTING

- After 7 days, prepare the soil for planting by raking or roto-tilling the lawn. **[Wait 7 days after last application to rake, till or replant with seed or sod]**
- Rake up and remove loosened thatch or debris.
- Mix in starter fertilizer and soil amendments, if needed. Level the soil.
- Apply seed according to directions on seed package, or install sod. Grass seed must have good contact with soil to germinate and grow.
- Keep area moist for 2 weeks to establish new lawn, then water as needed.

WILDLIFE AREAS SITE PREPARATION: Use Chemsico Herbicide Concentrate DT to prepare areas for planting wildlife food plots. Exotic or undesirable plants can be controlled with Chemsico Herbicide Concentrate DT to allow for planting or recovery of native plant species. Spot treatments may be directed to selectively remove unwanted plants. **Avoid spray drift to desirable plants. [Be careful to keep spray off desirable plants].**

FOR BRUSH CONTROL: Apply to green and actively growing brush. For plants taller than 5 feet, cut them back and spray the regrowth. Fall applications to brush

may delay control to the following season. A second application may be required on hard-to-control species such as blackberry, kudzu, or poison oak.

FOR STUMP TREATMENT: Stumps can be treated to prevent regrowth. For best results, treat when the vegetation is actively growing or immediately (within 5 minutes) after being cut down.

- Cut the stump close to the soil surface.
- Make 4-5 nail holes in the stump.
- Flood the stump with undiluted product. [Pour undiluted product into holes.]

This procedure will control or [suppress][prevent regrowth of] many types of woody brush and trees, such as alder, bluegum eucalyptus, madrone, oak, giant reed, salt cedar, sweetgum, and tan oak.

TO KILL VINES:

- If vine is growing up a pole, fence or mature tree trunk [tree trunks with mature bark], cut vine to a height of 3 to 4 feet and spray to thoroughly cover remaining vine.
- If vine is climbing a shrub or immature (green) tree trunk [tree trunks with green bark], to avoid damage to these plants, cut vine at base and spray its regrowth. Shield shrub and green trunk [bark] from spray drift with a sheet of plastic or cardboard.

STORAGE AND DISPOSAL

Storage: Store product in original container in a secure storage area away from sources of heat or open flame. Protect product from freezing. **Disposal: If empty:** Do not reuse this container. Place in trash or offer for recycling if available. **If partly filled:** Call your local solid waste agency or 1-800-CLEANUP for disposal instructions. Never place unused product down any indoor or outdoor drain.


PRECAUTIONARY STATEMENTS

Hazards to Humans and Domestic Animals

CAUTION: Harmful if absorbed through skin. ~~Causes moderate eye irritation.~~ Avoid contact with skin, eyes or clothing. Wash thoroughly with soap and water after handling.

FIRST AID

If on Skin: Take off contaminated clothing. Rinse skin with plenty of water for 15-20 minutes. Call a Poison Control Center or doctor for treatment advice. **If in Eyes:** Hold eye open and rinse slowly and gently with water for 15-20 minutes. Remove contact lenses, if present, after the first 5 minutes, then continue rinsing eye. Call a Poison Control Center or doctor for treatment advice. Have the product container or label with you when calling a Poison Control Center, doctor, or going for treatment.



Environmental Hazards

Do not apply directly to water. Do not contaminate water when disposing of equipment washwaters.

NOTICE: Buyer assumes all responsibility for safety and use not in accordance with directions.

[*If you are not satisfied with this product for any reason, send your written request for a refund to the address below, together with the original dated store receipt showing the price you paid. Please allow 6-8 weeks for processing.]

[*Questions? Comments* call toll-free 1-800-332-5553 or visit our website]

Made in the USA
Manufactured by Chemsico,
Division of United Industries Corp.
P. O. Box 142642
St. Louis, MO 63114-0642

EPA Reg. No. 9688

EPA Est. No 9688-MO-1

© 2003

0000 9

APPENDIX – CONSOLIDATED LIST OF CHEMSICO HERBICIDE CONCENTRATE DT MARKETING CLAIMS

Fast Acting [Formula] • New [Formula] • [New] [Formula] [enters][penetrates] the plant within one to two hours [won't wash off] • Water-based • Kills the Root • Kills the Root So Weeds Won't Grow Back • Kills Weeds and Unwanted Grasses, Roots and All • No Root, No Weeds, [Guaranteed*] • Eliminates Roots & Weeds, [Guaranteed*] • Eliminates Weeds, [Guaranteed*] • Can be Used Over the Root Zones of Trees, Shrubs or Desirable Plants • Fast & [and] complete • Kills the Entire Plant • Rainproof in 2 hours • Rainproof in 2 Hours for Control That Won't Wash Away • Rainfast in Hours – Starts to enter the Plant on Contact • Rainfast in 2 hours for control that doesn't wash away [won't wash away] • Starts Working in Hours • Controls [Hardy] [Tough] [Hard To Kill] Weeds • No Soil Activity, Must be Applied to Foliage • No residual activity in soil • Does not have soil activity • For use [Ideal] [Can be Used] [Use in and around] [in] [on] [for] [along] flower beds • Works First Time, Every time, Kills the Weed you see and the Root you Don't • Kills over 155 types of weeds [as listed] • Kills over 155 varieties of broadleaf and grassy weeds [as listed] • Eliminates [kills] all common weeds and grasses • Kills Weeds and Unwanted Grasses • Systemic Weed & Grass Killer • Systemic Weed and Grass Killer for [Spot] Treatment of Unwanted Weeds and Grasses • For Use [Use] [Ideal] [Can be Used] [Use in and around] [in] [on] [for] [along] [around] [fences], [driveways], [walkways], [shrubs], [trees] [ornamentals] [Walks] [Mulch Beds] [Gravel] [and] [Driveways] [Curbs] • [Spot] Treatment for Ornamental Garden Replanting • For Lawn [Replacement][Renovation] • No soil activity • Satisfaction guaranteed or your money back [with proof of purchase] • Dead Weeds Guaranteed* • Overnight results • *Guaranteed Results [or your money back] • Do-it-yourself weed killer • Starts to work in 24 hours • See Results in 24 hrs ! • For walks, drives, fences, patios and similar areas • Kills the Root ! • Fast Acting Formula! • Kills All Treated Weeds • Fastest Replanting Available • Replant flowers, trees & shrubs [in half the time of other brands] [the same weekend] • Safe to use around trees & shrubs • Effective even if it rains • Control that doesn't wash away • Works the first time [guaranteed*] • [New] Improved Formula • Works in 24 hours • Absorbed into the plant • Kills from the Inside Out • Absorbed on Contact • Penetrates on Contact • Economical Concentrate • Keeps Working, Even If it Rains • Exclusive Formula • Won't Wash Away • Kills Weeds in [a] [one] day • Quick Kill Formula • Systemic Control • Dual Action • Dual

Systemic Action • Absorbed in both Broadleaf and Grassy Weeds • Absorbs on Contact, Starts Working Immediately • Begins Absorbing on contact • Can Reseed or Sod Lawns 7 days After Treatment • Concentrated for Extra Value • Kills Almost All (Annual & Perennial) Weeds, Grasses and Other Unwanted Plants • Kills the Root so Weeds Don't Come Back