



9688-191

08/05/2002

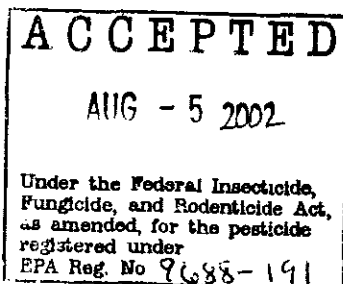
1/6

 <p>U.S. ENVIRONMENTAL PROTECTION AGENCY Office of Pesticide Programs Registration Division (H7505C) 401 "M" St., S.W. Washington, D.C. 20460</p> <p>NOTICE OF PESTICIDE: <u> x </u> Registration <u> </u> Reregistration</p> <p>(under FIFRA, as amended)</p>	EPA Reg. Number: 9688-191	Date of Issuance: AUG - 5 2002
	Term of Issuance: Conditional	
	Name of Pesticide Product: Chemsico Herbicide DG RTU	
Name and Address of Registrant (include ZIP Code): Chemsico United Industries Corporation P.O. Box 142642 St. Louis, MO 63114-0642		
<p>Note: Changes in labeling differing in substance from that accepted in connection with this registration must be submitted to and accepted by the Registration Division prior to use of the label in commerce. In any correspondence on this product always refer to the above EPA registration number.</p>		
<p>On the basis of information furnished by the registrant, the above named pesticide is hereby registered/reregistered under the Federal Insecticide, Fungicide and Rodenticide Act.</p> <p>Registration is in no way to be construed as an endorsement or recommendation of this product by the Agency. In order to protect health and the environment, the Administrator, on his motion, may at any time suspend or cancel the registration of a pesticide in accordance with the Act. The acceptance of any name in connection with the registration of a product under this Act is not to be construed as giving the registrant a right to exclusive use of the name or to its use if it has been covered by others.</p> <p>This product is conditionally registered in accordance with FIFRA section 3(c)(7)(A) provided that you:</p> <ol style="list-style-type: none"> 1. Submit/cite all data required for registration/reregistration of your product when the Agency requires all registrants of similar products to submit such data. 3. Add the phrase "EPA Registration No. 9688-191" before you release the product for shipment. 3. Submit three (3) copies of your final printed labeling before you release the product for shipment. <p>If these conditions are not complied with, the registration will be subject to cancellation in accordance with FIFRA sec. 6(e). Your release for shipment of this product constitutes acceptance of these conditions.</p> <p>A stamped copy of the label is enclosed for your records.</p>		
Signature of Approving Official: 		Date: 8/5/02

Chemsico Herbicide DG RTU

[Do-it-yourself weed killer • Starts to Work in 24 hrs ! • See results in 24 hours • For walks, drives, fences, patios and similar areas • Kills the Root ! • Water-based • Fast Acting Formula !]

Complete List of Marketing claims on page 5



ACTIVE INGREDIENT:

Glyphosate, isopropylamine salt	0.96%
Diquat dibromide	0.10%
Other ingredients	98.94%
Total.....	100.00%

KEEP OUT OF REACH OF CHILDREN

CAUTION See (side)(back) (inside) (panel) (booklet) for additional precautionary statements

Net Contents: 128 fl oz (1 gal) (3.78L)

OPTIONAL PRODUCT FACT BOX

Product Facts

- Container treats more than/over 200 weeds [24 fl oz.]
- Container treats more than/over 500 weeds [1/2 gal, 2L]
- Container treats more than/over 1000 weeds [1 gal, 4 L]
- Container treats more than/over 1300 weeds [or] Container treats 390 sq. ft [5 L]
- Container treats more than/over 1500 weeds [6L]
- Container treats more than/over 2000 weeds [2 gal]

KILLS WEEDS

[illustrate grassy, broadleaf and woody weeds]
ALL TYPES OF WEEDS AND/ & GRASSES

WHERE TO USE:

- On patios, walkways or driveways
- In flower beds
- Around shrubs and/ & trees
- Along fences and/ & foundations
- Other areas in your yard
- Edging around lawns
- For ornamental garden plot preparation

Questions & comments:

(phone icon) (computer icon)
Call 800-332-5533 or www.(address)

OPTIONAL MARKETING LANGUAGE

[Chemsico Herbicide DG RTU eliminates all types of common weeds and grasses [as listed]. (*illustrations*) This product can be used [for] [edging around lawns] [ornamental garden plot preparation] in driveways, walkways, curbs, along fences and foundations, near trees and shrubs, in flower beds, mulch beds and other similar areas of the yard to get rid of undesirable vegetation.]

[This product [is a non-selective herbicide that] will kill any vegetation contacted. This herbicide kills unwanted plants by inhibiting the production of a substance found only in plants. It enters plants through the leaves and moves down to the roots. This will ensure that the entire plant is eliminated. Avoid direct spray or drift onto desirable plants, lawn grasses, shrubs, and trees. Protect desirable plants and vegetation with a piece of plastic or cardboard. If desirable plants are accidentally sprayed, wash plants with water immediately. Any herbicide not absorbed by the plant is broken down into natural materials. This product has no soil activity and thus will not affect nearby untreated plants.]

[This container covers approximately 300 sq. ft. Coverage may be reduced if large brush species are treated.]

o/c

CONTROLS MOST COMMON WEEDS AND GRASSES INCLUDING:

[Annual weeds and grasses: Annual ryegrass, annual bluegrass, barnyardgrass, beggarweed, black medic, blue medic, blue toadflax, brassbuttons, blue mustard, bromegrass, bur clover, buttercup, cheeseweed, chickweed, clover, common groundsel, common lambsquarters, common plantain, common ragweed, crabgrass, creeping beggarweed, diffuse lovegrass, dog fennel, evening primrose, false dandelion, fall panicum, fennel, fiddleneck, field pennycress, field sandbur, filaree, Florida pusley, foxtail, garden spurge, goosegrass, green foxtail, hemp sesbania, henbit, horseweed/marestail, ironweed, knotweed, lambsquarters, little bitter cress, London rocket, maiden cane, mallow, mayweed, mouseear chickweed*, oxalis*, Pennsylvania smartweed, pennywort, pigweed, prickly lettuce, prostrate spurge, puncture vine, purslane, redroot, pigweed, sandspur, shepherdspurge, smartweed, smooth cat's ear, smooth pigweed, sowthistle, spotted spurge, sprangletop, spurges, tansy mustard, tansy ragwort, teaweed, Texas panicum, tumble mustard, velvetleaf, wild geranium*, witch grass, wild mustard, yellow nutgrass, yellow oxalis (and many other annual grasses and weeds)]

[Perennial weeds, grasses, brush:

Alder, artichoke thistle, bahiagrass, barnyardgrass, bentgrass, Bermudagrass, blackberries, bluegrass, broadleaf plantain, brownseed, paspalum, buckhorn plantain, bull thistle, Canada thistle, cattail, ceanothus, centipedegrass, cherry, cocklebur, cogongrass, common mullein, common ragweed, coral bead, coyote brush, creeping bentgrass, creeping Charlie, creeping lanterna, curly dock, dallisgrass, dandelion, dewberry, dog fennel, elderberry, false dandelion, fescue species, field bindweed, guineagrass, hairy crabgrass, honeysuckle, horsenettle, horseradish, iceplant, Johnsongrass, Kentucky bluegrass, kikuyugrass, knapweed, knawel, kudzu, lanterna, maiden cane, milkweed, mouseear chickweed*, multiflora rose, nimblewill, nutgrass (nutsedge), oak species, oldenlandia, orchardgrass, oxalis*, pampasgrass, pennywort, perennial ryegrass, plantain, poison oak, poison ivy, poison hemlock, primrose, purple cudweed*, purple nutsedge, quackgrass, quaking aspen, ragweed, raspberry, red clover, smooth bromegrass, sourdock, sowthistle, St. Augustine grass, sumac, tall fescue, tansy ragwort, Timothy, torpedograss, trumpetcreeper, vaseygrass, Virginia creeper, white clover, whitetop, wild barley, wild blackberry, wild carrot, wild morning-glory, wild oats, wild sweet potato, willow, yarrow, yellow nutgrass, yellow starthistle, zoysia [and many other perennial grasses, weeds, brush and sedges] [as listed].] *annual or perennial

STOP. Read entire label before use**DIRECTIONS FOR USE**

It is a violation of Federal law to use this product in a manner inconsistent with its labeling. *For home use only.*



People and pets should not be allowed in treated areas until spray has dried.

[When to use] [When to Apply] [Use Tips]

- For best results apply during warm, sunny weather (above 60° F).
- Apply when weeds are actively growing and no rain is forecast for 24 hours.
- To avoid drift to desirable plants, apply when the air is calm.
- Completely [wet] [cover] the foliage [leaves] of the target vegetation [plant]. Do not overspray.
- Sprayed plants begin yellowing and wilting in about 24 hrs, with complete kill, including the roots, in 1 to 2 weeks.
- Protect desirable plants including fruit and vegetables, with a piece of plastic or cardboard.
- If desirable plants are accidentally sprayed, wash plants with water immediately.
- Do not mow, cut or otherwise disturb treated [vegetation] [weeds] or [plants] for at least 7 days following application.
- Rainfall or watering 2 hours after application will not wash away effectiveness.

Not recommended for spot weed treatment in established lawns since lawn grasses will be killed too.

[How to use] [Application Instructions]

Chemsico Herbicide DG RTU is pre-mixed and ready to use and is formulated for "spot" treatment of weeds and grasses. [It is ideal for tough to reach weeds found in flower beds. Use it on driveways and walkways, or around fences, trees, flower beds, shrubs and other areas in your yard.]

[OPTIONAL EDGER TEXT]

Chemsico Herbicide DG RTU is an easy edger for use along driveways, walkways, curbs, sidewalk cracks, around landscaping, ornamentals, trees, and shrubs. Use in larger areas such as patios and brick and gravel walks. [This product treats 1200 linear feet (3 inch wide band)]

[SPRINKLER CAP APPLICATOR]

1. Remove cap from applicator head and make sure that the applicator head is screwed firmly on the bottle.
2. Hold the bottle about 2 to 6 inches from the area to be treated. Invert the bottle and apply product to thoroughly cover unwanted vegetation. The width of the stream may be adjusted by either raising or lowering the bottle.
3. Use just enough product to completely [cover] [wet] the [vegetation] [plant].

[Sprayer Instructions]**(OPTION A: Hand Sprayer Application)**

How to prime and care for your sprayer:

1. **CONNECT TRIGGER SPRAYER.** Unscrew and discard the [white] cap on the bottle. Insert the hose into the bottle and tighten the cap securely.
2. **PRIME SPRAYER.** Turn the sprayer nozzle one-half turn counter-clockwise. Hold the sprayer lower than the bottle and squeeze the trigger several times until it sprays. Adjust the nozzle to coarse spray pattern. Avoid sprays which are too fine because they can drift and damage other plants.
3. Spray unwanted grass & weeds until completely [covered] [wet].

[OPTION B: Trigger Sprayer applicator]

1. Turn nozzle to coarse spray pattern. Avoid sprays which are too fine because they can drift and damage other plants.
2. Spray unwanted grass & weeds until completely [covered] [wet].

**[OPTION C: Power Spray Instructions]**

1. **CONNECT WAND HOSE TO POWER SPRAY BOTTLE.** Unwrap the wand. Unscrew and discard the **Black Cap** protecting the bottle opening. (graphic) Push the **Clear Tube** down through the small opening on the bottle. Tightly screw the **Green Hose Connector Cap** onto the bottle (graphic). Make sure the **Green button** on the wand is "OFF" or "UP" before pressurizing (graphic).
2. **PRESSURIZE THE POWER SPRAY.** Break off the **Pump Handle "TAB"** with your thumb (graphic). Pump 20-30 times to build up pressure. NOTE: The Power Spray bottle may bulge slightly as it is pressurized. Never pressurize by any means other than the pump included. You'll need to pump every once in a while to keep the Power Spray pressurized during use.
3. **SPRAY WEEDS AND UNWANTED GRASS!** Just depress the **Green Button** on the wand to spray. If needed, the button can be locked "ON" by pushing it down and forward at the same time. The reverse motion will lock it "OFF" (graphic). Spray unwanted grass or weeds until [covered] [wet].

[WHEN TO REPLANT]

- All ornamental flowers, trees and (&) shrubs may be planted **1 day after** application.

STORAGE AND DISPOSAL**[OPTION A: Hand Sprayer Applicator]**

Storage: Turn the nozzle to "OFF" position and store with sprayer above the level of liquid in container to prevent leakage. **Disposal: If empty:** Do not reuse this container. Place in trash or offer for recycling if available. **If partly filled:** Call your local solid waste agency or 1-800-CLEANUP for disposal instructions. Never place unused product down any indoor or outdoor drain.

[OPTION B: Trigger Sprayer and Sprinkler Cap]

Storage: Store in a cool, dry area away from heat or open flame. **Disposal: If empty:** Do not reuse this container. Place in trash or offer for recycling if available. **If partly filled:** Call your local solid waste agency or 1-800-CLEANUP for disposal instructions. Never place unused product down any indoor or outdoor drain.

[OPTION C: Power Pump Sprayer]

Storage: Store in a cool, dry area away from heat or open flame. **Always release pressure by unscrewing the pump cap before storing.** **Disposal: If empty:** Do not reuse this container. Place in trash or offer for recycling if available. **If partly filled:** Call your local solid waste agency or 1-800-CLEANUP for disposal instructions. Never place unused product down any indoor or outdoor drain.

PRECAUTIONARY STATEMENTS**Hazards to Humans and Domestic Animals**

CAUTION: Harmful if absorbed through the skin. Avoid contact with skin or clothing. Wash thoroughly with soap and water after handling.

FIRST AID: If on Skin or Clothing: Take off contaminated clothing. Rinse skin with plenty of water for 15-20 minutes. Call a Poison Control Center or doctor for treatment advice.

Have the product container or label with you when calling a Poison Control Center or doctor, or going for treatment.

ENVIRONMENTAL HAZARDS

Do not apply directly to water. Do not contaminate water when disposing of equipment washwaters.

NOTICE: Buyer assumes all responsibility for safety and use not in accordance with directions.

Made in the USA by Chemsico, Division of United Industries Corp., P. O. Box 142642, St. Louis, MO 63114-0642

[Questions or Comments? call 1-800-332-5553]

EPA Reg. No. 9688-

EPA Est. No. 9688-MO-1

© 2002

5/6

CHEMSICO HERBICIDE DG RTU MARKETING CLAIMS

Ready-To-Use • No Mixing Required [Necessary] • Ready-To-Use, No Mixing • No Measuring • Fast Acting [Formula] • New [Formula] • Contains Glyphosate • [New] Glyphosate Formula • Now with Glyphosate • [New] [Formula] enters the plant within one to two hours [won't wash off] • Water-based • Kills the Root • Kills the Root So Weeds Won't Grow Back • Kills Weeds and Unwanted Grasses, Roots and All • No Root, No Weeds, [Guaranteed] • Eliminates Roots & Weeds, [Guaranteed] • Eliminates Weeds, [Guaranteed] • Can be Used Over the Root Zones of Trees, Shrubs or Desirable Plants • Fast & [and] complete • Kills the Entire Plant • Rainproof in 2 hours • Rainproof in 2 Hours for Control That Won't Wash Away • Rainfast in Hours – Starts to enter the Plant on Contact • Rainfast in 2 hours for control that doesn't wash away [won't wash away] • Starts Working in Hours • Controls [Hardy] [Tough] [Hard To Kill] Weeds • No Soil Activity, Must be Applied to Foliage • No residual activity in soil • Does not have soil activity • Breaks Down Into natural materials • For use [Ideal] [Can be Used] [Use in and around] [in] [on] [for] [along] flower beds • Works First Time, Every time, Kills the Weed you see and the Root you Don't • Kills over 175 types of weeds [as listed] • Kills over 175 varieties of broadleaf and grassy weeds [as listed] • Eliminates [kills] all common weeds and grasses • Kills Weeds and Unwanted Grasses • Systemic Weed and Grass Killer for [Spot] Treatment of Unwanted Weeds and Grasses • For Use [Use] [Ideal] [Can be Used] [Use in and around] [in] [on] [for] [along] [around] [fences], [driveways], [walkways], [shrubs], [trees] [ornamentals] [Walks] [Mulch Beds] [Gravel] [and] [Driveways] [Curbs] • [Spot] Treatment for Ornamental Garden Replanting • No soil activity • Satisfaction guaranteed or your money back [with proof of purchase] • Dead Weeds Guaranteed* • Overnight results • *Guaranteed Results or your money back • Do-it-yourself weed killer • Starts to work in 24 hours • See Results in 24 hrs ! • For walks, drives, fences, patios and similar areas • Kills the Root ! • Water-based • Fast Acting Formula • Kills All Treated Weeds • Fastest Replanting Available • Replant flowers, trees & shrubs [in half the time of other brands] [the same weekend] • Safe to use around trees & shrubs • Effective even if it rains • Faster results than the leading brand • Control that doesn't wash away • Not even the leading brand [is faster] [is as fast] • Faster results than the leading brand • Control that doesn't wash away • Nothing is more effective • Dead [weeds] [and] [grass] in 24 hours and they'll never come back • Best results available • As effective as any other brand • Kills stumps, brush grasses and weeds [without harming desirable trees &

shrubs] • Works the first time [guaranteed*] • Our Best Formula [Ever] • [New] Improved Formula • Works in 24 hours • Absorbed into the plant • Kills from the Inside Out • Absorbed on Contact • [Better] [Best] value • Economical Concentrate • Keeps Working, Even If it Rains • Exclusive Formula • Fast Acting Formula • Won't Wash Away • Kills Weeds in [a] [one] day • More Concentrated to Work Better • Quick-Kill Formula