


9688-183

10-12-2006

1/11

Please read instructions on reverse before completing form.

Form Approved. OMB No. 2070-0060. Approval expires 11-30-93

 United States Environmental Protection Agency Office of Pesticide Programs (H7505C) Washington, DC 20460	<input type="checkbox"/> <input checked="" type="checkbox"/>	Registration Amendment Other	OPP Identifier Number
Application for Pesticide:			

Section I		
1. Company/Product Number 9688-183	2. Product Manager G. LaRocca	3. Proposed Classification <input type="checkbox"/> None <input type="checkbox"/> Restricted
4. Company/Product (Name) Chemsico Insecticide Concentrate 5L	PM# 13	
5. Name and Address of Applicant (include ZIP Code) Chemsico, Division of United Industries Corporation PO Box 142642 St. Louis, Missouri 63114-0642 <input type="checkbox"/> Check if this is a new address		6 Expedited Review. In accordance with FIFRA Section 3(c)(3) (b)(i), my product is similar or identical in composition and labelling to: EPA Reg. No. _____ Product Name _____


Section II		NOTIFICATION
<input type="checkbox"/> Amendment - Explain below <input type="checkbox"/> Resubmission in response to Agency letter dated _____ <input checked="" type="checkbox"/> Notification - Explain below.	<input type="checkbox"/> Final printed label in response to Agency letter dated _____ <input type="checkbox"/> "ME TOO" Application. <input type="checkbox"/> Other - explain below	OCT 12 2006

Explanation: Use additional page(s) if necessary. (For section I and Section II)

Notification per PR Notice 98-10 to add to the label, alternate Directions for Use and a Product Facts Box. Within the alternate Directions for Use, we added two types of application equipment at a single-use rate with limited use sites: lawns and outdoor surfaces. This is a re-statement of use rates and sites on the currently accepted label.

Section III			
1. Material in Which This Product Will Be Packaged:			
Child-Resistant Packaging <input type="checkbox"/> Yes * <input type="checkbox"/> No	Unit Packaging <input type="checkbox"/> Yes <input type="checkbox"/> No	Water-Soluble Packaging <input type="checkbox"/> Yes <input type="checkbox"/> No	2. Type of Container <input type="checkbox"/> Metal <input type="checkbox"/> Plastic <input type="checkbox"/> Glass <input type="checkbox"/> Paper <input type="checkbox"/> Other (Specify) _____
* Certification must be submitted. If "YES," Unit package wgt No. per container		If "YES," Package wgt No. per container	
3. Location of Net Contents Information <input type="checkbox"/> Label <input type="checkbox"/> Container		4. Size(s) of Retail Container	
5. Location of Label Directions <input type="checkbox"/> On Label <input type="checkbox"/> On Labeling accompanying product		6. Manner in Which Label Is Affixed To Product <input type="checkbox"/> Lithographed <input type="checkbox"/> Paper glued <input type="checkbox"/> Stenciled	

Section IV		
1. Contact Point (Complete items directly below for identification of the individual to be contacted, if necessary, to process this application)		
Name Jennifer D. Morton	Title Regulatory Affairs Specialist	Telephone No. (include Area Code) 1-800-242-1166 Ext 2737

Certification I certify that the statements I have made on this form and all attachments thereto are true, accurate, and complete. I acknowledge that any knowingly false or misleading statement may be punishable by fine or imprisonment or both under applicable law.		6 Date Application Received (Stamped)
2. Signature 	3. Title Regulatory Affairs Specialist	
4. Typed Name Jennifer D. Morton	5. Date September 21, 2006	

CHEMSICO

Insecticide Concentrate 5L

For Outdoor Use Around the Home Only.

Claims for a General Use Product

[Protects Listed Areas:] [Protects] Lawns, Vegetables, Fruit and Nut Trees, Roses, Flowers, Trees, Shrubs • Wide Range of Control: [Controls] Ants, Aphids, Chinch Bugs, Cutworms, Flea Beetles, Grubs, Mites, Sod Webworms & many others • Controls tough outdoor insects • Kills Lawn and Garden Insects...including grubs, chinch bugs, European crane flies, fleas, fire ants, mosquitoes, sod webworms, aphids, Japanese beetles, whiteflies, ants, mites, deer ticks and other listed insects • Kills grubs • Keeps Killing Nuisance Pests Outside the Home for Up to 8 Weeks [2 months] • Keeps Killing Pests on Outdoor Surfaces for Up to 8 Weeks [2 months] • Up to 8 week Control of Nuisance Pests • Low Odor [Formula] • Kills Fast • Fast Kill Formula • Connect and Spray (Optional for hose-end sprayer) • Spray Concentrate • Concentrated Insect Spray • Kills 180+ Pests [on Contact] • *Guaranteed Results or Your Money Back • Makes up to 128 gallons • Covers up to 16,000 square feet of lawn • Water-based • Long Lasting Formula • Fast Acting Formula • Soil and Turf Insecticide • For Soil and Turf Insect Control • For Broadcast and Barrier Use • ‡Non-staining • Works [Kills] in 24 Hours • Kills Grubs in 24 Hours • Broad Spectrum [Insect Killer] [Insecticide] [Concentrate] • Fast Acting [Long Lasting] Formula • Won't [Harm] [Kill] Earthworms • Kills over 180 pests on contact • For Lawn [Garden] Insects • Kills Japanese Beetles Fast • Long Lasting Protection From Insect Damage • Kills and Repels Insects • Kills Above & Below Ground • Mix with water to use with tank sprayer, dial-style hose-end sprayer, concentrate plus water hose-end sprayer]

Fire Ant Claims

[Kills Fire Ants in 24 Hours • Kills Fire Ant Mounds in 24 hours • Kills the Queen • Kills the Fire Ant Mound • Kills the Queen and Mound • Controls Fire Ants for up to Four Weeks]

Active Ingredient

Lambda-Cyhalothrin 0.5%
Other Ingredients.....99.5%

KEEP OUT OF REACH OF CHILDREN

CAUTION. See end of booklet for additional precautionary statements [Option for booklet label: See back booklet for additional precautionary statements.]

Net [Contents] 1 qt/ 32 fl oz / 946 mL

OPTIONAL PRODUCT FACT BOX

PRODUCT FACT BOX

What it Does:

Kills Grubs, Ants, Fleas, Chinch Bugs, Mosquitoes, Sod Webworms, Aphids, Beetles, Whiteflies, Mites, Deer Ticks, Japanese Beetles, European Crane Flies, Fire Ants and Other Listed Insects

Where to Use: (icon outdoors)

Questions & Comments: (phone icon) (computer icon)

Call 1-800-332-5553 or Visit our Website at www.xxxx.com

STOP. READ ENTIRE LABEL BEFORE USE.

DIRECTIONS FOR USE

It is a violation of Federal law to use this product in a manner inconsistent with its labeling.



Do not allow children or pets into the treated area until dry.

In New York State, this product may not be applied to lawns within 100 ft of a coastal marsh, or stream that drains directly into a coastal marsh.

HOW TO MIX AND APPLY

STEP 1

Determine size of spraying job. For lawns [and vegetables], measure the area to be sprayed. [For trees, shrubs and flowers, apply as a thorough cover spray.] Make applications when insects first appear. Applications should be repeated only as directed to maintain control.

STEP 2

Use a clean sprayer. Carefully measure and mix the amount of product and water as indicated in the [rate chart][directions]. It is always a good idea to wear [disposable] gloves when handling pesticides. **Kitchen utensils such as measuring cups and measuring spoons should not be used for food purposes after use with pesticides.**

STEP 3

Spray as directed [in rate chart]. Thorough coverage is important.

STEP 4

Flush sprayer with clean water after each use.

See [chart][directions] for list of use sites, plants and insects controlled. Use the rate given in the [chart] [directions] for the type of insect you want to control on the site or plant you are spraying.

MEASUREMENT CONVERSIONS

1 Tablespoon = 3 teaspoons, 1 fl oz = 6 teaspoons or 2 Tablespoons,

6 fl oz = $\frac{3}{4}$ cup

1 $\frac{1}{2}$ Tablespoons in 3 gallons of water = 1 $\frac{1}{2}$ teaspoons in 1 gallon of water

2 Tablespoons in 3 gallons of water = 2 teaspoons in 1 gallon of water

‡NOTE: This product is non-staining to most home siding depending on age and cleanliness. However, before using in areas where the spray may contact home siding (vinyl siding in particular), test in an inconspicuous area and recheck in a few hours. Do not use if any staining is observed.

LAWNS

UNDERGROUND INSECTS/THATCH INFESTING INSECTS including Blue grass billbug (adult), Black turfgrass *Ataenius* (adult), chiggers, chinch bugs, white grubs (Japanese beetle, European chafer, Southern chafer), dung beetle and hyperodes weevils (adult), European crane flies, and mole crickets (nymphs and young adults) Mix 0.5 fl oz (1 Tbsp) in 1 gallon of water to treat 125 sq ft or 4 fl oz in 8 gallons water to treat 1000 sq ft. For sub-surface insect control (mole crickets, grubs) water treated area with additional $\frac{1}{4}$ to $\frac{1}{2}$ inch of water for optimum results. [1 quart of Chemsico Insecticide Concentrate 5L treats 8,000 sq ft] Do not apply more than seven (7) times per year per location.

SURFACE INSECTS including ants*, armyworms, cockroaches, crickets, cutworms, earwigs, fleas, lawn moths (sod webworms), millipedes, mosquitoes, palmetto bugs, sowbugs, mites, spittlebugs, deer ticks (which may transmit Lyme Disease) and waterbugs. Thoroughly wet down grass a few hours before applying. Mix 0.5 fl oz (1 Tbsp) in 1 gallon of water to cover [treat] 250 sq ft or 2 fl oz (4 Tbsp) in 4 gallons of water to cover [treat] 1000 sq ft of lawn. Delay additional watering or mowing for 24 hours after application for optimum control of surface insects. For heavy infestations use rate can be increased to 3 fl oz/1000 sq ft [1 quart of Chemsico Insecticide Concentrate 5L treats 16,000 sq ft.] Do not apply more than 14 (fourteen) times per year per location.

WHEN TO TREAT: Treat the following pests during the months indicated or when first noticed.

JAN	FEB	MAR	APR	MAY	JUN	JUL	AUG	SEP	OCT	NOV	DEC
				Billbugs			Grubs				
				Dung beetle grubs							
				Hyperodes weevils							
Treat ants* and other insects when they first appear or you notice lawn damage											

*Argentine, Southern, Field, Allegheny mound, Florida carpenter, Cornfield, Honey, Pavement, Nuisance.

[NUISANCE] PESTS OUTSIDE THE HOME

[HOME BARRIER TREATMENT] Mix 0.5 fl oz (1 Tbsp) in 1 gallon of water and apply as a continuous band of insecticide around building foundation and around windows, doors, eaves, vents and other areas to greatly reduce the potential for entry by crawling pests. For easier application, remove debris and leaf litter from next to the foundation, cut back vegetation and branches that touch the foundation, and move or rake back rocks, deep mulch, or other potential pest harborage next to the foundation. Apply a 3 ft band around the structure and upwards along the foundation to 3 feet and around windows, doors, and roof overhangs. Apply as a coarse spray to thoroughly and uniformly wet the foundation and/or band area so that the insecticide will reach the soil or thatch level where pests may be active. One gallon will treat 250 sq ft of surface area. Repeat application every 8 weeks [2 months].

OUTDOOR SURFACES USE: For control of ants*, centipedes, cockroaches, crickets, fleas, millipedes, mosquitoes, palmetto bugs, scorpions, sowbugs, pillbugs, spiders, deer ticks and waterbugs. Mix 0.5 fl oz (1 Tbsp) in 1 gallon of water and apply as a residual treatment to ornamental plants next to foundations of buildings and to surfaces of buildings, porches, screens, window frames, eaves, patios, garages and other similar areas where these pests are active. Repeat application every 8 weeks [2 months].

*Argentine, Southern, Field, Allegheny mound, Florida carpenter, Cornfield, Honey, Pavement, Nuisance.

FIRE ANT MOUNDS

Mix 1 fl oz (2 Tbsp) in 1 gallon of water and apply to each fire ant mound. Thoroughly wet the mound and surrounding area to a 4 ft diameter. For best results apply in cool weather, 65° to 80°F, or in the early morning or late evening. Kills the entire mound, including the queen, in 24 hours. Treat new mounds as they appear. Do not disturb the mound prior to treatment.

ORNAMENTAL TREES, SHRUBS AND FLOWERS

[For use on ornamental trees, shrubs and flowers such as but not limited to:

Ageratum, Ash, Aster, Arborvitae, Arizona Cypress, Azaleas, Begonia, Birch, Boxwood, Box Elder, Camellias, Cherry (ornamental), Non-bearing Citrus, Chrysanthemums, Carnations, Coleus, Common Ninebark, Conifers, Douglas Fir, Elm, English Ivy, Euonymus, Exacum, Weeping Fig, Fir, Gladioli, Gold Bells, Hawthorn, Holly, Honeysuckle, Hypoestes, Ivy, Juniper, Lilac, Locust, Maple, Marigold, Mimosa, Mock Orange, Nannyberry, Oak, Orchid, Palm, Pansy, Pea Shrub, Petunia, Philodendron, Pine, Ornamental Plum, Poinsettia, Poplar, Tulip Poplar, Rhododendron, Roses, Snapdragon, Snowberry, Spruce, Taxus, Willow, Zinnia.]

To control [kill] ants*, armyworms, azalea caterpillar, aphids, bagworms, black vine weevil (adult), box elder bugs, budworms, California oakworm, cankerworms, cockroaches, crickets, cutworms, Eastern tent caterpillar, elm leaf beetles, European sawfly, fall webworm, flea beetles, forest tent caterpillar, gypsy moth larvae, Japanese beetles (adults), June beetles (adults), lace bugs, leaf-feeding caterpillars, leafhoppers, leafminers (adults), leaf rollers, leaf skeletonizers, midges, oleander moth larvae, pillbug, pine sawfly, pine shoot beetles, pinetip moths, plant bugs, root weevil, sawfly, scale insects (crawlers), spiders, spittlebugs, striped beetles, striped oakworm, thrips, tip moth, tussock moth larvae: Mix 0.25 fl oz (1/2 Tbsp) in 1 gallon of water.

To control [kill] broadmites, brown softscale, California redbelt (crawler), clover mites, mealybugs, pineneedle scale (crawler), spider mites and whiteflies: Mix 0.5 fl oz (1 Tbsp) in 1 gallon of water.

*Argentine, Southern, Field, Allegheny mound, Florida carpenter, Cornfield, Honey, Pavement, Nuisance.

USE TIPS

- For best results, apply early before insect populations are high.
- For scale control, treat entire plant, including stem, trunks and twigs.
- For bagworm control, apply when bagworm larvae begin to hatch.
- For best results, apply to both sides of plant leaves and all plant surfaces where insects are present.

VEGETABLES

Mix 0.5 fl oz (1 Tbsp) in 1 gallon of water and apply to 300 sq ft. Apply when insects appear or when damage occurs. Spray to wet all infested plant surfaces.

Do not apply more than 5 times per growing season to corn. For all other crops do not apply more than 9 times per growing season.

For use on Broccoli, Brussels Sprouts, Cabbage, Cavalo Broccoli, Cauliflower, Chinese Broccoli, Chinese Cabbage, Chinese Mustard, and Kohlrabi to control [kill]: Alfalfa Looper, Cabbage Looper, Imported Cabbageworm, Southern

Cabbageworm, Cutworm, Cabbage Webworm, Diamondback moth, Armyworm, Beet Armyworm, Fall Armyworm, Yellow-striped Armyworm, Corn Earworm, Flea Beetle, Japanese Beetle (Adult), Grasshopper, Leafhopper, Plant Bug, including Lygus Bug, Stink Bug, Meadow Spittlebug, Aphid, Whitefly, Thrips, Spider Mite.

For use on Corn (sweet and pop) to control [kill] Cutworm, Western Bean Cutworm, Corn Earworm, Green Cloverworm, Meadow Spittlebug, Tobacco Budworm, European Corn Borer, Southwestern Corn Borer, Stalk Borer, Hop Vine Borer, Armyworm, Beet armyworm, Western Corn Rootworm Beetle (adult), Northern Corn Rootworm Beetle (adult), Southern Corn Rootworm Beetle (adult), Mexican Corn Rootworm Beetle (adult), Bean Leaf Beetle, Cereal Leaf Beetle, Japanese Beetle (adult), Sap Beetle (adult), Stink Bug, Grasshopper, Corn Leaf Aphid, English Grain Aphid, Chinch Bug, Green Bug.

Sweet corn only: Southern Armyworm, Western Bean Cutworm, Tarnished Plant Bug, Aster Leafhopper, Aphid, Spider Mite, Corn silkfly (adult).

For use on Lettuce (head and leaf) to control [kill]: Alfalfa Looper, Cabbage Looper, Imported Cabbageworm, Cutworm, Saltmarsh Caterpillar, Green Cloverworm, Diamondback moth, Armyworm, Beet Armyworm, Fall Armyworm, Southern Armyworm, Corn Earworm, Tobacco Budworm, European Corn Borer, Flea Beetle, Japanese Beetle (Adult), Vegetable Weevil (adult), Grasshopper, Leafhopper, Plant Bug, Stink Bug, Meadow Spittlebug, Aphid, Whitefly, Spider Mite.

For use on Onion (bulb) and Garlic to control [kill]: Cutworm, Seedcorn Maggot (adult), Onion Maggot (adult), Leafminer, (adult), Armyworm, Onion Thrips, Tobacco Thrips, Western Flower Thrips, Flower Thrips, Aphid, Plant Bug, Stink Bug.

For Use on Tomato, Tomatillo, Peppers (bell and nonbell), Eggplant, Ground Cherry and Pepino to control [kill]: Cabbage Looper, Cutworm spp., Hornworm, Tomato Fruitworm, Tobacco Budworm, Tomato Pinworm, Beet Armyworm, Southern Armyworm, Yellow-striped Armyworm, Fall Armyworm, European Corn Borer, Leafminer, Colorado Potato Beetle, Flea Beetle, Grasshopper, Leafhopper, Aphid, Whitefly, Meadow Spittlebug, Stink Bug, Plant Bug, Stalk Borer, Blister Beetle, Japanese Beetle (adult), Vegetable Weevil, Cucumber Beetle (adult).

For use on Asparagus beans, Snap Beans, Wax Beans Black-eyed Peas, Garden Peas, Green Peas and Sugar Snap Peas to control [kill]: Cutworm spp., Green Cloverworm, Imported Cabbageworm, Saltmarsh Caterpillar, Velvetleaf Caterpillar, Mexican Bean Beetle, Corn Earworm, Painted Lady Butterfly (Larva), European Corn Borer, Looper spp., Western Bean Cutworm, Armyworm, Yellow-Striped Armyworm, Western Yellow-Striped Armyworm, Bean Leafskeltonizer, Webworm spp., Leafminer spp., Alfalfa Caterpillar, Stalk Borer, Cucumber Beetle (adult), Corn Rootworm Beetle (adult), Flea Beetle (adult), Blister Beetle, Bean Leaf Beetle, Japanese Beetle (adult), Leafhopper

spp., Fleas Hopper spp., Three-Cornered Alfalfa Hopper, Meadow Spittle Bug,

NUMBER OF DAYS TO WAIT BETWEEN THE LAST APPLICATION AND HARVEST	
VEGETABLES	PHI
Broccoli, Brussels sprouts, Cabbage, Cavalo Broccoli, Cauliflower, Chinese Broccoli, Chinese Cabbage, Chinese Mustard, Kohlrabi, Lettuce (Head & Leaf)	1
Tomato, Tomatillo, Peppers (bell and nonbell), Eggplant, Ground Cherry and Pepino	5
Onions (bulb), Garlic	14
Corn (sweet and pop)	21
Asparagus beans, Snap Beans, Wax Beans Black-eyed Peas, Garden Peas, Green Peas and Sugar Snap Peas	7
Lettuce (Leaf and Head)	1
PHI = Pre-Harvest Interval	

Stink Bug spp., Plant Bug spp., Grasshopper, Thrips spp., Aphid spp.

For use on Lettuce (Head and Leaf) to control [kill]: Alfalfa Looper, Cabbage Looper, Imported Cabbageworm, Cutworm spp., Saltmarsh Caterpillar, Green Cloverworm, Armyworm, Beet Armyworm, Fall Armyworm, Corn Earworm, European Corn Borer, Flea Beetle spp., Japanese Beetle (adult), Vegetable Beetle (adult), Grasshopper, Leafhopper, Plant Bug, Stink Bug, Meadow Spittlebug.

FRUIT AND NUT TREES

Mix 0.5 fl oz (1 Tbsp) in 1 gallon of water and apply to 300 sq ft. Apply when insects appear or when damage occurs. Spray to wet all infested plant surfaces.

For Fruit Trees do not apply more than 9 times per year, and only apply 5 times after blooms have formed. For Nut Trees do not apply more than 6 times per year, and only apply 5 times after blooms have formed.

For use on Apple, Crabapple, Loquat, Mayhaw, Oriental Pear, Pear and Quince to control [kill]: Leafhopper spp., Codling Moth, Tufted Apple Budworm, Oriental Fruit Moth, Lesser Appleworm, Green Fruitworm, Tent Caterpillar spp., Tentiform Leaf Miner spp., Apple Maggot (adult), Pear Sawfly, Plum Curculio, Japanese Beetle, Plant Bug, Stink Bug, Leafhopper, Periodical Cicada, Apple Aphid, Rosy Apple Aphid, Pear Psylla, San Jose Scale (on fruit only).

For use on Apricot, Sweet Cherry, Tart Cherry, Nectarine, Peach, Plum (Chickasaw, Damson, Japanese), Plumcot and Prune to control [kill]: Leafroller spp., Peach Twig Borer, Oriental Fruit Moth, Peachtree Borer spp., Green Fruitworm, Tent Caterpillar spp., American Plum Borer, Cherry Fruit Fly spp., (adult), Plum Curculio, Rose Chafer, Japanese Beetle, Plant Bug, Stink Bug, Leafhopper spp., Periodical Cicada, Black Cherry Aphid.

For use on Almond, Beech Nut, Brazil Nut, Butternut, Cashew, Chestnut, Chinquapin, Filbert (Hazelnut), Hickory Nut, Macadamia Nut, Walnut (Black and English) and Pecan to control [kill]: Leafroller spp., Navel Orangeworm, Codling moth, Filbertworm, Peach Twig Borer, Walnut Husk Fly spp. (adult), Ants, Plant Bug, Stink Bug, Chinch Bug, Leafhopper, Leaffooted Bug, Walnut Aphid, Hickory Shuckworm, Pecan Casebearer spp., Pecan Weevil, Pecan Aphid spp., Pecan Spittlebug, Pecan Phylloxera spp.

NUMBER OF DAYS TO WAIT BETWEEN THE LAST APPLICATION AND HARVEST	
Fruit and Nut Trees	PHI
Apple, Crabapple, Loquat, Mayhaw, Oriental Pear, Pear, Quince	21
Apricot, Sweet Cherry, Tart Cherry, Nectarine, Peach, Plum (Chickasaw, Damson, Japanese), Plumcot and Prune	14
Almond, Beech Nut, Brazil Nut, Butternut, Cashew, Chestnut, Chinquapin, Filbert (Hazelnut), Hickory Nut, Macadamia Nut, Walnut (Black and English) and Pecan	14
PHI = Pre-Harvest Interval	

STORAGE AND DISPOSAL

Storage: Store in a cool dry area away from heat or open flame.

If empty: Do not reuse this container. Place in trash or offer for recycling if available. **If partly filled:** Call your local solid waste agency or 1-800-CLEANUP for disposal instructions. Never place unused product down any indoor or outdoor drain.

PRECAUTIONARY STATEMENTS

Hazards to Humans and Domestic Animals

CAUTION. Harmful if swallowed. Causes moderate eye irritation. Avoid contact with eyes or clothing. Wash hands thoroughly with soap and water after handling and before eating, drinking, chewing gum, or using tobacco.

FIRST AID

If Swallowed: Call a Poison Control Center or doctor immediately for treatment advice. Have person sip a glass of water if able to swallow. Do not induce vomiting unless told to do so by a Poison Control Center or doctor. Do not give anything by mouth to an unconscious person. **If in Eyes:** Hold eye open and rinse slowly and gently with water for 15-20 minutes. Remove contact lenses, if present, after the first 5 minutes, then continue rinsing eye. Call a Poison Control Center or doctor for treatment advice.

Have the product container or label with you when calling a Poison Control Center or doctor for treatment advice.

Environmental Hazards

This product is extremely toxic to fish. Do not contaminate water when disposing of equipment washwaters. Do not apply directly to water. Drift and runoff from treated areas may be hazardous to aquatic organisms in neighboring areas.

This product is highly toxic to bees exposed to direct treatment or residues on blooming crops or weeds. Do not apply this product or allow it to drift to blooming crops or weeds if bees are visiting the treatment area.

NOTICE: Buyer assumes all responsibility for safety and use not in accordance with directions.

[Questions or comments? Call 1-800-332-5553 or visit our website.]

[*If you are not satisfied with this product for any reason, send your written request for a refund to the address below, together with the original dated store receipt showing the price you paid. Please allow 6-8 weeks for processing.]

Made in the USA for
Chemsico, Division of United Industries Corporation
PO Box 142642, St. Louis, MO 63114-0642

EPA Reg. No.: 9688-183
EPA Est. No.: 9688-MO-1
© 2006

OPTIONAL READY SPRAY NOZZLE DIRECTIONS

STOP. READ ENTIRE LABEL BEFORE USE.

DIRECTIONS FOR USE

It is a violation of Federal law to use this product in a manner inconsistent with its labeling.



Do not allow children or pets into the treated area until dry.

In New York State, this product may not be applied to lawns within 100 ft of a coastal marsh, or stream that drains directly into a coastal marsh.

HOW TO APPLY

Determine the size of the spraying job. For lawns measure the area to be sprayed. For trees, shrubs and flowers, apply as a thorough cover spray. Begin treating when insects first appear. Applications should be repeated only as directed to maintain control. Apply as directed [in the rate chart]. Remember, thorough coverage is important. Be sure to follow the important use limitations for the specific vegetable you are treating, including the amount of spray that can be applied, the interval between treatments and the days to wait before harvest.

USING THE READY SPRAY NOZZLE (Optional subheading)

1. *Shake container well before using.*
2. Connect a garden hose to the Ready Spray nozzle. Make sure the dial on the nozzle is in the "OFF" position with the [green] safety tab in the valve notch.
3. Turn on water at faucet. Extend hose to the farthest area to be treated and work back toward the faucet so you don't come in contact with the treated area.
4. To BEGIN spraying, point nozzle toward treatment site and a.) bend the [green] safety tab back (located at right of yellow dial) with your thumb, b.) hold while turning yellow dial clockwise until it stops. Water will automatically mix with the product.
5. Spray until wet to control insects. Walk at a steady pace while spraying using an even sweeping motion, slightly overlapping treated areas.
6. To STOP spraying, QUICKLY turn the dial counter clockwise until it stops and the safety tab engages into the notch on the valve. Turn water off at faucet. To relieve pressure before removing nozzle from hose, bend the safety tab back and turn dial "ON" until water stops spraying.
7. To STORE unused product, make sure the dial is in the "OFF" position with [green] safety tab in the valve notch. Place in cool area away from heat, sunlight or open flame.

‡NOTE: This product is non-staining to most home siding depending on age and cleanliness. However, before using in areas where the spray may contact home siding (vinyl siding in particular), test in an inconspicuous area and recheck in a few hours. Do not use any if any staining is observed.

LAWNS

THATCH INFESTING INSECTS/UNDERGROUND INSECTS including Blue grass billbug (adult), Black turfgrass *Ataenius* (adult), chiggers, chinch bugs, white grubs (Japanese beetle, European chafer, Southern chafer), dung beetle and hyperodes weevils (adult) and mole crickets (nymphs and young adults). Use 1 qt of Chemsico Insecticide Concentrate 5L to treat [cover] 8,000 sq ft of lawn. For sub-surface insect control (mole crickets, grubs) water treated area with additional ¼ to ½ inch of water for optimum results. Do not apply more than seven (7) times per year per location.

SURFACE INSECTS including ants*, armyworms, cockroaches, crickets, cutworms, earwigs, fleas, lawn moths (sod webworms), millipedes,

mosquitoes, palmetto bugs, sowbugs, mites, spittlebugs, deer ticks (which may transmit Lyme Disease) and waterbugs. Use 1 qt of Chemsico Insecticide Concentrate 5L to treat [cover] 16,000 sq ft of lawn. Thoroughly wet down grass a few hours before applying. Delay additional watering or mowing for 24 hours after application for optimum control of surface insects. Do not apply more than fourteen (14) times per year per location.

WHEN TO TREAT: Treat the following pests during the months indicated or when first noticed.

JAN	FEB	MAR	APR	MAY	JUN	JUL	AUG	SEP	OCT	NOV	DEC
				Billbugs			Grubs				
			Dung beetle grubs								
			Hyperodes weevils								
Treat ants* and other insects when they first appear or you notice lawn damage											

*Argentine, Southern, Field, Allegheny mound, Florida carpenter, Cornfield, Honey, Pavement, Nuisance.

ORNAMENTAL TREES, SHRUBS AND FLOWERS

[For use on ornamental trees, shrubs and flowers such as but not limited to: Ageratum, Aster, Arborvitae, Arizona Cypress, Azaleas, Begonia, Birch, Boxwood, Box Elder, Camellias, Carnations, Cherry (ornamental), Chrysanthemums, Carnations, Coleus, Common Ninebark, Conifers, Douglas Fir, Elm, English Ivy, Euonymus, Exacum, Weeping Fig, Fir, Gladioli, Gold Bells, Hawthorn, Holly, Honeysuckle, Hypoestes, Ivy, Juniper, Lilac, Locust, Maple, Marigold, Mimosa, Mock Orange, Nannyberry, Oak, Orchid, Palm, Pansy, Pea Shrub, Petunia, Philodendron, Pine, Ornamental Plum, Poinsettia, Poplar, Tulip Poplar, Rhododendron, Roses, Snapdragon, Snowberry, Spruce, Taxus, Weeping Fig, Willow, Zinnia.]

To control [kill] ants*, armyworms, azalea caterpillar, aphids, bagworms, black vine weevil (adult), boxelder bugs, budworms, California oakworm, cankerworms, cockroaches, crickets, cutworms, Eastern tent caterpillar, elm leaf beetles, European sawfly, fall webworm, flea beetles, forest tent caterpillar, gypsy moth larvae, Japanese beetles (adults), June beetles (adults), lace bugs, leaf-feeding caterpillars, leafhoppers, leafminers (adults), leafrollers, leaf skeletonizers, midges, oleander moth larvae, pillbug, pine sawfly, pine shoot beetles, pinetip moths, plant bugs, root weevil, sawfly, scale insects (crawlers), spiders, spittlebugs, striped beetles, striped oakworm, thrips, tip moth, tussock moth larvae, broadmites, brown softscale, California redbelt (crawler), clover mites, mealybugs, pineneedle scale (crawler), spider mites and whiteflies.

*Argentine, Southern, Field, Allegheny mound, Florida carpenter, Cornfield, Honey, Pavement, Nuisance.

Apply as a thorough foliar spray. Wet leaves and branches to the dripping point. Try to spray underside of leaves and penetrate dense foliage.

USE TIPS

- For best results, apply early before insect populations are high.
- For scale control, treat entire plant, including stem, trunks and twigs.
- For bagworm control, apply when bagworm larvae begin to hatch.
- For best results, apply to both sides of plant leaves and all plant surfaces where insects are found.

VEGETABLES

Apply when insects appear or when damage occurs. Spray to wet all infested plant surfaces. Apply as a thorough foliar spray. Wet leaves and branches to the dripping point. Try to spray underside of leaves and penetrate dense foliage. One qt will treat 19,200 sq ft of vegetable plants.

Do not apply more than 5 times per growing season to corn. For all other crops do not apply more than 9 times per growing season.

For use on Broccoli, Brussels Sprouts, Cabbage, Cavalo Broccoli, Cauliflower, Chinese Broccoli, Chinese Cabbage, Chinese Mustard, and Kohlrabi to control [kill]: Alfalfa Looper, Cabbage Looper, Imported Cabbageworm, Southern Cabbageworm, Cutworm, Cabbage Webworm, Diamondback moth, Armyworm, Beet Armyworm, Fall Armyworm, Yellow-striped Armyworm, Corn Earworm, Flea Beetle, Japanese Beetle (Adult), Grasshopper, Leafhopper, Plant Bug, including Lygus Bug, Stink Bug, Meadow Spittlebug, Aphid, Whitefly, Thrips, Spider Mite.

For use on Corn (sweet and pop) to control [kill] Cutworm, Western Bean Cutworm, Corn Earworm, Green Cloverworm, Meadow Spittlebug, Tobacco Budworm, European Corn Borer, Southwestern Corn Borer, Stalk Borer, Hop Vine Borer, Armyworm, Beet armyworm, Western Corn Rootworm Beetle (adult), Northern Corn Rootworm Beetle (adult), Southern Corn Rootworm Beetle (adult), Mexican Corn Rootworm Beetle (adult), Bean Leaf Beetle, Cereal Leaf Beetle, Japanese Beetle (adult), Sap Beetle (adult), Stink Bug, Grasshopper, Corn Leaf Aphid, English Grain Aphid, Chinch Bug, Green Bug.

Sweet corn only: Southern Armyworm, Western Bean Cutworm, Tarnished Plant Bug, Aster Leafhopper, Aphid, Spider Mite, Corn silkfly (adult).

For use on Lettuce (head and leaf) to control [kill]: Alfalfa Looper, Cabbage Looper, Imported Cabbageworm, Cutworm, Saltmarsh Caterpillar, Green Cloverworm, Diamondback moth, Armyworm, Beet Armyworm, Fall Armyworm, Southern Armyworm, Corn Earworm, Tobacco Budworm, European Corn Borer, Flea Beetle, Japanese Beetle (Adult), Vegetable Weevil (adult), Grasshopper, Leafhopper, Plant Bug, Stink Bug, Meadow Spittlebug, Aphid, Whitefly, Spider Mite.

7/11

For use on Onion (bulb) and Garlic to control [kill]: Cutworm, Seedcorn Maggot (adult), Onion Maggot (adult), Leafminer, (adult), Armyworm, Onion Thrips, Tobacco Thrips, Western Flower Thrips, Flower Thrips, Aphid, Plant Bug, Stink Bug.

For Use on Tomato, Tomatillo, Peppers (bell and nonbell), Eggplant, Ground Cherry and Pepino to control [kill]: Cabbage Looper, Cutworm spp., Hornworm, Tomato Fruitworm, Tobacco Budworm, Tomato Pinworm, Beet Armyworm, Southern Armyworm, Yellow-striped Armyworm, Fall Armyworm, European Corn Borer, Leafminer, Colorado Potato Beetle, Flea Beetle, Grasshopper, Leafhopper, Aphid, Whitefly, Meadow Spittlebug, Stink Bug, Plant Bug, Stalk Borer, Blister Beetle, Japanese Beetle (adult), Vegetable Weevil, Cucumber Beetle (adult).

For use on Asparagus beans, Snap Beans, Wax Beans Black-eyed Peas, Garden Peas, Green Peas and Sugar Snap Peas to control [kill]: Cutworm spp., Green Cloverworm, Imported Cabbageworm, Saltmarsh Caterpillar, Velvetleaf Caterpillar, Mexican Bean Beetle, Corn Earworm, Painted Lady Butterfly (Larva), European Corn Borer, Looper spp., Western Bean Cutworm, Armyworm, Yellow-Striped Armyworm, Western Yellow-Striped Armyworm, Bean Leafskeletonizer, Webworm spp., Leaf-tier spp., Alfalfa Caterpillar, Stalk Borer, Cucumber Beetle (adult), Corn Rootworm Beetle (adult), Flea Beetle (adult), Blister Beetle, Bean Leaf Beetle, Japanese Beetle (adult), Leafhopper spp., Fleas Hopper spp., Three-Cornered Alfalfa Hopper, Meadow Spittle Bug, Stink Bug spp., Plant Bug spp., Grasshopper, Thrips spp., Aphid spp.

For use on Lettuce (Head and Leaf) to control [kill]: Alfalfa Looper, Cabbage Looper, Imported Cabbageworm, Cutworm spp., Saltmarsh Caterpillar, Green Cloverworm, Armyworm, Beet Armyworm, Fall Armyworm, Corn Earworm, European Corn Borer, Flea Beetle spp., Japanese Beetle (adult), Vegetable Beetle (adult), Grasshopper, Leafhopper, Plant Bug, Stink Bug, Meadow Spittlebug.

NUMBER OF DAYS TO WAIT BETWEEN THE LAST APPLICATION AND HARVEST	
VEGETABLES	PHI
Broccoli, Brussels sprouts, Cabbage, Cavalo Broccoli, Cauliflower, Chinese Broccoli, Chinese Cabbage, Chinese Mustard, Kohlrabi, Lettuce (Head & Leaf)	1
Tomato, Tomatillo, Peppers (bell and nonbell), Eggplant, Ground Cherry and Pepino	5
Onions (bulb), Garlic	14
Corn (sweet and pop)	21
Asparagus beans, Snap Beans, Wax Beans Black-eyed Peas, Garden Peas, Green Peas and Sugar Snap Peas	7
Lettuce (Leaf and Head)	1
PHI = Pre-Harvest Interval	

FRUIT AND NUT TREES

Apply when insects appear or when damage occurs. Spray to wet all infested plant surfaces. Apply as a thorough foliar spray. Wet leaves and branches to the dripping point. Try to spray underside of leaves and penetrate dense foliage. One qt will treat 19,200 sq ft of fruit and nut trees.

For Fruit Trees do not apply more than 9 times per year, and only apply 5 times after blooms have formed. For Nut Trees do not apply more than 6 times per year, and only apply 5 times after blooms have formed.

For use on Apple, Crabapple, Loquat, Mayhaw, Oriental Pear, Pear and Quince to control [kill]: Leafhopper spp., Codling Moth, Tufted Apple Budworm, Oriental Fruit Moth, Lesser Appleworm, Green Fruitworm, Tent Caterpillar spp., Tentiform Leaf Miner spp., Apple Maggot (adult), Pear Sawfly, Plum Curculio, Japanese Beetle, Plant Bug, Stink Bug, Leafhopper, Periodical Cicada, Apple Aphid, Rosy Apple Aphid, Pear Psylla, San Jose Scale (on fruit only).

For use on Apricot, Sweet Cherry, Tart Cherry, Nectarine, Peach, Plum (Chickasaw, Damson, Japanese), Plumcot and Prune to control [kill]: Leafroller spp., Peach Twig Borer, Oriental Fruit Moth, Peachtree Borer spp., Green Fruitworm, Tent Caterpillar spp., American Plum Borer, Cherry Fruit Fly spp., (adult), Plum Curculio, Rose Chafer, Japanese Beetle, Plant Bug, Stink Bug, Leafhopper spp., Periodical Cicada, Black Cherry Aphid.

For use on Almond, Beech Nut, Brazil Nut, Butternut, Cashew, Chestnut, Chinquapin, Filbert (Hazelnut), Hickory Nut, Macadamia Nut, Walnut (Black and English) and Pecan to control [kill]: Leafroller spp., Navel Orangeworm, Codling moth, Filbertworm, Peach Twig Borer, Walnut Husk Fly spp. (adult), Ants, Plant Bug, Stink Bug, Chinch Bug, Leaf-footed Bug, Walnut Aphid, Hickory Shuckworm, Pecan Casebearer spp., Pecan Weevil, Pecan Aphid spp., Pecan Spittlebug, Pecan Phylloxera spp.

NUMBER OF DAYS TO WAIT BETWEEN THE LAST APPLICATION AND HARVEST	
Fruit and Nut Trees	PHI
Apple, Crabapple, Loquat, Mayhaw, Oriental Pear, Pear, Quince	21
Apricot, Sweet Cherry, Tart Cherry, Nectarine, Peach, Plum (Chickasaw, Damson, Japanese), Plumcot and Prune	14
Almond, Beech Nut, Brazil Nut, Butternut, Cashew, Chestnut, Chinquapin, Filbert (Hazelnut), Hickory Nut, Macadamia Nut, Walnut (Black and English) and Pecan	14
PHI = Pre-Harvest Interval	

8/11

OPTIONAL DIRECTIONS FOR LAWN & OUTDOOR SURFACE USE ONLY

OPTIONAL PRODUCT FACTS BOX

PRODUCT FACT BOX

What it Does: Kills Grubs, Ants, Fleas, Chinch Bugs, Mosquitoes, Sod Webworms, Aphids, Beetles, Whiteflies, Mites, Deer Ticks, Japanese Beetles, European Crane Flies, Fire Ants and Other Listed Insects

Where to Use: Lawns and Outdoor Surfaces

How Much to Use: 0.5 fl oz per gallon of water

Coverage (32 oz): Up to 16,000 sq ft of lawn

Questions & Comments: (phone icon) (computer icon)

Call 1-800-332-5553 or Visit our Website at www.xxxx.com

STOP. READ ENTIRE LABEL BEFORE USE.

DIRECTIONS FOR USE

It is a violation of Federal law to use this product in a manner inconsistent with its labeling.



Do not allow children or pets into the treated area until dry.

In New York State, this product may not be applied to lawns within 100 ft of a coastal marsh, or stream that drains directly into a coastal marsh.

HOW TO MIX AND APPLY

STEP 1

Determine size of spraying job. For lawns [and vegetables], measure the area to be sprayed. [For trees, shrubs and flowers, apply as a thorough cover spray.] Make applications when insects first appear. Applications should be repeated only as directed to maintain control.

STEP 2

Use a clean sprayer. Carefully measure and mix the amount of product and water as indicated in the [rate chart][directions]. It is always a good idea to wear [disposable] gloves when handling pesticides. **Kitchen utensils such as measuring cups and measuring spoons should not be used for food purposes after use with pesticides.**

STEP 3

Spray as directed [in rate chart]. Thorough coverage is important.

STEP 4

Flush sprayer with clean water after each use.

[Optional Sprayer Information]

[For Tank Sprayers

Dilution Rate: 0.5 fl. oz. per gallon

For Dial-Style Hose-End Sprayers

Dilution Rate: 0.5 fl. oz. per gallon

Step 1 Fill sprayer jar with enough concentrate to cover area to be treated.

Step 2 Attach sprayer top and set dial to appropriate dilution rate.

Step 3 Attach Sprayer to hose and apply.

Step 4 Begin by spraying area farthest from faucet, walking backwards as you apply to avoid contact with the treated area.

For Concentrate Plus Water Hose-End Sprayers

Dilution Rate: 0.5 fl. oz. per gallon

Step 1 Pour concentrate into sprayer jar to the required fluid ounce level.

Step 2 Add the appropriate amount of water to the gallons level.

Step 3 Replace sprayer top and shake well before applying.

Step 4 Begin by spraying area farthest from faucet, walking backwards as you apply to avoid contact with the treated area.]

See [chart][directions] for list of use sites, plants and insects controlled. Use the rate given in the [chart] [directions] for the type of insect you want to control on the site or plant you are spraying.

MEASUREMENT CONVERSIONS

1 Tablespoon = 3 teaspoons, 1 fl oz = 6 teaspoons or 2 Tablespoons,

6 fl oz = $\frac{3}{4}$ cup

1 $\frac{1}{2}$ Tablespoons in 3 gallons of water = 1 $\frac{1}{2}$ teaspoons in 1 gallon of water

2 Tablespoons in 3 gallons of water = 2 teaspoons in 1 gallon of water

†NOTE: This product is non-staining to most home siding depending on age and cleanliness. However, before using in areas where the spray may contact home siding (vinyl siding in particular), test in an inconspicuous area and recheck in a few hours. Do not use if any staining is observed.

LAWNS

SURFACE INSECTS including ants*, armyworms, cockroaches, crickets, cutworms, earwigs, fleas, lawn moths (sod webworms), millipedes, mosquitoes, palmetto bugs, sowbugs, mites, spittlebugs, deer ticks (which may transmit Lyme Disease) and waterbugs. Thoroughly wet down grass a few

hours before applying. Mix 0.5 fl oz (1 Tbsp) in 1 gallon of water to cover [treat] 250 sq ft or 2 fl oz (4 Tbsp) in 4 gallons of water to cover [treat] 1000 sq ft of lawn. Delay additional watering or mowing for 24 hours after application for optimum control of surface insects. For heavy infestations use rate can be increased to 3 fl oz/1000 sq ft [1 quart of Chemsico Insecticide Concentrate 5L treats 16,000 sq ft.] Do not apply more than 14 (fourteen) times per year per location.

Treat ants* and other insects when they first appear or you notice lawn damage.

[NUISANCE] PESTS OUTSIDE THE HOME

OUTDOOR SURFACES USE: For control of ants*, centipedes, cockroaches, crickets, fleas, millipedes, mosquitoes, palmetto bugs, scorpions, sowbugs, pillbugs, spiders, deer ticks and waterbugs. Mix 0.5 fl oz (1 Tbsp) in 1 gallon of water and apply as a residual treatment to ornamental plants next to foundations of buildings and to surfaces of buildings, porches, screens, window frames, eaves, patios, garages and other similar areas where these pests are active. Repeat application every 8 weeks [2 months].

*Argentine, Southern, Field, Allegheny mound, Florida carpenter, Cornfield, Honey, Pavement, Nuisance.

STORAGE AND DISPOSAL

Storage: Store in a cool dry area away from heat or open flame.

If empty: Do not reuse this container. Place in trash or offer for recycling if available. **If partly filled:** Call your local solid waste agency or 1-800-CLEANUP for disposal instructions. Never place unused product down any indoor or outdoor drain.

PRECAUTIONARY STATEMENTS

Hazards to Humans and Domestic Animals

CAUTION. Harmful if swallowed. Causes moderate eye irritation. Avoid contact with eyes or clothing. Wash hands thoroughly with soap and water after handling and before eating, drinking, chewing gum, or using tobacco.

FIRST AID

If Swallowed: Call a Poison Control Center or doctor immediately for treatment advice. Have person sip a glass of water if able to swallow. Do not induce vomiting unless told to do so by a Poison Control Center or doctor. Do not give anything by mouth to an unconscious person. **If in Eyes:** Hold eye open and rinse slowly and gently with water for 15-20 minutes. Remove contact lenses, if present, after the first 5 minutes, then continue rinsing eye. Call a Poison Control Center or doctor for treatment advice.

Have the product container or label with you when calling a Poison Control Center or doctor for treatment advice.

Environmental Hazards

This product is extremely toxic to fish. Do not contaminate water when disposing of equipment washwaters. Do not apply directly to water. Drift and runoff from treated areas may be hazardous to aquatic organisms in neighboring areas.

This product is highly toxic to bees exposed to direct treatment or residues on blooming crops or weeds. Do not apply this product or allow it to drift to blooming crops or weeds if bees are visiting the treatment area.

NOTICE: Buyer assumes all responsibility for safety and use not in accordance with directions.

[Questions or comments? Call 1-800-332-5553 or visit our website.]

[*If you are not satisfied with this product for any reason, send your written request for a refund to the address below, together with the original dated store receipt showing the price you paid. Please allow 6-8 weeks for processing.]

Made in the USA for
Chemsico, Division of United Industries Corporation
PO Box 142642, St. Louis, MO 63114-0642

EPA Reg. No.: 9688-183
EPA Est. No.: 9688-MO-1

© 2006

10/11

United Industries Corp.

NOTIFICATION PER PR NOTICE 98-10

September 22, 2006

Document Processing Desk (NOTIF)
Office of Pesticide Programs
United States Environmental Protection Agency
Room 266A Crystal Mall 2
1801 South Bell Street
Arlington, VA 22202

Attention: Mr. George LaRocca
Product Manager 13

Subject: **Notification per PR Notice 98-10**
Chemsico Insecticide Concentrate 5L
EPA Reg. No. 9688-183

Dear Mr. LaRocca:

Please find enclosed notification per PR Notice 98-10, to add to the label, alternate Directions for Use and a Product Facts Box. Within the alternate Directions for Use, we added two types of application equipment (Dial-Style Hose-End Sprayers and Concentrate Plus Water Hose-End Sprayers) at a single-use rate with limited sites (lawns and outdoor surfaces). This is a re-statement of use rate and sites on the currently accepted label. The addition of the application equipment does not result in exposure greater than the exposure on the currently accepted label, nor does it change the dosage, concentration, timing or frequency of application from what is listed on the currently accepted label.


This notification is consistent with the provisions of PR Notice 98-10 and EPA regulations at 40 CFR 152.46, and no other changes have been made to the labeling or the confidential statement of formula of this product. I understand that it is a violation of 18 U.S.C. Sec. 1001 to willfully make any false statement to EPA. I further understand that if this notification is not consistent with the terms of PR Notice 98-10 and 40 CFR 152.46, this product may be in violation of FIFRA and I may be subject to enforcement action and penalties under sections 12 and 14 of FIFRA.

The following documents are enclosed in support of this submission:

1. Application for Pesticide (EPA Form 8570-1)
2. One copy of the proposed label *with changes highlighted*
3. Five copies of the proposed label
4. One copy of the EPA stamped approved label

Please call me at 1-800-242-1166, Ext. 2737 you have questions or need further information. Thank you very much for your attention to our application.

Sincerely,



Jennifer D. Morton
Regulatory Specialist