


9688-165

11/17/2005

1/5

Please read instructions on reverse before completing form.

Form Approved. OMB No. 2070-0060. Approval expires 11-30-93

	United States Environmental Protection Agency Office of Pesticide Programs (H7505C) Washington, DC 20460	<input type="checkbox"/> Registration <input type="checkbox"/> Amendment <input checked="" type="checkbox"/> Other	OPP Identifier Number
	Application for Pesticide:		

Section I		
1. Company/Product Number 9688-165	2. Product Manager Mary Waller	3. Proposed Classification <input type="checkbox"/> None <input type="checkbox"/> Restricted
4. Company/Product (Name) Chemsico Fungicide Concentrate 3000	PM# 21	
5. Name and Address of Applicant (include ZIP Code) Chemsico, Division of United Industries Corporation PO Box 142642 St. Louis, Missouri 63114-0642 <input type="checkbox"/> Check if this is a new address	6 Expedited Review. In accordance with FIFRA Section 3(c)(3) (b)(i), my product is similar or identical in composition and labelling to: EPA Reg. No. _____ Product Name _____	


Section II		NOTIFICATION
<input type="checkbox"/> Amendment - Explain below	<input type="checkbox"/> Final printed label in response to Agency letter dated _____	NOV 17 2005
<input type="checkbox"/> Resubmission in response to Agency letter dated _____	<input type="checkbox"/> "ME TOO" Application.	
<input checked="" type="checkbox"/> Notification - Explain below.	<input type="checkbox"/> Other - explain below	

Explanation: Use additional page(s) if necessary. (For section I and Section II)

Notification per PR Notice 98-10 to correct the statement of coverage in Step 5 of the hose end sprayer directions, to remove the "insect" reference from the Step 5 of the hose end sprayer directions as this is a fungicide product, and to correct formatting inconsistencies.

Section III					
1. Material in Which This Product Will Be Packaged:					
Child-Resistant Packaging <input type="checkbox"/> Yes * <input type="checkbox"/> No	Unit Packaging <input type="checkbox"/> Yes <input type="checkbox"/> No	Water-Soluble Packaging <input type="checkbox"/> Yes <input type="checkbox"/> No	2. Type of Container <input type="checkbox"/> Metal <input type="checkbox"/> Plastic <input type="checkbox"/> Glass <input type="checkbox"/> Paper <input type="checkbox"/> Other (Specify) _____		
* Certification must be submitted.		If "YES," Unit package wgt	No. per container	If "YES," Package wgt	No. per container
3. Location of Net Contents Information <input type="checkbox"/> Label <input type="checkbox"/> Container		4. Size(s) of Retail Container		5. Location of Label Directions <input type="checkbox"/> On Label <input type="checkbox"/> On Labeling accompanying product	
6. Manner in Which Label is Affixed To Product <input type="checkbox"/> Lithographed <input type="checkbox"/> Paper glued <input type="checkbox"/> Stenciled					


Section IV		
1 Contact Point (Complete items directly below for identification of the individual to be contacted, if necessary, to process this application)		
Name Jennifer D. Morton	Title Regulatory Affairs Specialist	Telephone No. (include Area Code) 1-800-242-1166 Ext 2737

Certification I certify that the statements I have made on this form and all attachments thereto are true, accurate, and complete. I acknowledge that any knowingly false or misleading statement may be punishable by fine or imprisonment or both under applicable law.		6 Date Application Received (Stamped)
2 Signature 	3. Title Regulatory Affairs Specialist	
4. Typed Name Jennifer D. Morton	5. Date November 2, 2005	

CHEMSICO

Fungicide

Concentrate 3000



[Do-it-yourself disease control • Prevents and cures all major lawn diseases • Controls brown patch, crown rot, powdery mildew, leaf spot, rust, Summer patch and more • Systemic action • Systemic action - Can't be washed off by rain once dried • Rainproof - Can't be washed off [away] by rain once dried • Protects for up to 2 weeks • Treats 3,000 sq ft • Just connect to your [garden] hose and spray • Easy-to-use spray ready nozzle • No spreading . . . No complicated mixing • Water-based • Easy-View [Clear-View] measuring window • Guaranteed Results or your money back*]

Active Ingredient:
Myclobutanil 2.0%
Other Ingredients 98.0%

KEEP OUT OF REACH OF CHILDREN

CAUTION See back [booklet] for additional precautionary statements

Net [Contents] 1 qt (32 fl oz/946 mL)

OPTIONAL MARKETING LANGUAGE

[Chemsico Fungicide Concentrate 3000 prevents and cures all major diseases on lawns. Because it works systemically, it can't be washed off by rain or sprinklers once dried and it works for weeks. Use this product on your lawn to keep it thriving.

Prevents and cures . . . Brown Patch, Dollar Spot, Powdery Mildew, Rust, Blight, Leaf Spot . . . and more!]

One [32 oz] bottle of this formula will treat 3,000 sq ft]

[CONTROLS] [DISEASES CONTROLLED]

[Use [Chemsico Fungicide Concentrate 3000] as directed to treat the following diseases in your lawn:]

[Chemsico Fungicide Concentrate 3000] prevents and cures anthracnose, brown patch, copper spot, dollar spot, leaf spot (including septoria, zonate), melting out, crown rot, leaf smuts, powdery mildew, rust, red thread, Spring dead spot, necrotic ring spot and Summer patch.

[PEEL HERE, PRESS TO RESEAL.

Read all instructions inside before using.]

[OPTIONAL PRODUCT FACT BOX]

PRODUCT FACTS

What it Does:

Prevents and cures all Major Lawn Diseases including Anthracnose, Brown Patch, Copper Spot, Dollar Spot, Leaf Spot (including Septoria, Zonate), Melting Out, Crown Rot, Leaf Smuts, Powdery Mildew, Rust, Red Thread, Spring Dead Spot, Necrotic Ring Spot and Summer Patch

Where to Use: (grass icon)

Lawns

When To Use:

Start Treating When Grass Begins to Turn Green in Spring or When Signs of Diseases are First Noticed

Questions & Comments (phone icon) (computer icon)

Call 1-800-332-5553 or Visit our Website at www.spectracide.com

STOP. READ ENTIRE LABEL BEFORE USE.**DIRECTIONS FOR USE**

It is a violation of Federal law to use this product in a manner inconsistent with its labeling. *For home lawn use only.*



Keep people (other than applicator) or pets off treated areas until spray has dried.

WHEN TO USE

This product is highly effective when it is used to prevent diseases or applied at the first sign of disease. Start treating when grass begins to turn green in the spring or when signs of diseases are first noticed. For best disease control, treat every 2 weeks.

RESTRICTIONS

Do not apply more than 13 treatments per year. In Nassau and Suffolk Counties in New York State, do not apply more than 3 times per given area per year.

Do not treat lawns during periods of stress, i.e. heat, drought, flooding, insects, excessive fertilizer, herbicides or pesticide use, etc.

Do not apply when temperatures are above 85°F as injury to lawn can occur.

If it rains before product has dried, reapply.

If you need more information, contact your local County Extension Service.

HOW TO USE

Determine the size of the area (lawn) to be treated. To calculate square feet, multiply length by width.

Start at the farthest point to be treated and work backward so you don't walk over treated area. Walk at a steady pace and spray using a side-to-side [arc] motion, slightly overlapping the treated area.

The entire [32 oz] bottle will treat 3,000 sq ft of lawn. Refer to [sight gauge] [Easy-View] [Clear-View] measuring window to guide coverage. When bottle is half empty, you should have covered half the area.

ENTIRE LAWN**HOSE END SPRAYER INSTRUCTIONS [Dial Button]**

1. *Shake container well before using.*
2. Connect a garden hose to the Ready Spray nozzle. Make sure the dial on the nozzle is in the "OFF" position with the [green] safety tab in the valve notch.
3. Turn on water at faucet. Extend hose to the farthest area to be treated and work back toward the faucet so you don't come in contact with the treated area.

4. To BEGIN spraying, point nozzle toward lawn or plants to be treated and 1.) bend the [green] safety tab (located at right of [yellow] dial) back and hold, 2.) using your other hand, QUICKLY turn the dial clockwise until it stops and [green] tab engages into notch. Water will automatically mix with the product.
5. Spray lawn or plants thoroughly. Walk at a steady pace while spraying using an even sweeping motion, slightly overlapping treated areas. One quart will treat 3,000 sq ft. Calculate square feet by multiplying length by width. Refer to sight gauge to guide coverage (example: when bottle is half empty, you should have covered half the area).
6. To STOP spraying, QUICKLY turn the dial in the opposite direction of "ON" (counter clockwise) until it stops and the safety tab engages into the notch. Turn water off at faucet. To relieve pressure before removing nozzle from hose, bend the safety tab back and turn dial "ON" until water stops spraying.
7. To STORE unused product, make sure the dial is in the "OFF" position with the green safety tab in the valve notch. Place in a cool area away from heat, sunlight or open flame.

Rainproof – rain or watering 2 hours after application will not wash away effectiveness. [If rainfall occurs within 2 hours of application, the product should be reapplied.]

NOTE: This product is non-staining to most home siding depending on age and cleanliness. However, before using in areas where the spray may contact home siding (vinyl siding in particular), test in an inconspicuous area and recheck in a few hours. Do not use if any staining is observed.

STORAGE AND DISPOSAL

Storage: Store in a cool, dry area away from heat and open flame.

Disposal: If empty: Do not reuse this container. Place in trash or offer for recycling if available. If partly filled: Call your local solid waste agency or 1-800-CLEANUP for disposal instructions. Never place unused product down any indoor or outdoor drain.

PRECAUTIONARY STATEMENTS**Hazards to Humans and Domestic Animals**

CAUTION. Causes moderate eye irritation. Avoid contact with eyes or clothing. Harmful if swallowed. Wash thoroughly with soap and water after handling. Remove contaminated clothing and wash clothing before reuse.

First Aid

If in Eyes: Hold eye open and rinse slowly and gently with water for 15 – 20 minutes. Remove contact lenses, if present, after the first 5 minutes, then continue rinsing eyes. Call a Poison Control Center or doctor for treatment advice. **If Swallowed:** Call a Poison Control Center or doctor immediately for treatment advice. Have person sip a

glass of water if able to swallow. Do not induce vomiting unless told to by a Poison Control Center or doctor. Do not give anything by mouth to an unconscious person.

Have the product container or label with you when calling the Poison Control Center or doctor, or going for treatment.

Environmental Hazards

Do not apply directly to water. Do not contaminate water when disposing of equipment washwaters or rinsate.

NOTICE: Buyer assumes all responsibility for safety and use not in accordance with directions.

[*Guaranteed Results – If you are not satisfied with the product for any reason, send your written request for a refund to the address below, together with the original dated store receipt showing the price you paid. Please allow 6-8 weeks for processing.]

Questions or comments? Call 1-800-332-5553 or visit www.website.com

Made in the USA by Chemsico, Division of United Industries Corporation, P.O. Box 142642, St. Louis, MO 63114-0642

EPA Reg. No. 9688-165

EPA Est. No. 9688-MO-1

© 2005

s/n

United Industries Corp.

November 2, 2005

Document Processing Desk (NOTIF)
Office of Pesticide Programs
United States Environmental Protection Agency
Room 266A Crystal Mall 2
1801 South Bell Street
Arlington, VA 22202

Attention: Ms. Mary Waller
Product Manager 21

Subject: Notification per PR Notice 98-10
Chemsico Fungicide Concentrate 3000
EPA Reg. No. 9688-165

Dear Ms. Waller:

Please find enclosed notification per PR Notice 98-10 to correct the statement of coverage in Step 5 of the hose end sprayer directions to read "3,000 sq ft" instead of "5,000 sq ft". We would also like to take this opportunity to correct the inadvertent insect reference also located in Step 5 of the hose end sprayer directions, to read, "Spray lawn or plants thoroughly," in addition to correcting formatting inconsistencies.

This notification is consistent with the provisions of PR Notice 98-10 and EPA regulations at 40 CFR 152.46, and no other changes have been made to the labeling or the confidential statement of formula of this product. I understand that it is a violation of 18 U.S.C. Sec. 1001 to willfully make any false statement to EPA. I further understand that if this notification is not consistent with the terms of PR Notice 98-10 and 40 CFR 152.46, this product may be in violation of FIFRA and I may be subject to enforcement action and penalties under sections 12 and 14 of FIFRA.

The following documents are enclosed in support of this submission:

- 1. Application for Pesticide (EPA Form 8570-1)
- 2. One copy of the proposed label *with changes highlighted*
- 3. Five copies of the proposed label
- 4. One copy of the EPA stamped approved label

Please call me at 1-800-242-1166, Ext. 2737 you have questions or need further information. Thank you very much for your attention to our application.

Sincerely,



Jennifer D. Morton
Regulatory Specialist

