

Please read instructions on reverse before completing this form.

Form Approved OMB No. 2070-0060. Approval expires 2-28-95



United States
Environmental Protection Agency
Washington, DC 20460

Registration
 Amendment
 Other

OPP Identifier Number
225674

Application for Pesticide - Section I

| | | |
|--|---|--|
| 1. Company/Product Number 9688-107 | 2. EPA Product Manager R. Keigwin | 3. Proposed Classification <input checked="" type="checkbox"/> None <input type="checkbox"/> Restricted |
| 4. Company/Product (Name) Chemsico Insect Spray | PM# 10 | |
| 5. Name and Address of Applicant (Include ZIP Code) Chemsico Division of United Industries Corp. P.O. Box 15842 St. Louis, MO 63114 <input type="checkbox"/> Check if this is a new address | 6. Expedited Review. In accordance with FIFRA Section: 3(c)(3) (b)(i), my product is similar or identical in composition and labeling to: EPA Reg. No. _____ Product Name _____ | |

Section - II

| | |
|--|--|
| <input type="checkbox"/> Amendment - Explain below. | <input type="checkbox"/> Final printed labels in response to Agency letter dated _____ |
| <input type="checkbox"/> Resubmission in response to Agency letter dated _____ | <input type="checkbox"/> "Me Too" Application. |
| <input checked="" type="checkbox"/> Notification - Explain below. | <input type="checkbox"/> Other - Explain below. |

Explanation: Use additional page(s) if necessary. (For section I and Section II.)

NOTIFICATION: Addition of the phrase "For Home Use Only" to the current approved label.

Section - III

| | | | | | |
|---|---|--|---|---|----------------------------------|
| 1. Material This Product Will Be Packaged In: | | | | 2. Type of Container | |
| Child-Resistant Packaging <input type="checkbox"/> Yes* <input type="checkbox"/> No | Unit Packaging <input type="checkbox"/> Yes <input type="checkbox"/> No | Water Soluble Packaging <input type="checkbox"/> Yes <input type="checkbox"/> No | | <input type="checkbox"/> Metal | <input type="checkbox"/> Plastic |
| * Certification must be submitted | | If "Yes" Unit Packaging wgt. No. per container | If "Yes" Package wgt. No. per container | <input type="checkbox"/> Glass | <input type="checkbox"/> Paper |
| 3. Location of Net Contents Information <input type="checkbox"/> Label <input type="checkbox"/> Container | | 4. Size(s) Retail Container | | 5. Location of Label Directions <input type="checkbox"/> On Label <input type="checkbox"/> On Labeling accompanying product | |
| 6. Manner in Which Label is Affixed to Product <input type="checkbox"/> Lithograph <input type="checkbox"/> Paper glued <input type="checkbox"/> Stenciled | | | | <input type="checkbox"/> Other _____ | |

Section - IV

| | | |
|---|---------------------------------|---|
| 1. Contact Point (Complete items directly below for identification of individual to be contacted, if necessary, to process this application.) | | |
| Name Kathie J. Tryson | Title Manager, Registrations | Telephone No. (Include Area Code) 800-242-1166 |
| 2. Signature | | 6. Date Application Received (Stamped) |
| 3. Title Manager, Registrations | | |
| 4. Typed Name Kathie J. Tryson | | |
| 5. Date August 11, 1995 | | |

Chemsico®

Insect Spray

Use on fruits, vegetables, roses and flowers • Spray Ready Garden Hose Nozzle • Spray up to Harvest • Multi-Purpose Fruit & Vegetable Insect Control • Apply Anytime During the Growing Season • Spray right up to harvest • Ideal for all fruit and vegetable gardens • Same day spray, harvest and eat • Apply anytime during the growing season, right up to harvest

| | |
|-------------------------------------|-------|
| Active Ingredients: | |
| Pyrethrins | 0.3% |
| Piperonyl Butoxide, Technical | 3.0% |
| Inert Ingredients: | 96.7% |

Keep Out of Reach of Children

CAUTION See back for additional precautionary statements

NET CONTENTS 32 FL. OZ./946 mL

Chemsico Insect Spray kills insects that invade your valuable garden or orchard. It can be sprayed on most crops up to and including the day you harvest. And although Chemsico Insect Spray formula kills most harmful insects, it is relatively non-toxic to Honey Bees. Use Chemsico Insect Spray formula throughout the growing season as part of a complete garden care program. One quart of this formula will treat at least 5,000 square feet of growing crops. Actual, treated area/quart will vary depending upon height and thickness of treated plants.

Peel Here
Press to Reseal

STOP! Read all instructions inside before using.

DIRECTIONS FOR USE

It is a violation of Federal law to use this product in a manner inconsistent with its labeling. *For home use only.*

1. Connect a garden hose to the spray ready nozzle. (graphic)
2. Make sure the yellow water control dial on the nozzle is in the "OFF" position. (graphic)
3. Turn on water at faucet. Extend hose to the farthest area to be treated and work back towards faucet.
4. Push in the small white product control button to the "OPEN" position. (graphic)
5. To BEGIN spraying, point nozzle toward vegetables or fruit trees and turn the yellow water control dial to the "ON" position. Water will automatically mix with the product. (graphic)
6. Spray vegetables or fruit trees until water to control insects listed below.
7. To STOP spraying turn yellow water control dial to the "OFF" position. Push small white product control button back to "CLOSED" position. Turn off water at faucet. To relieve pressure, turn yellow water control dial to "ON" position and wait until water stops spraying before removing nozzle from hose.

Chemsico Insect Spray is ideal for use on most vegetables, herbs, fruits and nuts, including but not limited to:

Almond, Apple, Apricot, Arrugula, Basil, Bean, Beet, Blackberry, Blackeyed Peas, Blueberry, Broccoli, Brussels Sprouts, Cabbage, Camomile, Cantaloupe, Carrot, Casaba, Cashew, Cauliflower, Celery, Cherry, Chicory, Chives, Com, Cranberry, Currant, Curry Leaf, Eggplant, Elderberry, Endive, Garden Peas, Garlic, Grape, Grapefruit, Honeydew, Horseradish, Kumquat, Lemon, Lemons, Lime, Lettuce, Loganberry, Loquat, Macadamia Nut, Mango Melon, Melon, Mint, Nectarine, Onion, Orange, Paprika, Parsley, Peach, Pear (Bitter Melon), Pepper (including Bell, Chili), Pimentos, Plum, Potato, Pumpkin, Radish, Raspberry, Sage, Snap Bean, Soybeans, Spinach, Strawberry, Summer Squash, Sweet Bay (Bayleaf), Sweet Potato, Swiss

Chard, Tangelo, Tangerine, Tomato
Chemsico Insect Spray kills most insects limited to:

Ants, Aphids, Armyworms, Bagworms, Caterpillars (including tent), Cucumber Beetles, Clover mites, Corn borers, Cutworms, Digger wasps, Earwigs, Gnats, Grasshoppers, Green bug, Hornets, Horse flies, House flies, Leafhoppers, Leafminers, Leafrollers, Mosquitoes, Mites, Moths, Pillbugs, Spittlebugs, Stink bugs, Thrips (including garden, sod), Weevils

USE TIPS:

1. Spray the undersides of leaves where insects hide.
2. To minimize effects on Honey Bees, spray in the early morning or late dusk.

STORAGE AND DISPOSAL

Store in a cool, dry area away from children. Discard container in trash.

PRECAUTIONARY STATEMENTS

Hazards to Humans and Domestic Animals

CAUTION: May be harmful if swallowed. Avoid breathing spray mist. Avoid contact with skin or clothing.

Environmental Hazards

This product is toxic to fish. Do not use in or near water.

NOTICE: Buyer assumes all responsibility for use in accordance with directions.

Questions or comments? Call 1-800-4-A-GARDEN

UPC SYMBOL

(Made in U.S.A.)
Made in U.S.A.
Industrial
63114
EPA R
EPA E

Form 1/M&R ©1995

Chemisco
 Division of United Industries Corp.
 P.O. Box 15842
 St. Louis, MO 63114

Check if this is a new address

(b)(1), my product is similar or identical in composition and labeling to:
 EPA Reg. No. _____
 Product Name _____

Section II

| | | | |
|-------------------------------------|---|--------------------------|---|
| <input type="checkbox"/> | Amendment - Explain below | <input type="checkbox"/> | Final printed labels in response to Agency letter dated _____ |
| <input type="checkbox"/> | Resubmission in response to Agency letter dated _____ | <input type="checkbox"/> | "Me Too" Application. |
| <input checked="" type="checkbox"/> | Notification - Explain below. | <input type="checkbox"/> | Other - explain below. |

Explanation: Use additional page(s) if necessary. (For section I and Section II.)

Notification: Add the marketing phrase "Kills insects that invade gardens and home orchards"
 Correct the instruction for #4 and #7 under DIRECTIONS FOR USE.
 Replace the words "at least" with the word "approximately" and move the phrase to be recognized as #3 under the heading USE TIPS.

Section III

1. Material This Product Will Be Packaged In:

| | | | |
|--|---|---|---|
| Child-Resistant Packaging <input type="checkbox"/> Yes* <input type="checkbox"/> No | Unit Packaging <input type="checkbox"/> Yes <input type="checkbox"/> No If "Yes," Unit Package wgt. _____ No. per container _____ | Water Soluble Packaging <input type="checkbox"/> Yes <input type="checkbox"/> No If "Yes," Package wgt. _____ No. per container _____ | 2. Type of Container <input type="checkbox"/> Metal <input type="checkbox"/> Plastic <input type="checkbox"/> Glass <input type="checkbox"/> Paper <input type="checkbox"/> Other (Specify) _____ |
|--|---|---|---|


* Certification must be submitted.

| | | |
|--|--|--|
| 3. Location of Net Contents Information <input type="checkbox"/> Label <input type="checkbox"/> Container | 4. Size(s) of Retail Container _____ | 5. Location of Label Directions <input type="checkbox"/> On Label <input type="checkbox"/> On Labeling accompanying product |
| 6. Manner in Which Label is Affixed To Product <input type="checkbox"/> Lithograph <input type="checkbox"/> Paper glued <input type="checkbox"/> Stenciled <input type="checkbox"/> Other (_____) | | |

Section IV

1. Contact Point (Complete items directly below for identification of individual to be contacted, if necessary, to process this application.)


| | | |
|--------------------|--|---|
| Name Kelly Loft | Title Regulatory Affairs Specialist | Telephone No. (Include Area Code) 800-242-1166 |
|--------------------|--|---|

| | | |
|--|---|--|
| Certification I certify that the statements I have made on this form and all attachments thereto are true, accurate and complete. I acknowledge that any knowingly false or misleading statement may be punishable by fine or imprisonment or both under applicable law. | | 6. Date Application Received (Stamped) _____ |
| 2. Signature  | 3. Title Regulatory Affairs Specialist | |
| 4. Typed Name Kelly Loft | 5. Date November 6, 1995 | |

This notification is consistent with the provisions of PR Notice 95-2 and EPA regulations at 40 CFR 152.46, and no other changes have been made to the labeling or the confidential statement of formula of this product. I understand that it is a violation of 18 U.S.C. Sec. 1001 to willfully make any false statement to EPA. I further understand that if this notification is not consistent with the terms of PR Notice 95-2 and 40 CFR 152.46, this product may be in violation of FIFRA and I may be subject to enforcement action and penalties under sections 12 and 14 of FIFRA.


Please call me at 1-800-242-1166 if you have questions or need additional information. Thank you for your attention to this matter.

Sincerely,



Kelly Loft
Regulatory Affairs Specialist

enclosures



Chemsico®

Insect Spray

Use on fruits, vegetables, roses and flowers
• Spray Ready Garden Hose Nozzle • Just connect to your garden hose and spray • Spray up to Harvest • Multi-Purpose Fruit & Vegetable Insect Control • Kills insects that invade gardens and home orchards • Apply Anytime During the Growing Season • Spray right up to harvest • Ideal for all fruit and vegetable gardens • Same day spray, harvest and eat • Apply anytime during the growing season, right up to harvest

| | |
|-------------------------------|-------|
| Active Ingredients: | |
| Pyrethrins | 0.3% |
| Piperonyl Butoxide, Technical | 3.0% |
| Inert Ingredients: | 96.7% |

KEEP OUT OF REACH OF CHILDREN

CAUTION See back for additional precautionary statements

NET CONTENTS 32 FL. Oz./946 mL

Chemsico Insect Spray kills insects that invade your valuable garden or orchard. It can be sprayed on most crops up to and including the day you harvest. And although Chemsico Insect Spray formula kills most harmful insects, it is relatively non-toxic to Honey Bees. Use Chemsico Insect Spray formula throughout the growing season as part of a complete garden care program.

Peel Here
Press to Reseal

STOP! Read all instructions inside before using.

DIRECTIONS FOR USE

It is a violation of Federal law to use this product in a manner inconsistent with its labeling. *For home use only.*

1. Connect a garden hose to the spray ready nozzle. (graphic)
2. Make sure the yellow water control dial on the nozzle is in the "OFF" position. (graphic)
3. Turn on water at faucet. Extend hose to the farthest area to be treated and work back to yard's faucet.
4. Twist the small, red product control button to align the flat portion with the lock tab. Push the button in to open. (graphic)
5. To BEGIN spraying, point nozzle toward vegetables or fruit trees and turn the yellow water control dial to the "ON" position. Water will automatically mix with the product. (graphic)
6. Spray vegetables or fruit trees until wet to control insects listed below.
7. To STOP spraying turn yellow water control dial to the "OFF" position. Push small, red product control button back to close. Turn off water at faucet. To relieve pressure, turn yellow water control dial to "ON" position and wait until water stops spraying before removing nozzle from hose. Refer to last page for helpful use tips.

Chemsico Insect Spray is ideal for use on most vegetables, herbs, fruits and nuts, including but not limited to:

Almond, Apple, Apricot, Arrugula, Basil, Bean, Beet, Blackberry, Blackeyed Peas, Blueberry, Broccoli, Brussels Sprouts, Cabbage, Camomile, Cantaloupe, Carrot, Casaba, Cashew, Cauliflower, Celery, Cherry, Chicory, Chives, Corn, Cranberry, Currant, Curry Leaf, Eggplant, Elderberry, Endive, Garden Peas, Garlic, Grape, Grapefruit, Honeydew, Horseradish, Kumquat, Lemon, Lentils, Lime, Lettuce, Loganberry, Loquat, Macadamia Nut, Mango Melon, Melon, Mint, Nectarine, Onion, Orange, Paprika, Parsley, Peach, Pear (Bitter Melon), Pepper (Including Bell, Chili), Pimentos, Plum, Potato, Pumpkin, Radish, Raspberry, Sage, Snap Bean, Soybeans, Spinach, Strawberry, Summer Squash, Sweet Bay (Bayleaf), Sweet Potato, Swiss Chard, Tangelo, Tangerine, Tomato, Walnut, Watermelon, Yam, Zucchini
Chemsico Insect Spray kills most harmful garden insects including, but not limited to:

Ants, Aphids, Armyworms, Bagworms, Caterpillars (Including tent), Centipedes, Clover mites, Corn borers, Cutworms, Digger wasps, Earwig, Gnats, Grasshoppers, Green bugs, House flies, Horse flies, House flies, Leafhoppers, Leafminers, Leafrollers, Mosquitoes, Mites, Moths, Pillbugs, Spittlebugs, Stink bugs, Thrips, (Including garden, sod), Weevils

USE TIPS:

1. Spray the undersides of leaves where insects hide.
2. To minimize effects on Honey Bees, spray in the early morning or late dusk.
3. One quart of this formula will treat up to 1000 sq. ft. of growing crops. Actual treatment area depends on height and thickness of treated area.

STORAGE AND DISPOSAL

Store in a cool, dry area away from children. Discard container in trash.

PRECAUTIONARY STATEMENTS

Hazards to Humans and Domestic Animals

CAUTION: May be harmful if swallowed. Avoid breathing spray mist. Avoid contact with skin or clothing.

Environmental Hazards

This product is toxic to fish. Do not use in or near water.

NOTICE: Buyer assumes all responsibility for use in accordance with directions.

Questions or comments? Call toll free 1-800-4-A-GARDEN.

UPC SYMBOL

Form 1N/M&R ©1995

(Made in U.S.A.)
Made in U.S.A.
Industry Standard
63114-1
EPA Reregistration
EPA E-109

November 6, 1995

Document Processing Desk (NOTIF)
Office of Pesticide Programs - H7504C
United States Environmental Protection Agency
401 M Street SW
Washington, DC 20460-0001

Attention: Mr. Richard P. Keigwin
Product Manager 10

Subject: **Chemsico Insect Spray**
EPA Reg. No. 9688-107

Dear Mr. Keigwin,

Enclosed please find our Notification to add the following marketing phrase: "Kills insects that invade gardens and home orchards".

We have corrected the instructions for this sprayer. Under DIRECTIONS FOR USE the following should now read:

4. *Twist the small, red product control button to align the flat portion with the lock tab. Push the button in to open. (graphic)*

7. *To STOP spraying turn yellow water control dial to the "OFF" position. Push small, red product control button back to close. Turn off water at faucet. To relieve pressure, turn yellow water control dial to "ON" position and wait until water stops spraying before removing nozzle from hose. Refer to last page for helpful use tips.*

We have also replaced the words "at least" with the word "approximately" in the following phrase: "One quart of this formula will treat approximately 5,000 square feet of growing crops. Actual, treated area/quart will vary depending upon height and thickness of treated plants."
We have moved this phrase to be recognized as #3 under the heading USE TIPS.