


PML 13 9688-85 10/3

Please read instructions on reverse before completing form.

Form Approved. OMB No. 2070-0060. Approval expires 2-28-95

	United States <b>Environmental Protection Agency</b> Washington, DC 20460	<input type="checkbox"/> Registration <input type="checkbox"/> Amendment <input checked="" type="checkbox"/> Other	OPP Identifier Number <b>225660</b>
--	---	--	--

**Application for Pesticide - Section I**

1. Company/Product Number 9688-85	2. EPA Product Manager G. LaRocca	3. Proposed Classification <input checked="" type="checkbox"/> None <input type="checkbox"/> Restricted
4. Company/Product (Name) Chemsico Home Insect Control C	PM# 13	
5. Name and Address of Applicant (Include ZIP Code) Chemsico Division of United Industries Corp. P.O. Box 15842 St. Louis, MO 63114 <input type="checkbox"/> Check if this is a new address		6. Expedited Review. In accordance with FIFRA Section 3(c)(3) (b)(i), my product is similar or identical in composition and labeling to: EPA Reg. No. _____ Product Name _____

**Section - II**


<input type="checkbox"/> Amendment - Explain below.	<input type="checkbox"/> Final printed labels in response to Agency letter dated _____
<input type="checkbox"/> Resubmission in response to Agency letter dated _____	<input type="checkbox"/> "Me Too" Application.
<input checked="" type="checkbox"/> Notification - Explain below.	<input type="checkbox"/> Other - Explain below.

**Explanation:** Use additional page(s) if necessary. (For section I and Section II.)  
 NOTIFICATION: Add two Marketing phrases: "Long Lasting Control" and "Keeps Killing for Weeks."  
 Replace Power Pump instructions: "Pump 10-15 times" with "Pump 20-30 times."

**Section - III**

1. Material This Product Will Be Packaged In:				2. Type of Container	
Child-Resistant Packaging <input type="checkbox"/> Yes* <input type="checkbox"/> No	Unit Packaging <input type="checkbox"/> Yes <input type="checkbox"/> No	Water Soluble Packaging <input type="checkbox"/> Yes <input type="checkbox"/> No		<input type="checkbox"/> Metal <input type="checkbox"/> Plastic <input type="checkbox"/> Glass <input type="checkbox"/> Paper <input type="checkbox"/> Other (Specify) _____	
* Certification must be submitted		If "Yes" Unit Packaging wgt.	No. per container	If "Yes" Package wgt	No. per container
3. Location of Net Contents Information <input type="checkbox"/> Label <input type="checkbox"/> Container		4. Size(s) Retail Container		5. Location of Label Directions <input type="checkbox"/> On Label <input type="checkbox"/> On Labeling accompanying product	
6. Manner in Which Label is Affixed to Product			<input type="checkbox"/> Lithograph <input type="checkbox"/> Paper glued <input type="checkbox"/> Stenciled <input type="checkbox"/> Other _____		

**Section - IV**

1. Contact Point (Complete items directly below for identification of individual to be contacted, if necessary, to process this application.)		
Name Kelly Loft	Title Regulatory Affairs Specialist	Telephone No. (include Area Code) 800-242-1166
I certify that the statements I have made on this form and all attachments thereto are true, accurate and complete. I acknowledge that any knowingly false or misleading statement may be punishable by fine or imprisonment or both under applicable law.		6. Date Application Received (Stamped)
2. Signature 	3. Title Regulatory Affairs Specialist	
4. Typed Name Kelly Loft	5. Date June 7, 1995	

# CHEMSICO Home Insect Control C

**Kills Both Adult and Pre-adult (Larval) Fleas  
— Kills Roaches • Kills Bugs Fast - on  
Contact • Kills on Contact  
• Keeps Killing • Keeps on Killing  
• Keeps killing for up to four weeks  
• Up to 4 week control • Use Indoors and  
Outdoors • Economical Do-it-yourself Pest  
Control • Long Lasting Control • Keeps  
Killing for Weeks • Water Based • Non-  
staining • No Lingering Odor • No Oily  
Residue or Film • Ready To Use (no mixing)**

**Active Ingredient:**

Permethrin [(3-phenoxyphenyl) methyl (±) cis-trans-3-(2,2-dichloroethoxy)-2,2-dimethyl-2-cyclopropanecarboxylate] ..... 0.2%  
Inert Ingredients: ..... 99.8%  
\*cis-trans isomers ratio: min. 35% (±) cis, max. 65% (±) trans

**KEEP OUT OF REACH OF CHILDREN**

**CAUTION**

See side for additional precautionary statements

Net Contents 1 gallon

For Household Use Only: For use in rooms, apartments, homes, attics, basements, campers, boats, household storage areas, garages, pet sleeping areas, cabins.

**STOP. READ ENTIRE LABEL BEFORE USE**

**DIRECTIONS FOR USE**

It is a violation of Federal law to use this product in a manner inconsistent with its labeling.

**SPRAYER INSTRUCTIONS**

How to prime and care for your sprayer:

1. After shaking product well, remove cap from container and replace with sprayer hose and cap assembly. Tighten securely.
2. Turn sprayer nozzle one half turn counter-clockwise. Hold sprayer below the level of container and prime by pumping trigger 10-15 times until product is dispensed. Adjust nozzle to fine spray or jet stream as needed.
3. To store, turn nozzle to "OFF" position and store with sprayer above level of liquid in container to prevent leakage.

SHAKE WELL BEFORE USING

**PEST INDOORS**

Continues to kill and protect for up to 4 weeks with no lingering oily odor. For residual and contact control of cockroaches (waterbugs), crickets, silverfish (firebrats), clover mites, millipedes, centipedes, earwigs, sowbugs (pillbugs), spiders, brown dog ticks, lone star ticks, ants, clothes moths, carpet beetles, fleas, boxelder bugs, scorpions, spider beetles, bedbugs, grass-hoppers, house flies, mosquitoes, gnats, fruit flies, cluster flies, flying moths, confused flour beetles, saw-toothed grain beetles, shiny spider beetles, grain mites, red flour beetles, angoumois grain moths, grain weevils, Indian meal moths, Mediterranean flour moths, lesser grain borers, cigarette beetles, drug store beetles, chocolate moths. Spray thoroughly into hiding places such as cracks, crevices, moist areas, openings around pipes and sinks, under refrigerators, baseboards, storage areas, doorways, window openings and wherever insects may enter the home. Spray directly on insects where possible. For Bedbugs: Apply as a spot treatment to cracks and crevices, around baseboards, floorboards, bedboards and walls. First, thoroughly clean and air mattresses and springs. Then spot treat only areas that may harbor bedbugs, concentrating on tufts, folds and seams. Allow treated articles to thoroughly dry before use. Repeat as necessary. For persistent infestations, consult professional applicator. Grain Insects: To control confused flour beetles, saw-toothed grain beetles, spider beetles, shiny spider beetles, grain mites, red flour beetles, angoumois grain moths, grain weevils, Indian meal moths, Mediterranean flour moths, lesser grain borers, cigarette beetles, drug store beetles, chocolate moths, carpet beetles-remove infested grain, cereal or flour and destroy. Avoid contamination of other food and foodstuffs in the areas by removing before spraying. Spray directly on exposed stages and into cracks and crevices where grain insects may be hiding. In home, dispose of all infested

products. The shelves and drawers should be cleaned and thoroughly sprayed so as to contact all pests, and cover with shelf paper after allowing shelves to dry. Any utensils that are contacted with spray should be washed before using. Repeat as necessary. Spiders: Spray directly on spiders and their webs. Spray all cracks and crevices which harbor spiders. Repeat as necessary. Ants: To kill ants, spray trails, nests and points of entry within buildings and homes. Spray directly on ants where possible. Repeat as necessary. Fleas, Brown Dog and Lone Star Ticks on Dogs, Cats and Premises: Spray animals along back, under forelegs and on other areas, except scrotum, face and anus. Part hair to contact skin and insure good coverage. Hold sprayer about one foot away while spraying. Apply until hair is thoroughly moist. Do not spray directly in eyes, mouth or nose of animal. To prevent reinfestation, thoroughly spray the animals' bedding and other resting areas around the home including carpets until the surface is slightly moist contacting as many insects as possible. Treat the floor area, cracks and crevices in the floor and along baseboards at the rate of 2 seconds per linear foot at a distance of 12 to 18 inches. Also spray the entire inside surface of dog houses. [Optional: To control the source of flea infestations, pets inhabiting the treated premises should be treated with a product registered for application to animals (such as Chemsico Flea & Tick Killer aerosol)]. *Not recommended for use on puppies and kittens less than 4 weeks old. Do not use this product on old, sick or debilitated animals.* House Flies, Mosquitoes, Cluster Flies, Gnats, Fruit Flies, Flying Moths: Close all doors and windows. Point sprayer upward. Direct spray mist to all parts of the room, especially windows and other light sources which may attract these insects. Fill the room with mist, then leave the treated area. Keep the room closed for at least 15 minutes. Ventilate the room when treatment is completed. Carpet Beetles and Clothes Moths: To treat carpets, hold sprayer 14-18 inches from carpet. Apply spray evenly, covering the entire surface until slightly moist. Spray underside of carpet when possible. Avoid wetting or soaking. Allow treated articles to thoroughly dry before use. *NOTE: Check carpet manufacturer's warranty, care and maintenance information before using product on your specific brand of carpeting.* To Treat Garments, Blankets, Carpets and Other Fabrics Before Storage: Dry clean or wash before treatment and after storage. Apply spray evenly, covering the material on both sides until slightly moist. For best results, place treated materials in plastic bags after drying and store in a dark place. Also spray floor and baseboards, closets, cracks, crevices, infested areas of shelving and/or wherever these insects are seen or suspected.

**OUTDOORS**

Pests on Outside Surfaces of Buildings: Use this product to control ants, clover mites, crickets, earwigs, millipedes and sowbugs (pillbugs) on the outside surfaces of buildings. To help prevent infestation of buildings, treat the building foundation to a height of 2 to 3 feet, where pests are active and may find entrance. Also, apply as a residual spray to outside surfaces of buildings, including porches, screens, window frames, eaves, patios, garages, refuse dumps, and other areas where these pests

293

congregate to have been seen. Repeat treatment as needed to maintain effectiveness. House flies, Mosquitoes, Cluster Flies, Gnats, Flying Moths: For outdoor use only as an aid in reducing annoyance from these insects. Spray outside surfaces of screens, doors, window frames or wherever these insects may enter the room. Also treat surfaces around light fixtures on porches, in garages, and other places where these insects alight or congregate. Repeat as necessary. Ants, Lone Star Ticks, Crickets, Fleas, and Earwigs: For treatment of localized infestations of these insects in outdoor areas where there are weeds or bushy non-crop areas, spray infested areas thoroughly. For ants, thoroughly wet hills and runways. Repeat application as reinfestations occur. To Control Fire Ants: Apply 1/2 gallon (64 oz.) of solution as a gently rain to each fire ant mound using a sprinkler can. Thoroughly wet the mound and surrounding area to a 4 foot diameter. For best results, apply in cool weather, 65-80°F, or in early morning or late evening hours. Treat new mounds as they appear. Do not disturb the mound prior to treatment. If possible, treat all mounds in the vicinity, and treat all colonies which may not as yet have constructed a mound. Do not use equipment that produces a pressurized spray as pressurized sprays may disturb fire ants and cause migration, reducing product effectiveness.

**STORAGE AND DISPOSAL**

Store in cool, dry area away from heat or open flame. Discard container in trash.

**OPTIONAL POWER PUMP CLAIMS, INSTRUCTIONS & STORAGE AND DISPOSAL DIRECTIONS**

Revolutionary (NEW) Power Pump™ - Works like a pressure sprayer! • Ready to Pump and Spray • Refillable • Power Pump Pressure Sprayer Pump & Spray the Insects Away • Rest your trigger finger

Yes, this product is different! Chemsico Home Insect Control C kills bugs fast both in and around homes, and continues to protect for up to 4 weeks with no lingering odor. And its revolutionary Power Pump package eliminates the need to squeeze a trigger sprayer over and over again. The Power Pump works like a pressure sprayer - just pump it a few times and spray. And the Power Pump can be refilled up to 5 times with Chemsico Lawn & Garden Insect Control Concentrate for incredible value!

This product kills: Ants, Centipedes, Clover Mites, Cluster Flies,

Cockroaches, Crickets, Earwigs, Fleas, Flying Moths, Firebrats, Gnats, House Flies, Millipedes, Mosquitoes, Pillbugs, Silverfish, Sowbugs, Spiders, Ticks and Waterbugs

1. **CONNECT WAND HOSE TO POWER PUMP BOTTLE.** Unwrap the wand. Unscrew and discard the Black Cap on the bottle. Push the Clear Tube down through the small opening on the bottle (graphic). Tightly screw the Green Hose Connector Cap onto the bottle (graphic). Make sure the Green Button on the wand is "OFF" or "UP" before pressurizing (graphic).
2. **PRESSURIZE THE POWER PUMP.** Break off the Pump Handle "TAB" with your thumb (graphic). Pump 20 - 30 times to build up pressure. NOTE: The Power Pump bottle may bulge slightly as it is pressurized. Never pressurize by any means other than the pump included. You'll need to pump occasionally to keep the Power Pump pressurized during use.
3. **SHAKE WELL** (graphic).
4. **THOROUGHLY SPRAY AREAS WHERE INSECTS MAY HIDE OR ENTER THE HOME.** This includes cracks, crevices, openings around pipes and sinks, under refrigerators, baseboards, flooring\*, storage areas, doorways, window openings and wherever insects may enter the home. Spray directly on insects where possible. Just press the Green Button on the wand to spray. If needed, the button can be locked "ON" by pushing it down and forward at the same time. The reverse motion will lock it "OFF" (graphic). NOTE: See "Use Tips" section below for directions on how to treat specific insects.

\*Check carpet manufacturer's warranty, care and maintenance information before using product on your specific brand of carpeting.

**USE TIPS**

1. Keep ants (graphic) out of your home by frequently spraying their trails and points of entry. Monthly application is usually sufficient.
2. For best results in controlling fleas (graphic), treat your home and yard frequently. Focus on areas where pets spend time, especially where they sleep. In addition, treat pets regularly with a product registered for use on animals such as Chemsico Flea & Tick Killer aerosol. Do not use this product on pets.
3. To reduce annoyance from (graphic of flying insect - mosquito) mosquitoes, house flies, gnats, flying moths and house flies, spray outside surfaces of screens, doors, window frames and around outdoor light fixtures. Apply every two weeks for best results.
4. Kill ants, crickets, earwigs, millipedes and sowbugs outside before they move in (home barrier icon). Just spray around your home's foundation to a height of 3 feet. For best results, repeat treatment monthly.

**REFILLING**

The Power Pump can be refilled up to 5 times with Chemsico Lawn &

Garden Insect Control concentrate. Add 10 oz. of concentrate and dilute to a gallon with water. Use "Fill to Here" mark on the side of the Power Pump bottle as a guide. Shake well to mix. Make sure the Green Pump Cap and the Black Hose Connector Cap are tightly secured before repressurizing. Make sure the Green Button on the wand is "OFF" or "UP" before pressurizing (graphic).

**IMPORTANT:** Do not refill more than 5 times. To keep track of the number of times refilled, put a mark through the appropriate number: (1) (2) (3) (4) (5-final). Do not use any product other than Chemsico Lawn & Garden Insect Control concentrate in this Power Pump. Incompatible chemicals may damage the pump making it unsafe to use.

**STORAGE AND DISPOSAL**

Store in a cool, dry area away from heat or open flame. Always release pressure by unscrewing the pump cap before storing. After 5 refills, rinse thoroughly, wrap in several layers of newspaper and discard container in trash.

**PRECAUTIONARY STATEMENTS**

**Hazards to Humans and Domestic Animals**


**CAUTION:** May be harmful if swallowed. Avoid contact with eyes, skin or clothing. Avoid breathing vapors or spray mist. Wash thoroughly after handling. Avoid contamination of food, feedstuffs and domestic water supplies.

**Environmental Hazards**

This product is extremely toxic to fish. Do not apply directly to water. Do not contaminate water by cleaning of equipment or disposal of wastes. Apply this product only as specified on this label. Cover aquariums and terrariums before spraying.

**NOTICE:** Buyer assumes all responsibility for safety and use not in accordance with directions.

Questions or comments? Call 800-332-5553



Manufactured in the USA by Chemsico, Division of United Industries Corporation, St. Louis, MO 63114-5842

EPA Reg. No. 9688-85  
EPA Est. No. 9688-MO-1  
Form: A3N/M&R © 1995

3/8/95