


Please read instructions on reverse before completing form.

Form Approved. OMB No. 2070-0060. Approval expires 11-30-93

	United States Environmental Protection Agency Office of Pesticide Programs (H7505C) Washington, DC 20460	<input type="checkbox"/> Registration <input type="checkbox"/> Amendment <input checked="" type="checkbox"/> Other	OPP Identifier Number
	Application for Pesticide:		

Section I

1. Company/Product Number 9688-83	2. Product Manager G. LaRocca	3. Proposed Classification <input type="checkbox"/> None <input type="checkbox"/> Restricted
4. Company/Product (Name) Chemsico Lawn Insect Control Granules	PM# 13	
5. Name and Address of Applicant (include ZIP Code) Chemsico, Division of United Industries Corporation PO Box 142642 St. Louis, Missouri 63114-0642 <input type="checkbox"/> Check if this is a new address		6 Expedited Review. In accordance with FIFRA Section 3(c)(3) (b)(i), my product is similar or identical in composition and labelling to: EPA Reg. No. _____ Product Name _____

Section II

<input type="checkbox"/> Amendment - Explain below <input type="checkbox"/> Resubmission in response to Agency letter dated _____ <input checked="" type="checkbox"/> Notification - Explain below.	<input type="checkbox"/> Final printed label in response to Agency letter dated _____ <input type="checkbox"/> "ME TOO" Application. <input type="checkbox"/> Other - explain below
---	---

NOTIFICATION
JAN 25 2006


Explanation: Use additional page(s) if necessary. (For section I and Section II)

Notification per PR Notice 98-10 to add the optional marketing claim, "10 Pounds Treats [Covers] up to 5,000 Sq Ft." We are also taking this opportunity to clarify the existing optional coverage claim by specifying, "2 Pounds Treats [Covers] 1,000 Sq Ft."

Section III

1. Material in Which This Product Will Be Packaged:				2. Type of Container	
Child-Resistant Packaging <input type="checkbox"/> Yes * <input type="checkbox"/> No	Unit Packaging <input type="checkbox"/> Yes <input type="checkbox"/> No	Water-Soluble Packaging <input type="checkbox"/> Yes <input type="checkbox"/> No	<input type="checkbox"/> Metal <input type="checkbox"/> Plastic <input type="checkbox"/> Glass <input type="checkbox"/> Paper <input type="checkbox"/> Other (Specify) _____		
* Certification must be submitted.		If "YES," Unit package wgt	No. per container	If "YES," Package wgt	No. per container
3. Location of Net Contents Information <input type="checkbox"/> Label <input type="checkbox"/> Container		4. Size(s) of Retail Container		5. Location of Label Directions <input type="checkbox"/> On Label <input type="checkbox"/> On Labeling accompanying product	
6. Manner in Which Label Is Affixed To Product <input type="checkbox"/> Lithographed <input type="checkbox"/> Paper glued <input type="checkbox"/> Stenciled					

Section IV

1. Contact Point (Complete items directly below for identification of the individual to be contacted, if necessary, to process this application)		
Name Jennifer D. Morton	Title Regulatory Affairs Specialist	Telephone No. (include Area Code) 1-800-242-1166 Ext 2737
Certification I certify that the statements I have made on this form and all attachments thereto are true, accurate, and complete. I acknowledge that any knowingly false or misleading statement may be punishable by fine or imprisonment or both under applicable law.		6 Date Application Received (Stamped)
2. Signature 		
3. Title Regulatory Affairs Specialist		
4. Typed Name Jennifer D. Morton		5. Date January 9, 2006

2 8 7

United Industries Corp.

January 9, 2006

Document Processing Desk (NOTIF)
Office of Pesticide Programs
United States Environmental Protection Agency
Room 266A Crystal Mall 2
1801 South Bell Street
Arlington, VA 22202

Attention: Mr. George LaRocca
Product Manager 13

Subject: Notification per PR Notice 98-10
Chemsico Lawn Insect Control Granules
EPA Reg. No. 9688-83

Dear Mr. LaRocca:

Enclosed please find notification per PR Notice 98-10 to add the optional marketing claim, "10 Pounds Treats [Covers] up to 5,000 Sq Ft," as requested by the state of New York. We are also taking this opportunity to clarify the existing optional marketing claim, "Treats [Covers] 1,000 Sq Ft," by qualifying it with "2 Pounds", resulting in the final optional marketing claim: "2 Pounds Treats [Covers] 1,000 Sq Ft."

This notification is consistent with the provisions of PR Notice 98-10 and EPA regulations at 40 CFR 152.46, and no other changes have been made to the labeling or the confidential statement of formula of this product. I understand that it is a violation of 18 U.S.C. Sec. 1001 to willfully make any false statement to EPA. I further understand that if this notification is not consistent with the terms of PR Notice 98-10 and 40 CFR 152.46, this product may be in violation of FIFRA and I may be subject to enforcement action and penalties under sections 12 and 14 of FIFRA.

The following documents are enclosed in support of this submission:


1. Application for Pesticide (EPA Form 8570-1)
2. One copy of the proposed label *with changes highlighted*
3. Five copies of the proposed label
4. One copy of the EPA stamped approved label

Please call me at 1-800-242-1166, Ext. 2737 you have questions or need further information. Thank you very much for your attention to our application.

Sincerely,




Jennifer D. Morton
Regulatory Affairs Specialist



Chemsico

Lawn Insect Control Granules

[Kills on contact • Up to 4 week control • Protects your home from invading ants • Also stops [kills] spiders, roaches, ants, fleas, brown dog ticks and more • Grub Control • Kills: Grubs, Fleas, Ants, Crickets, Brown Dog Ticks, Fire Ants, Chinch Bugs, Armyworms, Billbugs, Cutworms, Earwigs, Sod Webworms and other listed insects • Ready to use • Controls Fire Ants • 2 Pounds Treats [Covers] 1,000 Sq Ft • 10 Pounds Treats [Covers] up to 5,000 Sq Ft • †Guaranteed Results [or Your Money Back] • Ace Promise Satisfaction Guaranteed • Kills and repels ants in your yard]



Active Ingredient:

Permethrin..... 0.25%

Other Ingredients 99.75%

KEEP OUT OF REACH OF CHILDREN

CAUTION See additional precautionary statements on back of bag.

Net Wt 10 lb (4.53 kg)

[Bracketed Text] = Optional Language

OPTIONAL MARKETING LANGUAGE

[Chemsico Lawn Insect Control contains Permethrin, a long lasting insecticide which provides contact and residual control for up to 4 weeks of outdoor insect pests.] [For use on lawns and as a barrier band treatment around house foundation.] [Barrier Treatment around House Foundation]

[OPTIONAL PRODUCT FACT BOX]

PRODUCT FACTS

What it does:

Protects your home from Invading Ants*. Also Kills Spiders, Roaches, Fleas, Brown Dog Ticks and other Listed Insects. [Kills Fleas, Ants, Crickets, Brown Dog Ticks, Fire Ants, Chinch Bugs, Armyworms, Billbugs, Cutworms, Earwigs, Grubs, Sod webworms and Other Listed Insects]

Where to Use: (icon outdoors)

Outdoors, as a Barrier Band Treatment [Outdoors, on Lawns and as a Barrier Band Treatment around House Foundation]

Questions & Comments: (icon phone) (icon computer)

Call 1-800-332-5553 or visit our website at www.spectracide.com

*Argentine, Southern, Field, Allegheny Mound, Florida Carpenter, Black Carpenter, Cornfield, Honey, Pavement, Nuisance

STOP. READ ENTIRE LABEL BEFORE USE.

DIRECTIONS FOR USE

It is a violation of Federal law to use this product in a manner inconsistent with its labeling. *For outdoor use around the home only.*

Three Easy Steps to Use this Product

Step #1: Determine size of the job, measure the area to be treated.

Step #2: Use spreader setting chart to determine appropriate setting for your spreader.

Step #3: Treat as directed in rate chart. Thorough coverage is important. Water in granules where indicated.

3
2
7

Directions for Applying Chemsico Lawn Insect Control Granules

Treatment Areas	Target [Pests]	Remarks [How To Use]	Use Rate
<i>Band Treatment</i> Around House Foundation	Ants* Fleas, Brown dog ticks, Millipedes, Clover mites, Roaches, Spiders, Silverfish, Sowbugs (Pillbugs), Crickets, Earwigs	These pests are commonly found around or near foundations of houses as well as in lawns. Certain of these pests may enter houses. Apply a 5-foot band of granules next to the house foundation. Distribute granules uniformly. Water lightly after application.	3.2 oz for each 100 sq ft area (5' x 20')
<i>Overall Lawn Application</i> for Grass and Dichondra Lawns	Ants*, Armyworms, Brown dog ticks, Chinch bugs, Clover mites, Crickets, Cutworms, Earwigs, Fleas, Lawn moths (sod webworms), Leafhoppers, Millipedes, Sowbugs	Apply with a fertilizer spreader. See spreader setting chart on the side of bag. Apply when grass is dry. Water lawn lightly after application.	For application with other types of equipment, apply at the rate of 2 lb per 1000 sq ft (an area 20' x 50') or 3.2 oz per 100 sq ft (an area 10' x 10'). For heavy lawns such as St. Augustine grass, the rate should be increased to 3 lb per 1000 sq ft (or 4.8 oz per 100 sq ft)
	Billbugs, Grubs, Japanese beetle grubs, <i>Ataenius spretulus</i> (dung beetles)	Water grass thoroughly after application. <i>For billbug control</i> , apply when activity is first observed or when chewed or brown grass indicates damage from these insects. <i>For grub control</i> , except dung beetle, treat any time between late July and early October. <i>For dung beetle grub control</i> , apply in spring or early summer when damage is first noticed. Water grass thoroughly with ¼ to ½ inch of water after application. Treat again in late summer or early fall if a second generation occurs.	Apply 2.5 lb per 1000 sq ft of lawn.
<i>Spot Treatment</i>	Ants*	Water lightly after application.	Apply 1½ teaspoons over and around each ant hill.
	Fire Ants	Immediately after application, water in thoroughly. A minimum of 1 gallon of water should be applied to each mound area. Apply gently to avoid disturbing ants. Use of high pressure watering equipment may disturb the ants and cause migration, reducing product effectiveness. NOTE: For best results, apply in cool weather, 65-80°F, or in early morning or late evening hours. Treat new mounds as they appear. [Fast acting, works within 24 hours.] [No waiting for weeks]	Apply 1 cup over and 2 ft around each fire ant mound.

*Argentine, Southern, Field, Allegheny Mound, Florida Carpenter, Black Carpenter, Cornfield, Honey, Pavement, Nuisance

487

SPREADER SETTING NO. (per 1000 sq ft)			
Spreader Make and Model	Grass or Dichondra Lawns 2 pounds	St. Augustine Lawn 3 pounds	White grubs, Billbugs 2 pounds
Central Imperial Make No. 1662-G	6 1/2	7 1/4	7
Central Suburbia Lawn Spreader No. 1622-O	6 1/2	7 1/2	7
Cyclone Model B1 Rotary	4 1/2	5	4 3/4
Greenfield Model 105	6 1/2	7 1/4	6 3/4
Ortho Drop Spreader Model 3000	4 1/2	5 1/2	5
Ortho Broadcast Spreader Model 4000	4 1/2	7	6
J. C. Penny Model 6005	7 1/4	8	7 1/2
J. C. Penny Rotary Spreader	5	7	6
Scott Model 35	4	5	4 1/2
Sears Craftsman Model 671.19198	6	7	6 1/2

Note: The spreader settings listed above are approximate. Accurately weigh a few pounds into your spreader and apply to a measured area. Then adjust spreader setting if necessary, in order to assure correct rate of application.

[OPTIONAL SPREADER SETTINGS] (revised 8-31-00)

SPREADER SETTINGS (per 1000 sq ft)			
Spreader Make and Model	Grass or Dichondra Lawns 2 pounds	St. Augustine Lawns 3 pounds	White Grubs, Billbugs 2 1/2 pounds
CYCLONE			
Rotary	3 1/2 - 4	5 1/2	4 1/2
K-GRO			
Rotary	1	2	1 1/2
Drop	5	6	5 1/2
REPUBLIC			
EZ Drop #530	8	11	10
EZ Drop #540	2 1/2	4	3
SCOTTS			
SpeedyGreen 2000	4 1/2	5 1/2	5
SpeedyGreen 3000	4 1/2	5 1/2	5
AccuGreen 1000	4 1/2	5 1/2	5
AccuGreen 2000	4 1/2	5 1/2	5
AccuGreen 3000	4 1/2	5 1/2	5
Drop	5 1/2	6 1/2	6
SEARS			
Rotary	1 1/2	2	1 1/2 - 2
Drop	5	7	6
EARTHWAY			
Rotary	1 1/2	2	1 1/2 - 2
PRECISION			
Rotary (#S850)	3 1/2	4 1/2	4
RED DEVIL			
Rotary	3 1/2	4 1/2	4
TRUE TEMPER			
Rotary	3 1/2	4 1/2	4
VIGORO			
Rotary	3	4	3 1/2

Note: The spreader settings listed above are approximate. Accurately weigh a few pounds into your spreader and apply to a measured area. Then adjust spreader setting if necessary, in order to assure correct rate of application.

527

[OPTIONAL SPREADER SETTINGS] (2-26-98)

SPREADER SETTINGS (per 1000 sq ft)			
Spreader Make & Model	Grass or Dichondra Lawns 2 lb	White grubs, Billbugs / 2 lb	St. Augustine Lawns / 3 lb
CYCLONE			
Broadcast	3 1/2 - 4	4 1/2	5 1/2
GREENVIEW			
Drop Spred III	3 - 3 1/2	4	5
Jet Spred III	4 - 4 1/2	5	6
REPUBLIC			
Drop EZ530	8 - 9	10	11
Broadcast EZ540	2 - 2 1/2	3	4
SCOTTS			
AG3	3 - 3 1/2	4	5
EG3	26 1/2 - 27	27 1/2	28
PF4	4 3/4 - 5 1/2	6	6 1/4
SG3	4 - 4 1/2	5	6
SEARS			
Drop 1935	5 - 5 1/2	6	7
Broadcast 1922	11 - 11 1/2	12	13

Note: The spreader settings listed above are approximate. Accurately weigh a few pounds into your spreader and apply to a measured area. Then adjust spreader setting if necessary, in order to assure correct rate of application.

OPTIONAL DIRECTIONS

OPTION A

BAND TREATMENT AROUND HOUSE

General Directions

The following pests are commonly found around or near foundations of houses as well as in lawns. Some of these pests may enter the home. Apply a 3- to 5-foot band of granules next to the house's foundation.

INSECTS:

Ants*, Fleas, Brown dog ticks, Clover mites, Crickets, Earwigs, Millipedes, Sowbugs (Pillbugs)

RATE:

3.2 oz for each 100 sq ft area (5' x 20').

HOW TO USE:

Distribute granules evenly. Water lightly after application.

SPOT TREATMENT FOR ANTS*

RATE:

Apply 1 1/2 teaspoons over and around each ant hill.

HOW TO USE:

Water lightly after application.

*Argentine, Southern, Field, Allegheny Mound, Florida Carpenter, Black Carpenter, Cornfield, Honey, Pavement, Nuisance

OPTION B

BAND TREATMENT AROUND HOUSE

1. Chemsico Lawn Insect Control kills ants*, as well as fleas, Brown dog ticks, clover mites, crickets, earwigs, millipedes, roaches, sowbugs (pillbugs), spiders, silverfish and other pests.
2. Break the seal and open the pop-top cap. [To open canister, push in plastic area noted on lid. Then twist lid as appropriate to open and close.]
3. Evenly sprinkle granules in a 3- to 5-foot wide band along the foundation of your home. Granules should be spaced liked the ones pictured below (show picture). Use rate = 3.2 oz for each 100 sq ft area (5' x 20').
4. Gently water treated areas.

687

USE TIPS

1. Try to get even coverage throughout your "barrier band".
2. Reapply after hard rains to areas where down spouts empty.

SPOT TREATMENT FOR ANTS*

1. Evenly sprinkle granules over and around each anthill.
2. Use 1/2 oz (1 1/2 teaspoons) per ant hill. (NOTE: This package will effectively treat 64 ant hills.) (The note is for a 2 lb package.)
3. Gently water treated areas.

*Argentine, Southern, Field, Allegheny Mound, Florida Carpenter, Black Carpenter, Cornfield, Honey, Pavement, Nuisance

SPOT TREATMENT FOR FIRE ANTS

Apply 1 cup over and 2 ft around each fire ant mound. Immediately after application, water in thoroughly. A minimum of 1 gallon of water should be applied to each mound area. Apply gently to avoid disturbing ants. Use of high pressure watering equipment may disturb the ants and cause migration, reducing product effectiveness.

NOTE: For best results, apply in cool weather, 65-80°F, or in early morning or late evening hours. Treat new mounds as they appear. [Fast acting, works within 24 hours.] [No waiting for weeks]

STORAGE AND DISPOSAL

Storage: Store product in original container in a locked storage area.

Disposal: If empty: Do not reuse this container. Place in trash or offer for recycling if available. **If partly filled:** Call your local solid waste agency or 1-800-CLEANUP for disposal instructions. Never place unused product down any indoor or outdoor drain.

PRECAUTIONARY STATEMENTS**Hazards to Humans and Domestic Animals**

CAUTION. Harmful if absorbed through skin. Causes moderate eye irritation. Avoid inhalation of dust. Avoid contact with skin, eyes or clothing. Wash thoroughly after handling. Avoid contamination of food and feed. Utensils such as teaspoons and measuring cups should not be used for food purposes after use with insecticides.

First Aid

If on Skin or Clothing: Take off contaminated clothing. Rinse skin immediately with plenty of water for 15-20 minutes. Call a Poison Control Center or doctor for treatment advice. **If in Eyes:** Hold eye open and rinse slowly and gently with water for 15-20 minutes. Remove contact lenses if present, after the first 5 minutes, then continue rinsing eye. Call a Poison Control Center or doctor for treatment advice. **If Inhaled:** Move person to fresh air. If person is not breathing, call 911 or an ambulance, then give artificial respiration, preferably mouth-to-mouth if possible. Call a Poison Control Center or doctor for treatment advice. Have the product container or label with you when calling a Poison Control Center or doctor, or going for treatment.

[Bracketed Text] = Optional Language

Environmental Hazards

This product is extremely toxic to fish. Do not apply directly to water. Drifts and runoff from treated areas may be hazardous to aquatic organisms in treated areas. Do not contaminate water when disposing of equipment washwaters.

NOTICE: Buyer assumes all responsibility for safety and use not in accordance with directions.

†If you are not satisfied with this product for any reason send your written request for a refund to the address below, together with the original dated store receipt showing the price you paid. Please allow 6-8 weeks for processing.

The ACE Promise: If this Ace product when used for its intended purpose, fails to give you complete satisfaction, return the item to the Ace Hardware store where purchased for the replacement of the same or similar item.

[Questions or comments? Call 1-800-332-5553.]

Manufactured in the USA for Chemsico
Division of United Industries Corporation
P.O. Box 142642
St. Louis, MO 63114-0642

EPA Reg. No. 9688-83

EPA Est. No. 9688-MO-1

©2005

787