

Revised 5/29/97

MASTER LABEL COPY
FRONT COPY

SANI-CLOTH
GERMICIDAL DISPOSABLE CLOTH

For use in: CRITICAL CARE AREAS

Where control of the hazards of cross contamination is of prime importance

Effective against *Staphylococcus aureus*, *Salmonella choleraesuis*, *Pseudomonas aeruginosa*, *Klebsiella pneumoniae* in 5 minutes.

Exhibits effective virucidal activity; kills Influenza A2/HK (representative of the common flu virus) and Herpes Simplex II (causative agent of genital herpes) in 30 seconds

Kills viruses such as Influenza A2/HK and Herpes Simplex Type II in 30 seconds.
A novel way to effectively disinfect environmental surfaces.

For use on external Ultrasound Transducers only

Aids in the reduction of cross contamination

Convenient Premeasured Premoistened

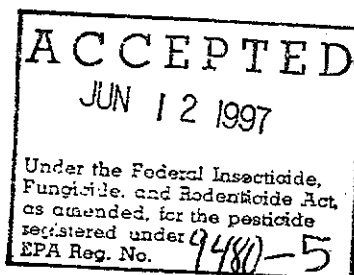
Kills *Mycobacterium bovis* BCG (Tuberculosis) in 10 minutes at 20°C.

Kills HIV on pre-cleaned environmental surfaces/objects previously soiled with blood/body fluids in 30 seconds at room temperature (20-25°C) in healthcare or other settings in which there is an expected likelihood of soiling of inanimate surfaces/objects with blood or body fluids, and in which the surfaces/objects likely to be soiled with blood or body fluids can be associated with the potential for transmission of human immunodeficiency virus Type I (HIV-1).

Kills HIV on pre-cleaned ultrasound probes previously soiled with blood/body fluids in 30 seconds at room temperature (20°C -25°C) in healthcare or other settings in which there is an expected likelihood of soiling of inanimate surfaces/objects with blood or body fluids, and in which the surfaces/objects likely to be soiled with blood or body fluids can be associated with the potential for transmission of human immunodeficiency virus Type I (HIV-1).

Kills Rhinovirus in 3 minutes

Kills *Trichophyton mentagrophytes*, *Aspergillus niger* and *Candida albicans* in 5 minutes at 20°C.



29 11
2

Kills pathogenic fungi in 5 minutes

Bactericidal, Tuberculocidal, Fungicidal and Virucidal

Kills Canine Distemper, Pseudorabies Virus, Vaccinia Virus and Adeno Virus Type 5 in 5 minutes

ACTIVE INGREDIENTS:

n-Alkyl (68% C₁₂, 32% C₁₄) dimethyl ethylbenzyl ammonium chlorides.....0.14%
n-Alkyl (60% C₁₄, 30% C₁₆, 5% C₁₂, 5% C₁₈) dimethyl benzyl ammonium chlorides..0.14%
Isopropyl Alcohol.....8.00%
INERT INGREDIENTS.....91.72%
TOTAL.....100.00%

KEEP OUT OF REACH OF CHILDREN

CAUTION:

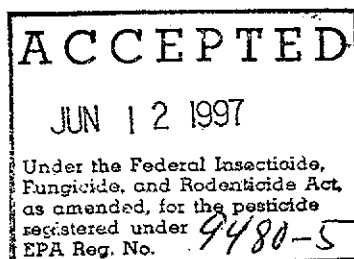
See back panel for additional precautionary statements

NET WT

NET CONTENTS # OF CLOTHS SIZE

E. P. A. Reg. No.:9480-5

E. P. A. Est. No. : 9480-NY-001



BACK PANEL

A dual chain Quaternary/Alcohol solution impregnated in a wiping cloth

For use on external Ultrasound Transducers only

To disinfect: Preclean ultrasound gel from external transducer to be disinfected by using a clean wash cloth. Then thoroughly wet the probe with a towelette for 5 minutes.

Assures proper dilution strength and product effectiveness and standardized technique.

Greater quaternary dispersal with no hazard of cross contamination, quick drying

Non-woven disposable cloth

Effective in 5 minutes against *Staphylococcus aureus*, *Salmonella choleraesuis*, *Pseudomonas aeruginosa* and *Kelbisella pneumoniae*.

Kills *Mycobacterium bovis* BCG (Tuberculosis) in 10 minutes at 20°C.

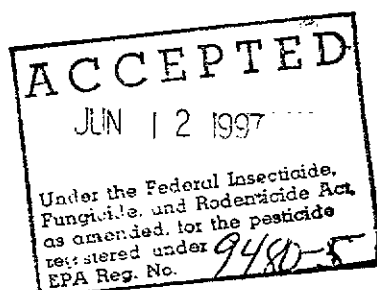
Kills Influenza A2/HK and Herpes Simplex in 30 seconds

Kills Rhinovirus in 3 minutes

A non woven disposable cloth for use in hospitals and other critical care areas where control of the hazards of cross-contamination is required. Use on surfaces and equipment such as stainless steel, Formica, glass tables, carts, baskets, counters, cabinets, telephones and other hard non-porous surfaces.

SOME AREAS OF USE: Hard surfaces in Surgery, Recovery, Anesthesia, X-Ray Cat. Lab, E.R., Orthopedics, New Born Nursery, Respiratory Therapy, Radiology, Central Supply.

"This product is not be used as a terminal sterilant/high level disinfectant on any surface or instrument that (1) is introduced directly into the human body, either into or in contact with the bloodstream or normally sterile areas of the body, or (2) contacts intact mucous membranes but which does not originally penetrate the blood barrier or otherwise enter normally sterile areas of the body. This protect may be used to preclean or decontaminate critical or semi-critical medical devices prior to sterilization or high level disinfection".



4 2 11

**SPECIAL INSTRUCTIONS FOR CLEANING AND DECONTAMINATION AGAINST
HIV 1 FOR SURFACES OR OBJECTS SOILED WITH BLOOD OR BODY FLUIDS**

PERSONAL PROTECTION: When using the germicidal cloth, wear disposables latex gloves, protective gowns, face masks, or eye coverings as appropriate when handling HIV-1 infected blood or body fluids.

CLEANING PROCEDURE: All blood and other body fluids must be thoroughly cleaned from surface and objects before disinfection by the germicidal cloth. Open, unfold first germicidal cloth to remove gross filth.

CONTACT TIME: Use second germicidal cloth to thoroughly wet surface. Allow to remain wet 30 seconds, let air dry. Although efficacy at a 30 second contact time has been shown to be adequate against HIV-1 (AIDS VIRUS) this time would not be sufficient for other organisms. Use listed disinfection times against all of the organisms claimed.

DISPOSAL OF INFECTIOUS MATERIALS: Dispose of used towelette in accordance with local regulations for infectious waste disposal.

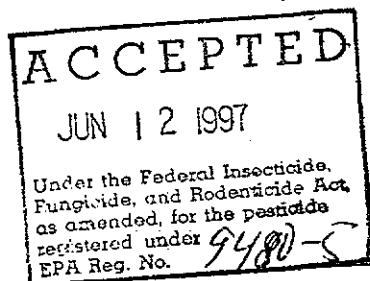
DIRECTIONS FOR USE: It is a violation of Federal Law to use this product in a manner inconsistent with its labeling.

TOWELETTE:

Remove gross filth. Open, unfold, wipe to thoroughly wet surface. Allow to remain wet 5 minutes, let air dry.

TRAVEL PACK

Peel back label slowly. Pull out wipes as needed and reseal label. Remove gross filth. Open, unfold, wipe to thoroughly wet surface. Allow to remain wet 5 minutes, let air dry.



59 11
5

DISPENSER:

To start feed: Remove large cover and discard seal from container. From center of towelette roll, pull up towelette corner, twist it into a point and thread it through the hold in the container cover. Pull through about one inch. Replace cover. Pull out first towelette and snap; off at a 90° angle. Remaining towelettes feed automatically ready for next use. When through using, keep small center cap closed to prevent moisture loss.

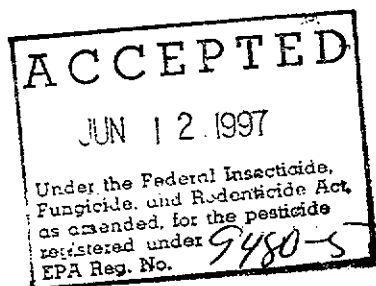
Open, unfold, wipe to remove gross filth. Use second towel to thoroughly wet surface. Allow to remain wet for 5 minutes where required let air dry.

PRECAUTIONARY STATEMENTS: Hazards to humans and domestic animals.

CAUTION: Avoid contact with eyes. In case of eye contact, flush with plenty of water for at least 15 minutes. If irritation persists, call a physician.

STORAGE AND DISPOSAL: Towellette: Do not reuse towel. Dispose of used towel in trash. Dispenser: Do not reuse empty container. Wrap container and put in trash collection.

DO NOT USE OR STORE NEAR HEAT OR OPEN FLAME.



BACK PANEL**DIRECTIONS FOR USE: TO DISINFECT FOOD CONTACT SURFACES**

It is a violation of Federal Law to use this product in a manner inconsistent with its labeling.

TOWELETTE:

Remove gross filth. Open, unfold, wipe to thoroughly wet surface. Allow to remain wet 5 minutes, let air dry followed by a potable water rinse.

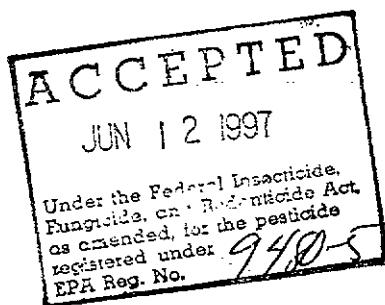
TRAVEL PACK

Peel back label slowly. Pull out wipes as needed and reseal label. Remove gross filth. Open, unfold, wipe to thoroughly wet surface. Allow to remain wet 5 minutes, let air dry followed by a potable water rinse.

DISPENSER:

To start feed: Remove large cover and discard seal from container. From center of towelette roll, pull up towelette corner, twist it into a point and thread it through the hold in the container cover. Pull through about one inch. Replace cover. Pull out first towelette and snap; off at a 90° angle. Remaining towelettes feed automatically ready for next use. When through using, keep small center cap closed to prevent moisture loss.

Open, unfold, wipe to remove gross filth. Use second towel to thoroughly wet surface. Allow to remain wet for 5 minutes where required, let air dry followed by a potable water rinse.



7 9 11
7

DIRECTIONS FOR USE: TO DISINFECT NON - FOOD CONTACT SURFACES

It is a violation of Federal Law to use this product in a manner inconsistent with its labeling.

TOWELETTE:

Remove gross filth. Open, unfold, wipe to thoroughly wet surface. Allow to remain wet 5 minutes, let air dry followed by a potable water rinse.

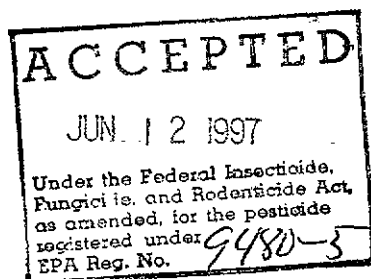
TRAVEL PACK

Peel back label slowly. Pull out wipes as needed and reseal label. Remove gross filth. Open, unfold, wipe to thoroughly wet surface. Allow to remain wet 5 minutes, let air dry followed by a potable water rinse.

DISPENSER:

To start feed: Remove large cover and discard seal from container. From center of towelette roll, pull up towelette corner, twist it into a point and thread it through the hold in the container cover. Pull through about one inch. Replace cover. Pull out first towelette and snap; off at a 90° angle. Remaining towelettes feed automatically ready for next use. When through using, keep small center cap closed to prevent moisture loss.

Open, unfold, wipe to remove gross filth. Use second towel to thoroughly wet surface. Allow to remain wet for 5 minutes where required, let air dry followed by a potable water rinse.



CONSUMER CLOTH**ONE STEP CLEANER**

A novel way to effectively clean, deodorize and sanitize against odor-causing organisms and disinfectant hard surfaces. Aids in reducing cross-contamination. Kills dangerous germs such as Salmonella choleraesuis, Staphylococcus aureus, Pseudomonas aeruginosa and Klebsiella Pneumoniae in 5 minutes. Kills dangerous viruses such as Influenza A2/HK and Herpes Simples Type II in 30 seconds. Kills Mycobacterium bovis BCG (Tuberculosis) in 10 minutes at 20° C. Easy to use. Disposable. For the reasonable person who wants to be sure. For use in public toilets, laundromats, sick rooms, hospitals, camp sites, RV's, motels, factories and offices -- whenever sanitization is of prime importance.

A dual chain Quaternary/Alcohol solution impregnated in a wiping cloth.

Assures proper dilution strength and product effectiveness and standardized technique.

Greater quaternary dispersal with no hazard of cross contamination, quick drying

Non-woven disposable cloth

Effective in 5 minutes against Staphylococcus aureus, Salmonella choleraesuis, Pseudomonas aeruginosa and Kelbisella pneumoniae.

Kills Mycobacterium bovis BCG(Tuberculosis) in 10 minutes at 200 C

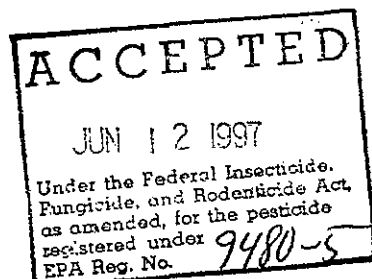
Kills Influenza A2/HK and Herpes Simplex in 30 seconds

Kills Rhinovirus in 3 minutes

Disposable Cloth for use in hospitals and other critical care areas where control of the hazards of cross-contamination is required. Use on surfaces and equipment such as stainless steel, Formica, glass tables, carts, baskets, counters, cabinets, telephones and other hard non-porous surfaces.

SOME AREAS OF USE: Hard surfaces in Surgery, Recovery, Anesthesia, X-Ray Cat. Lab, E.R., Orthopedics, New Born Nursery, Respiratory Therapy, Radiology, Central Supply.

"This product is not be used as a terminal sterilant/high level disinfectant on any surface or instrument that (1) is introduced directly into the human body, either into or in contact with the bloodstream or normally sterile areas of the body, or (2) contacts intact mucous membranes but which does not originally penetrate the blood barrier or otherwise enter normally sterile areas of the body. This protect may be used to preclean or decontaminate critical or semi-critical medical devices prior to sterilization or high level disinfection".



SPECIAL INSTRUCTIONS FOR CLEANING AND DECONTAMINATION AGAINST HIV 1 (AIDS VIRUS) FOR SURFACES OR OBJECTS SOILED WITH BLOOD OR BODY FLUIDS

PERSONAL PROTECTION: When using the germicidal cloth, wear disposables latex gloves, protective gowns, face masks, or eye coverings as appropriate when handling HIV-1 infected blood or body fluids.

CLEANING PROCEDURE: All blood and other body fluids must be thoroughly cleaned from surface and objects before disinfection by the germicidal cloth. Open, unfold first germicidal cloth to remove gross filth.

CONTACT TIME: Use second germicidal cloth to thoroughly wet surface. Allow to remain wet 30 seconds, let air dry. Although efficacy at a 30 second contact time has been shown to be adequate against HIV-1 (AIDS VIRUS) this time would not be sufficient for other organisms. Use listed disinfection times against all of the organisms claimed.

DISPOSAL OF INFECTIOUS MATERIALS: Dispose of used towelette in accordance with local regulations for infectious waste disposal.

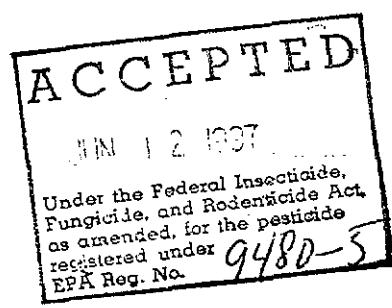
For use in households, hospitals -veterinary clinics; in laundromats, in washers and dryers; on folding tables; on toilet seats and bathroom fixtures; hampers, and bedpans; sickrooms; offices; in telephones; and hard hats and headphones. For use in dairies, food processing plants, food establishments, restaurants, taverns and commercial kitchens (disinfected food contact surfaces must be rinsed with potable water before reuse) ; in hotels, in public restroom accommodations and commercial laundries; on stainless steel, chrome, porcelain, glass Formica vinyl, plastic and other hard non-porous surfaces, respirators and CPR training mannequins.

DIRECTIONS FOR USE

It is a violation of Federal law to use this product in a manner inconsistent with its labeling.

To Clean , Sanitize (Non -Food Contact Surfaces) and Deodorize.

It is a violation of Federal Law to use this product in a manner inconsistent with its labeling.



TOWELETTE:

Remove gross filth. Open, unfold, wipe to thoroughly wet surface. Allow to remain wet 5 minutes, let air dry.

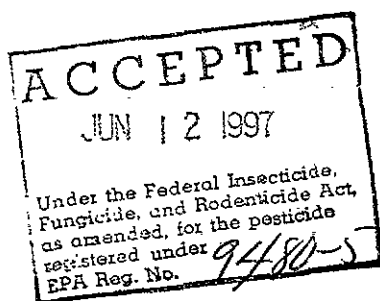
TRAVEL PACK

Peel back label slowly. Pull out wipes as needed and reseal label. Remove gross filth Open, unfold, wipe to thoroughly wet surface. Allow to remain wet 5 minutes, let air dry.

DISPENSER:

To start feed: Remove large cover and discard seal from container. From center of towelette roll, pull up towelette corner, twist it into a point and thread it through the hold in the container cover. Pull through about one inch. Replace cover. Pull out first towelette and snap off at a 90° angle. Remaining towelettes feed automatically ready for next use. When through using, keep small center cap closed to prevent moisture loss.

Open, unfold, wipe to remove gross filth. Use second towel to thoroughly wet surface. Allow to remain wet for 5 minutes where required let air dry.



**SPECIAL INSTRUCTIONS FOR CLEANING AND DECONTAMINATION AGAINST
HIV 1 (AIDS VIRUS) FOR SURFACES OR OBJECTS SOILED WITH BLOOD OR
BODY FLUIDS**

PERSONAL PROTECTION: When using the germicidal cloth, wear disposables latex gloves, protective gowns, face masks, or eye coverings as appropriate when handling HIV-1 infected blood or body fluids.

CLEANING PROCEDURE: All blood and other body fluids must be thoroughly cleaned from surface and objects before disinfection by the germicidal cloth. Open, unfold first germicidal cloth to remove gross filth.

CONTACT TIME: Use second germicidal cloth to thoroughly wet surface. Allow to remain wet 30 seconds, let air dry. Although efficacy at a 30 second contact time has been shown to be adequate against HIV-1 (AIDS VIRUS) this time would not be sufficient for other organisms. Use listed disinfection times against all of the organisms claimed.

DISPOSAL OF INFECTIOUS MATERIALS: Dispose of used towelette in accordance with local regulations for infectious waste disposal.

PRECAUTIONARY STATEMENTS: Hazards to humans and domestic animals.

CAUTION: Avoid contact with eyes. In case of eye contact, flush with plenty of water for at least 15 minutes. If irritation persists, call a physician.

STORAGE AND DISPOSAL: Towelette: Do not reuse towel. Dispose of used towel in trash. Dispenser: Do not reuse empty container. Wrap container and put in trash collection.

DO NOT USE OR STORE NEAR HEAT OR OPEN FLAME.

